

**Gregg Ellis, Associate Media Relations Director**

Humphrey Coliseum, Room 202 | 55 Coliseum Boulevard

Mississippi State, MS 39762 | Fax: 662.325.3654

Office: 662-325-3595 | Cell: 662-322-0145

E-Mail: gellis@athletics.msstate.edu | www.hailstate.com

Twitter: @HailStateMBK; @msusportsgregg; @RickRay1

Facebook: www.facebook.com/HailStateMBK

2013-14 Schedule/Results**NOVEMBER**

8	PRAIRIE VIEW A&M	W, 71-56
14	KENNESAW STATE	W, 78-55
19	MISSISSIPPI VALLEY STATE	W, 94-72
23	at Utah State	L, 87-68
27	JACKSON STATE	W, 58-56

DECEMBER

1	LOYOLA	W, 65-64
<i>Big 12/SEC Challenge</i>		
5	TCU (ESPNU)	L, 71-61
13	vs. Southeastern Louisiana [^]	W, 68-62
17	FLORIDA A&M	W, 78-65
19	FLORIDA GULF COAST (CSS)	W, 66-53
<i>Las Vegas Classic</i>		
22	vs. South Florida	W, 71-66
23	vs. UNLV (CBS Sports Net)	L, 82-66

JANUARY

2	MARYLAND EASTERN SHORE	W, 77-63
8	at Kentucky (SEC TV)	L, 85-63
11	OLE MISS (ESPNU)	W, 76-72
15	at Alabama (SEC TV)	L, 80-61
18	TEXAS A&M (SEC TV)	W, 81-72
22	AUBURN (ESPN3)	W, 82-74
25	at Ole Miss (SEC TV)	L, 82-63
30	FLORIDA (ESPN2)	L, 62-51

FEBRUARY

1	at Vanderbilt (FSN)	L, 55-49
5	at Texas A&M (CSS)	L, 72-52
8	KENTUCKY (SEC TV)	L, 69-59
12	GEORGIA (FSN)	8 pm
15	at Auburn (SEC TV)	12:30 pm
19	at LSU (SEC TV)	7 pm
22	ARKANSAS (SEC TV)	3 pm
26	TENNESSEE (SEC TV)	7 pm

MARCH

1	at Missouri (SEC TV)	12:30 pm
5	at Georgia (CSS)	6 pm
8	SOUTH CAROLINA (SEC TV)	3 pm
12-16	SEC Tournament (SEC TV/ABC/ESPNU) TBA	

[^] - Tupelo, Miss (BancorpSouth Arena)**Game 24 | 8:04 P.M. | Humphrey Coliseum****MISSISSIPPI STATE Bulldogs (13-10, 3-7)**

Head Coach: Rick Ray
MSU Record: 23-32, 2nd year
Career Record: Same
Record vs. Georgia: 1-0

**GEORGIA Bulldogs (12-10, 6-4)**

Head Coach: Mark Fox
UGA Record: 77-73, 5th year
Career Record: 200-116, 10th year
Record vs. MSU: 3-2

**GAME DAY AT A GLANCE**

When: Wednesday, Feb. 12, 2014
Where: Starkville, Miss.
Venue: Humphrey Coliseum (10,500)
Time: 8:04 p.m. CT
TV: FSN
Talent: Dave Baker, Larry Conley
Sirius/XM: 134
Series: Mississippi State leads, 53-52
Last Meeting: MSU, 72-61 (1-12-13)
Last 10 In Starkville: MSU, 8-2

WHAT TO NOTE AS MSU PLAYS GEORGIA . . .


- ✓ Georgia is one of three SEC teams Mississippi State has an all-time winning record against, along with Ole Miss and South Carolina.
- ✓ UGA is one of the five SEC teams MSU is playing twice this year (Ole Miss, Auburn, Kentucky and Texas A&M).
- ✓ The Bulldogs enter the game looking to end a season-long five-game losing streak.
- ✓ A win would give the Bulldogs their fourth in the SEC this season, matching last year's total.
- ✓ A win would also be the 400th all-time for MSU at Humphrey Coliseum.
- ✓ **I.J. Ready** missed his seventh game of the year on Saturday due to either a strained hamstring, concussion or flu-like symptoms.
- ✓ Against the Aggies, MSU had a season-high seven players make a 3-pointer.
- ✓ In its last four games, MSU has been held to 59 points or less and is averaging just 52.3 points.
- ✓ MSU took a season-high four charges against Kentucky.
- ✓ **I.J. Ready** and **Gavin Ware** scored their 100th and 500th career points at Texas A&M.
- ✓ Opponents are shooting .422 in the first half, compared to .466 in the second frame.
- ✓ Dating back to 2011-12, MSU has lost 11-straight in February and 16 out of the last 17.
- ✓ The Bulldogs have shot 50 percent or better four times this season. Last year, they did it twice. They've won all four of those games this year.
- ✓ The Bulldogs are third in the SEC and 30th nationally with 8.0 steals per game. MSU has recorded 10 or more steals in eight of its games, but had just three against Kentucky.
- ✓ MSU is wearing pink shoes to bring awareness to breast cancer survivors.

MISSISSIPPI STATE PROJECTED STARTING 5**G-6-5.204.SO****1 Fred Thomas**


Pts.: 8.4
Rbs.: 3.0
Assts.: 1.6
Stl.: 1.0

F-6-8.217.SR**3 Colin Borchert**


Pts.: 10.0
Rbs.: 4.6
Assts.: 1.4
Blks.: 1.1

G-5-11.165.Fr**15 I.J. Ready**

Pts.: 6.4
Rbs.: 1.6
Assts.: 3.1
Stl.: 1.1

F-6-9.262.S0**20 Gavin Ware**

Pts.: 10.6
Rbs.: 7.7
Blks.: 0.3
Stl.: 0.9

G-6-3.193.S0**32 Craig Sword**

Pts.: 13.2
Rbs.: 3.6
Assts.: 2.6
Stl.: 2.0

GEORGIA PREVIEW/SERIES

2013-14 STATS	PPG	FG%	3FG%	FT%	RB	RBM	A	S	B	T	TM
MSU (13-10, 3-7)	67.7/68.5	.446/.443	.312/.310	.656/.701	33.3/35.0	-1.7	12.6/12.6	8.0/6.0	2.8/3.3	13.7/14.6	+0.8
Georgia (12-10, 6-4)	69.9/68.5	.443/.407	.339/.350	.666/.729	37.5/32.4	+5.1	10.1/10.2	5.1/6.7	4.8/4.0	13.0/10.8	-2.2

Leaders	Scoring	Rebounds	Assists	Steals	Blocks
MSU	Sword/13.2	Ware/7.8	Ready/3.1	Sword/2.0	Borchert/1.1
Georgia	Mann/13.5	Thornton/5.8	Mann/2.9	Mann/1.1	Williams/1.3

Georgia's Last 5 Games		
Date	Opponent	Score
01/25/14	at Kentucky	L, 79-54
01/29/14	VANDERBILT	L, 59-54
02/01/14	at Auburn	L, 74-64
02/06/14	LSU	W, 91-78
02/08/14	TEXAS A&M	W, 62-50

Georgia's Last Game vs. Texas A&M	
✓	Kenny Gaines paced the Bulldogs with 14 points.
✓	UGA was 22-of-53 shooting.
✓	Georgia led 25-23 at the break.
✓	There was 2 ties and 4 lead changes.
✓	TAMU was 19-of-56 shooting.
✓	The Bulldogs won the battle of the boards, 40-37.
✓	Donte Williams had a game-high 10 boards.
✓	UGA was won 2 straight games.

Rick Ray vs. Georgia (1-0)	
1/12/13	W, 72-61
Most Points Scored: 72	
Fewest Points Scored: 72	
Most Points Allowed: 61	
Fewest Points Allowed: 61	

Georgia The Last 25 Years				
1989:	UG, 79-68	at Starkville	MSU, 76-65	at Atlanta *
	MSU, 86-85	ot at Athens	2006:	MSU, 83-68 at Starkville
	UG, 83-68	at Knoxville *	2007:	UG, 86-73 at Athens
1990:	UG, 83-69	at Athens	2008:	MSU, 60-49 at Starkville
	UG, 82-74	at Starkville		UG, 64-60 at Atlanta, Ga. *
1991:	UG, 81-73	at Starkville	2009:	MSU, 67-61 at Athens
	MSU, 70-64	at Athens		MSU, 79-60 at Tampa, Fla. *
1992:	MSU, 75-66	at Starkville	2010:	MSU, 72-69 at Starkville
1993:	UG, 86-73	at Athens	2011	UG, 86-64 at Athens
	UG, 87-56	at Lexington, Ky.*	2012:	UG, 70-68 ot at Starkville
1994:	MSU, 67-60	at Starkville		UG, 71-61 at New Orleans*
1995:	MSU, 60-59	at Athens	2013:	MSU, 72-61 at Athens
1996:	MSU, 76-73	at Starkville		
	MSU, 86-68	at New Orleans *	* - SEC Tournament	
1997:	UG, 56-54	at Athens		
1998:	MSU, 69-64	at Starkville		
	UG, 79-76	at Atlanta *		
1999:	UG, 63-60	at Athens		
2000:	MSU, 71-59	at Starkville		
2001:	UG, 94-73	at Athens		
2002:	UG, 86-68	at Starkville		
2003:	UG, 67-63	at Athens		
2004:	MSU, 71-58	at Starkville		
2005:	MSU, 76-62	at Athens		

GEORGIA SERIES			
Overall		at Starkville	
(Mississippi State, 53-52)		(Mississippi State, 31-15)	
Last MSU win: 72-61 (2012-13)		Last MSU win: 72-69 (2009-10)	
Last UGA win: 71-61 (2011-12)		Last UK win: 70-68 (2011-12)	
Current MSU win streak: 1		Current UGA win streak: 1	
Biggest MSU win: 98-69 (1976-77)		Biggest MSU win: 98-69 (1976-77)	
Biggest UGA win: 87-56 (1992-93)		Biggest UGA win: 86-68 (1974-75)	
Most MSU points: 99 (1960-61)		Most MSU points: 98 (1976-79)	
Most UGA points: 95 (1968-69)		Most UGA points: 95 (1968-69)	

MSU PLAYERS VERSUS GEORGIA													
Player	G-GS	Mins	FGM-FGA	Pct	3GM-3GA	Pct	FTM-FTA	Pct	Rebs	Ast	TO	BS	Pts
Bloodman	1-1	29	0-2	.000	0-1	.000	6-8	.750	3-3.0	5	2	1	6-6.0
Borchert	1-1	29	3-6	.500	1-3	.333	0-1	.000	5-5.0	2	3	1	7-7.0
Cunningham	1-0	20	2-2	1.000	0-0	.000	0-0	.000	2-2.0	3	1	0	4-4.0
Johnson	1-0	18	2-5	.400	0-0	.000	2-2	1.000	3-3.0	1	2	0	6-6.0
Sword	1-1	30	6-10	.600	2-3	.667	2-6	.333	4-4.0	0	3	0	16-16.0
Thomas	1-0	21	3-8	.375	2-5	.400	0-0	.000	3-3.0	0	0	1	8-8.0
Ware	1-1	22	2-5	.400	0-0	.000	0-2	.000	6-6.0	0	0	1	4-4.0

LAST YEAR

Official Basketball Box Score -- Game Totals -- Final Statistics
Mississippi State vs Georgia
01-12-13 1:45 p.m. at Athens, Ga. (Stegeman Coliseum)



Mississippi State 72 - 77, 2-0

#	Player	Total		3-Ptr		Rebounds		PF	TP	A	TO	Blk	Stl	Min
		FG-FGA	FG-FGA	FT-FTA	Off	Def	Tot							
00	Jalen Steele	* 7-16	4-8	3-4	1	6	7	1	21	2	3	0	1	31
03	Colin Borchert	* 3-6	1-3	0-1	0	5	5	3	7	2	3	1	2	29
04	Trivante Bloodman	* 0-2	0-1	6-8	1	2	3	3	6	5	2	1	2	29
20	Gavin Ware	* 2-5	0-0	0-2	0	6	6	4	4	0	0	1	0	22
32	Craig Sword	* 6-10	2-3	2-6	1	3	4	2	16	0	3	0	2	30
01	Fred Thomas	3-8	2-5	0-0	0	3	3	1	8	0	0	1	1	21
24	Tyson Cunningham	2-2	0-0	0-0	1	1	2	3	4	3	1	0	1	20
25	Roquez Johnson	2-5	0-0	2-2	2	1	3	5	6	1	2	0	0	18
Team														Deadball Rebound 4
Totals		25-54	9-20	13-23	8	29	37	22	72	13	14	4	9	200
FG % 1st Half: 13-26		50.0%	2nd half: 12-28	42.9%	Game: 25-54		46.3%							
3FG % 1st Half: 5-10		50.0%	2nd half: 4-10	40.0%	Game: 9-20		45.0%							
FT % 1st Half: 5-8		62.5%	2nd half: 8-15	53.3%	Game: 13-23		56.5%							

Georgia 61 - 69, 0-2

#	Player	Total		3-Ptr		Rebounds		PF	TP	A	TO	Blk	Stl	Min
		FG-FGA	FG-FGA	FT-FTA	Off	Def	Tot							
01	Caldwell-Pope, Ken.	* 5-14	4-9	2-4	1	2	3	3	16	1	2	2	4	35
04	Mann, Charles	* 2-7	0-0	10-13	1	1	2	5	14	4	4	0	0	29
05	Dixon, Tim	* 3-4	0-0	0-0	2	5	7	0	6	2	3	0	1	22
31	Morris, Brandon	* 1-3	0-0	3-4	0	0	0	1	5	0	1	0	1	12
32	Florveus, John	* 1-4	0-0	0-0	4	1	5	0	2	0	0	0	1	15
11	Williams, Vincent	1-4	0-2	0-0	0	0	0	1	2	1	0	0	0	11
12	Gaines, Kenny	2-7	0-3	1-2	1	4	5	5	5	0	1	0	2	10
15	Williams, Donte'	1-3	0-0	3-9	2	6	8	3	5	0	1	0	0	25
23	Brantley, Sherrard	0-5	0-4	0-0	1	1	2	0	0	2	1	0	0	25
42	Djurisic, Nemanja	3-7	0-1	0-0	2	3	5	1	6	0	3	1	1	16
Team														Deadball Rebound 6
Totals		19-58	4-19	19-32	17	27	44	19	61	10	15	3	10	200
FG % 1st Half: 11-32		34.4%	2nd half: 8-26	30.8%	Game: 19-58		32.8%							
3FG % 1st Half: 4-11		36.4%	2nd half: 0-8	0.0%	Game: 4-19		21.1%							
FT % 1st Half: 9-14		64.3%	2nd half: 10-18	55.6%	Game: 19-32		59.4%							

Officials: Antinio Petty, Pat Adams, Terry Moore
Technical fouls: Mississippi State-None. Georgia-None.
Attendance: 5891

Score by periods	1st	2nd	Total
Mississippi State	36	36	72
Georgia	35	26	61

Last FG - MS 2nd-00:10, UGA 2nd-00:00.
Largest lead - MS by 13 2nd-00:10, UGA by 7 1st-05:05.

Score tied - 8 times.
Lead changed - 12 times.

NOTES

MSU'S STRUGGLES AGAINST RANKED FOES

Mississippi State dropped a 69-59 decision to No. 18 Kentucky on Saturday, its 8th-straight setback to a ranked opponent.

This year, the Bulldogs are 0-3, with losses to Florida and the Wildcats twice.

The last win against a ranked foe was versus Arizona in 2011 in New York, 67-57.

STEAL PRODUCTION DOWN

Two weeks ago, MSU was first in the SEC and 9th nationally with 9.9 steals an outing.

But in the last six games, MSU defenders have collected just 28 steals total.

As a result, the Bulldogs are now third in the league behind LSU and Arkansas at 8.0 and 30th nationally.

READY FOR 3

When it comes to freshmen in the SEC, few are better beyond the arc than **I.J. Ready**, who didn't play Saturday due to flu-like symptoms.

In fact, there is no one better with 30 or more attempts.

In that category, Ready is tops at 43.8 percent shooting (14-32).

Ready, who returned to action at Ole Miss two weeks ago after missing two games with a concussion, was 1-2 beyond the arc at Texas A&M.

NO SOPHOMORE SLUMPS

Mississippi State hasn't experienced any sophomore slumps this season.

In fact, it's been the sophomores who have carried this team in terms of scoring.

To date, second-year players are accounting for 46.9 percent of the scoring. Next is the junior class at 22.4 percent.

FREE THROW MADE BACK UP

Against No. 18 Kentucky on Saturday, Mississippi State was 22 of 28 at the charity stripe.

In the four previous games, the Bulldogs were 19 of 37 for .514 percent.

On the year, MSU is 347-529 for .656, a stat that ranks 13th in the SEC.

YEAR TWO MORE SMOOTH FOR SWORD

Through the first 23 games, sophomore guard **Craig Sword** has established himself as one of the top players in the SEC.

He's tied for 21st in the SEC in scoring (13.2) and is fourth in steals (2.0).

DOUBLE-DOUBLES

On the year, MSU has totaled eight double-doubles, led by **Gavin Ware** with six. Last year, the Bulldogs had just four. Ware picked up his sixth against Texas A&M.

Roquez Johnson and Dre Applewhite have accounted for the other two.

SECOND-HALF SCORING UP

In 15 of Mississippi State's 23 games this season, it has scored more points in the second half.

In the first half, the Dogs are averaging 30.8 points, compared to 36.9 in the second half.

BIG NIGHT FREE THROW LINE

Against Florida A&M earlier this year, Mississippi State drained 33 of its 45 free throw attempts.

The 45 attempts were the most since attempting 45 vs. Arkansas on Feb. 27, 2002, while the 33 made shots were the most since 33 against Arkansas State on Dec. 8, 2001.

Because of the many free throw attempts, MSU made just 20 field goals.

TWO SCORE 20 . . . AGAIN

Against Texas A&M, **Craig Sword** scored 23 points and **Gavin Ware** added 22.

It was the third time this season MSU had two players score 20-plus points.

Against Maryland Eastern Shore, **Colin Borchert** had 22 points and Ware had 21.

The first time it happened came against Loyola, when Sword had 24 points while **Roquez Johnson** finished with 20.

The last time MSU had two players score 20-plus points in the same game prior to this season was at Vanderbilt on Jan. 21, 2012, when Dee Bost had 24 points and Arnett Moultrie poured in 21 in a 78-77 overtime victory.

SEC STANDINGS & RESULTS

2013-14 SEC Standings

	SEC		Overall	
Florida	11-0	1.000	22-2	.917
Kentucky	8-2	.800	18-5	.783
Ole Miss	7-4	.636	16-8	.696
Georgia	6-4	.600	12-10	.546
LSU	6-4	.600	15-7	.682
Tennessee	6-5	.545	15-9	.625
Vanderbilt	5-5	.500	13-9	.591
Arkansas	4-6	.400	15-8	.652
Missouri	4-6	.400	16-7	.696
Texas A&M	4-6	.400	13-10	.565
Alabama	4-7	.364	10-14	.391
Mississippi State	3-7	.300	13-10	.565
Auburn	3-7	.300	11-10	.524
South Carolina	1-9	.100	8-15	.348

As of Feb. 9, 2014

SEC Last Week

February 4 (Tuesday)
at Kentucky 80, Ole Miss 64
at Florida 68, Missouri 58
February 5 (Wednesday)
Auburn 79, at South Carolina 74
at Arkansas 65, Alabama 58
at Vanderbilt 64, Tennessee 60
Texas A&M 72, Mississippi State 52
February 6 (Thursday)
at Georgia 91, LSU 78
February 8 (Saturday)
at Florida 78, Alabama 69
Kentucky 69, at Mississippi State 59
at Tennessee 72, South Carolina 53
Arkansas 77, at Vanderbilt 75
at LSU 87, Auburn 80
at Ole Miss 91, Missouri 88
at Georgia 62, Texas A&M 50

SEC This Week

February 11 (Tuesday)
Florida 67, Tennessee 58
at Alabama 67, Ole Miss 64
February 12 (Wednesday)
Kentucky at Auburn (SEC TV), 7 p.m.
Vanderbilt at South Carolina (SEC TV), 7 p.m.
Georgia at Mississippi State (FSN), 8 p.m.
LSU at Texas A&M (CSS), 8 p.m.
February 13 (Thursday)
Arkansas at Missouri (ESPN2), 6 p.m.
February 15 (Saturday)
Mississippi State at Auburn (SEC TV), 12:30 p.m.
Texas A&M at Vanderbilt (SEC TV), 12:30 p.m.
Alabama at South Carolina (SEC TV), 3 p.m.
Tennessee at Missouri (ESPN2), 3 p.m.
Ole Miss at Georgia (FSN), 3 p.m.
LSU at Arkansas (ESPN), 4 p.m.
Florida at Kentucky (ESPN), 8 p.m.

2013-14 MISSISSIPPI STATE NOTES/LOOKING AHEAD

SEVEN DO IT

■ Against Texas A&M last Wednesday, Mississippi State had seven different players make a 3-pointer, the most this season.

The last time MSU had seven players connect on at least one beyond the arc was against Nicholls State on Nov. 11, 2004, in a 98-69 win.

ONE AND DONE

■ Against Florida last week, Mississippi State made a season-low one free throw.

The last time the Bulldogs made just one free throw was against Kentucky on Jan. 13, 2007.

OVERTIME . . . AGAIN

■ For the second-year in a row at Humphrey Coliseum, Mississippi State and Texas A&M went into overtime.

Last year in the first meeting with both teams as SEC members, the Aggies claimed a 55-49 win. Saturday, though, the Bulldogs rallied from 10 down to win, 81-72.

It was the 109th overtime game for MSU, which is 60-49 all-time.

DOGS HAVE RARE SUCCESS VS. TAMU

■ Mississippi State scored 81 points and shot 52.7 percent against Texas A&M, the highest numbers the Aggies had allowed this season at that point.

They entered the game ranked 12th and 11th nationally in those categories, respectively.

JOHNSON DRAWS FIRST START

■ Junior forward Roquez Johnson earned his first start of the season against Southeastern Louisiana, but was limited to just 10 minutes after straining his knee in the first half. He finished with 6 points and 3 boards.

He saw limited time vs. Florida A&M off the bench (4 minutes) and had two rebounds.

Against Florida Gulf Coast, though he totaled 24 minutes off the bench and finished with 10 points and eight rebounds.

After scoring 10 points against Kentucky, he is averaging 9.0 points.

SWORD HONORED AGAIN

■ Back in December **Craig Sword** was the Co-SEC Player of the Week, marking the third time

in his career he has been honored by the SEC.

Last year, the Montgomery, Ala., native was named the SEC Freshman of the Week twice.

SWORD, JOHNSON REPRESENTING

■ First, **Craig Sword** and **Roquez Johnson** were teammates at Carver High School in Montgomery, Ala., where they won a state championship together.

Now, the two are in the Top 5 at MSU in scoring as Sword is tops with 13.2 points and Johnson fourth at 9.0.

Sword had a season-high 24 points against Loyola and TCU, while Johnson has scored in double-digits 12 of State's 22 games. Against Ole Miss earlier this season at Humphrey Coliseum, he tied his career-high with 20 points.

POINT PRODUCTION HIGH VS MVSU

■ The 94 points scored against Mississippi Valley State on Nov. 19 were the second most in the Rick Ray era.

The most came against New Orleans a year ago when the Bulldogs totaled 97.

BULLDOGS ANNOUNCE
NEW SIGNED

■ In November, Rick Ray announced the signing of three future Bulldogs – Demetrius Houston, Oliver Black, and Maurice Dunlap II.

Houston is a 6-foot-7 forward out of Carver High School in Montgomery, Ala., the same high school that produced current Bulldogs **Craig Sword** and **Roquez Johnson**. Black is a power forward from Jackson who is currently at IMG Academy in Florida, while Dunlap is a guard from Amanda Elzy High in Greenwood.

BULLDOGS 2013-14 ROSTER
FEATURES FEW NEW FACES

■ The Bulldogs' roster features two new scholarship players eligible for this season – freshman point guard **I.J. Ready** and forward **De'Runnya Wilson**.

The Bulldogs also signed **Fallou Ndoye** and **Travis Daniels** (joined MSU in December) last spring, but both are redshirting this season.

Back from injury, though, is redshirt freshman **Jacoby Davis**, who missed all of last year due to injuries.

Wilson joined the Bulldogs after spending the fall on the football team as a receiver, where he caught 26 passes for 351 yards and three touchdowns.

BULLDOGS IN THE NBA

■ MSU currently has one player on an NBA roster — Arnett Moultrie, who is with the Philadelphia 76ers.

Jarvis Varnado, who was with the Miami Heat during their championship run last year, is with the Iowa Energy of the NBADL.

APPLEWHITE DECIDES TO TRANSFER

■ In December, Mississippi State coach Rick Ray announced that redshirt freshman guard Dre Applewhite has decided to transfer.

The Memphis native appeared in all 12 games for MSU, drawing six starts. He averaged 5.5 points and 3.9 rebounds.

DAMPIER NAMED SEC LEGEND

■ Erick Dampier has been named the 2014 SEC Legend.

Dampier, a native of New Hebron, Miss., played for the Bulldogs from 1994-96 and led MSU to the 1996 Final Four.

The All-SEC and All-American standout finished his MSU career with 1,231 points and 859 rebounds.

Dampier was drafted by the Indiana Pacers with the 10th overall pick in the 1996 NBA Draft. He spent 16 years in the NBA, totaling 7,309 points and 7,005 rebounds.

All-Time MSU Legends

1999: Bailey Howell
2000: Jim Ashmore
2001: W.D. Stroud
2002: Jeff Malone
2003: Joe Dan Gold
2004: Greg Carter
2005: Jack Bouldin
2006: Rickey Brown
2007: Richard Williams
2008: Wiley Peck
2009: Tony Watts
2010: Kermit Davis
2011: Darryl Wilson
2012: Chuck Evans
2013: Horatio Webster
2014: Erick Dampier

NEXT THREE UP FOR MSU . . .

Auburn

WHEN: Saturday, Feb. 15, 2014
TIME: 12:30 p.m.
WHERE: Auburn, Ala.
TV: SEC TV
SERIES: Auburn leads, 72-67
LAST MEETING: MSU, 82-74 (1-22-14)



LSU

WHEN: Wednesday, Feb. 19, 2014
TIME: 7 p.m.
WHERE: Baton Rouge, La.
TV: SEC Network
SERIES: LSU leads, 107-97
LAST MEETING: LSU, 80-68 (2-16-13)
















Arkansas

WHEN: Saturday, Feb. 22, 2014
TIME: 3 p.m.
WHERE: Starkville, Miss.
TV: SEC TV
SERIES: Arkansas leads, 29-25
LAST MEETING: Arkansas, 72-61 (1-12-13)




2013-14 MISSISSIPPI STATE PLAYER BREAKDOWN

1		FRED THOMAS • So • G • 6-5 • 204 • Jackson, MS	MIN 30.0 PTS 8.4 RBS 3.0 AST 1.6 FG% 34.1 3FG% 29.9 FT% 64.4	Last Game: 6 points, 1 assist and 1 block vs. Kentucky. Notes: Tied season high of 6 boards vs. Florida A&M. ... Tied career-high with four made 3-pointers vs. South Florida and had 14 points. ... Had 14 points vs. Auburn on 3-7 shooting after totaling 13 points vs. TAMU on 6-10 shooting. ... 9 points and 2 assists at Ole Miss. ... Did not score vs. Florida, but had SEC-high 16 points at Vanderbilt and then 10 at Texas A&M.
3		COLIN BORCHERT • Sr • F • 6-8 • 217 • Phoenix, AZ	MIN 28.1 PTS 10.0 RBS 4.6 AST 1.4 FG% 40.9 3FG% 31.4 FT% 77.8	Last Game: 5 points and 5 rebounds vs. Kentucky. Notes: Started 21 of 23 games. ... Has at least 2 blocks in nine games this year. ... Career-highs in points (22) and assists (5) vs. UMES. ... Totaled 14 and 4 assists points vs. TAMU. ... Had SEC high 17 points vs. Auburn. ... Had season-high 3 steals at Ole Miss. ... 15 points vs. Florida. ... Tied season-high with 7 boards at TAMU.
4		TRIVANTE BLOODMAN • Jr • G • 6-0 • 186 • Bronx, NY	MIN 23.8 PTS 5.7 RBS 2.0 AST 2.3 FG% 53.2 3FG% 35.7 FT% 70.5	Last Game: 12 points, 3 assists and 1 rebound vs. Kentucky. Notes: Drawn nine starts this year, including the Kentucky game ... Tied career high with 13 points vs. Kentucky and then had 13 points against Auburn to go along with 5 assists and 1 steal. ... Did not score against Florida. ... 5 points at Texas A&M.
10		DALLAS PRATER • Fr • G • 6-3 • 163 • Jackson, MS	MIN ---- PTS ---- RBS ---- AST ---- FG% ---- 3FG% ---- FT% ----	A walk-on who has not played this year.
11		JACOBY DAVIS • RFr • G • 6-1 • 190 • Charlotte, NC	MIN 10.7 PTS 2.2 RBS 0.9 AST 0.7 FG% 29.8 3FG% 31.4 FT% 66.7	Last Game: 7 rebounds and 1 assist vs. Kentucky. Notes: Saw first-career action vs. Kennesaw State. ... Career-high 3 assists at UK. ... 3 points at Alabama. ... Played SEC-high 20 minutes vs. TAMU. ... Totaled 5 points and 1 assist vs. Auburn. ... Tied career-high with 6 points at Vandy. ... 7 rebounds vs. UK were a career-high, as were the 23 minutes logged.
12		DE'RUNYA WILSON • Fr • F • 6-5 • 215 • Birmingham, AL	MIN 4.3 PTS ---- RBS 1.5 AST 0.3 FG% .000 3FG% .000 FT% .000	Last Game: 1 rebound vs. Kentucky. Notes: Has appeared in four games after playing football in the fall. ... First action came at Alabama where he luffed 4 minutes. ... Played 8 minutes at Ole Miss and grabbed career-best 4 rebounds. ... Did not play against Florida or Vanderbilt, but saw 3 minutes at Texas A&M.
13		TEVIN MOORE • Jr • G • 6-3 • 189 • Olive Branch, MS	MIN 3.4 PTS 1.1 RBS 0.2 AST ---- FG% 57.1 3FG% 50.0 FT% 20.0	Last Game: Played 2 minutes at Texas A&M. Notes: Has appeared in nine games for MSU. ... Scored 2 points in first appearance vs. Florida A&M. ... Had 3 points vs. UNLV. ... Saw first SEC action at Kentucky. ... Logged season-high 8 minutes at Ole Miss and scored career-high 5 points. ... Did not play against Florida.
15		I.J. READY • Fr • G • 5-11 • 165 • North Little Rock, AR	MIN 23.6 PTS 6.4 RBS 1.6 AST 3.1 FG% 42.6 3FG% 43.8 FT% 1.000	Last Game: 5 points, 1 assist and 1 rebound at Texas A&M. Notes: Missed four games with strained hamstring. ... Had 14 points against Prairie View in college debut. ... Had 5 steals vs. FGCU. ... Had career-high 7 assists vs. South Florida. ... Did not play against Auburn and TAMU due to concussion at Alabama. ... Returned to action at Ole Miss and had 13 points. ... Had 10 points vs. Florida. ... DNP vs. UK due to fever.
20		GAVIN WARE • So • F • 6-9 • 262 • Starkville, MS	MIN 25.0 PTS 10.6 RBS 7.7 STL 0.9 FG% 59.5 3FG% ---- FT% 63.6	Last Game: 12 points, 2 steals and 4 rebounds vs. Kentucky. Notes: Totaled sixth double-double, eighth of career vs. TAMU. ... Season-high 23 points against MVSU, while career-high 16 rebounds was against UMES. ... Had 18 and 22 points vs. Bama and TAMU. ... Had 9 points at Ole Miss and then 6 vs. Florida and then 9 at Vandy. ... 7 points and 7 boards at TAMU.
24		TYSON CUNNINGHAM • Sr • G • 6-3 • 194 • Columbus, MS	MIN 8.3 PTS 1.8 RBS 0.4 AST 0.3 FG% 39.4 3FG% 31.6 FT% 90.0	Last Game: 2 points vs. Kentucky. Notes: Drained two 3-pointers against Loyola and had season-high 6 points. ... Had 4 points vs. Florida A&M and attempted first two free throws of the year, making both. ... Had 5 points vs. UNLV. ... Have 5 key points late against Auburn to key win. ... Had 3 points vs. Florida. ... 3 points at TAMU.
25		ROQUEZ JOHNSON • Jr • F • 6-7 • 207 • Montgomery, AL	MIN 23.3 PTS 9.0 RBS 4.8 AST 0.7 FG% 43.7 3FG% .000 FT% 57.5	Last Game: 10 points and 4 rebounds vs. Kentucky. Notes: Had first double-double with 20 and 11 rebounds Loyola. ... Only start this year vs. SELA. ... Had 12 points at Kentucky. ... Tied career-high with 20 points vs. Ole Miss. ... 18 points vs. Auburn. ... 13 points and 8 rebounds at Ole Miss. ... 5 points and 8 boards vs. Florida. ... 2 points and 6 boards at TAMU.
32		CRAIG SWORD • So • G • 6-3 • 193 • Montgomery, AL	MIN 28.3 PTS 13.2 RBS 3.6 STL 2.0 FG% 48.4 3FG% 22.2 FT% 64.3	Last Game: 12 points, 1 steal, 1 assist and 5 rebounds vs. Kentucky. Notes: Scored 20-plus points four times and in double-digits 16 times. ... Game-winning points vs. JSU and Loyola. ... Fourth in SEC with 2.0 steals. ... Career-high 7 steals vs. UM. ... 23 points, 5 assists vs. TAMU. ... Season-high 8 assists vs. Auburn. ... 12 points and 3 steals vs. Florida. ... Just 4 points at Vanderbilt and no assists. ... 10 points at TAMU.
33		KYLE DOBBS • Fr • G • 6-6 • 165 • Grayson, GA	MIN ---- PTS ---- RBS ---- AST ---- FG% ---- 3FG% ---- FT% ----	A walk-on who has not played this year.


MISSISSIPPI STATE TV/RADIO ROSTER




1 Fred Thomas
SO | G | 6-5 | 204
Jackson, MS



3 Colin Borchert
SR | F | 6-8 | 217
Phoenix, AZ



4 Trivante Bloodman
JR | G | 6-0 | 186
Bronx, NY



10 Dallas Prater
FR | G | 6-3 | 163
Jackson, MS



11 Jacoby Davis
FR | G | 6-1 | 190
Charlotte, NC



12 De'Runnya Wilson
FR | G | 6-5 | 218
Birmingham, AL



13 Tevin Moore
JR | G | 6-3 | 189
Olive Branch, MS




15 I.J. Ready
FR | G | 5-11 | 165
Little Rock, AR




20 Gavin Ware
SO | F | 6-9 | 262
Starkville, MS



24 Tyson Cunningham
SR | G | 6-3 | 194
Columbus, MS



25 Roquez Johnson
JR | F | 6-7 | 207
Montgomery, AL




32 Craig Sword
SO | G | 6-3 | 193
Montgomery, AL



33 Kyle Dobbs
FR | G | 6-6 | 165
Grayson, GA



Rick Ray
Head Coach
2nd Year



George Brooks
Assistant Coach
4th Year



Wes Flanigan
Assistant Coach
2nd Year



Chris Hollender
Assistant Coach
2nd Year



Adam Gordon
Director of Operations
2nd Year



Richard Akins
Strength Coach
32nd Year

MISSISSIPPI STATE ROSTER/MEDIA INFORMATION

Media Information

Credentials

◆Media members may obtain both season credentials and game-by-game passes by contacting Gregg Ellis at 662.325.3595.

Radio Network

◆Bulldog fans can catch all of MSU's games on the radio with the veteran broadcast talent of Jim Ellis (play-by-play), along with Bart Gregory serving as the color analyst.

There will also be a 30-minute pregame show featuring first-year coach Rick Ray along with a post-game show as well.

Rick Ray Show

◆In its second year is "Mississippi State Basketball with Rick Ray" a 30-minute television program featuring MSU's second-year coach Rick Ray and his 2013-14 squad.

Hosted by veteran sportscaster Jim Ellis, the weekly show will feature game highlights, player interviews, scouting reports on upcoming opponents and court-side profiles showcasing interesting aspects of the MSU basketball program.

Under the direction of producer/director Bennie Ashford, the 30-minute television program is a production of the Bulldog Sports Network in conjunction with the Mississippi State University Television Center. The first show airs in January.

SEC Teleconference

◆The SEC's weekly teleconference is every Monday and will be coordinated through the SEC media relations office. To participate, contact Craig Pinkerton of the SEC at 205-458-3038. Rick Ray is scheduled for 11:17 a.m. CT.

Social Networking

◆Media and Bulldog fans can follow MSU tweets this year at both @msusportsgregg and @HailStateMBK, in addition to @RickRay1.

You can also follow MSU online at hailstate.com.

2013-14 MISSISSIPPI STATE ROSTER

Numerical Roster

No.	Name	Pos.	Ht.	Wt.	Yr.	Exp.	Hometown
1	Fred Thomas	G	6-5	2064	So.	1L	Jackson, MS (Jim Hill HS)
3	Colin Borchert	F	6-8	217	Sr.	1L	Phoenix, AZ (East Miss CC)
4	Trivante Bloodman	G	6-0	186	Jr.	1L	Bronx, NY (Olney Central College)
10	Dallas Prater	G	6-3	163	Fr.	HS	Jackson, MS (St. Andrews)
11	Jacoby Davis	G	6-1	190	RFr.	HS	Charlotte, NC (West Charlotte HS)
12	De'Runnya Wilson	F	6-5	215	Fr.	HS	Birmingham, AL (Wenonah HS)
13	Tevin Moore	G	6-3	189	Jr.	JC	Olive Branch, MS (Northwest CC)
15	I.J. Ready	G	5-11	165	Fr.	HS	Little Rock, AR (Parkview HS)
20	Gavin Ware	F	6-9	262	So.	1L	Starkville, MS (Starkville HS)
24	Tyson Cunningham	G	6-3	194	Sr.	2L	Columbus, MS (Columbus HS)
25	Roquez Johnson	F	6-7	207	Jr.	2L	Montgomery, AL (G.W. Carver HS)
32	Craig Sword	G	6-3	193	So.	1L	Montgomery, AL (G.W. Carver HS)
33	Kyle Dobbs	G	6-6	165	Fr.	HS	Grayson, GA (Grayson HS)

Alphabetical Roster

No.	Name	Pos.	Ht.	Wt.	Yr.	Exp.	Hometown
4	Trivante Bloodman	G	6-0	186	Jr.	1L	Bronx, NY (Olney Central College)
3	Colin Borchert	F	6-8	217	Sr.	1L	Phoenix, AZ (East Miss CC)
24	Tyson Cunningham	G	6-3	194	Sr.	2L	Columbus, MS (Columbus HS)
11	Jacoby Davis	G	6-1	190	RFr.	HS	Charlotte, NC (West Charlotte HS)
33	Kyle Dobbs	G	6-6	165	Fr.	HS	Grayson, GA (Grayson HS)
25	Roquez Johnson	F	6-7	207	Jr.	2L	Montgomery, AL (G.W. Carver HS)
13	Tevin Moore	G	6-3	189	Jr.	JC	Olive Branch, MS (Northwest CC)
10	Dallas Prater	G	6-3	163	Fr.	HS	Jackson, MS (St. Andrews)
15	I.J. Ready	G	5-11	165	Fr.	HS	Little Rock, AR (Parkview HS)
32	Craig Sword	G	6-3	193	So.	1L	Montgomery, AL (G.W. Carver HS)
1	Fred Thomas	G	6-5	204	So.	1L	Jackson, MS (Jim Hill HS)
20	Gavin Ware	F	6-9	262	So.	1L	Starkville, MS (Starkville HS)
12	De'Runnya Wilson	F	6-5	215	Fr.	HS	Birmingham, AL (Wenonah HS)

HEAD COACH:

Rick Ray (Grand View College [IA], 1994; 2nd year)

ASSISTANTS:

Wes Flanigan (Auburn, 1997; 2nd year)

Chris Hollender (Evansville, 1998; 2nd year)

George Brooks (Mississippi State, 1997; 4th year)

OPERATIONS:

Adam Gordon (Tampa, 2006; 2nd year)

STRENGTH & CONDITIONG:

Richard Akins

TRAINER:

Scotty Johnson

Pronunciation Guide

COLIN BORCHERT: BORE-CHERT

TRIVANTE BLOODMAN: TRA-VON-TAY

CRAIG SWORD: SOARD

DE'RUNNYA WILSON: D-RUN-YA

GENERAL INFORMATION

Location: _____ Starkville, Mississippi
 Founded: _____ February 28, 1878
 Enrollment: _____ 20,424
 Conference: _____ SEC
 Nickname: _____ Bulldogs
 Colors: _____ Maroon (PMS 202) & White
 Arena: _____ Humphrey Coliseum (10,500)
 President: _____ Dr. Mark E. Keenum
 Director of Athletics: _____ Scott Stricklin
 Faculty Representative: _____ Dr. Steven C. Turner
 Web Site: _____ www.hailstate.com
 Twitter: _____ @HailStateMBK

BASKETBALL HISTORY

First Year of Basketball: _____ 1908-09
 Number of Seasons: _____ 102
 All-Time Record: _____ 1,333-1,114
 All-Time SEC Record: _____ 562-792
 Total Number of Head Coaches: _____ 19
 Humphrey Coliseum Record: _____ 399-153
 20-Win Seasons: _____ 17
 NCAA Tournament Appearances: _____ 10
 NCAA Tournament Record: _____ 11-10
 NCAA Tournament Final Fours: _____ 1
 (1996, lost to Syracuse 77-69 in semis)
 NIT Appearances: _____ 8
 NIT Record: _____ 7-8
 NIT Final Fours: _____ 1
 (2007, lost 63-62 to West Virginia in semis)
 SEC Championships: _____ 6
 (2004, 1991, 1963, 1962, 1961, 1959)
 SEC Tournament Championships: _____ 3
 (2009, 2002 and 1996)
 SEC Tournament Record: _____ 28-49
 SEC Western Division Titles: _____ 7
 (2010, 2008, 2007, 2004, 2003, 1996, 1995)

BASKETBALL STAFF

Head Coach: _____ Rick Ray
 Alma Mater, Year: _____ Grand View College, 1994
 Record at MSU/Years: _____ 23-32
 Career Record/Years: _____ Same
 Phone: _____ 662-325-3800
 Assistant Coach: _____ Wes Flanigan
 Assistant Coach: _____ Chris Hollender
 Assistant Coach: _____ George Brooks
 Director of Operations: _____ Adam Gordon
 Video Coordinator: _____ Adam Bauman
 Strength Coach: _____ Richard Akins
 Athletic Trainer: _____ Scotty Johnson
 Graduate Manager: _____ Nick Lagroon
 Administrative Asst.: _____ Suzanne Cook
 Media Relations Contact: _____ Gregg Ellis
 Office Phone: _____ 662-325-3595
 Cell Phone: _____ 662-322-0145
 Fax: _____ 662-325-3654
 Email: _____ gellis@athletics.msstate.edu
 Twitter: _____ @msusportsgregg

TEAM INFORMATION

2012-13 Overall Record _____ 10-22
 2011-12 SEC Record _____ 4-14
 SEC Finish: _____ T13th
 National Ranking: _____ n/a
 Starters Returning/Lost: _____ 5/0
 Letterwinners Returning/Lost: _____ 7/3
 Newcomers: _____ 7
 Roster (Sr./Jr./So./Fr.): _____ (2/3/3/4)

MSU KNOWS HOW TO WIN GAMES AT 'THE HUMP'

Over the course of the last decade, Mississippi State's Humphrey Coliseum has become a difficult venue for opposing teams. Last year, MSU was 7-7 and won its last two against Ole Miss and Auburn. This year, MSU is 11-3.

The Bulldogs have compiled a 37-season composite record of 399-154 (.722) at "The Hump" since Mississippi State's basketball facility opened prior to the 1975-76 campaign.

TRACKING MSU'S HOME SUCCESS UNDER RICK RAY

Season	Overall		SEC		Non-SEC	
	Record	Win %	Record	Win %	Record	Win %
2012-13	7-7	.500	3-6	.333	4-1	.800
2013-14	11-3	.786	3-2	.600	8-1	.889
Totals	18-10	.643	6-8	.429	12-2	.857

A LOOK AT THE HISTORY OF HUMPHREY COLISEUM

**LARGEST CROWDS
AT THE HUMP**

Crowd	Opponent	Date
10,788	Kentucky	2-16-10
10,735	Ole Miss	2-7-04
10,645	Ole Miss	2-23-02
10,541	Florida	1-7-03
10,458	Auburn	3-2-04
10,437	Alabama	2-21-04
10,432	Alabama	3-5-05
10,432	Kentucky	1-13-04
10,429	Ole Miss	2-15-03
10,421	Ole Miss	1-26-08
10,412	Ole Miss	1-13-09
10,364	Ole Miss	2-9-12
10,338	Florida	1-24-07
10,315	Kentucky	1-9-96

**INDIVIDUAL MSU
RECORDS AT THE HUMP**

Most Points Scored
40, Rickey Brown (Auburn, 3-7-77)

Most Rebounds
24, Wiley Peck (Alabama, 1-27-79)

Most Assists
15, Al Perry (Vanderbilt, 1-29-77)

**TEAM MSU
RECORDS AT THE HUMP**

Most Points Scored
123, Troy State (12-5-95)

Most Rebounds
75, Mississippi Valley St. (11-21-00)

Most Consecutive Wins
14, 1-22-03 to 1-10-04

MSU COACH RICK RAY

Head Coach Rick Ray

- On April 1, 2012, Rick Ray was named the 19th head coach in Mississippi State history.
- In his first season at MSU, produced two players to the SEC All-Freshman team — Gavin Ware and Craig Sword.
- On the staff of three different teams that have advanced to the NCAA Tournament — Indiana State, Purdue and Clemson.
- As an assistant at Clemson for two years, the Tigers won 38 games and advanced to the second round of the NCAA Tournament in 2011.
- During his time at Purdue as an assistant, the Boilermakers won 103 games in four years.
- All four teams at Purdue earned a berth in the NCAA Tournament, with the last two advancing to the Sweet 16.
- The 2009 Purdue team won 28 games and the Big 10 Tournament en route to garnering a No. 5 seed.
- While at Purdue, Ray was an assistant with second-year Tennessee coach Cuonzo Martin.
- The 2007 Purdue recruiting was considered one of the tops in the country, earning national rankings of No. 5 and No. 6 by Scout and Rivals, respectively.
- Ray was an assistant at Indiana State for seven years.
- In 2000 and 2001, the Sycamores won 20-plus games and made the NCAA Tournament.
- In 2000, the ISU won the Missouri Valley Conference regular-season title with a 14-4 ledger.
- In 2001, Indiana State won the MVC Tournament before upsetting Oklahoma in the first round of the NCAA Tournament.
- Ray also spent two seasons at Northern Illinois (2005 and 2006).
- Ray's first coaching job was at Nebraska-Omaha.
- Ray and his wife, Breyana, have two sons, Deacon and Mason, and one daughter, Katriece.



Rick Ray Year-By-Year

2012-13	Result/Score
N. 9 at Troy	L, 56-53
N. 13 FLORIDA ATLANTIC	W, 78-58
N. 19 North Carolina	L, 95-49
N. 20 Marquette	L, 89-62
N. 21 Texas	L, 69-55
N. 27 ALCORN STATE	W, 60-52
D. 1 at Providence	L, 73-63
D. 4 TEXAS-SAN ANTONIO	W, 53-42
D. 15 at Loyola Chicago	L, 59-51
D. 22 Central Arkansas (Jackson, MS)	W, 79-72
D. 30 ALABAMA A&M	L, 59-57
J. 3 NEW ORLEANS	W, 97-46
J. 9 SOUTH CAROLINA	W, 56-54
J. 12 +at Georgia	W, 72-61
J. 16 +ALABAMA	L, 75-43
J. 19 +at Tennessee	L, 72-57
J. 23 +at Arkansas	L, 96-70
J. 26 +FLORIDA	L, 82-47
J. 30 +TEXAS A&M	OT L, 55-49
F. 2 +LSU	L, 69-68
F. 6 +at Ole Miss	L, 93-75
F. 9 +at Florida	L, 83-58
F. 13 +MISSOURI	L, 78-36
F. 16 +at LSU	L, 80-68
F. 20 +at Alabama	L, 64-56
F. 23 +VANDERBILT	L, 72-31
F. 27 +at Kentucky	L, 85-55
M. 2 +OLE MISS	W, 73-67
M. 6 +at South Carolina	L, 79-72
M. 9 +AUBURN	OT W, 74-71
M. 13 South Carolina*	W, 70-59
M. 14 Tennessee*	L, 69-53

Rick Ray vs. All Opponents

Alabama	0-3
Alabama A&M	0-1
Alcorn State	1-0
Arkansas	0-1
Auburn	2-0
Central Arkansas	1-0
Florida	0-3
Florida Atlantic	1-0
Florida A&M	1-0
Florida Gulf Coast	1-0
Georgia	1-0
Jackson State	1-0
Kennesaw State	1-0
Kentucky	0-3
Loyola Chicago	1-1
LSU	0-2
Marquette	0-1
Maryland Eastern Shore	1-0
Mississippi Valley State	1-0
Missouri	0-1
New Orleans	1-0
North Carolina	0-1
Ole Miss	2-2
Prairie View A&M	1-0
Providence	0-1
South Carolina	2-1
South Florida	1-0
Southeastern Louisiana	1-0
TCU	0-1
Tennessee	0-2
Texas	0-1
Troy	0-1
Texas A&M	1-2
Texas-San Antonio	1-0
UNLV	0-1
Utah State	0-1
Vanderbilt	0-2
TOTAL:	23-32

MSU Under Rick Ray

	2013-14	Total
Leads at Halftime	10-1	18-4
Trails at Halftime	2-8	2-27
Is Tied at Halftime	1-1	3-1
Shoots 45% or better from the field	9-2	14-4
Shoots less than 45% from the field	4-8	9-26
Opp. shoots less than 45% from the field	8-2	18-9
Opp. shoots 45% or better from the field	5-8	5-24
Outrebounds (or ties) the opponent	9-2	13-7
Outrebounded by the opponent	4-8	10-25
Fewer (or ties) TOs than opponent	9-3	15-11
More TOs than opponent	4-7	8-21
Holds opponents to 65 points or less	8-2	15-7
In games decided by 10 points or less	7-3	11-11
All Games	13-10	23-32
Home Games	11-3	18-10
Road Games	0-6	1-17
Neutral-sites	2-1	4-5
Non-SEC Games	10-3	15-10
Non-SEC Home Games	8-1	12-2
Non-SEC Road Games	0-1	0-4
Non-SEC Neutral-site Games	2-1	3-4
SEC Games	3-7	7-21
SEC Home Games	3-2	6-8
SEC Road Games	0-5	1-13
SEC Tournament		1-1
November Games	4-1	6-5
December Games	5-2	6-5
January Games	4-4	7-9
February Games	0-3	0-11
March Games		3-2
Monday Games	0-1	0-2
Tuesday Games	2-0	5-1
Wednesday Games	2-3	4-12
Thursday Games	3-2	4-3
Friday Games	2-0	2-1
Saturday Games	2-4	6-11
Sunday Games	2-0	2-1
Overtime Games	2-0	3-1
Television Games	4-9	10-29
Games vs. Ranked Opponents	0-3	0-7

MISSISSIPPI STATE BY THE NUMBERS

GAME-BY-GAME SPECIALTY STATS (MSU First)

<u>Opponent</u>	<u>Bench</u>	<u>Paint</u>	<u>Off TO</u>	<u>2nd Chance</u>	<u>Fast Break</u>
Prairie View	20/23	42/26	26/12	17/12	6/6
Kennesaw State	24/15	34/24	27/13	12/6	18/2
Mississippi Valley	31/19	54/36	16/6	13/7	18/6
Utah State	19/24	34/18	16/18	8/16	6/6
Jackson State	19/17	32/28	13/12	14/11	2/0
Loyola	26/19	26/34	18/12	6/7	2/2
TCU	23/31	34/24	12/17	12/3	6/8
SE Louisiana	23/18	34/32	12/13	5/12	8/0
Florida A&M	21/37	28/28	14/6	13/11	6/8
Florida Gulf Coast	25/4	30/32	16/15	10/5	6/4
South Florida	26/9	30/28	20/15	6/8	8/8
UNLV	26/32	52/24	20/12	10/12	12/6
Maryland E. Shore	14/20	44/28	6/20	20/12	6/4
Kentucky	29/26	36/46	8/19	7/17	16/10
Ole Miss	25/13	24/24	25/8	7/13	10/6
Alabama	16/21	34/36	11/17	6/8	4/6
Texas A&M	6/23	44/26	18/16	9/7	16/0
Auburn	28/0	28/36	15/13	6/11	8/4
Ole Miss	33/19	30/38	10/11	7/10	7/10
Florida	8/16	26/32	8/14	7/11	4/2
Vanderbilt	11/3	16/26	9/24	6/4	2/10
Texas A&M	13/17	14/40	1/22	7/5	0/8
Kentucky	12/19	30/40	3/12	4/14	8/2
Georgia					
Auburn					
LSU					
Arkansas					
Tennessee					
Missouri					
Georgia					
South Carolina					
SEC Tournament					

GAME-BY-GAME LEAD/DEFICIT

<u>Opponent</u>	<u>Largest Lead</u>	<u>Largest Deficit</u>	<u>Final Score</u>
Prairie View	16 (45-29, 2nd)	Never Trailed	W, 71-56
Kennesaw State	23 (78-55, 2nd)	4 (14-18, 1st)	W, 78-55
Mississippi Valley	27 (93-66, 2nd)	Never Trailed	W, 94-72
Utah State	Never Led	21 (66-87, 2nd)	L, 87-68
Jackson State	5 (39-34, 2nd)	7 (0-7, 1st)	W, 58-56
Loyola	6 (44-38, 2nd)	7 (11-18, 1st)	W, 65-64 OT
TCU	2 (2-0, 1st)	18 (27-45, 2nd)	L, 71-61
SE Louisiana	12 (12-2, 1st)	6 (36-42, 2nd)	W, 68-62
Florida A&M	26 (57-31, 2nd)	Never Trailed	W, 78-65
Florida Gulf Coast	15 (59-44, 2nd)	1 (7-8, 1st)	W, 66-53
South Florida	9 (31-22, 1st)	7 (5-12, 1st)	W, 71-66
UNLV	5 (10-5, 1st)	24 (46-70, 2nd)	L, 82-66
Maryland E. Shore	19 (48-29, 2nd)	2 (8-10, 1st)	W, 78-63
Kentucky	10 (12-2, 1st)	24 (54-76, 2nd)	L, 85-63
Ole Miss	11 (47-36, 2nd)	6 (0-6, 1st)	W, 76-72
Alabama	2 (2-0, 1st)	23 (42-65, 2nd)	L, 80-61
Texas A&M	11 (81-70, OT)	10 (42-52, 2nd)	W, 81-72 OT
Auburn	13 (73-60, 2nd)	9 (6-15, 1st)	W, 82-74
Ole Miss	Never Led	21 (32-53, 2nd)	L, 82-63
Florida	1 (14-13, 1st)	13 (34-47, 2nd)	L, 62-51
Vanderbilt	6 (8-2, 1st)	13 (21-34, 2nd)	L, 55-49
Texas A&M	3 (11-8, 1st)	20 (43-63, 2nd)	L, 72-52
Kentucky	4 (17-13, 1st)	12 (39-51, 2nd)	L, 69-59
Georgia			
Auburn			
LSU			
Arkansas			
Tennessee			
Missouri			
Georgia			
South Carolina			
SEC Tournament			

Mississippi State Scoring By The Half

<u>Team</u>	<u>1st Half</u>	<u>2nd Half</u>
Prairie View	38	33
Kennesaw State	35	43
Mississippi Valley State	44	50
Utah State	28	40
Jackson State	23	35
Loyola	29	27
TCU	22	39
Southeastern Louisiana	32	36
Florida A&M	42	36
Florida Gulf Coast	32	34
South Florida	38	33
UNLV	24	42
Maryland Eastern Shore	29	48
Kentucky	40	23
Ole Miss	43	33
Alabama	26	35
Texas A&M	27	54
Auburn	34	48
Ole Miss	27	36
Florida	26	25
Vanderbilt	21	28
Texas A&M	26	26
Kentucky	23	36

Lowest First Half: 21, Vanderbilt

Highest First Half: 44, Mississippi Valley State

Lowest Second Half: 23, Kentucky

Opponent Scoring By The Half

<u>Team</u>	<u>1st Half</u>	<u>2nd Half</u>
Prairie View	28	28
Kennesaw State	31	24
Mississippi Valley State	29	43
Utah State	44	43
Jackson State	28	28
Loyola	29	27
TCU	34	37
Southeastern Louisiana	33	29
Florida A&M	27	38
Florida Gulf Coast	24	29
South Florida	35	31
UNLV	42	40
Maryland Eastern Shore	20	43
Kentucky	37	48
Ole Miss	36	36
Alabama	38	42
Texas A&M	26	46
Auburn	25	49
Ole Miss	38	44
Florida	27	35
Vanderbilt	25	30
Texas A&M	26	46
Kentucky	32	36

Lowest First Half: 20, Maryland Eastern Shore

Highest First Half: 44, Utah State

Lowest Second Half: 24, Kennesaw State

MISSISSIPPI STATE BY THE NUMBERS

MSU'S 2013-14 RECORD WHEN . . .

Leads at Halftime	10-1
Trails at Halftime	2-8
Is Tied at Halftime	1-1
Shoots 45% or better from the field	9-2
Shoots less than 45% from the field	4-8
Opp. shoots less than 45% from the field	8-2
Opp. shoots 45% or better from the field	5-8
Outrebounds (or ties) the opponent	9-2
Outrebounded by the opponent	4-8
Fewer (or ties) TOs than opponent	9-3
More TOs than opponent	4-7
Holds opponents to 65 points or less	8-2
In games decided by 10 points or less	7-3

MSU'S 2013-14 RECORD IN . . .

All Games	13-10
Home Games	11-3
Road Games	0-6
Neutral-sites	2-1
Non-SEC Games	10-3
Non-SEC Home Games	8-1
Non-SEC Road Games	0-1
Non-SEC Neutral-site Games	2-1
SEC Games	3-7
SEC Home Games	3-2
SEC Road Games	0-5
SEC Tournament	0-0
November Games	4-1
December Games	5-2
January Games	4-4
February Games	0-3
March Games	0-0
Monday Games	0-1
Tuesday Games	2-0
Wednesday Games	2-3
Thursday Games	3-2
Friday Games	2-0
Saturday Games	2-3
Sunday Games	2-0
Overtime Games	2-0
Television Games	4-9
Games vs. Ranked Opponents	0-3

MISC. 2013-14 TEAM STATS

Largest Lead Surrendered in Loss:

10, Kentucky (1-8-14)

Largest Deficit Overcome in Win:

10, Texas A&M (1-18-14)

Largest Lead at Anytime:

27, Mississippi Valley State (11-19-13)

Largest Deficit Anytime:

24, UNLV (12-23-13)

MISCELLANEOUS MSU INDIVIDUAL STATISTICS

Games Scoring in Double Figures:	Sword 18, Borchert 11, Johnson 12, Ware 9, Thomas 9, Ready 5, Bloodman 5, Applewhite 2
Games Scoring 20-plus Points:	Sword 4, Ware 3, Johnson 2, Thomas
Games Scoring 30-plus Points:	
Games Rebounding in Double Figures:	Ware 8, Johnson, Applewhite
Games With Double Figures in Assists:	
Games With Double-Doubles:	Ware 6, Johnson, Applewhite
Games With Triple-Doubles:	
Games As Team High Scorer (or co-leader):	Sword 11, Ware 5, Thomas 4, Johnson 3, Borchert 2, Ready, Sword
Games As Team High Rebounder (or co-leader):	Ware 14, Johnson 5, Borchert 3, Applewhite, Sword, Davis
Games As Team Leader in Assists (or co-leader):	Ready 8, Sword 6, Bloodman 6, Applewhite 2, Borchert, Davis, Thomas
Games As Team Leader in Steals (or co-leader):	Sword 13, Ready 5, Thomas 5, Bloodman 4, Borchert 4, Ware 4, Applewhite 2, Johnson 2, Cunningham
Games As Team Leader in Blocks (or co-leader):	Borchert 11, Thomas 10, Sword 4, Applewhite, Ware
Games As Team Leader in Turnovers (or co-leader):	Sword 14, Applewhite 4, Thomas 3, Borchert 3, Ready, Ware, Bloodman

MSU'S RECORD BY STARTING LINEUP

Ready, Applewhite, Sword, Borchert, Ware	4-1
Ready, Thomas, Sword, Borchert, Ware	3-5
Bloodman, Thomas, Sword, Borchert, Ware	5-4
Ready, Applewhite, Sword, Ware, Johnson	1-0

GAME-BY-GAME STARTERS

Opponent	Date	Guard	Guard	Guard	Forward	Forward	Record
Prairie View	11/08/13	Ready	Applewhite	Sword	Borchert	Ware	1-0
Kennesaw State	11/14/13	Ready	Thomas	Sword	Borchert	Ware	2-0
Mississippi Valley	11/19/13	Bloodman	Thomas	Sword	Borchert	Ware	3-0
Utah State	11/23/13	Bloodman	Thomas	Sword	Borchert	Ware	3-1
Jackson State	11/27/13	Bloodman	Thomas	Sword	Borchert	Ware	4-1
Loyola	12/01/13	Bloodman	Thomas	Sword	Borchert	Ware	5-1
TCU	12/05/13	Bloodman	Thomas	Sword	Borchert	Ware	5-2
SE Louisiana	12/13/13	Ready	Applewhite	Sword	Johnson	Ware	6-2
Florida A&M	12/17/13	Ready	Applewhite	Sword	Borchert	Ware	7-2
Florida Gulf Coast	12/19/13	Ready	Applewhite	Sword	Borchert	Ware	8-2
South Florida	12/22/13	Ready	Applewhite	Sword	Borchert	Ware	9-2
UNLV	12/23/13	Ready	Applewhite	Sword	Borchert	Ware	9-3
Maryland E. Shore	01/02/14	Ready	Thomas	Sword	Borchert	Ware	10-3
Kentucky	01/08/14	Ready	Thomas	Sword	Borchert	Ware	10-4
Ole Miss	01/11/14	Ready	Thomas	Sword	Borchert	Ware	11-4
Alabama	01/15/14	Ready	Thomas	Sword	Borchert	Ware	11-5
Texas A&M	01/18/14	Bloodman	Thomas	Sword	Borchert	Ware	12-5
Auburn	01/22/14	Bloodman	Thomas	Sword	Borchert	Ware	13-5
Ole Miss	01/25/14	Bloodman	Thomas	Sword	Borchert	Ware	13-6
Florida	01/30/14	Ready	Thomas	Sword	Borchert	Ware	13-7
Vanderbilt	02/01/14	Ready	Thomas	Sword	Borchert	Ware	13-8
Texas A&M	02/05/14	Ready	Thomas	Sword	Borchert	Ware	13-9
Kentucky	02/08/14	Bloodman	Thomas	Sword	Borchert	Ware	
Georgia							
Auburn							
LSU							
Arkansas							
Tennessee							
Missouri							
Georgia							
South Carolina							
SEC Tournament							

2013-14 Win-Loss Differential

Diff.	1	2	3	4	5	6	7	8	9	10	11	12	13	14	15	16	17	18	19	20	21	22	23	24	25+
Won	1	1		1	1	1		1	1			2		2								1	1		
Lost						1				2	1				1			3	1		1				

MISSISSIPPI STATE BY THE NUMBERS

Mississippi State In Overtime Games

This Season	2-0
Overall Overtime Record	60-49
Home Overtime Record	34-21
Road Overtime Record	18-20
Neutral Site Overtime Record	8-8
Humphrey Coliseum Overtime Record	25-16
SEC Tournament Overtime Record	2-5
Double Overtime Record	6-5
Four Overtime Record	0-2
Postseason Overtime Record	1-0
Last OT Played (10T)	vs. Texas A&M (W, 81-72, 1/18/14)
Last Double OT	vs. UMass (L, 101-96, 3/13/12)
Last Triple OT	vs. Alabama (L, 79-78, 2/27/11)
Last Four OT	vs. Ole Miss (W, 104-102, 1/24/90)

Mississippi State Coaches In Overtime Games

Babe McCarthy	6-5
Home Overtime Record	2-2
Road Overtime Record	2-2
Neutral Site Overtime Record	2-1
Joe Dan Gold	5-3
Home Overtime Record	3-3
Road Overtime Record	1-0
Neutral Site Overtime Record	1-0
Kermit Davis	8-6
Home Overtime Record	5-3
Road Overtime Record	3-3
Ron Greene	2-0
Home Overtime Record	2-0
Jim Hatfield	3-3
Home Overtime Record	3-2
Road Overtime Record	0-1
Bob Boyd	3-4
Home Overtime Record	2-1
Road Overtime Record	1-2
Neutral Site Overtime Record	0-1
Richard Williams	15-11
Home Overtime Record	7-3
Road Overtime Record	5-5
Neutral Site Overtime Record	3-3
Rick Stansbury	15-16
Home Overtime Record	7-6
Road Overtime Record	6-7
Neutral Site Overtime Record	2-3
Rick Ray	3-1
Home Overtime Record	3-1

OVERTIME FOES

TEAM	RECORD	TEAM	RECORD
Alabama	6-6	Morehead State	1-0
Alaska-Fairbanks	1-0	Northeastern Louisiana	0-1
Arkansas	2-1	Northwestern State	0-1
Auburn	6-4	Oklahoma	1-0
Baylor	1-0	Ole Miss	6-3
BYU	0-1	Old Dominion	0-1
California	0-1	San Diego	0-1
Drake	1-0	Santa Clara	2-0
Florida	0-3	Southern Mississippi	1-0
Florida State	1-0	Southwestern Louisiana	1-0
Georgia	3-3	South Alabama	1-0
Georgia Tech	1-0	South Carolina	3-0
Houston	0-1	Tennessee	6-2
Idaho	0-1	Texas	1-0
Kentucky	4-5	Texas A&M	1-1
Loyola	1-0	Troy	2-0
LSU	3-4	Tulane	0-1
Memphis State	1-0	UAB	0-1
Missouri-Kansas City	0-1	UMass	0-1
Montana	1-0	Vanderbilt	2-5

MSU Season and Career Totals

	2013-14	Career
Double-Figure Scoring		
Gavin Ware	9 (6-3)	23 (11-12)
Trivante Bloodman	5 (3-2)	11 (4-7)
Roquez Johnson	12 (9-3)	26 (16-10)
Craig Sword	18 (10-8)	34 (18-16)
Fred Thomas	8 (6-2)	23 (11-12)
Colin Borchert	11 (8-3)	24 (13-11)
I.J. Ready	5 (3-2)	5 (3-2)
Cunningham		1 (1-0)
Dre Applewhite	2 (2-1)	2 (1-1)

20-Plus Point Games

Gavin Ware	3 (3-0)	4 (4-0)
Craig Sword	4 (3-1)	6 (3-3)
Colin Borchert	1 (1-0)	3 (3-0)
Fred Thomas		1 (1-0)
Roquez Johnson	2 (2-0)	2 (2-0)

30-Plus Point Games

10-Plus Rebound Games

Gavin Ware	8 (6-2)	11 (8-3)
Colin Borchert		2 (2-0)
Roquez Johnson	1 (1-0)	1 (1-0)
Dre Applewhite	1 (1-0)	1 (1-0)

Double-Doubles

Gavin Ware	6 (5-1)	8 (6-2)
Roquez Johnson	1 (1-0)	1 (1-0)
Colin Borchert		1 (1-0)
Dre Applewhite	1 (1-0)	1 (1-0)

3-Plus 3-Point Games

Fred Thomas	5 (3-2)	9 (5-4)
Tyson Cunningham		1 (0-1)
I.J. Ready	2 (0-2)	2 (0-2)
Colin Borchert	5 (3-2)	8 (5-3)

10-Plus 3-Point Attempt Games

Thomas		1 (0-1)
--------	--	---------

3-Plus Steal Games

I.J. Ready	3 (3-0)	3 (3-0)
Colin Borchert	1 (0-1)	4 (2-2)
Fred Thomas	3 (3-0)	11 (7-4)
Craig Sword	5 (2-3)	13 (6-7)
Roquez Johnson		1 (0-1)
Tyson Cunningham		1 (1-0)
Trivante Bloodman	2 (2-0)	4 (2-2)
Gavin Ware	1 (1-0)	1 (1-0)
Dre Applewhite	1 (1-0)	1 (1-0)

5-Plus Block Games

Ware		1 (0-1)
------	--	---------

5-Plus Made Free Throws

Trivante Bloodman	3 (3-0)	11 (7-4)
Roquez Johnson	4 (4-0)	12 (8-4)
Craig Sword	7 (5-2)	12 (8-4)
Fred Thomas	2 (1-1)	5 (2-3)
Gavin Ware	3 (2-1)	5 (3-2)
Colin Borchert	3 (3-0)	4 (4-0)
Dre Applewhite	1 (1-0)	1 (1-0)

Note: Record in games in ()

THE LAST TIME . . .

THE LAST TIME AN MSU PLAYER ...

Scored 30 or more points in a game:

32, Ravern Johnson vs. Tenn. St. (11-12-10)

Scored 33 or more points in a game:

33, Ravern Johnson vs. Troy (11-26-10)

Scored 34 or more points in a game:

34, Arnett Moultrie vs. UMass (3-13-12)

Scored 35 or more points in a game:

36, Jeff Malone at Ole Miss (2-19-83)

Scored 37 or more points in a game:

39, Jeff Malone vs. Alabama (1-31-83)

Scored 40 or more points in a game:

40, Rickey Brown vs. Auburn (3-7-77)

Scored 20+ points in back-to-back games:

Craig Sword (24 vs. Loyola 12-01-13;

24 vs. TCU (12-05-13)

Scored 20+ points in three-consecutive games:

Craig Sword (24 vs. Loyola, 12-01-13; 24 vs.

TCU, 12-05-13; 22 vs. SELA, 12-13-13)

Scored 20+ points in five-consecutive games:

Jeff Malone, 1982-83 (11 consecutive)

Scored 30+ points in back-to-back games:

Jeff Malone (36 at Ole Miss & 30 vs.

Georgia, 1982-83)

Scored 30+ points in three-consecutive games:

Jeff Malone (33 at LSU; 36 at Ole Miss &

30 vs. Georgia, 1982-83)

Made 10 field goals in a game:

10, Gavin Ware vs. Maryland ES (1-2-14)

Made 11 field goals in a game:

11, Dee Bost vs. Auburn (2-13-10)

Made 12 field goals in a game:

12, Arnett Moultrie vs. UMass (3-13-12)

Made 13 field goals in a game:

13, Horatio Webster vs. SW Missouri St.

(11-23-97)

Made 14 field goals in a game:

14, Cameron Burns at Georgia (1-17-90)

Made 15 or more field goals in a game:

16, Raymond Brown vs. Florida (3-2-85)

Attempted 20 field goals in a game:

20, Ravern Johnson vs. St. Mary's (12-29-10)

Attempted 21 or more field goals in a game:

21, Dee Bost vs. Kentucky (2-16-10)

Attempted 23 or more field goals in a game:

23, Arnett Moultrie vs. UMass (3-13-12)

Attempted 25 field goals in a game:

25, Chuck Evans at Alabama (3-6-93)

Attempted 26 field goals in a game:

26, Tony Watts at Ole Miss (2-22-92)

Attempted 27 or more field goals in a game:

28, Jeff Malone vs. Vanderbilt (1-8-83)

Made six 3-pointers in a game:

6, Dee Bost vs. Old Dominion (11-28-09)

Made seven 3-pointers in a game:

7, Dee Bost vs. Troy (12-10-11)

Made eight or more 3-pointers in a game:

8, Winsome Frazier vs. UMKC (11-23-04)

Attempted 11 3-pointers in a game:

11, Dee Bost vs. Detroit (12-17-11)

Attempted 12 3-pointers in a game:

12, Ravern Johnson vs. ETSU (12-11-10)

Attempted 13 or more 3-pointers in a game:

13, Dee Bost vs. Troy (12-10-11)

Attempted 16 or more 3-pointers in a game:

17, Darryl Wilson vs. Alabama (3-4-95)

Made 14 or more free throws in a game:

14, Charles Rhodes vs. Oregon (3-21-08)

Made 15 or more free throws in a game:

15, Craig Sword vs. Ole Miss (1-11-14)

Attempted 17 free throws in a game:

17, Jarvis Varnado at Houston (12-19-09)

Attempted 18 free throws in a game:

18, Craig Sword vs. Ole Miss (1-11-14)

Attempted 19 free throws in a game:

19, Carl Nichols vs. SE La. (12-1-88)

Had 16 rebounds in a game:

16, Gavin Ware vs. Maryland ES (1-2-14)

Had 17 rebounds in a game:

17, Jarvis Varnado at San Diego (12-31-09)

Had 18 or more rebounds in a game:

21, Wesley Morgan vs. SE La. (11-28-05)

Had 22 or more rebounds in a game:

23, Rickey Brown vs. Vanderbilt (12-6-79)

Had 24 or more rebounds in a game:

24, Wiley Peck vs. Alabama (1-27-79)

Had 10 or more offensive rebounds in a game:

11, Arnett Moultrie vs. Northwestern State

(12-22-11)

Had 10 or more defensive rebounds in a game:

11, Gavin Ware vs. Maryland ES (1-2-14)

Had 13 or more defensive rebounds in a game:

13, Colin Borchert (3-9-13)

Had 15 or more defensive rebounds in a game:

15, Jarvis Varnado at San Diego (12-31-09)

Had 10 assists in a game:

10, Dee Bost vs. LSU (1-25-11)

Had 11 assists in a game:

11, Dee Bost vs. Vanderbilt (3-11-11)

Had 13 assists in a game:

13, Dee Bost vs. Ole Miss (2-9-12)

Had 14 assists in a game:

14, Gary Ervin vs. Florida A&M (12-20-04)

Had 15 or more assists in a game:

16, Chuck Evans at UMKC (2-23-93)

Had 10 or more turnovers in a game:

10, Charles Rhodes vs. Nicholls (11-11-06)

Had five or more blocks in a game:

5, Gavin Ware at Loyola (12-15-12)

Had seven blocks in a game:

7, Jarvis Varnado at LSU (2-20-10)

Had eight blocks in a game:

8, Jarvis Varnado vs. Alabama (2-24-10)

Had nine blocks in a game:

9, Jarvis Varnado at Vanderbilt (2-3-10)

Had 10 blocks in a game:

10, Jarvis Varnado vs. Arkansas (1-14-10)

Had 10+ blocks in two consecutive games:

Jarvis Varnado (10 vs. Georgia & 10 vs.

Kentucky, 2007-08)

Had five steals in a game:

5, I.J. Ready vs. Florida Gulf Coast (12-19-13)

Had six or more steals in a game:

7, Craig Sword vs. Ole Miss (1-11-14)

LAST TIME AN MSU TEAM...

Scored 100 or more points:

106 vs. Troy (12-10-11)

Scored 100 or more points in an SEC game:

105 vs. Auburn (3-2-04)

Allowed 100 or more points in an SEC game:

115 at Arkansas (2-20-93)

Allowed 100 or more points in non-SEC play:

101 vs. UMass (3-13-12)

Was held to 52 points or less:

52 at Texas A&M (2-5-14)

Was held to 50 points:

50 vs. Alabama (2-25-12)

Was held to 49 points or less:

49 vs. Vanderbilt (2-1-14)

Was held to 45 points or less:

43 vs. Alabama (1-16-13)

Was held to 40 points or less:

36 vs. Missouri (2-13-13)

Was held to 35 points or less:

31 vs. Vanderbilt (2-23-13)

Held opponent to 59 points or less:

59 vs. South Carolina - SECT (3-13-13)

Held opponent to 56 points or less:

56 vs. Jackson State (11-27-13)

Held opponent to 55 points or less:

55 vs. Vanderbilt (2-1-14)

Held opponent to 50 points or less:

46 vs. New Orleans (1-3-13)

Held opponent to 45 points or less:

45 vs. MVSU (12-28-09)

Held opponent to 42 points or less:

42 vs. Texas-San Antonio (12-4-12)

Held opponent to 39 points or less:

39 at LSU (1-9-08)

Shot 50 percent or better from the field:

.500 [22-44] vs. Auburn (1-22-14)

Shot 55 percent or better from the field:

.565 [35-62] vs. New Orleans (1-3-13)

Shot 60 percent or better from the field:

.604 [29-48] vs. Auburn (2-4-12)

Shot 65 percent or better from the field:

.660 [35-53] vs. Western Kentucky (1-5-09)

Was held to less than 35 percent from the field:

.345 [20-58] vs. Tennessee-SECT (3-14-13)

Was held to less than 30 percent from the field:

.283 [17-60] vs. North Carolina (11-19-12)

Was held to less than 25 percent from the field:

.175 [7-40] vs. Vanderbilt (2-23-13)

Held opp. to 35 percent or less from the field:

.343 [25-73] vs. Florida A&M (12-17-13)

Held opp. to 30 percent or less from the field:

.273 [15-55] vs. Texas-San Antonio (12-4-12)

Opponent shot 50 percent or better:

.509 [29-57] at Texas A&M (2-5-14)

Made 35 or more field goals:

35 vs. Mississippi Valley State (11-19-13)

Made 40 or more field goals:

40 vs. Troy (12-10-11)

Attempted 70 or more shots from the field:

71 vs. Troy (12-10-11)

Attempted 80 or more shots from the field:

80 at Alabama (2-21-09)

Attempted just 40 shots from the field:

40 vs. Vanderbilt (2-23-13)

Attempted 39 or fewer shots from the field:

39 vs. Vanderbilt (2-12-05)

Made 10 or more 3-pointers:

11 vs. New Orleans (1-3-13)

Made 12 3-pointers:

12 vs. Auburn (2-4-12)

Made 15 3-pointers:

15 vs. North Carolina A&T (12-12-10)

Made 16 3-pointers:

16 vs. Troy (12-10-11)

Did not make a 3-pointer:

[0-10] vs. South Carolina (1-9-13)

Made just one 3-pointer:

vs. Kentucky (2-8-14)

Made just two 3-pointers:

vs. Vanderbilt (2-23-13)

Attempted 10 3-pointers or less:

10 vs. Texas A&M (1-18-14)

Attempted six 3-pointers or less:

6 at Ole Miss (1-29-03)

Attempted 25 3-pointers:

25 vs. Ole Miss (2-9-12)

Attempted 26 3-pointers:

26 vs. South Carolina (3-5-11)

Attempted 27 or more 3-pointers:

29 vs. Ole Miss (1-18-12)

Attempted 30 or more 3-pointers:

31 vs. Troy (12-10-11)

Attempted 35 or more 3-pointers:

35 vs. Kentucky (2-16-10)

Made 31 or more free throws:

31 vs. Auburn (1-22-14)

Made 40 or more free throws:

41 vs. LSU (2-11-09)

Made 50 or more free throws:

52 vs. LSU (2-11-09)

Made fewer than five free throws:

4 at Vanderbilt (2-1-14)

Made fewer than four free throws:

3 vs. Baylor (12-28-11)

Made only 1 free throw:

1 vs. Florida (1-30-14)

Attempted 30 or more free throws:

32 vs. Texas A&M (1-18-14)

THE LAST TIME (CONTINUED) . . .

Attempted 35 or more free throws:

37 vs. Ole Miss (3-2-13)

Attempted 40 or more free throws:

43 vs. Auburn (1-22-14)

Attempted 45 or more free throws:

45 vs. Florida A&M (12-17-13)

Attempted fewer than 10 free throws:

6, vs. Florida (1-30-14)

Had 50 or more rebounds:

51 vs. Prairie View (11-8-13)

Had 55 or more rebounds:

58 vs. Troy (12-10-05)

Had 59 or more rebounds:

59 at Houston (12-19-09)

Had fewer than 25 rebounds:

23 vs. Utah State (11-23-13)

Had 20 or fewer rebounds:

20 vs. Florida (1-26-13)

Had 20 or more assists:

20 vs. Louisiana-Monroe (11-21-11)

Had 21 or more assists:

21 vs. Auburn (2-4-12)

Had 25 or more assists:

25 vs. St. Bonaventure (12-05-09)

Had 30 or more assists:

30 vs. Troy (12-10-11)

Had Fewer Than 5 Assists:

4, Vanderbilt (2-23-13)

Had 20 or more turnovers:

20 vs. South Carolina (3-6-13)

Had 21 or more turnovers:

21 vs. Prairie View (11-8-13)

Had 22 or more turnovers:

23 vs. Alabama (2-20-13)

Had 25 turnovers:

25 vs. UT Martin (11-17-07)

Had 29 or more turnovers:

29 at Arkansas (1-23-13)

Had 30 or more turnovers:

31 at Kentucky (1-7-97)

Had 34 or more turnovers:

34 at Evansville (12-17-75)

Had fewer than 10 turnovers:

9 vs. Auburn (1-22-14)

Had five or fewer turnovers:

5 vs. Florida Atlantic (11-30-10)

Forced 25 or more turnovers

26 vs. Kennesaw State (11-14-13)

Had 10 blocked shots:

10 vs. Tennessee (1-12-12)

Had 11 blocked shots:

11 at Alabama (2-21-09)

Had 12 blocked shots:

12 vs. Troy (11-26-10)

Had 13 blocked shots:

13 vs. Arkansas (1-14-10)

Had 14 blocked shots:

14 vs. Texas-Pan American (11-24-09)

Had 16 blocked shots:

16 vs. Georgia (1-12-08)

Had 10 steals:

10 vs. South Florida (12-22-13)

Had 11 steals:

11 vs. Texas A&M (1-18-14)

Had 12 steals:

12 vs. Florida A&M (12-17-13)

Had 13 or more steals:

14 vs. South Carolina (1-9-13)

Had 15 or more steals:

15 vs. Florida Gulf Coast (12-19-13)

Had 17 or more steals:

17 vs. Florida Atlantic (11-13-12)

Had 20 or more steals:

20 vs. Nicholls State (11-17-01)

Had 1 steal or less:

1 vs. Vanderbilt (3-11-11)

CHARTING THE BULLDOGS

Dunks		Scored First Points	
Gavin Ware	21	Colin Borchert	6
Craig Sword	11	Craig Sword	6
Roquez Johnson	7	Gavin Ware	3
Fred Thomas	5	Dre Applewhite	1
Colin Borchert	4	Trivante Bloodman	2
		Fred Thomas	2
		I.J. Ready	2
		Roquez Johnson	1
Charges Drawn		How First Points Were Scored	
Trivante Bloodman	10	3-pointer	5
Craig Sword	7	Jumper	10
Tyson Cunningham	5	Layup	5
Fred Thomas	5	Dunk	
Dre Applewhite	2	Free Throw	3
I.J. Ready	2		
Roquez Johnson	2		
Colin Borchert	1		
Point Distribution (%)		Final Three Minutes From FT Line	
Senior	270 (17.3 percent)	Trivante Bloodman	10-12
Junior	349 (22.4 percent)	Craig Sword	13-18
Sophomore	730 (46.9 percent)	Gavin Ware	8-12
Freshman	209 (13.4 percent)	Fred Thomas	11-15
		Roquez Johnson	5-12
		Tyson Cunningham	2-2
		Applewhite	2-4
		I.J. Ready	4-4
		Colin Borchert	10-12
		Tevin Moore	1-5
TOTAL:	1,558	TOTAL	66-96 (.688)
First Sub			
Roquez Johnson	17		
Trivante Bloodman	7		
Fred Thomas	4		
I.J. Ready	1		
Tyson Cunningham	2		
Jacoby Davis	1		

DIFFERENCE BETWEEN WINNING AND LOSING

Wins	Stat	Losses
74.2	Points	59.3
63.8	Opp. Points	74.5
+10.4	Scoring Margin	-15.2
46.4	FG%	42.1
41.8	Opp. FG%	47.7
32.1	3FG%	29.9
29.2	Opp. 3FG%	33.3
65.4	FT%	66.0
73.0	Opp. FT%	67.7
36.1	Rebounds	29.8
33.5	Opp. Rebounds	37.0
+2.6	Rebound Margin	-7.2
13.4	Assists	11.5
13.3	Turnovers	14.3
+3.1	Turnover Margin	-2.1
9.5	Steals	6.1
3.5	Blocks	1.9

SEC ROAD RECORDS LAST 16 YEARS

Team	Record	Pct.
1. Kentucky	75-51	.595
2. Florida	69-57	.548
3. Tennessee	57-69	.452
4. Mississippi State	41-85	.325
5. Vanderbilt	39-85	.315
6. LSU	38-88	.302
7. Alabama	36-90	.286
8. Ole Miss	31-95	.246
9. Georgia	30-95	.240
10. Auburn	29-98	.228
11. Arkansas	25-101	.198
12. South Carolina	25-102	.197
13. Texas A&M	4-10	.286
14. Missouri	4-11	.267

1 FRED THOMAS



Sophomore • Guard

6-5 • 206

JACKSON, MS

Jim Hill High School

Things To Note . . .

Did not play against Prairie View due to an NCAA-mandated one-game suspension. ... Responded by scoring a game-high 17 points against Kennesaw State. ... Totaled 11 points vs. JSU. ... Blocked a last-second shot in overtime to preserve a win against Loyola. ... Recorded 10 points and three steals against Florida Gulf Coast. ... Tied a career-high four made 3-pointers against South Florida. ... Totaled 10 points vs. UMES to go over 400 for his career. ... Tied season high with 3 assists vs. Ole Miss and had 13 points vs. TAMU. ... Scored 14 points and tied a career-high with 3 blocks against Auburn. ... Led team with 16 points at Vanderbilt. ... 10 points and 3 assists at Texas A&M.

2013-14 Game-By-Game

Opponent	MIN	FG	Pct.	3FG	Pct.	FT	Pct.	O-D-R	PF	A	TO	B	S	PTS
N8 Prairie View	-DNP-													
N14 Kennesaw State	30	6-14	.429	4-8	.500	1-4	.250	2-1-3	3	3	0	1	3	17
N19 Mississippi Valley State	27	3-9	.333	1-3	.333	1-1	1.000	0-1-1	2	1	3	0	2	8
N23 Utah State	32	1-5	.200	0-2	.000	0-1	.000	0-2-2	2	2	3	2	0	2
N27 Jackson State	33	3-10	.300	1-4	.250	4-5	.800	0-6-6	3	0	2	0	0	11
D1 Loyola	37	3-8	.375	1-4	.250	0-2	.000	0-3-3	3	0	3	1	0	7
D5 TCU	24	0-4	.000	0-3	.000	1-2	.500	0-3-3	2	2	2	2	1	1
D13 Southeastern Louisiana	25	3-10	.300	0-1	.000	2-2	1.000	0-6-6	1	0	2	1	2	8
D17 Florida A&M	26	2-11	.182	0-6	.000	1-2	.500	1-5-6	1	3	1	1	1	5
D19 Florida Gulf Coast	31	3-9	.333	3-8	.375	1-2	.500	1-2-3	1	0	1	0	3	10
D22 South Florida	28	4-8	.500	4-7	.571	2-2	1.000	0-2-2	0	2	0	0	1	14
D23 UNLV	29	3-9	.333	0-4	.000	0-0	.000	0-4-4	1	1	0	0	2	6
J2 Maryland Eastern Shore	35	4-10	.400	2-5	.400	0-0	.000	0-3-3	2	2	2	2	1	10
J8 Kentucky	29	1-8	.125	1-4	.250	0-0	.000	0-1-1	2	2	2	0	0	3
J11 Ole Miss	26	2-9	.222	1-7	.143	1-2	.500	0-2-2	2	3	1	1	0	6
J15 Alabama	31	3-8	.375	2-4	.500	0-0	.000	0-3-3	1	0	0	1	1	8
J18 Texas A&M	41	6-10	.600	1-2	.500	0-1	.000	1-4-5	3	2	3	0	3	13
J22 Auburn	36	3-7	.429	1-5	.200	7-8	.875	0-3-3	3	2	3	3	1	14
J25 Ole Miss	29	3-8	.375	3-6	.500	0-0	.000	0-1-1	2	2	0	1	0	9
J30 Florida	18	0-2	.000	0-2	.000	0-0	.000	0-0-0	2	2	1	0	0	0
F1 Vanderbilt	32	6-10	.600	3-4	.750	1-2	.500	0-1-1	0	2	2	1	1	16
F5 Texas A&M	30	2-7	.286	1-5	.200	5-5	1.000	0-4-4	1	3	0	2	0	10
F8 Kentucky	32	2-9	.222	0-3	.000	2-4	.500	0-4-4	1	1	1	1	0	6
F12 Georgia														
F15 Auburn														
F19 LSU														
F22 Arkansas														
F26 Tennessee														
M1 Missouri														
M5 Georgia														
M8 South Carolina														
M13 SECT														

Season & MSU Highs

Points

Season: 17, Kennesaw State (11-14-13)
 Career: 21, South Carolina (3-13-13)

Field Goals Made

Season: 6, three times,
 last vs. Vanderbilt (2-1-14)
 Career: 6, eight times,
 last vs. Vanderbilt (2-1-14)

Field Goals Attempted

Season: 14, Kennesaw State (11-14-13)
 Career: 15, Marquette (11-20-12)

3-Point FG Made

Season: 4, twice,
 last vs. South Florida (12-22-13)
 Career: 4, four times,
 last vs. South Florida (12-22-13)

3-Point FG Attempted

Season: 8, twice,
 last vs. Florida Gulf Coast (12-19-13)
 Career: 10, twice,
 last vs. Providence (12-1-12)

Free Throws Made

Season: 7, Auburn (1-22-14)
 Career: 8, Florida (1-26-13)

Free Throws Attempted

Season: 8, Auburn (1-22-14)
 Career: 9, Florida (1-26-13)

Rebounds

Season: 6, three times,
 last vs. Florida A&M (12-17-13)
 Career: 7, Central Arkansas (12-22-12)

Assists

Season: 3, four times,
 last vs. Texas A&M (2-5-14)
 Career: 4, twice,
 last vs. South Carolina (3-6-13)

Blocks

Season: 3, Auburn (1-22-14)
 Career: 3, four times,
 last vs. Auburn (1-22-14)

Steals

Season: 3, three times,
 last vs. Texas A&M (1-18-14)
 Career: 7, Florida (1-26-13)

Minutes

Season: 41, Texas A&M (1-18-14)
 Career: 41, Texas A&M (1-18-14)

CAREER STATS FOR FRED THOMAS

Year	GP-GS	Min/Avg	FG-FGA	Pct	3FM-3GA	Pct	FT-FTA	Pct	Rebs	PF-D	Asst	TO	Blk	Stl	Pts/Avg
2012-13	32-19	917/28.7	103-314	.328	41-172	.238	62-78	.795	112-3.5	45-1	43	49	27	56	309/9.7
2013-14	22-17	661/30.0	63-185	.341	29-97	.299	29-45	.644	66-3.0	38-0	35	32	20	22	184/8.4
TOTAL	54-36	1578/29.2	166-499	.333	70-269	.260	91-123	.740	178-3.3	83-1	78	81	47	78	493/9.1

3 COLIN BORCHERT



Senior • Forward

6-8 • 231

Phoenix, AZ

East Mississippi CC

Things To Note . . .

Tallied 15 points, 4 rebounds, and 2 blocks against Kennesaw State. ... Finished with a season-high 7 rebounds vs. SE Louisiana. ... In Las Vegas scored 11 and 12 points against South Florida and UNLV, respectively. ... Had career highs in points (22) and assists (5) vs. UMES, while also collecting 200th-career rebound. ... Tied season high with 3 blocks vs. Ole Miss and reached 400 points for his career. ... Had 14 points, 4 assists vs. TAMU. ... Scored 17 points vs. Auburn ... Recorded a season-high 3 steals at Ole Miss. ... Led team with 15 points and tied a season-high with 7 rebounds vs. Florida. ... Played career-high 37 minutes at Vanderbilt and tied season-high with 7 assists at Texas A&M.

2013-14 Game-By-Game

Opponent	MIN	FG	Pct.	3FG	Pct.	FT	Pct.	O-D-R	PF	A	TO	B	S	PTS
N8 Prairie View	24	2-5	.400	1-3	.333	2-2	1.000	2-2-4	3	0	0	1	1	7
N14 Kennesaw State	29	5-13	.385	3-7	.429	2-2	1.000	1-3-4	4	1	2	2	1	15
N19 Mississippi Valley State	31	6-13	.462	2-5	.400	0-0	.000	1-3-4	2	4	1	2	1	14
N23 Utah State	23	6-12	.500	3-7	.429	0-0	.000	0-1-1	3	1	2	0	0	15
N27 Jackson State	30	3-6	.500	0-2	.000	0-0	.000	1-4-5	4	0	2	2	1	6
D1 Loyola	32	2-8	.250	1-6	.167	1-2	.500	0-0-0	5	3	2	0	1	6
D5 TCU	15	1-4	.250	0-3	.000	0-0	.000	0-2-2	4	2	1	1	1	2
D13 Southeastern Louisiana	27	2-5	.400	1-4	.250	4-4	1.000	0-7-7	3	0	6	2	0	9
D17 Florida A&M	29	3-7	.429	2-4	.500	2-2	1.000	0-6-6	1	1	1	3	2	10
D19 Florida Gulf Coast	29	1-7	.143	0-3	.000	0-0	.000	1-4-5	3	1	4	0	2	2
D22 South Florida	27	2-7	.286	1-5	.200	6-8	.750	1-4-5	3	1	2	1	0	11
D23 UNLV	29	6-12	.500	0-4	.000	0-0	.000	3-3-6	1	1	3	2	2	12
J2 Maryland Eastern Shore	29	7-12	.583	2-4	.500	6-6	1.000	2-3-5	0	5	2	1	2	22
J8 Kentucky	20	2-7	.286	2-5	.400	2-2	1.000	0-3-3	5	1	0	0	0	8
J11 Ole Miss	30	5-11	.455	3-6	.500	1-2	.500	1-4-5	2	1	0	3	0	14
J15 Alabama	30	3-10	.300	0-3	.000	1-2	.500	0-6-6	4	2	3	0	0	7
J18 Texas A&M	35	4-9	.444	0-2	.000	6-9	.667	1-4-5	3	4	5	2	1	14
J22 Auburn	34	6-12	.500	3-7	.429	2-4	.500	1-3-4	2	0	0	2	0	17
J25 Ole Miss	24	2-5	.400	2-4	.500	0-0	.000	0-4-4	3	2	1	1	3	6
J30 Florida	35	6-12	.500	3-7	.429	0-0	.000	0-7-7	1	0	3	0	0	15
F1 Vanderbilt	37	2-6	.333	1-5	.200	0-0	.000	0-5-5	4	1	2	0	1	5
F5 Texas A&M	24	3-9	.333	1-3	.333	0-0	.000	3-4-7	5	0	3	0	1	7
F8 Kentucky	23	2-6	.333	1-3	.333	0-0	.000	1-4-5	5	1	1	0	0	5
F12 Georgia														
F15 Auburn														
F19 LSU														
F22 Arkansas														
F26 Tennessee														
M1 Missouri														
M5 Georgia														
M8 South Carolina														
M13 SECT														

Season & MSU Highs

Points

Season: 22, Maryland ES (1-2-14)
 Career: 22, Maryland ES (1-2-14)

Field Goals Made

Season: 7, Maryland ES (1-2-14)
 Career: 8, New Orleans (1-3-13)

Field Goals Attempted

Season: 13, twice,
 last vs. MVSU (11-19-13)
 Career: 16, Tennessee (3-14-13)

3-Point FG Made

Season: 3, multiple times,
 last vs. Florida (1-30-14)
 Career: 4, Auburn (3-9-13)

3-Point FG Attempted

Season: 7, multiple times,
 last vs. Florida (1-30-14)
 Career: 7, multiple times,
 last vs. Florida (1-30-14)

Free Throws Made

Season: 6, three times,
 last vs. Texas A&M (1-18-14)
 Career: 9, Texas A&M (1-18-14)

Free Throws Attempted

Season: 8, South Florida (12-22-13)
 Career: 8, twice,
 last vs. South Florida (12-22-13)

Rebounds

Season: 7, three times,
 last vs. Texas A&M (2-5-14)
 Career: 13, Auburn (3-9-13)

Assists

Season: 5, MD Eastern Shore (1-2-14)
 Career: 5, MD Eastern Shore (1-2-14)

Blocks

Season: 3, twice,
 last vs. Ole Miss (1-11-14)
 Career: 4, South Carolina (1-9-13)

Steals

Season: 3, Ole Miss (1-25-14)
 Career: 5, New Orleans (1-3-13)


Minutes

Season: 37, Vanderbilt (2-1-14)
 Career: 37, Vanderbilt (2-1-14)

CAREER STATS FOR COLIN BORCHERT

Year	GP-GS	Min/Avg	FG-FGA	Pct	3FM-3GA	Pct	FT-FTA	Pct	Rebs	PF-D	Asst	TO	Blk	Stl	Pts/Avg
2012-13	29-24	783/27.0	100-242	.413	33-98	.337	27-41	.659	146-5.0	83-4	37	66	36	33	260/9.0
2013-14	23-22	646/28.1	81-198	.409	32-102	.314	35-45	.778	105-4.6	70-4	32	46	25	20	229/10.0
TOTAL	52-46	1429/27.5	181-440	.411	65-200	.325	62-86	.721	251-4.8	153-8	69	112	61	53	489/9.4

4 TRIVANTE BLOODMAN



Junior • Guard



Olney Central College

Things To Note . . .

Tallied seven points and six rebounds in 26 minutes against Prairie View. ... Scored 11 points and grabbed two steals in 16 minutes against Kennesaw State. ... Earned his first start of the season against Mississippi Valley State, tallying a game-high 5 assists and a career-high 4 steals. ... Notched a season-high 6 assists against Utah State. ... Made a career-high eight free throws against Florida A&M and finished with 10 points. ... Tied his career-high with 13 points at Kentucky. ... Recorded 5 assists and tied his career-high with 13 points vs. Auburn. ... Scored 12 points vs. Kentucky.

2013-14 Game-By-Game

Opponent	MIN	FG	Pct.	3FG	Pct.	FT	Pct.	O-D-R	PF	A	TO	B	S	PTS
N8 Prairie View	26	3-7	.429	0-0	.000	1-2	.500	2-4-6	4	2	0	0	0	7
N14 Kennesaw State	16	2-3	.667	0-0	.000	7-9	.778	1-2-3	2	0	1	0	2	11
N19 Mississippi Valley State	27	4-5	.800	0-0	.000	0-0	.000	1-1-2	1	5	1	0	4	8
N23 Utah State	19	1-4	.250	0-2	.000	0-0	.000	0-0-0	4	6	2	0	1	2
N27 Jackson State	31	2-4	.500	1-2	.500	1-2	.500	0-1-1	1	2	1	0	2	6
D1 Loyola	39	1-2	.500	0-0	.000	0-0	.000	0-1-1	2	2	0	0	1	2
D5 TCU	25	1-4	.250	0-1	.000	0-0	.000	0-1-1	3	2	0	0	1	2
D13 Southeastern Louisiana	22	1-1	1.000	0-0	.000	2-5	.400	2-2-4	0	2	0	0	0	4
D17 Florida A&M	21	1-3	.333	0-0	.000	8-9	.889	1-2-3	1	1	3	0	0	10
D19 Florida Gulf Coast	16	2-3	.667	0-0	.000	1-1	1.000	0-0-0	1	1	1	0	1	5
D22 South Florida	14	1-1	1.000	0-0	.000	0-0	.000	0-1-1	0	0	1	0	2	2
D23 UNLV	15	3-4	.750	0-0	.000	0-0	.000	1-2-3	3	0	2	0	1	6
J2 Maryland Eastern Shore	13	0-1	.000	0-0	.000	3-4	.750	1-0-1	1	1	1	1	0	3
J8 Kentucky	25	5-6	.833	0-0	.000	3-4	.750	0-1-1	2	2	0	0	1	13
J11 Ole Miss	21	1-3	.333	0-2	.000	3-6	.500	0-2-2	1	3	2	0	2	5
J15 Alabama	30	2-5	.400	0-0	.000	2-2	1.000	1-2-3	2	5	1	0	0	6
J18 Texas A&M	30	1-3	.333	1-1	1.000	0-0	.000	1-2-3	4	3	2	0	3	3
J22 Auburn	35	3-4	.750	1-1	1.000	6-8	.750	1-2-3	0	5	4	0	1	13
J25 Ole Miss	29	1-4	.250	0-1	.000	0-1	.000	0-2-2	0	4	1	0	0	2
J30 Florida	22	0-0	.000	0-0	.000	0-2	.000	0-1-1	2	1	1	0	0	0
F1 Vanderbilt	16	2-2	1.000	1-1	1.000	0-0	.000	1-1-2	1	1	1	0	0	5
F5 Texas A&M	23	2-4	.500	1-3	.333	0-0	.000	0-1-1	1	2	2	0	0	5
F8 Kentucky	32	3-6	.500	0-0	.000	6-6	1.000	0-1-1	1	3	2	0	0	12
F12 Georgia														
F15 Auburn														
F19 LSU														
F22 Arkansas														
F26 Tennessee														
M1 Missouri														
M5 Georgia														
M8 South Carolina														
M13 SECT														

Season & MSU Highs

Points

Season: 13, twice,
last vs. Auburn (1-22-14)
Career: 13, three times,
last vs. Auburn (1-22-14)

Field Goals Made

Season: 5, Kentucky (1-8-14)
Career: 5, Kentucky (1-8-14)

Field Goals Attempted

Season: 7, Prairie View (11-8-13)
Career: 8, three times,
last vs. Tennessee (3-14-13)

3-Point FG Made

Season: 1, four times,
last vs. Vanderbilt (2-1-14)
Career: 2, Texas (11-21-12)

3-Point FG Attempted

Season: 3, Texas A&M (2-5-14)
Career: 3, five times,
last vs. Texas A&M (2-5-14)

Free Throws Made

Season: 8, Florida A&M (12-17-13)
Career: 8, Florida A&M (12-17-13)

Free Throws Attempted

Season: 9, twice,
last vs. Florida A&M (12-7-13)
Career: 9, twice,
last vs. Florida A&M (12-7-13)

Rebounds

Season: 6, Prairie View (11-8-13)
Career: 8, Providence (21-1-12)

Assists

Season: 6, Utah State (11-23-13)
Career: 7, Florida Atlantic (11-13-12)

Blocks

Season:
Career: 1, Georgia (1-12-13)

Steals

Season: 4, MVSU (11-19-13)
Career: 4, MVSU (11-19-13)

Minutes

Season: 39, Loyola (12-1-13)
Career: 39, twice,
last vs. Loyola (12-1-13)

CAREER STATS FOR TRIVANTE BLOODMAN

Year	GP-GS	Min/Avg	FG-FGA	Pct	3FM-3GA	Pct	FT-FTA	Pct	Rebs	PF-D	Asst	TO	Blk	Stl	Pts/Avg
2012-13	32-32	931/29.1	51-145	.352	12-43	.279	82-113	.726	104-3.3	82-2	75	88	1	37	196/6.1
2013-14	23-9	547/23.8	42-79	.532	5-14	.357	43-61	.705	45-2.0	37-0	53	29	0	23	132/5.7
TOTALS	55-41	1478/26.9	93-224	.415	17-57	.298	125-174	.718	149-2.7	119-2	128	117	1	60	328/6.0

11 JACOBY DAVIS



Freshman • Guard

6-1 • 191

Charlotte, N.C.

West Charlotte HS

Things To Note . . .

Saw first career action against Kennesaw State after missing all of last year with a knee injury. ... Scored first career points vs. Mississippi Valley State on a 3-pointer and finished with 6. ... Logged a career-high 21 minutes against Utah State, scoring five points. ... Also had 6 points vs. JSU. ... Recorded a career-best 2 assists against Loyola. ... Swiped two steals vs. Florida A&M. ... Logged 20 minutes vs. TAMU. ... Scored 5 points and recorded an assist against Auburn. ... Scored 6 points at Vanderbilt. ... Career-high 7 rebounds and 23 minutes vs. Kentucky.

2013-14 Game-By-Game

Opponent	MIN	FG	Pct.	3FG	Pct.	FT	Pct.	O-D-R	PF	A	TO	B	S	PTS
N8 Prairie View	-DNP-													
N14 Kennesaw State	2	0-1	.000	0-1	.000	0-0	.000	0-0-0	0	1	0	0	0	0
N19 Mississippi Valley State	13	2-3	.667	2-3	.667	0-1	.000	1-1-2	1	0	0	0	1	6
N23 Utah State	21	1-6	.167	1-4	.250	2-2	1.000	0-0-0	2	0	0	0	0	5
N27 Jackson State	9	2-3	.333	2-3	.667	0-0	.000	1-1-2	1	0	0	0	0	6
D1 Loyola	6	0-1	.000	0-1	.000	0-0	.000	0-0-0	0	2	0	0	0	0
D5 TCU	3	0-1	.000	0-1	.000	0-0	.000	0-0-0	0	0	0	0	0	0
D13 Southeastern Louisiana	-DNP-													
D17 Florida A&M	5	0-1	.000	0-1	.000	0-0	.000	0-0-0	0	0	0	0	2	0
D19 Florida Gulf Coast	-DNP-													
D22 South Florida	-DNP-													
D23 UNLV	3	0-0	.000	0-0	.000	0-0	.000	0-0-0	0	0	0	0	1	0
J2 Maryland Eastern Shore	9	1-3	.333	1-3	.333	0-0	.000	0-1-1	2	1	0	0	0	3
J8 Kentucky	14	2-4	.500	0-2	.000	0-0	.000	0-1-1	2	3	0	0	0	4
J11 Ole Miss	7	0-2	.000	0-1	.000	0-0	.000	1-0-1	0	0	0	0	0	0
J15 Alabama	8	1-3	.333	1-2	.500	0-0	.000	0-0-0	2	1	1	0	0	3
J18 Texas A&M	20	0-3	.000	0-2	.000	0-0	.000	0-1-1	1	1	0	0	1	0
J22 Auburn	19	2-5	.400	1-2	.500	0-0	.000	0-0-0	1	1	1	0	0	5
J25 Ole Miss	5	0-2	.000	0-1	.000	0-0	.000	0-0-0	0	1	0	0	0	0
J30 Florida	11	0-2	.000	0-2	.000	0-0	.000	0-0-0	2	0	0	0	0	0
F1 Vanderbilt	12	2-4	.500	2-4	.500	0-0	.000	1-1-2	1	1	2	0	0	6
F5 Texas A&M	13	1-1	1.000	1-1	1.000	0-0	.000	0-1-1	1	1	2	0	0	3
F8 Kentucky	23	0-2	.000	0-1	.000	0-0	.000	1-6-7	2	1	2	0	0	0
F12 Georgia														
F15 Auburn														
F19 LSU														
F22 Arkansas														
F26 Tennessee														
M1 Missouri														
M5 Georgia														
M8 South Carolina														
M13 SECT														

Season & MSU Highs

Points

Season: 6, three times,
last vs. Vanderbilt (2-1-14)

Field Goals Made

Season: 2, five times,
last vs. Vanderbilt (2-1-14)

Field Goals Attempted

Season: 6, Utah State (11-23-13)

3-Point FG Made

Season: 2, three times,
last vs. Vanderbilt (2-1-14)

3-Point FG Attempted

Season: 4, twice,
last vs. Vanderbilt (2-1-14)

Free Throws Made

Season: 2, Utah State (11-23-13)

Free Throws Attempted

Season: 2, Utah State (11-23-13)

Rebounds

Season: 7, Kentucky (2-8-14)

Assists

Season: 3, Kentucky (1-8-14)

Blocks

Season:

Steals

Season: 2, Florida A&M (12-17-13)

Minutes

Season: 23, Kentucky (2-8-14)

CAREER STATS FOR JACOBY DAVIS

Year	GP-GS	Min/Avg	FG-FGA	Pct	3FM-3GA	Pct	FT-FTA	Pct	Rebs	PF-D	Asst	TO	Blk	Stl	Pts/Avg
2013-14	19-0	203/10.7	14-47	.298	11-35	.314	2-3	.667	18-0.9	18-0	14	8	0	5	41/2.1

12 DE'RUNNYA WILSON



Freshman • Forward

6-5 • 215

Birmingham, Ala.

Wenonah HS

Things To Note . . .

Spent the fall on the football team, where he caught 26 passes for 351 yards and three touchdowns. ... First basketball action came at Alabama, where he logged 4 minutes. ... Did not play vs. Texas A&M or against Auburn. ... Grabbed 4 rebounds and recorded an assist in 8 minutes at Ole Miss. ... Did not play vs. Florida or at Vanderbilt. ... Logged 3 minutes and grabbed a rebound at Texas A&M. ... Recorded an offensive rebound in 2 minutes vs. Kentucky.

2013-14 Game-By-Game

Opponent	MIN	FG	Pct.	3FG	Pct.	FT	Pct.	O-D-R	PF	A	TO	B	S	PTS
N8 Prairie View	-DNP-													
N14 Kennesaw State	-DNP-													
N19 Mississippi Valley State	-DNP-													
N23 Utah State	-DNP-													
N27 Jackson State	-DNP-													
D1 Loyola	-DNP-													
D5 TCU	-DNP-													
D13 Southeastern Louisiana	-DNP-													
D17 Florida A&M	-DNP-													
D19 Florida Gulf Coast	-DNP-													
D22 South Florida	-DNP-													
D23 UNLV	-DNP-													
J2 Maryland Eastern Shore	-DNP-													
J8 Kentucky	-DNP-													
J11 Ole Miss	-DNP-													
J15 Alabama	4	0-0	.000	0-0	.000	0-0	.000	0-0-0	0	0	0	0	0	0
J18 Texas A&M	-DNP-													
J22 Auburn	-DNP-													
J25 Ole Miss	8	0-2	.000	0-1	.000	0-0	.000	1-3-4	0	1	0	0	0	0
J30 Florida	-DNP-													
F1 Vanderbilt	-DNP-													
F5 Texas A&M	3	0-0	.000	0-0	.000	0-0	.000	0-1-1	0	0	1	0	0	0
F8 Kentucky	2	0-0	.000	0-0	.000	0-0	.000	1-0-1	0	0	0	0	0	0
F12 Georgia														
F15 Auburn														
F19 LSU														
F22 Arkansas														
F26 Tennessee														
M1 Missouri														
M5 Georgia														
M8 South Carolina														
M13 SECT														

Season & MSU Highs

Points

Season:

Field Goals Made

Season:

Field Goals Attempted

Season: 2, Ole Miss (1-25-14)

3-Point FG Made

Season:

3-Point FG Attempted

Season: 1, Ole Miss (1-25-14)

Free Throws Made

Season:

Free Throws Attempted

Season:

Rebounds

Season: 4, Ole Miss (1-25-14)

Assists

Season: 1, Ole Miss (1-25-14)

Blocks

Season:

Steals

Season:

Minutes

Season: 8, Ole Miss (1-25-14)

CAREER STATS FOR DE'RUNNYA WILSON

Year	GP-GS	Min/Avg	FG-FGA	Pct	3FM-3GA	Pct	FT-FTA	Pct	Rebs	PF-D	Ast	TO	Blk	Stl	Pts/Avg
2013-14	4-0	18/4.3	0-2	.000	0-1	.000	0-0	.000	6-1.5	0-0	1	1	0	0	0/0.0

13 TEVIN MOORE



Junior • Guard

6-3 • 185

Olive Branch, MS

Northwest CC

Things To Note . . .

A walk-on who has appeared in seven games, including the SEC opener at Kentucky. ... First action came against Florida A&M, where he scored 2 points. ... Had three points vs. UNLV. ... Played 5 minutes in win against Ole Miss. ... Logged a season-high 6 minutes at Alabama. ... Scored a season-high 5 points in 8 minutes at Ole Miss.

2013-14 Game-By-Game

Opponent	MIN	FG	Pct.	3FG	Pct.	FT	Pct.	O-D-R	PF	A	TO	B	S	PTS
N8 Prairie View	-DNP-													
N14 Kennesaw State	-DNP-													
N19 Mississippi Valley State	-DNP-													
N23 Utah State	-DNP-													
N27 Jackson State	-DNP-													
D1 Loyola	-DNP-													
D5 TCU	-DNP-													
D13 Southeastern Louisiana	-DNP-													
D17 Florida A&M	2	1-2	.500	0-0	.000	0-2	.000	1-0-1	0	0	0	0	0	2
D19 Florida Gulf Coast	1	0-0	.000	0-0	.000	0-0	.000	0-0-0	0	0	0	0	0	0
D22 South Florida	-DNP-													
D23 UNLV	3	1-1	1.000	0-0	.000	1-1	.000	0-0-0	0	0	0	0	0	0
J2 Maryland Eastern Shore	-DNP-													
J8 Kentucky	3	0-0	.000	0-0	.000	0-0	.000	0-0-0	0	0	0	0	0	0
J11 Ole Miss	5	0-1	.000	0-1	.000	0-0	.000	0-0-0	0	0	0	0	0	0
J15 Alabama	6	0-0	.000	0-0	.000	0-0	.000	0-0-0	0	0	1	0	0	0
J18 Texas A&M	-DNP-													
J22 Auburn	1	0-0	.000	0-0	.000	0-0	.000	0-0-0	0	0	0	0	0	0
J25 Ole Miss	8	2-3	.667	1-1	.000	0-2	.000	0-1-1	0	0	1	0	0	5
J30 Florida	-DNP-													
F1 Vanderbilt	-DNP-													
F5 Texas A&M	2	0-0	.000	0-0	.000	0-0	.000	0-0-0	0	0	0	0	0	0
F8 Kentucky	-DNP-													
F12 Georgia														
F15 Auburn														
F19 LSU														
F22 Arkansas														
F26 Tennessee														
M1 Missouri														
M5 Georgia														
M8 South Carolina														
M13 SECT														

Season & MSU Highs

Points

Season: 5, Ole Miss (1-25-14)

Field Goals Made

Season: 2, Ole Miss (1-25-14)

Field Goals Attempted

Season: 3, Ole Miss (1-25-14)

3-Point FG Made

Season: 1, Ole Miss (1-25-14)

3-Point FG Attempted

Season: 1, twice,
last vs. Ole Miss (1-25-14)

Free Throws Made

Season: 1, UNLV (12-23-13)

Free Throws Attempted

Season: 2, twice,
last vs. Ole Miss (1-25-14)

Rebounds

Season: 1, twice,
last vs. Ole Miss (1-25-14)

Assists

Season:

Blocks

Season:

Steals

Season:

Minutes

Season: 8, Ole Miss (1-25-14)

CAREER STATS FOR TEVIN MOORE

Year	GP-GS	Min/Avg	FG-FGA	Pct	3FM-3GA	Pct	FT-FTA	Pct	Rebs	PF-D	Ast	TO	Blk	Stl	Pts/Avg
2013-14	9-0	31/3.4	4-7	.571	1-2	.500	1-5	.200	2-0.2	0-0	0	2	0	0	10/1.1

15 I.J. READY



Freshman • Guard

5-11 • 170

Little Rock, AR

Parkview Magnet HS

Things To Note . . .

Started first-career game against Prairie View, registering 14 points to go along with his three steals and two assists. ... Recorded a team-high six assists against Kennesaw State. ... Missed four games after suffering a hamstring injury against Kennesaw State. ... Returned from injury against TCU and netted nine points. ... Recorded 12 points and a career-high five steals vs. Florida Gulf Coast. ... Had 10 points vs. Ole Miss. ... Missed two games due to concussion suffered at Alabama. ... Returned from injury vs. Ole Miss and scored 13 points. ... Scored 10 points and grabbed 4 rebounds in a career-high 32 minutes vs. Florida. ... Did not play vs. Kentucky due to flu-like symptoms.

2013-14 Game-By-Game

Opponent	MIN	FG	Pct.	3FG	Pct.	FT	Pct.	O-D-R	PF	A	TO	B	S	PTS
N8 Prairie View	30	6-10	.600	2-3	.667	0-0	.000	1-2-3	1	2	3	0	3	14
N14 Kennesaw State	24	0-2	.000	0-2	.000	0-0	.000	1-1-2	0	6	1	0	3	0
N19 Mississippi Valley State	-DNP-													
N23 Utah State	-DNP-													
N27 Jackson State	-DNP-													
D1 Loyola	-DNP-													
D5 TCU	23	3-8	.375	3-7	.429	0-0	.000	0-0-0	1	0	1	0	0	9
D13 Southeastern Louisiana	25	1-5	.200	0-1	.000	0-0	.000	0-2-2	3	4	3	0	1	2
D17 Florida A&M	23	3-7	.429	2-4	.500	0-0	.000	1-1-2	1	4	1	0	1	8
D19 Florida Gulf Coast	28	3-5	.600	2-2	1.000	4-4	1.000	0-0-0	0	2	2	0	5	12
D22 South Florida	28	3-7	.429	0-0	.000	2-2	1.000	0-0-0	2	7	2	0	0	8
D23 UNLV	24	0-4	.000	0-0	.000	0-0	.000	0-0-0	0	1	1	0	0	0
J2 Maryland-Eastern Shore	27	3-7	.429	1-1	1.000	0-0	.999	1-3-4	0	6	0	0	0	7
J8 Kentucky	18	0-1	.000	0-0	.000	0-0	.000	0-0-0	0	2	3	0	1	0
J11 Ole Miss	25	4-6	.667	0-1	.000	2-2	1.000	0-2-2	0	4	1	0	1	10
J15 Alabama	6	0-1	.000	0-0	.000	0-0	.000	0-1-1	0	1	1	0	0	0
J18 Texas A&M	-DNP-													
J22 Auburn	-DNP-													
J25 Ole Miss	17	5-10	.500	3-5	.600	0-0	.000	1-1-2	4	2	0	0	0	13
J30 Florida	32	5-11	.455	0-2	.000	0-0	.000	1-3-4	2	2	1	0	1	10
F1 Vanderbilt	27	2-5	.400	0-2	.000	0-0	.000	0-2-2	1	5	4	0	1	4
F5 Texas A&M	20	2-5	.400	1-2	.500	0-0	.000	0-1-1	1	1	2	0	1	5
F8 Kentucky	-DNP-													
F12 Georgia														
F15 Auburn														
F19 LSU														
F22 Arkansas														
F26 Tennessee														
M1 Missouri														
M5 Georgia														
M8 South Carolina														
M13 SECT														

Season & MSU Highs

Points

Season: 14, Prairie View (11-8-13)

Field Goals Made

Season: 6, Prairie View (11-8-13)

Field Goals Attempted

Season: 11, Florida (1-30-14)

3-Point FG Made

Season: 3, twice,
last vs. Ole Miss (1-25-14)

3-Point FG Attempted

Season: 7, TCU (12-5-13)

Free Throws Made

Season: 4, Florida Gulf Coast (12-19-13)

Free Throws Attempted

Season: 4, Florida Gulf Coast (12-19-13)

Rebounds

Season: 4, twice,
last vs. Florida (1-30-14)

Assists

Season: 7, South Florida (12-22-13)

Blocks

Season:

Steals

Season: 5, Florida Gulf Coast (12-19-13)

Minutes

Season: 32, Florida (1-30-14)

CAREER STATS FOR I.J. READY

Year	GP-GS	Min/Avg	FG-FGA	Pct	3FM-3GA	Pct	FT-FTA	Pct	Rebs	PF-D	Asst	TO	Blk	Stl	Pts/Avg
2013-14	16-14	377/23.6	40-94	.426	14-32	.438	8-8	1.000	25-1.6	16-0	49	26	0	18	102/6.4

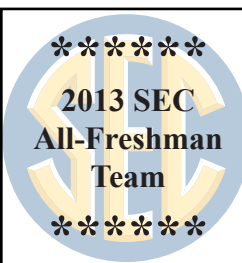
20 **GAVIN WARE**

Sophomore • Forward

6-9 • 268

Starkville, MS

Starkville High School



Things To Note . . .

Notched third-career double-double against Prairie View with 15 points and a career-high 15 rebounds. ... Shot a perfect 4-4 from the field against Kennesaw State, scoring nine points and grabbing 10 rebounds. ... Scored a career-high 23 points and had 11 rebounds against Mississippi Valley State. ... Recorded his third double-double of the season with 19 points and 10 rebounds at Utah State. ... Tallied 10 points and six rebounds vs. Florida Gulf Coast. ... Had fourth double-double of the year against South Florida and grabbed 300th-career rebound. ... Had 6th double-double of year vs. TAMU. ... Scored 500th-career point at Texas A&M. ... Shot a career-best 8-for-8 from the free throw line vs. Kentucky.

2013-14 Game-By-Game

Opponent	MIN	FG	Pct.	3FG	Pct.	FT	Pct.	O-D-R	PF	A	TO	B	S	PTS
N8 Prairie View	31	6-11	.545	0-0	.000	3-5	.600	8-7-15	1	0	4	0	1	15
N14 Kennesaw State	23	4-4	1.000	0-0	.000	1-3	.333	4-6-10	2	0	1	0	3	9
N19 Mississippi Valley State	26	8-11	.727	0-0	.000	7-11	.636	3-8-11	1	0	1	1	0	23
N23 Utah State	33	8-13	.615	0-0	.000	3-4	.750	3-7-10	3	1	1	1	2	19
N27 Jackson State	25	2-5	.400	0-0	.000	0-0	.000	2-5-7	1	0	3	2	0	4
D1 Loyola	16	0-3	.000	0-0	.000	0-2	.000	2-3-5	3	0	1	0	1	0
D5 TCU	24	4-9	.444	0-0	.000	1-1	1.000	1-5-6	4	0	3	0	0	9
D13 Southeastern Louisiana	33	4-6	.667	0-0	.000	1-3	.333	0-6-6	2	1	1	1	0	9
D17 Florida A&M	27	3-8	.375	0-0	.000	3-5	.600	0-5-5	1	0	0	1	2	9
D19 Florida Gulf Coast	18	4-5	.800	0-0	.000	2-3	.667	2-4-6	4	0	2	0	1	10
D22 South Florida	25	4-8	.500	0-0	.000	2-4	.500	3-12-15	2	0	0	0	2	10
D23 TBA	23	4-6	.667	0-0	.000	0-1	.000	1-3-4	5	1	2	0	1	8
J2 Maryland Eastern Shore	31	10-14	.714	0-0	.000	1-1	1.000	5-11-16	0	1	2	0	0	21
J8 Kentucky	24	2-6	.333	0-0	.000	0-0	.000	1-9-10	3	0	2	0	1	4
J11 Ole Miss	21	3-8	.375	0-0	.000	0-0	.000	1-8-9	4	0	0	0	0	6
J15 Alabama	23	7-8	.875	0-0	.000	4-5	.800	2-4-6	3	1	0	0	0	18
J18 Texas A&M	35	8-11	.727	0-0	.000	6-8	.750	3-7-10	0	1	1	0	2	22
J22 Auburn	10	2-2	1.000	0-0	.000	0-0	.000	0-1-1	3	0	0	0	0	4
J25 Ole Miss	18	3-5	.600	0-0	.000	3-6	.500	2-1-3	3	0	2	0	0	9
J30 Florida	22	3-6	.500	0-0	.000	0-1	.000	1-2-3	2	0	1	0	0	6
F1 Vanderbilt	30	3-5	.600	0-0	.000	3-4	.750	3-5-8	2	0	2	0	1	9
F5 Texas A&M	32	3-4	.750	0-0	.000	1-2	.500	1-6-7	3	0	2	1	1	7
F8 Kentucky	24	2-5	.400	0-0	.000	8-8	1.000	1-3-4	3	0	1	0	2	12
F12 Georgia														
F15 Auburn														
F19 LSU														
F22 Arkansas														
F26 Tennessee														
M1 Missouri														
M5 Georgia														
M8 South Carolina														
M13 SECT														

Season & MSU Highs

Points

Season: 23, MVSU (11-19-13)
 Career: 23, MVSU (11-19-13)

Field Goals Made

Season: 10, Maryland ES (1-2-14)
 Career: 10, Maryland ES (1-2-14)

Field Goals Attempted

Season: 14, Maryland ES (1-2-14)
 Career: 14, Maryland ES (1-2-14)

3-Point FG Made

Season:
 Career:

3-Point FG Attempted

Season:
 Career:

Free Throws Made

Season: 8, Kentucky (2-8-14)
 Career: 8, Kentucky (2-8-14)

Free Throws Attempted

Season: 11, MVSU (11-19-13)
 Career: 11, MVSU (11-19-13)

Rebounds

Season: 16, Maryland ES (1-2-14)
 Career: 16, Maryland ES (1-2-14)

Assists

Season: 1, multiple times,
 last vs. Alabama (1-15-14)
 Career: 2, Arkansas (1-23-13)

Blocks

Season: 2, Jackson State (11-27-13)
 Career: 5, Loyola (12-15-12)

Steals

Season: 3, Kennesaw State (11-14-13)
 Career: 3, Kennesaw State (11-14-13)

Minutes

Season: 35, Texas A&M (1-18-14)
 Career: 36, Texas A&M (1-30-13)

CAREER STATS FOR GAVIN WARE

Year	GP-GS	Min/Avg	FG-FGA	Pct	3FM-3GA	Pct	FT-FTA	Pct	Rebs	PF-D	Asst	TO	Blk	Stl	Pts/Avg
2012-13	32-27	824/25.8	110-203	.542	0-0	.000	50-89	.562	206-6.4	65-2	9	40	24	15	270/8.4
2013-14	23-23	574/25.0	97-163	.595	0-0	.000	49-77	.636	177-7.7	55-1	6	32	7	20	243/10.6
TOTALS	55-50	1398/25.4	207-366	.566	0-0	.000	99-166	.596	383-7.0	120-3	15	72	31	35	513/9.3

24 TYSON CUNNINGHAM



Senior • Guard

6-3 • 197

Columbus, MS

Columbus High School

Things To Note . . .

Tallied two assists and three steals in the season opening win against Prairie View. ... Scored four points in a season-high 20 minutes against Mississippi Valley State. ... Netted a season-high six points on a pair of three-pointers against Loyola. ... The SE Louisiana game marked the 50th for Cunningham. ... Scored four points vs. Florida A&M. ... Had 5 points vs. UNLV on 2-3 shooting and scored 100th-career point. ... Recorded 3 points in 12 minutes at Alabama. ... Scored 5 second-half points in a win vs. Auburn. ... Added 2 points and recorded 50th career assist at Ole Miss. ... Made a three-pointer in 8 minutes vs. Florida. ... Scored 3 points in 5 minutes at Texas A&M.

2013-14 Game-By-Game

Opponent	MIN	FG	Pct.	3FG	Pct.	FT	Pct.	O-D-R	PF	A	TO	B	S	PTS
N8 Prairie View	19	1-6	.167	0-2	.000	0-0	.000	0-1-1	3	2	0	0	3	2
N14 Kennesaw State	11	0-1	.000	0-1	.000	0-0	.000	0-1-1	1	0	0	0	2	0
N19 Mississippi Valley State	20	2-4	.500	0-1	.000	0-0	.000	1-0-1	3	1	0	0	0	4
N23 Utah State	7	0-0	.000	0-0	.000	0-0	.000	0-0-0	0	0	0	0	0	0
N27 Jackson State	8	0-0	.000	0-0	.000	0-0	.000	0-0-0	0	1	3	0	0	0
D1 Loyola	13	2-3	.667	2-3	.667	0-0	.000	0-0-0	0	1	1	0	1	6
D5 TCU	8	0-2	.000	0-2	.000	0-0	.000	0-0-0	1	0	2	0	1	0
D13 Southeastern Louisiana	4	1-1	1.000	0-0	.000	0-0	.000	0-0-0	0	0	0	0	0	2
D17 Florida A&M	12	1-1	1.000	0-0	.000	2-2	1.000	0-1-1	3	0	1	0	0	4
D19 Florida Gulf Coast	4	0-0	.000	0-0	.000	0-0	.000	0-0-0	0	0	1	0	0	0
D22 South Florida	1	0-0	.000	0-0	.000	0-0	.000	0-0-0	1	0	0	0	0	0
D23 UNLV	6	2-3	.667	1-2	.500	0-0	.000	0-1-1	0	0	0	0	0	5
J2 Maryland Eastern Shore	6	0-2	.000	0-1	.000	0-0	.000	0-0-0	0	0	0	0	0	0
J8 Kentucky	10	0-0	.000	0-0	.000	0-0	.000	0-1-1	0	0	0	0	1	0
J11 Ole Miss	4	0-0	.000	0-0	.000	0-0	.000	0-0-0	0	1	0	0	0	0
J15 Alabama	12	0-2	.000	0-1	.000	3-3	1.000	0-0-0	2	0	0	0	0	3
J18 Texas A&M	5	0-1	.000	0-1	.000	0-0	.000	0-0-0	1	0	0	0	0	0
J22 Auburn	5	1-1	1.000	1-1	1.000	2-3	.667	0-1-1	1	0	1	0	0	5
J25 Ole Miss	10	1-2	.500	0-0	.000	0-0	.000	0-1-1	0	1	0	0	0	2
J30 Florida	8	1-1	1.000	1-1	1.000	0-0	.000	0-0-0	0	0	0	0	0	3
F1 Vanderbilt	8	0-2	.000	0-2	.000	0-0	.000	0-1-1	0	0	0	0	0	0
F5 Texas A&M	5	1-1	1.000	1-1	1.000	0-0	.000	0-0-0	1	0	1	0	0	3
F8 Kentucky	7	0-0	.000	0-0	.000	2-2	1.000	0-0-0	1	0	1	0	0	2
F12 Georgia														
F15 Auburn														
F19 LSU														
F22 Arkansas														
F26 Tennessee														
M1 Missouri														
M5 Georgia														
M8 South Carolina														
M13 SECT														

Season & MSU Highs

Points

Season: 6, Loyola (12-1-13)
 Career: 10, Central Arkansas (12-22-12)

Field Goals Made

Season: 2, three times,
 last vs. UNLV (12-23-13)
 Career: 3, twice,
 last vs. Arkansas (1-23-13)

Field Goals Attempted

Season: 6, Prairie View (11-8-13)
 Career: 6, twice,
 last vs. Prairie View (11-8-13)

3-Point FG Made

Season: 2, Loyola (12-1-13)
 Career: 3, Arkansas (1-23-13)

3-Point FG Attempted

Season: 3, Loyola (12-1-13)
 Career: 5, Central Arkansas (12-22-12)

Free Throws Made

Season: 3, Alabama (1-15-14)
 Career: 3, Alabama (1-15-14)

Free Throws Attempted

Season: 3, twice,
 last vs. Auburn (1-22-14)
 Career: 3, twice,
 last vs. Auburn (1-22-14)

Rebounds

Season: 1, multiple times,
 last vs. Ole Miss (1-25-14)
 Career: 6, twice,
 last vs. South Carolina (3-6-13)

Assists

Season: 2, Prairie View (11-8-13)
 Career: 3, five times,
 last vs. South Carolina (3-13-13)

Blocks

Season: 1, twice,
 last vs. LSU (2-2-13)

Steals

Season: 3, Prairie View (11-8-13)
 Career: 3, twice,
 last vs. Prairie View (11-8-13)

Minutes

Season: 20, MVSU (11-19-13)
 Career: 30, twice,
 last vs. Texas (11-21-12)

CAREER STATS FOR TYSON CUNNINGHAM

Year	GP-GS	Min/Avg	FG-FGA	Pct	3FM-3GA	Pct	FT-FTA	Pct	Rebs	PF-D	Asst	TO	Blk	Stl	Pts/Avg
2011-12	10-0	14/1.4	0-11	.000	0-4	.000	0-0	.000	1-0.1	4-0	0	1	0	1	0/0.0
2012-13	32-4	662/20.7	25-68	.368	19-46	.413	8-13	.615	76-2.4	42-1	43	32	2	22	77/2.4
2013-14	23-0	193/8.4	13-33	.394	6-19	.316	9-10	.900	9-0.4	18-0	7	10	0	8	41/1.8
TOTALS	65-4	869/13.4	38-112	.339	25-69	.362	17-23	.739	86-1.3	64-1	50	43	2	31	118/1.8

25 ROQUEZ JOHNSON



Junior • Forward

6-7 • 210

Montgomery, AL

G.W. Carver High School

Things To Note . . .

Registered 11 points and seven rebounds against Prairie View. ... Scored 10 points and grabbed three rebounds against Kennesaw State. ... Recorded his first-career double-double against Loyola with 20 points and 11 rebounds. ... Drew first start of the season vs. SE Louisiana. ... Recorded 10 points and eight rebounds vs. Florida Gulf Coast. ... 10 points vs. South Florida and had 12 points at Kentucky. ... Tied career-high with 20 points vs. Ole Miss. ... Scored 18 points in a win vs. Auburn. ... Recorded 13 points and 8 rebounds at Ole Miss. ... Grabbed 8 rebounds vs. Florida. ... 10 points vs. Kentucky.

2013-14 Game-By-Game

Opponent	MIN	FG	Pct.	3FG	Pct.	FT	Pct.	O-D-R	PF	A	TO	B	S	PTS
N8 Prairie View	16	5-8	.625	0-0	.000	1-4	.250	3-4-7	3	0	4	0	0	11
N14 Kennesaw State	25	4-6	.667	0-1	.000	2-4	.500	2-1-3	2	0	0	0	0	10
N19 Mississippi Valley State	23	3-11	.273	0-1	.000	6-8	.750	3-2-5	2	2	1	0	0	12
N23 Utah State	12	1-2	.500	0-0	.000	2-3	.667	0-2-2	5	1	2	0	2	4
N27 Jackson State	25	2-3	.667	0-0	.000	7-8	.875	0-2-2	1	0	1	0	0	11
D1 Loyola	37	6-10	.600	0-1	.000	8-12	.667	4-7-11	2	2	1	0	1	20
D5 TCU	34	4-7	.571	0-0	.000	1-4	.250	2-4-6	2	0	2	0	1	9
D13 Southeastern Louisiana	10	3-6	.500	0-0	.000	0-2	.000	2-1-3	0	1	1	0	2	6
D17 Florida A&M	4	0-1	.000	0-0	.000	0-0	.000	0-2-2	0	0	0	0	0	0
D19 Florida Gulf Coast	24	4-9	.444	0-0	.000	2-4	.500	5-3-8	3	1	3	0	0	10
D22 South Florida	27	4-11	.364	0-1	.000	2-4	.500	2-0-2	5	1	1	0	1	10
D23 UNLV	27	1-6	.167	0-1	.000	4-4	1.000	1-2-3	4	1	2	0	0	8
J2 Maryland Eastern Shore	20	3-10	.300	0-0	.000	2-3	.667	6-3-9	0	0	2	0	1	8
J8 Kentucky	33	6-13	.462	0-0	.000	0-2	.000	3-1-4	4	0	3	0	1	12
J11 Ole Miss	27	7-11	.636	0-0	.000	6-12	.500	3-4-7	2	1	2	0	1	20
J15 Alabama	21	2-5	.400	0-0	.000	0-0	.000	0-1-1	3	0	2	0	1	4
J18 Texas A&M	20	3-7	.429	0-0	.000	0-1	.000	2-3-5	2	0	0	0	0	6
J22 Auburn	34	4-7	.571	0-0	.000	10-16	.625	0-3-3	0	0	0	0	0	18
J25 Ole Miss	30	5-11	.455	0-0	.000	3-5	.600	3-5-8	2	2	2	0	1	13
J30 Florida	23	2-8	.250	0-0	.000	1-2	.500	3-5-8	2	1	1	0	0	5
F1 Vanderbilt	13	0-3	.000	0-0	.000	0-0	.000	0-1-1	2	2	2	0	0	0
F5 Texas A&M	21	1-5	.200	0-0	.000	0-0	.000	2-4-6	2	1	2	0	0	2
F8 Kentucky	30	3-7	.429	0-0	.000	4-8	.500	2-2-4	1	0	2	0	0	10
F12 Georgia														
F15 Auburn														
F19 LSU														
F22 Arkansas														
F26 Tennessee														
M1 Missouri														
M5 Georgia														
M8 South Carolina														
M13 SECT														

Season & MSU Highs

Points

Season: 20, twice,
last vs. Ole Miss (1-11-14)
Career: 20, twice,
last vs. Ole Miss (1-11-14)

Field Goals Made

Season: 7, Ole Miss (1-11-14)
Career: 7, three times,
last vs. Ole Miss (1-11-14)

Field Goals Attempted

Season: 13, Kentucky (1-8-14)
Career: 13, twice,
last vs. Kentucky (1-8-14)

3-Point FG Made

Season: 1, five times,
last vs. Florida (2-9-13)
Career: 1, five times,
last vs. UNLV (12-23-13)

3-Point FG Attempted

Season: 3, North Carolina (11-19-12)
Career: 3, North Carolina (11-19-12)

Free Throws Made

Season: 10, Auburn (1-22-14)
Career: 10, Auburn (1-22-14)

Free Throws Attempted

Season: 16, Auburn (1-22-14)
Career: 16, Auburn (1-22-14)

Rebounds

Season: 11, Loyola (12-1-13)
Career: 11, Loyola (12-1-13)

Assists

Season: 2, four times,
last vs. Vanderbilt (2-1-14)
Career: 2, five times,
last vs. Vanderbilt (2-1-14)

Blocks

Season: 3, twice,
last vs. Auburn (3-9-13)
Career: 3, twice,
last vs. Auburn (3-9-13)

Steals

Season: 2, twice,
last vs. SE Louisiana (12-13-13)
Career: 6, Texas (11-21-12)

Minutes

Season: 37, Loyola (12-1-13)
Career: 37, Loyola (12-1-13)

CAREER STATS FOR ROQUEZ JOHNSON

Year	GP-GS	Min/Avg	FG-FGA	Pct	3FM-3GA	Pct	FT-FTA	Pct	Rebs	PF-D	Ast	TO	Blk	Stl	Pts/Avg
2011-12	13-0	45/3.5	0-3	.000	0-0	.000	1-6	.167	11-0.8	6-0	0	6	3	1	1/0.1
2012-13	28-8	730/26.1	77-181	.425	5-18	.278	87-146	.596	127-4.5	69-2	12	70	15	22	246/8.8
2013-14	23-1	536/23.3	73-167	.437	0-5	.000	61-106	.575	110-4.8	49-2	16	36	0	12	207/9.0
TOTALS	64-9	1311/20.5	150-351	.427	5-23	.217	149-258	.578	248-3.9	124-4	28	112	18	35	454/7.1

32 CRAIG SWORD




Sophomore • Guard

6-3 • 194

Montgomery, AL

G.W. Carver High School



Things To Note . . .

Tallied 13 points Kennesaw State. ... Recorded 10 points and four rebounds in 13 minutes against MVSU. ... 11 points at Utah State. ... Scored all 12 points vs. JSU in second half and had what proved to be game-winning shot. ... Netted 24 points in an overtime win against Loyola. ... Scored 24 points against TCU and then added 22 points vs. SE Louisiana. ... Recorded 500th point vs. South Florida. ... All 15 points vs. Ole Miss came at free throw line and had career-high 7 steals. ... 23 points vs. TAMU. ... Recorded a season-high 8 assists vs. Auburn. ... Scored 12 points vs. Florida... 10 points and 4 assists at Texas A&M. ... 12 points and 5 rebounds vs. Kentucky. ... Has scored in double-digits 18 times.

2013-14 Game-By-Game

Opponent	MIN	FG	Pct.	3FG	Pct.	FT	Pct.	O-D-R	PF	A	TO	B	S	PTS
N8 Prairie View	29	2-9	.222	0-2	.000	2-4	.500	3-2-5	2	3	6	0	0	6
N14 Kennesaw State	29	6-13	.462	1-2	.500	0-1	.000	1-2-3	3	4	3	1	1	13
N19 Mississippi Valley State	13	5-8	.625	0-1	.000	0-0	.000	1-3-4	3	1	1	0	1	10
N23 Utah State	30	5-11	.455	0-0	.000	1-3	.333	1-3-4	4	5	2	0	2	11
N27 Jackson State	26	5-10	.500	0-1	.000	2-2	1.000	2-3-5	4	2	3	2	1	12
D1 Loyola	35	8-12	.667	0-1	.000	8-10	.800	1-4-5	3	0	1	0	2	24
D5 TCU	30	9-12	.750	0-0	.000	6-11	.545	2-3-5	2	3	4	0	5	24
D13 Southeastern Louisiana	31	9-11	.818	2-2	1.000	2-6	.333	0-3-3	3	3	0	0	3	22
D17 Florida A&M	24	3-6	.500	0-1	.000	10-12	.833	0-3-3	2	3	1	0	1	16
D19 Florida Gulf Coast	35	6-8	.750	0-0	.000	5-11	.455	0-4-4	3	1	3	0	2	17
D22 South Florida	33	5-10	.500	0-1	.000	0-2	.000	1-1-2	2	1	5	0	3	10
D23 UNLV	25	8-13	.615	0-0	.000	2-4	.500	0-1-1	3	3	4	0	1	18
J2 Maryland Eastern Shore	30	1-3	.333	0-1	.000	1-4	.250	0-0-0	2	2	4	0	2	3
J8 Kentucky	24	5-12	.417	0-0	.000	9-10	.900	2-0-2	4	2	5	0	3	19
J11 Ole Miss	34	0-7	.000	0-3	.000	15-18	.833	1-4-5	2	4	3	2	7	15
J15 Alabama	29	4-8	.500	0-0	.000	4-6	.667	1-3-4	0	1	5	1	1	12
J18 Texas A&M	39	7-11	.636	1-2	.500	8-13	.615	0-6-6	2	5	3	2	1	23
J22 Auburn	26	1-6	.167	0-2	.000	4-4	1.000	2-4-6	5	8	0	1	1	6
J25 Ole Miss	22	2-7	.286	0-1	.000	0-0	.000	0-2-2	2	3	3	0	2	4
J30 Florida	29	6-12	.500	0-0	.000	0-1	.000	2-2-4	3	1	4	0	3	12
F1 Vanderbilt	25	2-10	.200	0-2	.000	0-0	.000	0-2-2	2	0	3	1	2	4
F5 Texas A&M	27	3-12	.250	2-4	.500	2-4	.500	0-3-3	1	4	2	1	1	10
F8 Kentucky	27	6-12	.500	0-1	.000	0-0	.000	2-3-5	4	1	3	0	1	12
F12 Georgia														
F15 Auburn														
F19 LSU														
F22 Arkansas														
F26 Tennessee														
M1 Missouri														
M5 Georgia														
M8 South Carolina														
M13 SECT														

Season & MSU Highs

Points

Season: 24, twice,
last vs. TCU (12-5-13)
Career: 25, LSU (2-16-13)

Field Goals Made

Season: 9, twice,
last vs. SE Louisiana (12-13-13)
Career: 9, four times,
last vs. SE Louisiana (12-13-13)

Field Goals Attempted

Season: 13, twice,
last vs. UNLV (12-23-13)
Career: 17, twice,
last vs. Tennessee (3-14-13)

3-Point FG Made

Season: 2, twice,
last vs. Texas A&M (2-5-14)
Career: 2, five times,
last vs. Texas A&M (2-5-14)

3-Point FG Attempted

Season: 4, Texas A&M (2-5-14)
Career: 7, Providence (12-1-12)

Free Throws Made

Season: 15, Ole Miss (1-11-14)
Career: 15, Ole Miss (1-11-14)

Free Throws Attempted

Season: 18, Ole Miss (1-11-14)
Career: 18, Ole Miss (1-11-14)

Rebounds

Season: 6, twice,
last vs. Auburn (1-22-14)
Career: 8, Florida (2-9-13)

Assists

Season: 8, Auburn (1-22-14)
Career: 9, Ole Miss (3-2-13)

Blocks

Season: 2, three times,
last vs. Texas A&M (1-18-14)
Career: 2, seven times,
last vs. Texas A&M (1-18-14)

Steals

Season: 7, Ole Miss (1-11-14)
Career: 7, Ole Miss (1-11-14)

Minutes

Season: 39, Texas A&M (1-18-14)
Career: 39, Texas A&M (1-18-14)

CAREER STATS FOR CRAIG SWORD

Year	GP-GS	Min/Avg	FG-FGA	Pct	3FM-3GA	Pct	FT-FTA	Pct	Rebs	PF-D	Asst	TO	Blk	Stl	Pts/Avg
2012-13	32-30	854/26.7	120-296	.405	13-67	.194	82-148	.554	92-2.9	92-8	75	127	14	55	335/10.5
2013-14	23-23	652/28.3	108-223	.484	6-27	.222	81-126	.643	83-3.6	61-1	60	68	11	46	303/13.2
TOTALS	55-53	1506/27.4	228-519	.439	19-94	.202	163-274	.595	175-3.2	153-9	135	195	25	101	638/11.6

EXHIBITION 1 — Nov. 3, 2013

Mississippi State 86
Auburn Montgomery 57

Humphrey Coliseum • 3 p.m.
Starkville, MS

Colin Borchert scored 23 points and Gavin Ware posted a double-double as Mississippi State defeated Auburn-Montgomery, 86-57.

MSU scored the game's first five points and never trailed in the contest. The Bulldogs shot 51.7 percent from the floor and used its significant height advantage to post plus-11 rebounding advantage against the Division II Warhawks.

In his MSU point guard debut, I.J. Ready had a solid start. In 22 minutes of play, Ready scored only two points but was credited with four assists and two steals, with only one turnover.

For the contest, the Bulldogs shot better than 50 percent each half and hit 42.9 percent from 3-point range. Borchert led the offensive attack with an 8-for-9 night from the field and a 5-of-6 night from the free throw line.

Ware, a sophomore from Starkville, scored 10 points and collected a game-high 12 rebounds for the double-double.

The Bulldogs used defensive pressure to key a 12-2 run early. A free throw by Ware capped the run and pushed the MSU advantage to 21-10 with 8:49 left in the half. AUM hit a couple of 3-point baskets to fight back within 12.

Leading 33-19, MSU ended the half with an 11-3 run for a 44-22 halftime advantage.

The Bulldogs continued the strong offensive play to start the second half, as the lead was quickly pushed out to 56-24 at the first media timeout of the second half.

MSU held a 42-31 rebounding advantage.

Auburn Montgomery

Player	FG	3FG	FT	RB	PF	PT	A	Min
Wade	f 2-5	0-0	2-2	2	4	6	0	21
Davis	g 1-9	1-2	1-3	1	1	4	1	20
Jones	g 0-4	0-3	1-3	5	2	0	0	20
Jackson	g 2-3	0-1	0-0	2	0	4	3	22
Howard	g 0-2	0-1	0-0	0	1	0	0	3
Murphy	6-13	0-1	0-0	8	1	12	5	31
Person	3-3	0-0	0-0	1	5	6	1	15
Washington	1-3	0-0	2-4	1	3	4	0	15
Harrell	3-6	2-4	0-0	2	4	8	1	22
Carney	3-9	2-7	0-0	0	1	8	0	14
Harris	2-6	0-0	1-2	5	2	5	0	17
TOTALS	23-63	5-19	6-11	31	24	57	11	200

Mississippi State

Player	FG	3FG	FT	RB	PF	PT	A	Min
Borchert	f 8-9	2-2	5-6	6	1	23	0	25
Ware	f 3-7	0-0	4-7	12	3	10	0	23
Thomas	g 3-7	2-5	0-0	3	2	8	0	23
Ready	g 1-3	0-0	0-0	0	0	2	4	22
Sword	g 6-10	0-1	0-0	2	0	12	2	19
Applewhite	3-4	2-3	4-4	4	1	12	3	19
Bloodman	2-6	0-2	3-4	5	3	7	5	23
Prater	0-0	0-0	0-0	0	0	0	0	6
Cunningham	1-4	0-1	2-2	2	1	4	1	18
Johnson	3-8	0-0	2-2	6	2	8	3	22
TOTALS	30-58	6-14	20-25	42	13	86	18	200

Halftime: MSU 44, AUM 22. FG%: MSU 53.6%, AUM 34.6%. 3FG%: MSU 30.0%, AUM 20.0%. FT%: MSU 91.7%, AUM 75.0%. Turnovers: MSU 15 (Ware 4), AUM 20 (Murphy 4). Blocked Shots: MSU 6 (Borchert 3), AUM 1 (Wade 1). Steals: MSU 10 (Ware 3), AUM 6 (Murphy 3). Officials: Ed Corbet, Tony Henderson, Marc Ellard. Attendance: N/A.

GAME 1 — Nov. 8, 2013

Mississippi State 71
Prairie View 56

Humphrey Coliseum • 7 p.m.
Starkville, MS

Mississippi State used a dominating inside game to beat Prairie View, 71-56.

Gavin Ware posted his third career double-double (15 points and 15 rebounds).

In his MSU debut, freshman guard I.J. Ready added 14 points, two assists and three steals in 30 minutes of work.

MSU shot 42.2 percent from the floor but was plagued by 21 turnovers. Despite the tighter restrictions on foul calling, the Bulldogs did well there, only being called for 19 personals.

Leading 62-55, the Bulldogs followed a timeout with three straight defensive turnovers and three baskets on the other end for a game-clinching 7-0 run.

MSU scored the game's first five points and held a sizeable lead throughout the contest. A layup by Johnson capped an 11-2 run and extended the lead to 18-9. Prairie View closed within five at 22-17 only to see more full-court pressure lead to a 7-1 run and a 29-18 lead for the Bulldogs.

That last spurt helped push MSU to a 38-28 lead at the intermission.

MSU extended the lead to 45-29 on an old-fashioned 3-point play by Ware. Still, the Panthers had a couple of strong offensive possessions where they beat the Bulldogs back down the court to stay in the contest.

A 3-point basket by Montrael Scott whittled the lead to 62-55 before the game-decisive run. That run included a layup by Trivante Bloodman, a 3-pointer by Ready and a layup by Colin Borchert.

MSU held a 51-27 rebounding advantage.

Prairie View

Player	FG	3FG	FT	RB	PF	PT	A	Min
Robinson	f 1-6	0-5	0-0	1	1	2	0	28
Chapman	f 2-2	0-0	1-2	3	4	5	0	21
Hagood	f 4-5	0-0	3-4	2	3	11	3	32
Brisco	g 0-6	0-5	0-0	2	1	0	0	21
Scott	g 5-12	1-3	4-6	3	3	15	1	30
Adams	0-0	0-0	0-0	0	0	0	1	7
Munks	3-12	1-6	6-8	4	2	13	1	25
Agho	2-2	0-0	1-1	3	3	5	0	16
Montgomery	2-3	1-1	0-0	5	2	5	0	10
Jenkins	0-0	0-0	0-0	0	3	0	0	6
York	0-2	0-2	0-0	0	0	0	0	4
TOTALS	19-50	3-22	15-21	27	22	56	6	200

Mississippi State

Player	FG	3FG	FT	RB	PF	PT	A	Min
Borchert	f 2-5	1-3	2-2	4	3	7	0	24
Ware	f 6-11	0-0	3-5	15	1	15	0	31
Applewhite	g 2-8	1-2	4-4	9	2	9	4	25
Ready	g 6-10	2-3	0-0	3	1	14	2	30
Sword	g 2-9	0-2	2-4	5	2	6	3	29
Bloodman	3-7	0-0	1-2	6	4	7	2	26
Cunningham	1-6	0-2	0-0	1	3	2	2	19
Johnson	5-8	0-0	1-4	7	3	11	0	16
TOTALS	27-64	4-12	13-21	51	19	71	13	200

Halftime: MSU 38, PV 28. FG%: MSU 42.2%, PV 38.0%. 3FG%: MSU 33.3%, PV 13.6%. FT%: MSU 61.9%, PV 71.4%. Turnovers: MSU 21 (Sword 6), PV 19 (Hagood 5). Blocked Shots: MSU 2 (Borchert, Applewhite 1), PV 4 (Robinson, Agho 2). Steals: MSU 8 (Cunningham, Ready 3) PV 10 (Hagood 3). Officials: Patrick Evans, Kevin Fehr, Brian Shey. Attendance: 6,853.

GAME 2 — Nov. 14, 2013

Mississippi State 78
Kennesaw State 55

Humphrey Coliseum • 7 p.m.
Starkville, MS

Mississippi State used a dominating inside game to beat Prairie View, 71-56.

Gavin Ware posted his third career double-double (15 points and 15 rebounds).

In the second half, the Bulldogs shot 53.3 percent from the floor and expanded a 35-31 halftime lead.

MSU placed five players in double figures and forced 26 turnovers.

Strong 3-point shooting allowed Kennesaw State to hold the early lead. A 3-pointer by Nigel Pruitt and follow-up basket by Yonel Brown placed the Owls on top 18-14. The Bulldogs took the lead for good at 20-19 on a free throw by Fred Thomas with 8:33 left in the contest.

A layup by Roquez Johnson ran the lead to 27-21 with 6:14 left in the half. Kennesaw State hung tough though and trailed only 35-31 at the break.

Dre Applewhite and IJ Ready sparked a quick burst to start the second half. A spinning jumper in the lane by Applewhite ran the lead to 42-33 with 16:04 left. A 10-3 run by MSU pushed the Maroon and White advantage to 52-41 with 11:07 left.

MSU took advantage of strong second-half shooting and foul trouble for Kennesaw State to push the lead to as many as 23 in the closing minutes.

Fred Thomas led MSU with 17 points, while Colin Borchert added 15 points, Craig Sword added 13 points and Trivante Bloodman added 11 points.

Kennesaw State

Player	FG	3FG	FT	RB	PF	PT	A	Min
Pruitt	f 2-8	2-8	0-0	0	1	6	2	17
Morena	f 2-3	0-0	0-0	4	5	4	0	10
Coleman	f 4-6	0-1	1-4	6	1	9	1	28
Kouassi	g 2-2	0-0	2-5	5	5	6	0	29
Brown	g 5-9	3-3	2-2	1	0	15	7	35
Love	3-11	1-4	1-2	3	3	8	2	28
Montgomery	0-1	0-1	0-0	0	0	0	0	2
Drees	2-2	0-0	1-2	4	3	5	0	23
Wozniak	0-1	0-0	2-2	2	0	2	0	9
Byers	0-1	0-0	0-0	1	0	0	1	5
Osemhen	0-2	0-0	0-0	3	5	0	1	14
TOTALS	20-44	6-17	9-17	33	23	55	14	200

Mississippi State

Player	FG	3FG	FT	RB	PF	PT	A	Min
Borchert	f 5-13	3-7	2-2	4	4	15	1	29
Ware	f 4-4	0-0	1-3	10	2	9	0	23
Thomas	g 6-14	4-8	1-4	3	3	17	3	30
Ready	g 0-2	0-2	0-0	2	0	0	6	24
Sword	g 6-13	1-2	0-1	3	3	13	4	29
Applewhite	1-3	0-1	1-2	2	2	3	1	11
Bloodman	2-3	0-0	7-9	2	1	11	0	16
Davis	0-1	0-1	0-0	0	0	0	1	2
Cunningham	0-1	0-1	0-0	1	1	0	0	11
Johnson	4-6	0-1	2-4	2	2	10	0	25
TOTALS	28-60	8-23	14-25	33	19	78	16	200

Halftime: MSU 35, KSU 31. FG%: MSU 46.7%, KSU 45.5%. 3FG%: MSU 34.8%, KSU 35.3%. FT%: MSU 56.0%, KSU 52.9%. Turnovers: MSU 12 (Sword, Applewhite 3), KSU 26 (Coleman 5). Blocked Shots: MSU 4 (Borchert 2), KSU 3 (Three players with 1). Steals: MSU 15 (Three players with 3), KSU 4 (Four players with 1). Officials: Mike Nance, Jeff Smith, John Hampton. Attendance: 6,806.

GAME 3 — Nov. 19, 2013

Mississippi State 94
Mississippi Valley State 72

Humphrey Coliseum • 7 p.m.
Starkville, MS

Gavin Ware recorded his second double-double in three games as MSU claimed a 94-72 win against Mississippi Valley State.

The Bulldogs scored a season-high 94 points and shot a season-best 52.2 percent from the field.

Through the first two games of the season, Ray has talked about the need to get more touches inside the paint for Ware, who responded with a career-high 23 points and 11 rebounds.

The Bulldogs offensive game plan worked to near perfection. MSU dished out 17 assists and only committed a season-low 11 turnovers.

Ware scored seven of his team's first 11 points as the Bulldogs quickly sprinted to an 11-4 lead. A jumper by Craig Sword ran the lead to 19-8 with 13:22 left in the first half.

Sword later scored back-to-back baskets as the lead was quickly pushed up to 30-17. The Bulldogs shot 58.8 percent from the floor in the first half and led 44-29 at the intermission.

Bloodman had eight points, five assists and four steals in 27 minutes of action. Jacoby Davis also saw his first extended playing time of the season with 13 minutes at a guard position.

In the second half, the Delta Devils (1-3) closed within nine at 52-43 with 15:14 left. The Bulldogs then used a 12-4 run to move back out of danger.

MSU would build as large as a 27 point lead.

Mississippi Valley State

Player	FG	3FG	FT	RB	PF	PT	A	Min
Ralling	f 1-5	0-1	2-2	3	2	4	0	13
Currington	f 5-6	0-0	0-1	3	4	10	0	16
Priar	f 7-16	1-4	4-4	5	3	19	4	38
Marshall	g 3-6	0-1	2-2	0	3	8	5	23
McDoonald	g 4-9	2-5	2-3	2	1	12	1	36
Vaught	0-0	0-0	0-0	2	0	0	1	5
Washington	3-7	1-1	0-0	1	0	7	0	12
Fauntleroy	0-1	0-0	0-0	0	0	0	1	5
Dobbs	1-1	0-0	2-2	0	0	4	0	4
Henry	0-0	0-0	0-0	0	1	0	0	7
Francis	4-6	0-0	0-0	4	5	8	0	23
Milshtein	0-1	0-0	0-0	2	1	0	0	5
Hurt	0-1	0-0	0-0	3	1	0	0	13
TOTALS	28-59	4-12	12-14	27	21	72	12	200

Mississippi State

Player	FG	3FG	FT	RB	PF	PT	A	Min
Borchert	f 6-13	2-5	0-0	4	2	14	4	31
Ware	f 8-11	0-0	7-11	11	1	23	0	26
Thomas	g 3-9	1-3	1-1	1	2	8	1	27
Bloodman	g 4-5	0-0	0-0	2	1	8	5	27
Sword	g 5-8	0-1	0-0	4	3	10	1	13
Applewhite	2-3	0-0	5-6	7	2	9	3	20
Davis	2-3	2-3	0-1	2	1	6	0	13
Cunningham	2-4	0-1	0-0	1	3	4	1	20
Johnson	3-11	0-1	6-8	5	2	12	2	23
TOTALS	35-67	5-14	19-27	41	17	94	17	200

Halftime: MSU 44, MVS 29. FG%: MSU 52.2%, MVS 47.5%. 3FG%: MSU 35.7%, MVS 33.3%. FT%: MSU 70.4%, MVS 85.7%. Turnovers: MSU 11 (Thomas, Applewhite 3), MVS 18 (Marshall 4). Blocked Shots: MSU 3 (Borchert 2), MVS 1 (Francis 1). Steals: MSU 10 (Bloodman 4) MVS 7 (Marshall 2). Officials: Lee Cassell, Chuck Jones, James Barker. Attendance: 6,759.

GAME 4 — Nov. 23, 2013

Utah State 87
Mississippi State 68

Dee Glen Smith Spectrum • 8 p.m.
Logan, Utah

Playing its first road game of the season was a difficult experience for Mississippi State as it dropped an 87-68 decision to Utah State.

Utah State scored five straight points to build an early 13-6 lead. MSU cut it back to 17-16 on a Gavin Ware dunk and 3-pointer from Jacoby Davis. The Aggies scored the game's next seven points and quickly led 24-16.

Utah State hit six first-half 3-point baskets early foul troubles caused a shuffling of the MSU line, as the Aggies led 41-28 at halftime.

The Bulldogs closed within nine twice and then eight at 51-43 on two free throws by Ware. Utah State followed with a 10-0 run, which was eventually halted on a 3-point basket by Dre Applewhite.

MSU got no closer than 10 the rest of the way.

For the contest, the Bulldogs hit 26 of 57 shots from the field (45.6 percent), 5 of 16 shots from 3-point range (31.3 percent) and 11 of 17 shots from the foul line (64.7 percent). The Aggies hit 28 of 54 shots from the field (51.9 percent), 11 of 23 shots from the 3-point range (47.8 percent) and 20 of 27 shots from the foul line (74.1 percent).

Utah State held a 41-23 rebounding advantage.

Ware posted his third double-double of the season with 19 points and 10 rebounds for MSU. Colin Borchert added 15 points, while Craig Sword added 11 points and Applewhite added 10 points.

Mississippi State

Player	FG	3FG	FT	RB	PF	PT	A	Min
Borchert	f 6-12	3-7	0-0	1	3	15	1	23
Ware	f 8-13	0-0	3-4	10	3	19	1	33
Thomas	g 1-5	0-2	0-1	2	2	2	2	32
Bloodman	g 1-4	0-2	0-0	0	4	2	6	19
Sword	g 5-11	0-0	1-3	4	4	11	5	30
Applewhite	3-4	1-1	3-4	4	3	10	2	23
Davis	1-6	1-4	2-2	0	2	5	0	21
Cunningham	0-0	0-0	0-0	0	0	0	0	7
Johnson	1-2	0-0	2-3	2	5	4	1	12
TOTALS	26-57	5-16	11-17	23	26	68	18	200

Utah State

Player	FG	3FG	FT	RB	PF	PT	A	Min
Butterfield	f 4-7	3-5	5-6	6	2	16	3	32
Davis, K.	f 2-5	0-0	0-0	5	3	4	1	17
Shaw	f 6-11	0-0	5-6	8	4	17	1	24
Medlin	g 7-12	4-7	3-4	2	1	21	6	32
Roland	g 2-4	1-3	0-1	1	1	5	2	22
Davis, M.	1-2	0-0	1-2	1	1	3	4	16
Clifford	1-3	1-3	0-0	0	0	3	0	6
Noma'aea	0-0	0-0	0-0	0	0	0	1	2
Berger	0-3	0-3	0-1	1	1	0	0	9
Moore	3-3	1-1	2-3	8	0	9	1	17
McGlaston	2-2	1-1	0-0	1	1	5	0	5
Stone	0-1	0-0	4-4	6	3	4	0	16
Harris	0-1	0-0	0-0	1	0	0	0	2
TOTALS	28-54	11-23	20-27	41	17	87	19	200

Halftime: US 41, MSU 28. FG%: MSU 45.6%, US 51.9%. 3FG%: MSU 31.3%, US 47.8%. FT%: MSU 64.7%, US 74.1%. Turnovers: MSU 14 (Thomas 3), US 16 (Butterfield 5). Blocked Shots: MSU 3 (Thomas 2), US 2 (Butterfield, Moore 1). Steals: MSU 8 (Three with 2) US 3 (Stone 2). Officials: Dick Cartmell, Larry Spaulding, Bob Staffen. Attendance: 10,043.

GAME 5 — Nov. 27, 2013

Mississippi State 58
Jackson State 56

Humphrey Coliseum • 1 p.m.
Starkville, MS

Mississippi State rallied to beat Jackson State, 58-56 behind 12 second-half points from Craig Sword.

Entering the contest fresh off a win over Tennessee-Martin, Jackson State scored the game's first seven points and led 28-23 at half-time. In the opening half, the Bulldogs shot a season-low 28 percent from the field. Jackson State also held a plus-five rebounding advantage at halftime.

In the second half, MSU moved the ball inside more and only took one three-point shot attempt, compared to 12 in the first half.

The Bulldogs only held two leads in the first half. In the second half, MSU gained more focus but still had trouble gaining complete control of the contest.

A dunk by Roquez Johnson gave MSU a 35-34 lead with 15:00 left in the contest. MSU eventually scored eight straight points to build a 39-34 lead on a jumper by Trivante Bloodman.

Jackson State rallied and grabbed a 44-42 lead on a layup by Julysse Nobles with 9:32 left.

MSU battled back for a 51-51 tie on a Sword tip-in with 5:31 left.

The Bulldogs took the lead for good at 57-55 on a Sword jumper with 1:21 left.

MSU held a 33-32 rebounding advantage. The Bulldogs had six assists and 19 turnovers, while the Tigers had five assists and 15 turnovers.

Playing only 26 minutes due to foul trouble, Sword led MSU with his 12 points.

Jackson State

Player	FG	3FG	FT	RB	PF	PT	A	Min
Bolden	f 0-2	0-0	0-0	3	4	15	2	10
West	f 4-6	0-0	2-2	12	2	19	0	32
Nobles	g 8-21	0-4	6-9	3	2	2	2	39
Brent	g 1-7	1-5	0-0	6	1	2	0	33
Robinson	g 2-3	0-0	0-0	2	3	11	0	16
Taylor	1-4	0-0	5-6	1	3	10	1	31
Stubbs	3-9	0-1	2-2	3	1	5	0	29
Love	0-0	0-0	0-0	0	0	0	0	2
Middleton	1-2	0-0	0-0	2	0	4	0	8
TOTALS	20-54	1-10	15-19	32	16	56	5	200

Mississippi State

Player	FG	3FG	FT	RB	PF	PT	A	Min
Borchert	f 3-6	0-2	0-0	5	4	15	0	30
Ware	f 2-5	0-0	0-0	7	1	19	0	25
Thomas	g 3-10	1-4	4-5	6	3	2	0	33
Bloodman	g 2-4	1-2	1-2	1	1	2	2	31
Sword	g 5-10	0-1	2-2	5	4	11	2	26
Applewhite	1-5	0-1	0-2	2	1	10	1	13
Davis	2-3	2-3	0-0	2	1	5	0	9
Cunningham	0-0	0-0	0-0	0	0	0	1	8
Johnson	2-3	0-0	7-8	2	1	4	0	25
TOTALS	20-46	4-13	14-19	33	16	58	6	200

Halftime: JSU 28, MSU 23. FG%: MSU 43.5%, JSU 37.0%. 3FG%: MSU 30.8%, JSU 10.0%. FT%: MSU 73.7%, JSU 78.9%. Turnovers: MSU 19 (Three players with 3), JSU 15 (Nobles 5). Blocked Shots: MSU 6 (Three players with 2), JSU 0. Steals: MSU 6 (Bloodman, Applewhite 2) JSU 8 (West 3). Officials: Ron Groover, Patrick Evans, John Healy. Attendance: 6,776.

GAME 6 — DEC. 1, 2013

Mississippi State	65
Loyola	64

Humphrey Coliseum • Noon
Starkville, MS

The dynamic duo of Craig Sword outside and Roquez Johnson inside lifted Mississippi State to a 65-64 overtime win against Loyola.

The teams were playing the "Game of Change" to commemorate the 50th anniversary of the two schools' historic meeting in the 1963 NCAA Tournament.

The contest was nip-and-tuck throughout. The score was tied 13 times and the lead changed hands 20 times. The largest lead for Loyola was seven points in the first half and the largest lead for MSU was six points in the second half.

Sword scored 24 points to lead the Bulldogs' offensive efforts. Johnson poured in a career-high 20 points.

The Bulldogs struggled out of the gates early offensively. MSU held a 9-8 lead before Loyola reeled off a 10-2 run for an 18-11 lead.

MSU battled back on top at 23-22 and at the half it was 29-all.

In the second half, Loyola led 38-33 before MSU answered with an 11-0 run. Tyson Cunningham hit back-to-back 3-point baskets to spark the run. The lead stood at 44-38 on a Sword layup with 12:10 left in the contest.

The lead went back and forth a few more times before Milton Doyle hit a 3-pointer for Loyola to tie the contest at 56 with 1:09 left.

Loyola built a four-point lead in overtime at 60-56. A dunk by Sword capped a 5-0 run as MSU grabbed a 61-60 lead. A 9-2 run by MSU ran the lead to 65-62 with 54 seconds left in the overtime.

Loyola										
Player	FG	3FG	FT	RB	PF	PT	A	Min		
King	c 1-1	0-0	0-0	1	0	2	0	6		
Crisman	g 1-5	1-2	0-0	3	1	3	5	32		
White	g 3-6	0-0	0-0	1	3	6	2	31		
Thomas	g 5-10	0-0	2-2	9	4	12	0	36		
Doyle	g 7-13	2-5	6-8	4	4	22	1	34		
Johnson	0-2	0-1	0-0	7	1	0	0	14		
Pickett	1-3	0-1	0-0	2	1	2	1	9		
Turk	3-9	2-7	2-2	3	4	10	0	33		
Dokubo	0-0	0-0	0-0	0	0	0	0	1		
Leary	2-4	1-2	2-2	3	5	7	3	27		
Nixon	0-1	0-1	0-0	0	1	0	0	2		
TOTALS	23-54	6-19	12-14	35	24	64	12	225		

Mississippi State										
Player	FG	3FG	FT	RB	PF	PT	A	Min		
Borchert	f 2-8	1-6	1-2	0	5	6	3	32		
Ware	f 0-3	0-0	0-2	5	3	0	0	16		
Thomas	g 3-8	1-4	0-2	3	3	7	0	37		
Bloodman	g 1-2	0-0	0-0	1	2	2	2	39		
Sword	g 8-12	0-1	8-10	5	3	24	0	35		
Applewhite	0-0	0-0	0-0	0	1	0	0	10		
Davis	0-1	0-1	0-0	0	0	0	2	6		
Cunningham	2-3	2-3	0-0	0	0	6	1	13		
Johnson	6-10	0-1	8-12	11	2	20	2	37		
TOTALS	22-47	4-16	17-28	27	19	65	10	225		

Halftime: MSU 29, LC 29. FG%: MSU 46.8%, LC 42.6%. 3FG%: MSU 25.0%, LC 31.6%. FT%: MSU 60.7%, LC 85.7%. Turnovers: MSU 9 (Thomas 3), LC 14 (Doyle 4). Blocked Shots: MSU 1 (Thomas 1), LC 1 (Turk 1). Steals: MSU 7 (Sword 2) LC 2 (White 2). Officials: Mike Nance, Antinio Petty, Todd Austin. Attendance: 6,010.

GAME 7 — DEC. 5, 2013

TCU	71
Mississippi State	61

Humphrey Coliseum • 6 p.m.
Starkville, MS

A late rally fell short as the Mississippi State dropped a 71-61 decision to TCU in the Big 12/SEC Challenge.

MSU managed two two-point leads early in the game. TCU took advantage of the early offensive struggles to build a comfortable lead.

TCU built a 19-8 lead, as MSU did not reach double digits scoring until 11 minutes had been played. In the opening half, MSU shot 36 percent from the field and trailed 34-22 at the intermission.

TCU stretched the lead to 18 at 45-27 with less than five minutes gone by in the second half. MSU turned up the intensity on both ends of the floor and made a run.

Still down 18 at 52-34, the Bulldogs trimmed the deficit to 10 points at 55-45 on a three-pointer by Ready. A jumper by Roquez Johnson capped a 16-4 run as MSU closed within 59-56 with 2:28 left in the contest.

The Bulldogs turned the ball over the next possession and the Horned Frogs hit 10 of 12 free throws to seal the victory.

For the contest, the Bulldogs hit 24 of 56 shots from the field (42.9 percent), 3 of 18 shots from 3-point range (16.7 percent) and 10 of 20 shots from the foul line (50.0 percent). The Horned Frogs hit 20 of 44 shots from the field (45.5 percent), 6 of 14 shots from 3-point range (42.9 percent) and 25 of 31 shots from the foul line (80.6 percent).

TCU held a 34-32 rebounding advantage. The Bulldogs had nine assists and 15 turnovers, while the Horned Frogs had seven assists and 17 turnovers.

TCU										
Player	FG	3FG	FT	RB	PF	PT	A	Min		
Parrish	f 1-6	1-4	3-4	1	3	6	0	25		
Shepherd	c 2-4	0-0	5-6	16	4	9	0	36		
Anderson	g 4-7	1-2	7-7	2	3	16	4	36		
Gore	g 0-1	0-0	0-0	1	3	0	0	7		
Ray	g 3-8	0-1	3-4	5	3	9	2	37		
Hill	7-13	3-5	3-4	3	2	20	0	24		
Williams	3-5	1-2	4-6	3	0	11	1	30		
Montigel	0-0	0-0	0-0	2	0	0	0	5		
TOTALS	20-44	6-14	25-31	34	18	71	7	200		

Mississippi State										
Player	FG	3FG	FT	RB	PF	PT	A	Min		
Borchert	f 1-4	0-3	0-0	2	4	2	2	15		
Ware	f 4-9	0-0	1-1	6	4	9	0	24		
Thomas	g 0-4	0-3	1-2	3	2	1	2	24		
Bloodman	g 1-4	0-1	0-0	1	3	2	2	25		
Sword	g 9-12	0-0	6-11	5	2	24	3	30		
Applewhite	2-5	0-1	1-2	4	3	5	0	14		
Davis	0-1	0-1	0-0	0	0	0	0	3		
Ready	3-8	3-7	0-0	0	1	9	0	23		
Cunningham	0-2	0-2	0-0	0	1	0	0	8		
Johnson	4-7	0-0	1-4	6	2	9	0	34		
TOTALS	24-56	3-18	10-20	32	22	61	9	200		

Halftime: TCU 34, MSU 22. FG%: MSU 42.9%, TCU 45.5%. 3FG%: MSU 25.0%, TCU 42.9%. FT%: MSU 50.0%, TCU 80.6%. Turnovers: MSU 15 (Sword 4), TCU 17 (Anderson 6). Blocked Shots: MSU 3 (Thomas 2), TCU 4 (Shepherd 3). Steals: MSU 10 (Sword 5), TCU 6 (Ray 3). Officials: Tony Greene, Ron Groover, Byron Jarrett. Attendance: 6,795.

GAME 8 — DEC. 13, 2013

Mississippi State	68
Southeastern Louisiana	62

BancorpSouth Arena • 7 p.m.
Tupelo, MS

Craig Sword scored 22 points on 9-of-11 shooting as Mississippi State defeated Southeastern Louisiana, 68-62.

In a nip-and-tuck battle, the Bulldogs did not take the lead for good until the closing minutes. Playing its annual in-state game away from campus, MSU (6-2) improved to 4-0 all-time in Tupelo.

The Bulldogs held the Lions to one field goal over the first seven minutes of the game and quickly sprinted to a 12-2 lead. The Lions hit a couple of 3s and quickly got back within 14-11.

A 3-pointer by Sword ran the lead back to 17-11. A basket by Trivante Bloodman ran the lead to 26-20. The Lions came back with a 10-3 run to take a 30-29 lead.

A 3-pointer by Julian Chiera placed Southeastern Louisiana on top 33-32 at halftime.

Southeastern Louisiana quickly built a 40-34 lead less than two minutes played in the second half. MSU did not take the lead for good until Sword scored six straight points for a 50-48 advantage with 13:08 left.

The Bulldogs took the lead for good on a layup by Sword at 56-54 with 7:30 left. A follow-up 3-pointer by Sword ran the lead to 60-56.

For the contest, the Bulldogs hit 25 of 46 shots from the field (54.3 percent), 3 of 8 shots from 3-point range (37.5 percent) and 15 of 28 shots from the foul line (53.6 percent). The Lions hit 25 of 63 shots from the field (39.7 percent), 6 of 24 shots from 3-point range (25.0 percent) and 6 of 8 shots from the foul line (75.0 percent).

MSU held a 34-31 rebounding advantage. The Bulldogs had 12 assists and 14 turnovers.

SELA										
Player	FG	3FG	FT	RB	PF	PT	A	Min		
Upson	f 2-4	0-0	0-0	5	4	4	1	21		
Benton	f 10-17	1-3	5-6	8	3	26	0	40		
Evans	g 0-3	0-2	0-0	0	3	0	2	12		
Filmore	g 2-8	2-7	0-0	1	3	6	6	38		
Ricard	g 3-9	1-4	1-2	4	4	8	3	28		
Hawkins	4-13	0-5	0-0	4	0	8	0	28		
Chiera	2-5	1-2	0-0	0	4	5	0	15		
Cooper	0-0	0-0	0-0	0	0	0	0	1		
Ochie	2-4	1-1	0-0	5	3	5	0	17		
TOTALS	25-63	6-24	6-8	31	24	62	12	200		

Mississippi State										
Player	FG	3FG	FT	RB	PF	PT	A	Min		
Ware	f 4-6	0-0	1-3	6	2	9	1	33		
Johnson	f 3-6	0-0	0-2	3	0	6	1	10		
Applewhite	g 1-1	0-0	4-6	1	3	6	1	23		
Ready	g 1-5	0-1	0-0	2	3	2	4	25		
Sword	g 9-11	2-2	2-6	3	3	22	3	31		
Thomas	3-10	0-1	2-2	6	1	8	0	25		
Borchert	2-5	1-4	4-4	7	3	9	0	27		
Bloodman	1-1	0-0	2-5	4	0	4	2	22		
Cunningham	1-1	0-0	0-0	0	0	2	0	4		
TOTALS	25-46	3-8	15-28	34	15	68	12	200		

Halftime: SELA 33, MSU 32. FG%: MSU 54.3%, SELA 39.7%. 3FG%: MSU 37.5%, SELA 25.0%. FT%: MSU 53.6%, SELA 75.0%. Turnovers: MSU 14 (Ready 4), SELA 12 (Benton 4). Blocked Shots: MSU 4 (Borchert 2), SELA 1 (Filmore). Steals: MSU 8 (Sword 3), SELA 6 (Evans 2). Officials: Ted Valentine, Anthony Jordan, James Breeding. Attendance: 2,035.

GAME 9 — DEC. 17, 2013

Mississippi State	78
Florida A&M	65

Humphrey Coliseum • 7 p.m.
Starkville, MS

Mississippi State has been looking for more first-half offense in men's basketball this season, and it got just that in a 78-65 victory against Florida A&M.

MSU hit 33 of 45 attempts at the free throw line while only committing 12 turnovers. The Bulldogs never trailed in the contest.

Craig Sword paced MSU with 16 points while Dre Applewhite recorded his first-career double-double with 14 points and 11 rebounds.

MSU quickly scored the game's first five points on a 3-point by Colin Borchert and a follow-up basket by Craig Sword.

The Rattlers closed within 10-9 before the Bulldogs scored the game's next four points on two free throws by Trivante Bloodman and a layup by Sword.

MSU held Florida A&M scoreless for a stretch better than four minutes as the Bulldogs built the lead to 25-13.

The Bulldogs pushed the lead to 36-20 on a Sword layup with 1:50 left in the half.

In the opening half, the Bulldogs converted 52 percent of their shots from the field.

For MSU, 42 points was the second most points in a first half this season. The halftime advantage was the season's largest.

MSU scored the first nine points of the second half and forced five turnovers over the first four minutes.

Florida A&M

Player	FG	3FG	FT	RB	PF	PT	A	Min
King	c 0-1	0-0	0-0	3	4	0	1	10
Kellum	g 2-5	0-0	2-2	9	4	6	0	15
Adams	g 2-9	2-5	0-0	5	3	6	2	22
Lewis	g 1-7	0-2	0-0	0	1	2	0	17
Bullard	g 6-9	1-1	1-2	4	3	14	4	28
Rozier	3-7	2-3	0-0	4	4	8	1	16
Spiller	1-4	1-3	3-6	0	3	6	2	14
Nelson	2-6	2-5	0-0	0	0	6	0	13
Crawford	2-7	0-0	0-0	1	1	4	0	8
Abdul-Ale	0-2	0-0	0-0	1	3	0	1	10
Bradshaw	4-8	0-2	1-2	5	0	9	0	15
Davis	2-5	0-0	0-0	3	3	4	1	18
Odi	0-3	0-0	0-0	7	0	0	0	14
TOTALS	25-73	8-21	7-12	48	29	65	12	200

Mississippi State

Player	FG	3FG	FT	RB	PF	PT	A	Min
Borchert	f 3-7	2-4	2-2	6	1	10	1	29
Ware	f 3-8	0-0	3-5	5	1	9	0	27
Applewhite	g 3-4	1-2	7-11	11	2	14	1	27
Ready	g 3-7	2-4	0-0	2	1	8	4	23
Sword	g 3-6	0-1	10-12	3	2	16	3	24
Thomas	2-11	0-6	1-2	6	1	5	3	26
Bloodman	1-3	0-0	8-9	3	1	10	1	21
Davis	0-1	0-1	0-0	0	0	0	0	5
Moore	1-2	0-0	0-2	1	0	2	0	2
Cunningham	1-1	0-0	2-2	1	3	4	0	12
Johnson	0-1	0-0	0-0	2	0	0	0	4
TOTALS	20-51	5-18	33-45	40	12	78	13	200

Halftime: MSU 42, FAMU 27. FG%: MSU 39.2%, FAMU 34.2%. 3FG%: MSU 27.8%, FAMU 38.1%. FT%: MSU 73.3%, FAMU 58.3%. Turnovers: MSU 12 (Applewhite 4), FAMU 15 (Adams, Spiller 3). Blocked Shots: MSU 5 (Borchert 3), FAMU 4 (Odi 4). Steals: MSU 12 (Applewhite 3), FAMU 8 (Spiller 2). Officials: Lee Cassell, James Barker, Patrick Evans. Attendance: 5,803.

GAME 10 — DEC. 19, 2013

Mississippi State	66
Florida Gulf Coast	53

Humphrey Coliseum • 8 p.m.
Starkville, MS

Craig Sword scored 17 points and was one of five Mississippi State players in double figures MSU beat Florida Gulf Coast, 66-53.

FGCU held only one lead in the contest, at 8-7 with better than five minutes gone by in the first half. MSU quickly regrouped for a 14-10 lead on a layup by Gavin Ware.

The Bulldogs were already establishing a dominant game inside. Ware and Roquez Johnson combined for 20 points and 14 rebounds.

MSU built a six-point lead at 21-15 on two free throws by Craig Sword with 8:02 left in the half.

The Bulldogs forced 14 first-half turnovers and led 32-24 at halftime.

MSU built its first double-digit lead on a layup by Sword to start the second half. The lead was later extended to 12 at 40-28 with 14:52 left.

Florida Gulf Coast then made one last rally, closing within six points at both 40-34 and 42-36.

MSU stopped the run with an old-fashioned 3-point play from Trivante Bloodman and a critical defensive rebound on the game's next possession.

The lead was stretched back to 12 on a tip-in from Johnson at 53-41 with 7:31 left. From there, the Maroon and White cruised to the victory.

Florida Gulf Coast

Player	FG	3FG	FT	RB	PF	PT	A	Min
Fieler	f 3-5	0-1	5-9	4	3	11	1	29
Hicks	c 2-2	0-0	0-0	4	5	4	0	18
Comer	g 7-13	1-3	0-2	1	2	15	3	33
Thompson	g 4-10	2-7	0-0	3	3	10	1	31
Jones	g 4-10	0-2	1-2	9	3	9	0	28
Shoon	0-0	0-0	0-0	0	0	0	0	2
Cvjeticanin	0-4	0-4	2-2	2	1	2	1	30
Boyle	0-1	0-1	0-0	1	0	0	0	4
Blake	0-0	0-0	0-0	3	0	0	0	11
Graf	1-1	0-0	0-0	1	4	2	0	14
TOTALS	21-46	3-18	8-15	30	21	53	6	200

Mississippi State

Player	FG	3FG	FT	RB	PF	PT	A	Min
Borchert	f 1-7	0-3	0-0	6	3	2	1	29
Ware	f 4-5	0-0	2-3	5	4	10	0	18
Applewhite	g 0-4	0-1	0-1	11	3	0	2	14
Ready	g 3-5	2-2	4-4	2	0	12	2	28
Sword	g 6-8	0-0	5-11	3	3	17	1	35
Thomas	3-9	3-8	1-2	6	1	10	0	31
Bloodman	2-3	0-0	1-1	3	1	5	1	16
Moore	0-0	0-0	0-0	1	0	0	0	1
Cunningham	0-0	0-0	0-0	1	0	0	0	4
Johnson	4-9	0-0	2-4	2	3	10	1	24
TOTALS	23-50	5-14	15-26	33	18	66	8	200

Halftime: MSU 32, FAMU 24. FG%: MSU 34.6%, FAMU 45.7%. 3FG%: MSU 35.7%, FAMU 16.7%. FT%: MSU 57.7%, FAMU 53.3%. Turnovers: MSU 17 (Borchert 4), FAMU 21 (Jones 7). Blocked Shots: MSU 0, FAMU 3 (3 players with 1). Steals: MSU 15 (Ready 5), FAMU 6 (Comer and Jones 2). Officials: Mike Nance, Jim Burr, Jeffrey Anderson. Attendance: 5,902.

GAME 11 — DEC. 22, 2013

Mississippi State	71
South Florida	66

New Orleans Arena • 7 p.m.
Las Vegas

Mississippi State held its own against a massive, physical front line from South Florida, winning 71-77, sparked by Gavin Ware's fourth double-double of the season.

The inside dominance started with Ware, who had 10 points and matched a career high with 15 rebounds. Roquez Johnson also gave his fellow big man some relief and hit a pair of baskets during an 8-2 run in the second half.

MSU dropped behind 12-5 four minutes into the contest. The Bulldogs pulled even at 14 and things were nip-and-tuck until Fred Thomas sparked a mini-rally and helped the Maroon and White out to a 31-22 advantage — the game's largest for either time.

South Florida hit a 3-point basket as the half expired, cutting the deficit to 38-35.

In the second half, USF battled back for its only lead at 45-44. That lead was quickly erased when Colin Borchert was fouled on a 3-point shot attempt and hit all three free throws. A layup by Johnson ran the lead to 58-52 before USF battled back for one final tie at 58.

From there, the Bulldogs regrouped and a critical steal by Trivante Bloodman helped swing the game for good.

Mississippi State

Player	FG	3FG	FT	RB	PF	PT	A	Min
Applewhite	g 2-3	0-0	2-3	1	2	6	0	18
Borchert	f 2-7	1-5	6-8	5	3	11	1	27
Ready	g 3-7	0-0	2-2	0	2	8	7	28
Ware	f 4-8	0-0	2-4	15	2	10	0	25
Sword	g 5-10	0-1	0-2	2	2	10	1	33
Thomas	4-8	4-7	2-2	2	0	14	2	28
Bloodman	1-1	0-0	0-0	1	0	2	0	14
Cunningham	0-0	0-0	0-0	0	1	0	0	1
Johnson	4-11	0-1	2-4	2	5	10	1	27
TOTALS	25-55	5-14	16-25	32	17	71	12	200

South Florida

Player	FG	3FG	FT	RB	PF	PT	A	Min
Brock	f 3-7	0-1	2-4	3	0	8	1	25
Rudd	f 7-15	3-7	0-1	11	4	17	3	36
Allen	g 3-8	2-4	8-8	3	5	16	4	39
Egbunu	g 1-2	0-0	0-0	1	1	2	0	27
Perry	g 6-10	0-0	2-2	9	4	14	2	26
Abdul-Aleem	0-0	0-0	0-0	0	0	0	0	1
Leday	0-2	0-1	0-0	1	2	0	0	4
McClendon	1-3	0-1	0-0	0	2	2	1	19
Hawkins	3-5	1-1	0-0	2	1	7	0	24
TOTALS	24-52	6-15	12-15	31	19	66	11	200

Halftime: MSU 38, USF 35. FG%: MSU 45.5.0%, USF 46.2%. 3FG%: MSU 35.7%, USF 40.0%. FT%: MSU 64.0%, USF 80.0%. Turnovers: MSU 13 (Sword 5), USF 18 (Brock 5). Blocked Shots: MSU 1 (Borchert), USF 4 (Rudd 2). Steals: MSU 10 (Sword 3), USF 3 (Allen 2). Officials: Rod Dixon, Marques Pettigrew, Pat Boeh. Attendance: 1,530.

GAME 12 — DEC. 23, 2013

UNLV	82
Mississippi State	66

New Orleans Arena • 9:30 p.m.
Las Vegas

A blistering first-half shooting performance by UNLV did in the Mississippi State men's basketball in the championship game as the Rebels claimed an 82-66 win to claim the Las Vegas Classic.

The Bulldogs played hard and led in several statistical categories but could not mount a serious comeback in the second half.

The loss snapped a four-game winning streak for MSU, which built an early 10-5 lead on two Dre Applewhite free throws and a Fred Thomas dunk. UNLV received for a 13-12 lead and stretched its advantage to 21-14 on an 8-0 run.

By then, UNLV was beginning to heat up in long-range. Deville Smith hit three 3-point baskets as the Rebels hit 9-of-13 from 3-point range in the first half alone. Conversely, MSU did not hit a 3-point basket in the first half.

After a basket by Gavin Ware, UNLV reeled off an 8-0 run for a 29-16 advantage. The Bulldogs went better than five minutes between field goals during the run.

UNLV shot 52 percent from the field in the first half and led 42-24 at the intermission.

The Bulldogs continued to play with heart in the second half, closing within 12 on two different occasions. A couple of dunks highlighted an 8-0 run in the later stages of the half as the lead grew past 20.

For the contest, the Bulldogs hit 28-of-59 shots from the field, including a 1-of-11 mark from 3-point range.

Mississippi State

Player	FG	3FG	FT	RB	PF	PT	A	Min
Applewhite	g 0-1	0-0	2-2	3	5	2	1	16
Borchert	f 6-12	0-4	0-0	6	1	12	1	29
Ready	g 0-4	0-0	0-0	0	0	0	1	24
Ware	g 4-6	0-0	0-1	4	5	8	1	23
Sword	g 8-13	0-0	2-4	1	3	18	3	25
Thomas	3-9	0-4	0-0	4	1	6	1	29
Bloodman	3-4	0-0	0-0	3	3	6	0	15
Davis	0-0	0-0	0-0	0	0	0	0	3
Moore	1-1	0-0	1-1	0	0	3	0	3
Cunningham	2-3	1-2	0-0	1	0	5	0	6
Johnson	1-6	0-1	4-4	3	4	6	1	27
TOTALS	28-59	1-11	9-12	30	22	66	9	200

UNLV

Player	FG	3FG	FT	RB	PF	PT	A	Min
Smith	f 4-10	0-1	4-4	12	1	12	0	34
Birch	f 3-5	0-0	5-6	8	4	11	1	23
Olekaibe	f 4-8	4-8	5-6	2	4	17	2	25
D.Jones	g 4-10	1-3	0-0	0	0	9	1	22
Smith	g 0-1	0-0	1-2	0	0	1	1	10
Wood	3-7	1-4	0-0	2	4	7	1	17
Lopez-Sosa	0-1	0-0	2-2	3	3	2	1	7
Rushman	1-1	0-0	0-0	0	0	2	0	1
Kendrick	2-6	2-4	0-0	5	1	6	4	31
Smith	5-10	3-6	2-4	1	0	15	5	30
TOTALS	26-59	11-26	19-24	39	17	82	16	200

Halftime: UNLV 42, MSU 24. FG%: MSU 47.5%, UNLV 44.1%. 3FG%: MSU 9.1%, UNLV 42.3%. FT%: MSU 75.0%, UNLV 79.2%. Turnovers: MSU 14 (Sword 4), UNLV 19 (Five players with 3). Blocked Shots: MSU 2 (Borchert 2), UNLV 5 (Birch 3). Steals: MSU 9 (Borchert, Thomas 2), UNLV 3 (Birch, De-Jean-Jones, Lopez-Sosa 1). Officials: Jeff Malham, Marques Pettigrew, Jon Stigliano. Attendance: 3,618.

GAME 13 — JAN. 2, 2014

Mississippi State	77
Maryland Eastern Shore	63

Humphrey Coliseum • 7 p.m.
Starkville, MS

Mississippi State closed out the non-conference portion of its schedule by posting a 77-63 win against Maryland Eastern Shore.

Gavin Ware posted his fifth double-double this season and seventh overall with 21 points and a career-high 16 rebounds. Borchert led the offensive efforts with a career-high 22 points. Fred Thomas was also in double figures with 10 points.

Both teams struggled offensively early as UMES held its only lead of the contest at 10-8 with more than eight minutes played. The Bulldogs answered with a 12-2 run to take a 20-12 lead on a layup by Ware with 5:50 left.

The Bulldogs stretched the first-half lead to as many as 10 and led 29-20 at the intermission.

In the first half, MSU held a plus-eight rebounding advantage and only committed three fouls. MSU only shot 39.4 percent from the field but took advantage of its size and offensive productivity to build the lead.

In the second half, a 9-0 run by MSU stretched the lead to 45-27. A 3-point basket by Thomas capped that run with 14:48 left in the contest.

The Bulldogs led by 19 a couple of minutes later. UMES cut the lead to 10 with seven straight points and later got within nine twice after a flurry of late 3-point baskets.

MSU held a 43-29 rebounding advantage.

Maryland Eastern Shore

Player	FG	3FG	FT	RB	PF	PT	A	Min
Snyder	f 3-5	0-2	0-0	7	2	6	0	26
Ezeiru	f 1-3	0-0	0-0	5	1	2	0	16
Bell	g 1-7	0-0	0-0	2	2	2	2	24
Smith	g 7-16	1-4	0-0	1	1	15	6	40
Jones	g 6-18	4-12	2-2	2	2	18	5	37
Pitt	3-4	0-0	0-0	3	2	6	1	14
Blackmon	0-2	0-1	0-0	2	0	0	0	5
Walker	4-6	3-4	0-0	0	1	11	1	14
Randall	1-2	0-0	1-2	5	2	3	0	23
Guillaume	0-0	0-0	0-0	0	0	0	0	1
TOTALS	26-63	8-29	3-4	29	13	63	15	200

Mississippi State

Player	FG	3FG	FT	RB	PF	PT	A	Min
Borchert	f 7-12	2-4	6-6	5	0	22	5	29
Ware	f 10-14	0-0	1-1	16	0	21	1	31
Thomas	g 4-10	2-5	0-0	3	2	10	2	35
Ready	g 3-7	1-1	0-0	4	0	7	6	27
Sword	g 1-3	0-1	1-4	0	2	3	2	30
Bloodman	0-1	0-0	3-4	1	1	3	1	13
Davis	1-3	1-3	0-0	1	2	3	1	9
Cunningham	0-2	0-1	0-0	0	0	0	0	6
Johnson	3-10	0-0	2-3	9	0	8	0	20
TOTALS	29-63	6-15	13-18	43	7	77	18	200

Halftime: MSU 29, UMES 20. FG%: MSU 46.8%, UMES 41.3%. 3FG%: MSU 40.0%, UMES 27.6%. FT%: MSU 72.2%, UMES 75.0%. Turnovers: MSU 13 (Sword 4), UMES 11 (Snyder, Jones 3). Blocked Shots: MSU 3 (Thomas 2), UMES 1 (Randall). Steals: MSU 7 (Borchert, Sword 2), UMES 6 (Synder 2). Officials: John Hampton, Ron Groover, Ed Corbett. Attendance: 5,708.

GAME 14 — JAN. 8, 2014

No. 14 Kentucky	85
Mississippi State	63

Rupp Arena • 7 p.m.
Lexington, KY

Mississippi State played one of its best first halves of the season but it was not enough to lift the Bulldogs past No. 14 Kentucky, which claimed an 85-63 win.

MSU scored the game's first five points and quickly built a 12-2 lead with less than five minutes played. Overplaying the passing lanes and forcing turnovers, the Bulldogs played spirited.

Kentucky was still down 10 at 18-8 before fighting back with 14-2 run for its first lead at 22-20 on two free throws by Dominique Hawkins with 7:25 left in the half.

Not deterred, the Bulldogs quickly fought back and took a six point lead by scoring six points on one possession. Roquez Johnson dunked and drew a flagrant foul. Playing for Johnson, Colin Borchert hit both free throws. Jacoby Davis followed with a layup for a 34-28 lead with 3:12 left in the half.

Trivante Bloodman scored as the half expired to push the MSU advantage to 40-37 at half-time.

In the second half, MSU trailed 54-51 with 13:11 left to play after a basket by Johnson. The Bulldogs then missed seven straight shots from the field as the Wildcats seized control with a game-changing 20-2 run.

Craig Sword led MSU with 19 points, while Bloodman had 13 points and Johnson had 12 points. Ware pulled down 10 rebounds in 24 minutes of action.

Mississippi State

Player	FG	3FG	FT	RB	PF	PT	A	Min
Borchert	f 2-7	2-5	6-6	3	5	8	1	20
Ware	f 2-6	0-0	1-1	10	3	4	0	24
Thomas	g 1-8	1-4	0-0	1	2	3	2	29
Ready	g 0-1	0-0	0-0	0	0	0	2	18
Sword	g 5-12	0-0	9-10	2	4	19	2	24
Bloodman	5-6	0-0	3-4	1	2	13	2	25
Davis	2-4	1-2	0-0	1	2	4	3	14
Moore	0-0	0-0	0-0	0	0	0	0	3
Cunningham	0-0	0-0	0-0	1	0	0	0	10
Johnson	6-13	0-0	0-2	4	4	12	0	33
TOTALS	23-57	3-11	14-18	28	22	63	12	200

Kentucky

Player	FG	3FG	FT	RB	PF	PT	A	Min
C-Stein	f 5-6	0-0	2-5	4	2	12	1	25
Randle	f 3-7	0-1	2-4	14	3	8	1	21
Young	g 8-18	3-10	7-9	10	2	26	5	35
Harrison	g 1-5	0-3	3-5	2	4	5	3	23
Harrison	g 2-7	1-3	3-4	2	2	8	2	30
Lee	1-2	0-0	0-0	0	0	2	1	5
Polson	0-0	0-0	0-0	0	0	0	0	2
Hood	0-0	0-0	0-0	0	0	0	1	2
Poythress	5-6	0-0	2-2	4	2	12	2	22
Floreal	0-0	0-0	0-0	0	0	0	0	1
Hawkins	1-5	0-2	2-2	2	3	4	2	23
Willis	0-1	0-1	0-0	1	0	0	0	3
Johnson	4-4	0-0	0-2	1	1	8	0	8
TOTALS	30-61	4-20	21-33	44	19	85	18	200

Halftime: MSU 40, UK 37. FG%: MSU 40.4%, UK 49.2%. 3FG%: MSU 27.3%, UK 20.0%. FT%: MSU 77.8%, UK 63.6%. Turnovers: MSU 15 (Sword 5), UK 12 (Harrison 4). Blocked Shots: MSU 0, UK 7 (Poythress, 3). Steals: MSU 8 (Sword 3), UK 5 (Young, Harrison 2). Officials: Pat Adams, Mike Nance, Doug Simons. Attendance: 23,638.

GAME 15 — JAN. 11, 2014

Mississippi State	76
Ole Miss	72

Humphrey Coliseum • 3 p.m.
Starkville, Miss.

In the latest installment of the Mississippi State-Ole Miss rivalry, the Bulldogs erased a five-point deficit late to claim a 76-72 win.

The Bulldogs built an 11-point lead early in the second half before the Rebels rallied to go up 5. But it was free throws that made the difference.

MSU hit 28-of-42 free throw attempts and while Craig Sword was blanked from the field, he scored 15 points on a 15-of-18 night at the line.

MSU grabbed its first lead at 15-12 on a Colin Borchert 3-pointer. Borchert had 11 of his 14 points in the first half.

MSU ran the lead to seven at 33-26 and later led by nine on two occasions in the first half. A steal and layup by Ready as the half expired gave MSU a 43-36 lead.

In the second half, a tiring Bulldog squad finally gave up the lead on a 12-0 run by the Rebels. For Ole Miss, a layup by Derrick Millinghaus gave his squad a 58-54 lead with 9:57 left.

The Bulldogs rallied with Ready calling a team huddle and his team down 66-61.

MSU took the lead for good with seven straight points, including a game-tying jumper by Ready and two free throws by Roquez Johnson with 2:59 left.

Ole Miss held its last lead at 69-68. Two free throws by Sword turned things around for good with 2:26 left in the contest.

Ole Miss		FG	3FG	FT	RB	PF	PT	A	Min
Player									
Jones	f	2-7	0-1	0-0	9	5	4	0	21
Cox	c	0-0	0-0	1-2	2	1	1	0	10
Millinghaus	g	5-17	3-10	2-2	7	3	15	4	37
White	g	6-11	3-6	1-2	4	2	16	3	31
Summers	g	7-15	3-7	6-6	4	3	23	2	31
Newby		1-2	0-1	0-0	4	2	2	1	12
Saiz		2-4	0-0	0-0	7	3	4	0	17
Perez		2-8	1-4	0-0	6	4	5	1	21
Coleby		1-5	0-0	0-0	1	1	2	0	17
Joesaar		0-0	0-0	0-0	1	0	0	0	3
TOTALS		26-69	10-29	10-12	47	24	72	11	200

Mississippi State		FG	3FG	FT	RB	PF	PT	A	Min
Player									
Borchert	f	5-11	3-6	1-2	5	2	14	1	30
Ware	f	3-8	0-0	0-0	9	4	6	0	21
Thomas	g	2-9	1-7	1-2	2	4	6	3	26
Ready	g	4-6	0-1	2-2	2	0	10	4	25
Sword	g	0-7	0-3	15-18	5	2	15	4	24
Bloodman		1-3	0-2	3-6	2	1	5	3	21
Davis		0-2	0-1	0-0	1	0	0	0	7
Moore		0-1	0-1	0-0	0	0	0	0	5
Cunningham		0-0	0-0	0-0	0	0	0	1	4
Johnson		7-11	0-0	6-12	7	2	26	1	27
TOTALS		22-58	4-21	28-42	37	13	76	17	200

Halftime: MSU 43, UM 36. FG%: MSU 37.9%, UM 37.7%. 3FG%: MSU 19.0%, UM 34.5%. FT%: MSU 66.7%, UM 83.3%. Turnovers: MSU 9 (Sword 3), UM 16 (Summers 4). Blocked Shots: MSU 6 (Borchert 3), UM 4 (Four players with 1). Steals: MSU 11 (Sword 7), UM 6 (White 3). Officials: Doug Shows, Ed Fehr, Tony Henderson. Attendance: 8,841.

GAME 16 — JAN. 15, 2014

Alabama	80
Mississippi State	61

Coleman Coliseum • 7 p.m.
Tuscaloosa, Ala.

Mississippi State struggled out the gates and failed to recover, dropping an 80-61 decision to Alabama.

The Bulldogs scored the game's opening basket and did not lead again. Alabama quickly built a 12-5 lead as Rodney Cooper scored five points over the space of three possessions.

MSU battled back to a 12-9 deficit on a layup by Colin Borchert. The Bulldogs then closed within one before a 14-5 run by the Crimson Tide ran the lead to 29-19 with 5:32 left before halftime.

A dangerous trend was being developed as the Bulldogs were struggling on the defensive end. Alabama hit 13-of-27 shots in the first half for 48.1 percent shooting. The late push towards the half sent the Crimson Tide to a 38-26 advantage at the break.

The Bulldogs closed within 10 on three different occasions early in the second half before a 20-7 run by the hosts put the contest out of reach.

For Alabama, Trevor Releford continued his string play against MSU, by scoring a game-high 28 points. Releford hit 10-of-13 shots, including 6-of-9 shots from 3-point land.

Alabama also received 12 points from Shannon Hale, 11 points from Retin Obasohan and 10 points from Cooper.

Gavin Ware led MSU with 18 points, while Sword had 12 points.

Mississippi State		FG	3FG	FT	RB	PF	PT	A	Min
Player									
Borchert	f	3-10	0-3	1-2	6	4	7	2	30
Ware	f	7-8	0-0	4-5	6	3	18	1	23
Thomas	g	3-8	2-4	0-0	3	1	8	0	31
Ready	g	0-1	0-0	0-0	1	0	0	1	6
Sword	g	4-8	0-0	4-6	4	0	12	1	29
Bloodman		2-5	0-0	2-2	3	2	6	5	30
Davis		1-3	1-2	0-0	0	2	3	1	8
Wilson		0-0	0-0	0-0	0	0	0	0	4
Moore		0-0	0-0	0-0	0	0	0	0	6
Cunningham		0-2	0-1	3-3	0	2	3	0	12
Johnson		2-5	0-0	0-0	1	3	4	0	21
TOTALS		22-50	3-10	14-18	28	17	61	11	200

Alabama		FG	3FG	FT	RB	PF	PT	A	Min
Player									
Hale	f	5-9	1-3	1-2	3	1	12	1	33
Releford	f	10-13	6-9	2-2	4	2	28	4	32
Engstrom	c	1-2	0-0	0-0	3	4	2	1	12
Randolph	g	2-6	0-2	2-3	4	1	6	2	28
Obasohan	g	4-10	0-3	3-7	4	1	11	2	32
Key		0-1	0-1	0-0	1	0	0	1	8
Taylor		0-0	0-0	0-0	3	5	0	1	9
Jacobs		4-6	0-0	0-0	2	1	8	1	16
Cooper		3-8	2-2	2-2	4	3	10	3	28
Wilson		0-1	0-0	0-0	1	0	0	1	1
Slaughter		1-1	1-1	0-0	0	0	3	0	1
TOTALS		22-58	4-21	28-42	37	13	76	17	200

Halftime: UA 38, MSU 26. FG%: MSU 44.0%, UA 52.6%. 3FG%: MSU 30.0%, UA 40.0%. FT%: MSU 77.8%, UA 62.5%. Turnovers: MSU 14 (Sword 5), UA 11 (Hale, Obasohan 3). Blocked Shots: MSU 2 (Thomas, Sword), UA 6 (Obasohan 4). Steals: MSU 3 (Thomas, Sword, Johnson), UA 7 (Obasohan 3). Officials: Lee Cassell, CJ Washington, Michael Stephens. Attendance: 10,112.

GAME 17 — JAN. 18, 2014

Mississippi State	81
Texas A&M	72

Humphrey Coliseum • 12:30 p.m.
Starkville, Miss.

Mississippi State sophomore forward Gavin Ware scored eight of his team-high 22 points in overtime as Mississippi State rallied past Texas A&M, 81-72.

For a second-straight Saturday, MSU staged a dramatic rally. A week ago, MSU rallied from down six points late to knock off Ole Miss, 76-72. Saturday, Texas A&M held a 52-42 lead with 12:19 left in the contest.

Ware dominated in the extra stanza as he posted his sixth double-double of the season with an 8-for-11 night from the field. He also had a team-high 10 rebounds. Sword led the team with 23 points. Also in double figures were Colin Borchert with 14 points and Fred Thomas with 13 points.

Texas A&M scored the game's first six points and held the upper hand for most of the first half.

The Bulldogs struggled early against the Aggies' tenacious defensive unit and worked hard to get the offense on track. The Bulldogs were down 15-7 midway through the half.

MSU reeled off a 10-1 run to grab a 27-26 lead on a Fred Thomas 3-point basket with 1:32 left in the half. MSU held that lead at half-time.

In the second half, the Aggies went long distance to build the 52-42 lead. The Bulldogs were back within five at 57-52. Finally, MSU broke through and took the lead at 64-63 with 1:55 left on two Borchert free throws. Defensively, MSU held Texas A&M to an off-balanced 3-point shot attempt as regulation time expired.

Texas A&M		FG	3FG	FT	RB	PF	PT	A	Min
Player									
Roberson	f	3-6	0-1	2-2	5	5	8	0	22
Jones	c	8-11	2-3	6-7	4	4	24	3	35
Green	g	0-6	0-2	0-2	3	2	0	0	31
Harris	g	2-6	1-4	0-1	1	2	5	4	27
Caruso	g	4-7	2-3	2-2	6	5	12	4	37
Smith		0-1	0-0	0-0	2	2	0	1	17
Miller		0-0	0-0	1-2	4	3	1	2	11
McDonald		0-0	0-0	0-0	0	0	0	0	1
Fitzgerald		7-15	3-6	3-4	4	3	20	0	32
Space		1-4	0-2	0-1	1	0	2	0	6
Johns		0-0	0-0	0-0	0	1	0	0	6
TOTALS		25-56	8-20	14-21	33	27	72	13	225

Mississippi State		FG	3FG	FT	RB	PF	PT	A	Min
Player									
Borchert	f	4-9	0-2	6-9	5	3	14	4	35
Ware	f	8-11	0-0	6-8	10	0	22	1	35
Thomas	g	6-10	1-2	0-1	5	3	13	2	41
Bloodman	g	1-3	1-1	0-0	3	4	3	3	30
Sword	g	7-11	1-2	8-13	6	2	23	5	39
Davis		0-3	0-2	0-0	1	1	0	1	20
Cunningham		0-1	0-1	0-0	0	1	0	0	5
Johnson		3-7	0-0	0-1	5	2	6	0	20
TOTALS		29-55	3-10	20-32	38	16	81	16	225

Halftime: MSU 27, TAMU 26. FG%: MSU 52.7%, TAMU 44.6%. 3FG%: MSU 30.0%, TAMU 40.0%. FT%: MSU 62.5%, TAMU 66.7%. Turnovers: MSU 14 (Borchert 5), TAMU 15 (Three players with 3). Blocked Shots: MSU 4 (Borchert 2, Sword 2), TAMU 0. Steals: MSU 11 (Thomas, Bloodman 3), TAMU 5 (Harris 3). Officials: Ron Groover, John Hampton, Brian Shey. Attendance: 7,073.

GAME 18 — JAN. 22, 2014

Mississippi State	82
Auburn	74

Humphrey Coliseum • 7 p.m.
Starkville, Miss.

Mississippi State won its third-straight SEC home game with an 82-74 win against Auburn.

The Bulldogs again struggled out the gate. Down 15-6, MSU righted the ship and began to plug away. The Bulldogs were within five on two free throws by Roquez Johnson. Johnson followed with an old-fashioned 3-point play.

MSU finally grabbed the lead on a 3-point basket by Colin Borchert, placing the Maroon and White on top 25-23. The Bulldogs scored the final six points of the half, including a steal and dunk by Sword as the half expired, creating a 34-25 lead.

In the opening half, the Bulldogs shot 48.1 percent from the floor and end the half on a 20-4 run.

The Bulldogs ran the lead to double digits for the first time at 40-30 with 15:31 left in the contest. The lead pushed to 10 again at 51-41 with 10:23 left in the contest.

Auburn battled back with an 8-0 run. However, the Tigers never took a second-half lead. In the game's final half, the Bulldogs outscored the Tigers 18-0 off the bench.

The Bulldogs led 59-58 when Tyson Cunningham entered and gave the team a spark. Cunningham hit two free throws and on the following possession hit a back-breaking 3-point basket. The former Columbus High standout then drew a charge, capping a game-changing minute of play.

The Bulldogs stretched the lead at the free throw line, as they hit 31-of-43 shots from the foul line, including a 10-of-16 night from Johnson.

Auburn										
Player	FG	3FG	FT	RB	PF	PT	A	Min		
Payne	f 5-10	0-1	2-2	10	4	12	1	37		
Tatum	c 6-10	0-0	0-0	13	4	12	1	31		
Harrell	g 9-17	4-8	2-2	4	4	24	2	38		
Denson	g 3-9	1-5	2-2	2	2	9	2	31		
Deen	g 5-9	1-4	6-7	0	4	17	2	29		
Wade	0-2	0-2	0-0	0	2	0	0	8		
Thompson	0-1	0-1	0-0	0	1	0	2	6		
Canada	0-0	0-0	0-0	0	5	0	1	12		
Atewe	0-0	0-0	0-0	1	4	0	0	8		
TOTALS	28-58	6-21	12-13	32	30	74	11	200		

Mississippi State										
Player	FG	3FG	FT	RB	PF	PT	A	Min		
Borchert	f 6-12	3-7	2-4	4	2	17	0	34		
Ware	f 2-2	0-0	0-0	1	3	4	0	10		
Thomas	g 3-7	1-5	7-8	3	3	14	2	36		
Bloodman	g 3-4	1-1	6-8	3	0	13	5	35		
Sword	g 1-6	0-2	4-4	6	5	6	8	26		
Davis	2-5	1-2	0-0	0	1	5	1	19		
Moore	0-0	0-0	0-0	0	0	0	0	1		
Cunningham	1-1	1-1	2-3	1	1	5	0	5		
Johnson	4-7	0-0	10-16	3	0	18	0	34		
TOTALS	22-44	7-18	31-43	27	15	82	16	200		

Halftime: MSU 34, AU 25. FG%: MSU 50.0%, AU 48.3%. 3FG%: MSU 38.9%, AU 28.6%. FT%: MSU 72.1%, AU 92.3%. Turnovers: MSU 9 (Bloodman 4), AU 13 (Payne, Harrell 4). Blocked Shots: MSU 6 (Thomas 3), AU 3 (Tatum 2). Steals: MSU 3 (Thomas, Bloodman, Sword), AU 6 (Harrell 2). Officials: Doug Shows, James Breeding, Rick Hartzell. Attendance: 7754.

GAME 19 — JAN. 25, 2014

Ole Miss	82
Mississippi State	63

Tad Smith Coliseum • 3 p.m.
Oxford, Miss.

Mississippi State's two-game winning streak ended with an 82-63 loss at Ole Miss.

The homestanding Rebels built a double-digit lead late in the first half and led from start to finish to earn the season split.

The Bulldogs had another struggle out the gate, falling down 8-2 quickly. Ole Miss stretched the lead to 15-7 on a jumper by Aaron Jones.

Ole Miss built a double digit lead before Roquez Johnson had the deficit back to nine at 34-25 on a layup for MSU. The Bulldogs appeared ready to make a push but failed to convert on the front end of three different one-plus-one attempts to end the half.

Ole Miss led 38-27 at the intermission.

MSU turned the ball over on three of four possessions to start the second half and the lead quickly sprinted to 21 thanks to a 15-5 run. Ray played many reserves in the second half, and strong play by Tevin Moore and DeRunya Wilson sparked an 8-0 run as the Bulldogs made one last rally.

The Bulldogs closed within 12 but got no closer.

For the contest, the Bulldogs hit 24 of 59 shots from the field (40.7 percent), 9 of 20 shots from 3-point range (45.0 percent) and 6 of 14 shots from the foul line (42.9 percent).

Mississippi State

Player	FG	3FG	FT	RB	PF	PT	A	Min
Borchert	f 2-5	2-4	0-0	4	3	6	2	24
Ware	f 3-5	0-0	3-6	3	3	9	0	18
Thomas	g 3-8	3-6	0-0	1	2	9	2	29
Bloodman	g 1-4	0-1	0-1	2	0	2	4	29
Sword	g 2-7	0-1	0-0	2	2	4	3	22
Davis	0-2	0-1	0-0	0	0	0	1	5
Wilson	0-2	0-1	0-0	4	0	0	1	8
Moore	2-3	1-1	0-2	1	0	5	0	8
Ready	5-10	3-5	0-0	2	4	13	2	17
Cunningham	1-2	0-0	0-0	1	0	2	1	10
Johnson	5-11	0-0	3-5	8	2	13	2	30
TOTALS	24-59	9-20	6-14	32	16	63	18	200

Ole Miss

Player	FG	3FG	FT	RB	PF	PT	A	Min
Saiz	f 2-6	0-0	2-2	11	2	6	3	27
Jones	f 3-7	0-0	2-2	10	2	8	0	25
White	g 4-9	1-2	2-2	4	2	11	1	24
Henderson	g 7-17	2-12	3-3	1	2	19	4	34
Summers	g 6-11	2-2	5-5	1	4	19	2	27
Newby	0-0	0-0	0-0	0	0	0	0	2
Millinghaus	2-5	0-2	0-2	2	1	4	2	14
Cox	1-2	0-0	0-0	1	0	2	0	5
Peeper	0-0	0-0	0-0	0	0	0	0	0+
Perez	3-4	2-3	1-2	7	1	9	0	30
Coleby	1-2	0-0	0-0	1	0	2	0	9
Joesaar	0-0	0-0	2-2	0	1	2	0	3
TOTALS	29-63	7-21	17-20	43	15	82	12	200

Halftime: UM 38, MSU 27. FG%: MSU 40.7%, UM 46.0%. 3FG%: MSU 45.0%, UM 33.3%. FT%: MSU 42.9%, UM 85.0%. Turnovers: MSU 11 (Sword 3), UM 9 (Summers 3). Blocked Shots: MSU 2 (Borchert, Thomas 1), UM 8 (Saiz 3). Steals: MSU 6 (Borchert 3), UM 6 (Henderson 4). Officials: Pat Adams, Roger Ayers, Doug Simons. Attendance: 8,843.

GAME 20 — JAN. 30, 2014

No. 3 Florida	62
Mississippi State	51

Humphrey Coliseum • 6 p.m.
Starkville, Miss.

Mississippi State battled No. 3 Florida on even terms for a majority of the game but dropped a 62-51 decision.

Florida scored the game's first four points and led until Roquez Johnson scored to tie the contest at 7-all. The Bulldogs grabbed their first lead at 14-13 on a Colin Borchert 3-point basket with 13:30 left in the half.

Turning up the defensive pressure, Florida broke at 16-16 tie with seven straight points. Casey Prather and Kasey Hill scored back-to-back baskets for a 23-16 advantage.

Down nine at 27-18, the Bulldogs held the Gators scoreless over the final 5:28 of the half. I.J. Ready hit a basket to cap an 8-0 run as the half ended with the home team down 27-26.

MSU held Florida to 37 percent shooting in the opening half. On their offensive end, the Bulldogs did not help their own cause by missing five of six shots in the lane from close range.

In the second half, Gavin Ware scored back-to-back possessions to give the Bulldogs brief leads at 28-27 and 30-29.

After Borchert brought the Bulldogs within 33-32, the Gators took control by scoring nine straight points. Florida established an inside presence with Patric Young giving his team a spark near the basket.

Florida built the lead to 13 at 55-42 with 6:05 remaining. MSU closed within nine twice the rest of the way but could not maintain a serious threat.

Florida

Player	FG	3FG	FT	RB	PF	PT	A	Min
Yeguette	f 0-1	0-0	1-4	4	0	1	1	20
Prather	f 7-8	0-0	2-7	7	0	16	0	31
Young	c 6-11	0-0	0-0	8	2	12	1	22
Wilbekin	g 2-9	1-4	3-4	2	2	8	8	36
Frazier	g 3-9	3-9	0-0	2	4	9	0	29
Hill	3-4	0-1	1-2	3	1	7	3	24
Smith	3-9	2-5	0-0	9	2	8	1	29
Walker	0-1	0-1	0-0	1	1	0	0	6
Kurtz	0-0	0-0	1-2	2	0	1	0	3
TOTALS	24-52	6-20	8-19	38	12	62	14	200

Mississippi State

Player	FG	3FG	FT	RB	PF	PT	A	Min
Borchert	f 6-12	3-7	0-0	7	1	15	0	35
Ware	f 3-6	0-0	0-1	3	2	6	0	22
Thomas	g 0-2	0-2	0-0	0	2	0	2	17
Ready	g 5-11	0-2	0-0	4	2	10	2	32
Sword	g 6-12	0-0	0-1	4	3	12	1	29
Bloodman	0-0	0-0	0-2	1	2	0	1	23
Davis	0-2	0-2	0-0	0	2	0	0	11
Cunningham	1-1	1-1	0-0	0	0	3	0	8
Johnson	2-8	0-0	1-2	8	2	5	1	23
TOTALS	23-54	4-14	1-6	30	16	51	7	200

Halftime: UF 27, MSU 26. FG%: MSU 42.6%, FL 46.2%. 3FG%: MSU 28.6%, FL 30.0%. FT%: MSU 16.7%, FL 42.1%. Turnovers: MSU 12 (Sword 4), FL 9 (Prather, Wilbekin 3). Blocked Shots: MSU 0, FL 4 (Young, 3). Steals: MSU 4 (Sword 3), FL 7 (Wilbekin, Frazier, Smith 2). Officials: Mike Nance, John Hampton, Michael Stephens. Attendance: 7,989.

GAME 21 — FEB. 1, 2014

Vanderbilt	55
Mississippi State	49

Memorial Gym • 4 p.m.
Nashville, Tenn.

Mississippi State's best effort on the road in SEC play wasn't enough as Vanderbilt won, 55-49.

The Bulldogs started strong from 3-point range and quickly built an 8-2 lead. Fred Thomas scored his team's first 10 points and MSU held a 10-9 lead with 12:15 left in the opening half.

The lead switched hands before Vanderbilt reeled off a 10-2 run. The Commodores grabbed a 22-16 lead with two free throws by Rod Odom with 5:22 left in the half.

Colin Borchert hit a 3-point basket to bring the Bulldogs within 22-21. Vanderbilt answered with a 3-pointer by Kyle Fuller for a 25-21 halftime lead.

Vanderbilt scored 16 first half points off MSU turnovers.

Vanderbilt extended the halftime lead to 34-21 with nine straight points to start the second half. Jacoby Davis finally snapped an eight-game scoring drought for the Bulldogs with a 3-point basket. The Bulldogs closed within 40-36 after scoring seven straight points.

The Bulldogs closed within four points on three other occasions down the stretch but could not reclaim a lead.

For the contest, the Bulldogs hit 19 of 47 shots from the field (40.4 percent), 7 of 20 shots from 3-point range (35.0 percent) and 4 of 6 shots from the foul line (66.7 percent). The Commodores hit 21 of 47 shots from the field (44.7 percent), 6 of 25 shots from the 3-point range (24.0 percent) and 7 of 12 shots from the foul line (58.3 percent).

MSU held a 29-28 rebounding advantage. The Bulldogs had 12 assists and 18 turnovers.

Mississippi State

Player	FG	3FG	FT	RB	PF	PT	A	Min
Borchert	f 2-6	1-5	0-0	5	4	5	1	37
Ware	f 3-5	0-0	3-4	8	2	9	0	30
Thomas	g 6-10	3-4	1-2	1	0	16	2	32
Ready	g 2-5	0-2	0-0	2	1	4	5	27
Sword	g 2-10	0-2	0-0	2	2	4	0	25
Bloodman	2-2	1-1	0-0	2	1	5	1	16
Davis	2-4	2-4	0-0	2	1	6	1	12
Cunningham	0-2	0-2	0-0	1	0	0	0	8
Johnson	0-3	0-0	0-0	1	2	0	2	13
TOTALS	19-47	7-20	4-6	29	13	49	12	200

Vanderbilt

Player	FG	3FG	FT	RB	PF	PT	A	Min
Odom	f 6-13	4-10	2-3	6	2	18	1	39
Siakam	f 1-2	0-1	0-0	7	2	2	1	31
Jones	c 6-6	0-0	1-2	3	3	13	0	27
Fuller	g 5-13	1-4	3-4	6	0	14	5	40
Parker	g 2-9	0-6	1-3	4	1	5	4	40
Kornet	1-3	1-3	0-0	0	0	3	2	17
Moats	0-1	0-1	0-0	0	0	0	0	6
TOTALS	21-47	6-25	7-12	28	8	55	13	200

Halftime: VU 25, MSU 21. FG%: MSU 40.0%, VU 44.7%. 3FG%: MSU 35.0%, VU 24.0%. FT%: MSU 66.7%, VU 58.3%. Turnovers: MSU 18 (Ready 4), VU 14 (Fuller 6). Blocked Shots: MSU 2 (Thomas, Sword 1), VU 4 (Odom, Siakam, Jones, Kornet 1). Steals: MSU 6 (Sword 2), VU 9 (Odom, Kornet 3). Officials: Anthony Jordan, Mike Kitts, John Heatly. Attendance: 9,170.

GAME 22 — FEB. 5, 2014

Texas A&M	72
Mississippi State	52

Reed Arena • 8 p.m.
College Station, Texas

Mississippi State lost its fourth-straight game, dropping a 72-52 decision at Texas A&M.

After battling Vanderbilt to the wire in its last road contest, MSU was unable to keep this contest in doubt late. The teams were tied at 26 at halftime. Texas A&M shot 69 percent from the field in the second half.

The Bulldogs grabbed an 11-8 lead with 13:12 left in the first half after a 3-point basket by Trivante Bloodman. Texas A&M reeled off six straight points for a 16-13 lead. The Aggies ran the lead to six at 22-16.

For MSU, a 3-pointer by Craig Sword and follow-up basket by I.J. Ready to end the half created the tie.

Two free throws by Fred Thomas brought MSU within 36-35. The Bulldogs then went better than 11 minutes without a field goal.

For the contest, the Bulldogs hit 18 of 48 shots from the field (37.5 percent), 8 of 19 shots from 3-point range (42.1 percent) and 8 of 11 shots from the foul line (72.7 percent). The Aggies hit 29 of 57 shots from the field (50.9 percent), 6 of 18 shots from 3-point range (33.3 percent) and 8 of 17 shots from the foul line (47.1 percent).

MSU held a 33-32 rebounding advantage. The Bulldogs had 12 assists and 17 turnovers, while the Aggies had 22 assists and six turnovers.

Mississippi State

Player	FG	3FG	FT	RB	PF	PT	A	Min
Thomas	g 2-7	1-5	5-5	4	1	10	3	30
Borchert	f 3-9	1-3	0-0	7	5	7	0	24
Ready	g 2-5	1-2	0-0	1	1	5	1	20
Ware	f 3-4	0-0	1-2	7	3	7	0	32
Sword	g 3-12	2-4	2-4	3	1	10	4	27
Bloodman	2-4	1-3	0-0	1	1	5	2	23
Davis	1-1	1-1	0-0	1	1	3	1	13
Wilson	0-0	0-0	0-0	1	0	0	0	3
Moore	0-0	0-0	0-0	0	0	0	0	2
Cunningham	1-1	1-1	0-0	0	1	3	0	5
Johnson	1-5	0-0	0-0	6	2	2	1	21
TOTALS	18-48	8-19	8-11	33	16	52	12	200

Texas A&M

Player	FG	3FG	FT	RB	PF	PT	A	Min
Smith	r 4-9	0-3	2-4	1	0	10	3	29
Green	g 3-3	1-1	0-0	5	1	7	5	28
Robertson	f 7-9	0-0	0-2	6	3	14	1	25
Caruso	g 1-3	0-2	2-4	3	3	4	10	31
Jones	f 7-14	4-8	2-2	7	1	20	1	32
Miller	2-2	0-0	1-2	1	1	5	0	4
McDonald	0-0	0-0	0-0	0	1	0	0	9
Harris	1-3	0-2	0-0	1	0	2	0	12
Fitzgerald	3-9	1-2	0-1	1	0	7	1	13
Space	0-0	0-0	1-2	1	0	1	0	4
Dobbins	0-1	0-0	0-0	0	0	0	1	1
Johns	1-4	0-0	0-0	5	4	2	0	12
TOTALS	29-57	6-18	8-17	32	14	72	22	200

Halftime: MSU 26, A&M 26. FG%: MSU 37.5%, A&M 50.9%. 3FG%: MSU 42.1%, A&M 33.3%. FT%: MSU 72.7%, A&M 47.1%. Turnovers: MSU 17 (Borchert 3), A&M 6 (Jones 3). Blocked Shots: MSU 4 (Thomas 2), A&M 2 (Caruso, Fitzgerald, 1). Steals: MSU 4 (Borchert, Ready, Ware, Sword, 1), A&M 7 (Green, 2). Officials: Pat Adams, Antinio Petty, Leslie Jones. Attendance: 4,626.

GAME 23 — FEB. 8, 2014

No. 18 Kentucky	69
Mississippi State	59

Humphrey Coliseum • 12:30 p.m.
Starkville, Miss.

Mississippi State placed four players in double figures and turned in a superb defensive effort. However, that was not enough to take down No. 18 Kentucky as the Wildcats claimed a 69-59 win.

Kentucky scored the game's first six points. MSU answered with an 11-3 run. A dunk by Craig Sword placed the Bulldogs on top, 11-9. The Bulldogs later ran the lead to 17-13 on a pair of free throws by Gavin Ware.

The teams were last tied at 19, before Kentucky ended the half with a 13-4 run. The Bulldogs had an eight-minute stretch with only one made field goal. By the time that stretch ended, Kentucky led 32-23 at halftime.

A layup by Sword brought the Bulldogs within 32-26 less than a minute into the second half. MSU would not get any closer the rest of the way.

Kentucky built the lead to a game-largest 12-point advantage at 51-39 on two James Young free throws with 10:37 left in the contest. The Bulldogs were down 12 two more times, before Ware hit two free throws to bring the deficit to 57-50 with 7:03 left in the contest.

For the contest, the Bulldogs hit 18 of 47 shots from the field (38.3 percent), 1 of 8 shots from 3-point range (12.5 percent) and 22 of 28 shots from the foul line (78.6 percent). The Wildcats hit 27 of 60 shots from the field (45.0 percent), 3 of 18 shots from 3-point range (16.7 percent) and 12 of 18 shots from the foul line (66.7 percent).

UK held a 38-33 rebounding advantage.

Kentucky

Player	FG	3FG	FT	RB	PF	PT	A	Min
Randle	f 8-13	0-0	0-3	7	4	16	1	34
Johnson	c 3-3	0-0	3-3	8	1	9	0	21
Young	g 3-8	1-4	4-4	1	4	11	0	20
Harrison	g 4-15	1-6	0-1	6	0	9	6	36
Harrison	g 2-3	0-1	1-1	3	5	5	3	15
Polson	1-6	0-3	0-1	3	4	2	1	30
Hood	1-4	1-3	0-0	2	0	3	0	13
C-Stein	4-4	0-0	0-0	2	2	8	1	15
Poythress	1-4	0-1	4-5	4	1	6	0	15
Willis	0-0	0-0	0-0	0	0	0	0	1
TOTALS	27-60	3-18	12-18	38	21	69	12	200

Mississippi State

Player	FG	3FG	FT	RB	PF	PT	A	Min
Borchert	f 2-6	1-3	0-0	5	5	5	1	23
Ware	f 2-5	0-0	8-8	4	3	12	0	24
Thomas	g 2-9	0-3	2-4	4	1	6	1	32
Bloodman	g 3-6	0-0	6-6	1	1	12	3	32
Sword	g 6-12	0-1	0-0	5	4	12	1	27
Davis	0-2	0-1	0-0	7	2	0	1	23
Wilson	0-0	0-0	0-0	1	0	0	0	2
Cunningham	0-0	0-0	2-2	0	1	2	0	7
Johnson	3-7	0-0	4-8	4	1	10	0	30
TOTALS	18-47	1-8	22-28	33	18	59	7	200

Halftime: UK 32, MSU 23. FG%: MSU 38.3%, UK 45.0%. 3FG%: MSU 12.5%, UK 16.7%. FT%: MSU 78.6%, UK 66.7%. Turnovers: MSU 13 (Sword 3), UK 9 (Randle 4). Blocked Shots: MSU 1 (Thomas 1), UK 5 (Randle, Johnson, Harrison, C-Stein, Poythress, 1). Steals: MSU 3 (Ware 2), UK 7 (Harrison, Polson, 2). Officials: Doug Shows, Tony Henderson, Glenn Tuitt. Attendance: 8,417.

2013-14 Mississippi State Basketball
Mississippi State Combined Team Statistics (as of Feb 08, 2014)
All games

RECORD:	OVERALL	HOME	AWAY	NEUTRAL
ALL GAMES	13-10	11-3	0-6	2-1
CONFERENCE	3-7	3-2	0-5	0-0
NON-CONFERENCE	10-3	8-1	0-1	2-1

#	Player	gp-gs	min	avg	Total		3-Point		F-Throw		Rebounds								a	to	blk	stl	pts	avg
					fg-fga	fg%	3fg-fga	3fg%	ft-fga	ft%	off	def	tot	avg	pf	dq								
32	Craig Sword	23-22	652	28.3	108-223	.484	6-27	.222	81-126	.643	22	61	83	3.6	61	1	60	68	11	46	303	13.2		
20	Gavin Ware	23-22	574	25.0	97-163	.595	0-0	.000	49-77	.636	49	128	177	7.7	55	1	6	32	7	20	243	10.6		
03	Colin Borchert	23-21	646	28.1	81-198	.409	32-102	.314	35-45	.778	19	86	105	4.6	70	4	32	46	25	20	229	10.0		
25	Roquez Johnson	23-1	536	23.3	73-167	.437	0-5	.000	61-106	.575	48	62	110	4.8	49	2	16	36	0	12	207	9.0		
01	Fred Thomas	22-16	661	30.0	63-185	.341	29-97	.299	29-45	.644	5	61	66	3.0	38	0	35	32	20	22	184	8.4		
15	I.J. Ready	16-13	377	23.6	40-94	.426	14-32	.438	8-8	1.000	6	19	25	1.6	16	0	49	26	0	18	102	6.4		
04	Trivante Bloodman	23-9	547	23.8	42-79	.532	5-14	.357	43-61	.705	13	32	45	2.0	37	0	53	29	0	23	132	5.7		
02	Dre Applewhite	12-6	213	17.8	17-41	.415	3-9	.333	29-43	.674	20	27	47	3.9	29	1	16	20	1	10	66	5.5		
11	Jacoby Davis	19-0	203	10.7	14-47	.298	11-35	.314	2-3	.667	5	13	18	0.9	18	0	14	8	0	5	41	2.2		
24	Tyson Cunningham	23-0	193	8.4	13-33	.394	6-19	.316	9-10	.900	1	8	9	0.4	18	0	7	10	0	8	41	1.8		
13	Tevin Moore	9-0	31	3.4	4-7	.571	1-2	.500	1-5	.200	1	1	2	0.2	0	0	0	2	0	0	10	1.1		
12	De'Runnya Wilson	4-0	17	4.3	0-2	.000	0-1	.000	0-0	.000	2	4	6	1.5	0	0	1	1	0	0	0	0.0		
Team											32	42	74				6							
Total.....		23	4650		552-1239	.446	107-343	.312	347-529	.656	223	544	767	33.3	391	9	289	316	64	184	1558	67.7		
Opponents.....		23	4650		574-1295	.443	145-467	.310	282-402	.701	239	566	805	35.0	452	-	290	335	76	137	1575	68.5		

TEAM STATISTICS	MS	OPP	Date	Opponent	Score	Att.
SCORING	1558	1575	11-08-13	PRAIRIE VIEW	w 71-56	6853
Points per game	67.7	68.5	11-14-13	KENNESAW STATE	w 78-55	6806
Scoring margin	-0.7	-	11-19-13	MISS. VALLEY STATE	w 94-72	6759
FIELD GOALS-ATT	552-1239	574-1295	11-23-13	at Utah State	L 68-87	10043
Field goal pct	.446	.443	11-27-13	JACKSON STATE	w 58-56	6776
3 POINT FG-ATT	107-343	145-467	12-01-13	LOYOLA CHICAGO	Wot 65-64	6010
3-point FG pct	.312	.310	12-05-13	TCU	L 61-71	6795
3-pt FG made per game	4.7	6.3	12-13-13	vs SE Louisiana	w 68-62	2035
FREE THROWS-ATT	347-529	282-402	12-17-13	FLORIDA A&M	w 78-65	5803
Free throw pct	.656	.701	12-19-13	FLORIDA GULF COAST	w 66-53	5902
F-Throws made per game	15.1	12.3	12-22-13	vs USF	w 71-66	1530
REBOUNDS	767	805	12-23-13	vs UNLV	L 66-82	3618
Rebounds per game	33.3	35.0	01-02-14	MD EASTERN SHORE	w 77-63	5708
Rebounding margin	-1.7	-	* 01-08-14	at Kentucky	L 63-85	23638
ASSISTS	289	290	* 01-11-14	OLE MISS	w 76-72	8841
Assists per game	12.6	12.6	* 01-15-14	at Alabama	L 61-80	10112
TURNOVERS	316	335	* 01-18-14	TEXAS A&M	Wot 81-72	7073
Turnovers per game	13.7	14.6	* 01-22-14	AUBURN	w 82-74	7754
Turnover margin	+0.8	-	* 01-25-14	at Ole Miss	L 63-82	8843
Assist/turnover ratio	0.9	0.9	* 01-30-14	FLORIDA	L 51-62	7989
STEALS	184	137	* 02-01-14	at Vanderbilt	L 49-55	9170
Steals per game	8.0	6.0	* 02-05-14	at Texas A&M	L 52-72	4626
BLOCKS	64	76	* 02-08-14	KENTUCKY	L 59-69	8417
Blocks per game	2.8	3.3				
ATTENDANCE	97486	73615				
Home games-Avg/Game	14-6963	6-11072				
Neutral site-Avg/Game	-	3-2394				

* - Conference game

Score by Periods	1st	2nd	OT	Totals
Mississippi State	709	826	23	1558
Opponents	711	851	13	1575

2013-14 Mississippi State Basketball
Mississippi State Combined Team Statistics (as of Feb 08, 2014)
Conference games

RECORD:	OVERALL	HOME	AWAY	NEUTRAL
ALL GAMES	3-7	3-2	0-5	0-0
CONFERENCE	3-7	3-2	0-5	0-0
NON-CONFERENCE	0-0	0-0	0-0	0-0

#	Player	gp-gs	min	avg	Total		3-Point		F-Throw		Rebounds				pf	dq	a	to	blk	stl	pts	avg
					fg-fga	fg%	3fg-fga	3fg%	ft-fa	ft%	off	def	tot	avg								
32	Craig Sword	10-9	282	28.2	36-97	.371	3-15	.200	42-56	.750	10	29	39	3.9	25	1	29	31	8	22	117	11.7
03	Colin Borchert	10-9	292	29.2	35-87	.402	16-45	.356	12-19	.632	7	44	51	5.1	34	3	12	18	8	6	98	9.8
20	Gavin Ware	10-9	239	23.9	36-60	.600	0-0	.000	25-34	.735	15	46	61	6.1	26	0	2	11	1	7	97	9.7
25	Roquez Johnson	10-0	252	25.2	33-77	.429	0-0	.000	24-46	.522	18	29	47	4.7	20	0	7	16	0	4	90	9.0
01	Fred Thomas	10-9	304	30.4	28-78	.359	13-42	.310	16-22	.727	1	23	24	2.4	17	0	19	13	10	6	85	8.5
04	Trivante Bloodman	10-4	263	26.3	20-37	.541	4-9	.444	20-29	.690	4	15	19	1.9	14	0	29	16	0	7	64	6.4
15	I.J. Ready	7-5	145	20.7	18-39	.462	4-12	.333	2-2	1.000	2	10	12	1.7	8	0	17	12	0	5	42	6.0
11	Jacoby Davis	10-0	132	13.2	8-28	.286	5-18	.278	0-0	.000	3	10	13	1.3	12	0	10	8	0	1	21	2.1
24	Tyson Cunningham	10-0	74	7.4	4-10	.400	3-7	.429	7-8	.875	0	4	4	0.4	6	0	2	3	0	1	18	1.8
13	Tevin Moore	6-0	25	4.2	2-4	.500	1-2	.500	0-2	.000	0	1	1	0.2	0	0	0	2	0	0	5	0.8
12	De'Runnya Wilson	4-0	17	4.3	0-2	.000	0-1	.000	0-0	.000	2	4	6	1.5	0	0	1	1	0	0	0	0.0
Team											15	23	38				1					
Total.....		10	2025		220-519	.424	49-151	.325	148-218	.679	77	238	315	31.5	162	4	128	132	27	59	637	63.7
Opponents.....		10	2025		269-580	.464	66-217	.304	119-181	.657	104	264	368	36.8	188	-	143	114	43	65	723	72.3

TEAM STATISTICS	MS	OPP	Date	Opponent	Score	Att.
SCORING	637	723	* 01-08-14	at Kentucky	L 63-85	23638
Points per game	63.7	72.3	* 01-11-14	OLE MISS	W 76-72	8841
Scoring margin	-8.6	-	* 01-15-14	at Alabama	L 61-80	10112
FIELD GOALS-ATT	220-519	269-580	* 01-18-14	TEXAS A&M	Wot 81-72	7073
Field goal pct	.424	.464	* 01-22-14	AUBURN	W 82-74	7754
3 POINT FG-ATT	49-151	66-217	* 01-25-14	at Ole Miss	L 63-82	8843
3-point FG pct	.325	.304	* 01-30-14	FLORIDA	L 51-62	7989
3-pt FG made per game	4.9	6.6	* 02-01-14	at Vanderbilt	L 49-55	9170
FREE THROWS-ATT	148-218	119-181	* 02-05-14	at Texas A&M	L 52-72	4626
Free throw pct	.679	.657	* 02-08-14	KENTUCKY	L 59-69	8417
F-Throws made per game	14.8	11.9	* - Conference game			
REBOUNDS	315	368				
Rebounds per game	31.5	36.8				
Rebounding margin	-5.3	-				
ASSISTS	128	143				
Assists per game	12.8	14.3				
TURNOVERS	132	114				
Turnovers per game	13.2	11.4				
Turnover margin	-1.8	-				
Assist/turnover ratio	1.0	1.3				
STEALS	59	65				
Steals per game	5.9	6.5				
BLOCKS	27	43				
Blocks per game	2.7	4.3				
ATTENDANCE	40074	56389				
Home games-Avg/Game	5-8015	5-11278				
Neutral site-Avg/Game	-	0-0				

Score by Periods	1st	2nd	OT	Totals
Mississippi State	293	330	14	637
Opponents	310	408	5	723

2013-14 Mississippi State Basketball
Mississippi State Team Game-by-Game Comparison (as of Feb 08, 2014)
All games

Opponent	1st	2nd	Score	Mar	Total FG	FG Pct	3-Pointers	3FG Pct	Free Throws	FT Pct	Rebounds	Assist	T/Over	Block	Steal	Fouls
PRAIRIE VIEW	38/28	33/28	71-56	+15	27-64/19-50	.422/.380	4-12/3-22	.333/.136	13-21/15-21	.619/.714	51/27 +24	13/6	21/19	2/4	8/10	19/22
KENNESAW STATE	35/31	43/24	78-55	+23	28-60/20-44	.467/.455	8-23/6-17	.348/.353	14-25/9-17	.560/.529	33/33 -	16/14	12/26	4/3	15/4	19/23
MISS. VALLEY STATE	44/29	50/43	94-72	+22	35-67/28-59	.522/.475	5-14/4-12	.357/.333	19-27/12-14	.704/.857	41/27 +14	17/12	11/18	3/1	10/7	17/21
Utah State	28/41	40/46	68-87	(19)	26-57/28-54	.456/.519	5-16/11-23	.313/.478	11-17/20-27	.647/.741	23/41 (18)	18/19	14/16	3/2	8/3	26/17
JACKSON STATE	23/28	35/28	58-56	+2	20-46/20-54	.435/.370	4-13/1-10	.308/.100	14-19/15-19	.737/.789	33/32 +1	6/5	19/15	6/0	6/8	16/16
LOYOLA CHICAGO	29/29	27/27	65-64	+1	22-47/23-54	.468/.426	4-16/6-19	.250/.316	17-28/12-14	.607/.857	27/35 (8)	10/12	9/14	1/1	7/2	19/24
TCU	22/34	39/37	61-71	(10)	24-56/20-44	.429/.455	3-18/6-14	.167/.429	10-20/25-31	.500/.806	32/34 (2)	9/7	15/17	3/4	10/6	22/18
SE Louisiana	32/33	36/29	68-62	+6	25-46/25-63	.543/.397	3-8/6-24	.375/.250	15-28/6-8	.536/.750	34/31 +3	12/12	14/12	4/1	8/6	15/24
FLORIDA A&M	42/27	36/38	78-65	+13	20-51/25-73	.392/.342	5-18/8-21	.278/.381	33-45/7-12	.733/.583	40/48 (8)	13/12	12/15	5/4	12/8	12/29
FLORIDA GULF COAST	32/24	34/29	66-53	+13	23-50/21-46	.460/.457	5-14/3-18	.357/.167	15-26/8-15	.577/.533	33/30 +3	8/6	17/21	0/3	15/6	18/21
USF	38/35	33/31	71-66	+5	25-55/24-52	.455/.462	5-14/6-15	.357/.400	16-25/12-15	.640/.800	32/31 +1	12/11	13/18	1/4	10/3	17/19
UNLV	24/42	42/40	66-82	(16)	28-59/26-59	.475/.441	1-11/11-26	.091/.423	9-12/19-24	.750/.792	30/39 (9)	9/16	14/19	2/5	9/3	22/17
MD EASTERN SHORE	29/20	48/43	77-63	+14	29-62/26-63	.468/.413	6-15/8-29	.400/.276	13-18/3-4	.722/.750	43/29 +14	18/15	13/11	3/1	7/6	7/13
Kentucky	40/37	23/48	63-85	(22)	23-57/30-61	.404/.492	3-11/4-20	.273/.200	14-18/21-33	.778/.636	28/44 (16)	12/18	15/12	0/7	8/5	22/19
OLE MISS	43/36	33/36	76-72	+4	22-58/26-69	.379/.377	4-21/10-29	.190/.345	28-42/10-12	.667/.833	37/47 (10)	17/11	9/16	6/4	11/6	13/24
Alabama	26/38	35/42	61-80	(19)	22-50/30-57	.440/.526	3-10/10-25	.300/.400	14-18/10-16	.778/.625	28/33 (5)	11/17	14/11	2/6	3/7	17/18
TEXAS A&M	27/26	40/41	81-72	+9	29-55/25-56	.527/.446	3-10/8-20	.300/.400	20-32/14-21	.625/.667	38/33 +5	16/13	14/15	4/0	11/5	16/27
AUBURN	34/25	48/49	82-74	+8	22-44/28-58	.500/.483	7-18/6-21	.389/.286	31-43/12-13	.721/.923	27/32 (5)	16/11	9/13	6/3	3/6	15/30
Ole Miss	27/38	36/44	63-82	(19)	24-59/29-63	.407/.460	9-20/7-21	.450/.333	6-14/17-20	.429/.850	32/43 (11)	18/12	11/9	2/8	6/6	16/15
FLORIDA	26/27	25/35	51-62	(11)	23-54/24-52	.426/.462	4-14/6-20	.286/.300	1-6/8-19	.167/.421	30/38 (8)	7/14	12/9	0/4	4/7	16/12
Vanderbilt	21/25	28/30	49-55	(6)	19-47/21-47	.404/.447	7-20/6-25	.350/.240	4-6/7-12	.667/.583	29/28 +1	12/13	18/14	2/4	6/9	13/8
Texas A&M	26/26	26/46	52-72	(20)	18-48/29-57	.375/.509	8-19/6-18	.421/.333	8-11/8-17	.727/.471	33/32 +1	12/22	17/6	4/2	4/7	16/14
KENTUCKY	23/32	36/37	59-69	(10)	18-47/27-60	.383/.450	1-8/3-18	.125/.167	22-28/12-18	.786/.667	33/38 (5)	7/12	13/9	1/5	3/7	18/21

Note: Game totals are displayed in the format TEAM/OPPONENT for each category

2013-14 Mississippi State Basketball
Mississippi State Game-by-Game Highs (as of Feb 08, 2014)
All games

Opponent	Date	Score	Points	Rebounds	Assists	Steals	Blocked shots
PRAIRIE VIEW	11-08-13	71-56	15-Gavin Ware	15-Gavin Ware	4-Dre Applewhite	3-Tyson Cunningham I.J. Ready	1-Colin Borchert Dre Applewhite
KENNESAW STATE	11-14-13	78-55	17-Fred Thomas	10-Gavin Ware	6-I.J. Ready	3-Fred Thomas Gavin Ware I.J. Ready	2-Colin Borchert
MISS. VALLEY STATE at Utah State	11-19-13	94-72	23-Gavin Ware	11-Gavin Ware	5-Trivante Bloodman	4-Trivante Bloodman	2-Colin Borchert
	11-23-13	68-87	19-Gavin Ware	10-Gavin Ware	6-Trivante Bloodman	2-Gavin Ware Roquez Johnson Craig Sword	2-Fred Thomas
JACKSON STATE	11-27-13	58-56	12-Craig Sword	7-Gavin Ware	2-Craig Sword Trivante Bloodman	2-Dre Applewhite Trivante Bloodman	2-Colin Borchert Craig Sword Gavin Ware
LOYOLA CHICAGO TCU	12-01-13	65-64	24-Craig Sword	11-Roquez Johnson	3-Colin Borchert	2-Craig Sword	1-Fred Thomas
	12-05-13	61-71	24-Craig Sword	6-Roquez Johnson Gavin Ware	3-Craig Sword	5-Craig Sword	2-Fred Thomas
vs SE Louisiana	12-13-13	68-62	22-Craig Sword	7-Colin Borchert	4-I.J. Ready	3-Craig Sword	2-Colin Borchert
FLORIDA A&M	12-17-13	78-65	16-Craig Sword	11-Dre Applewhite	4-I.J. Ready	3-Dre Applewhite	3-Colin Borchert
FLORIDA GULF COAST	12-19-13	66-53	17-Craig Sword	8-Roquez Johnson	2-Dre Applewhite I.J. Ready	5-I.J. Ready	None
vs USF	12-22-13	71-66	14-Fred Thomas	15-Gavin Ware	7-I.J. Ready	3-Craig Sword	1-Colin Borchert
vs UNLV	12-23-13	66-82	18-Craig Sword	6-Colin Borchert	3-Craig Sword	2-Fred Thomas Colin Borchert	2-Colin Borchert
MD EASTERN SHORE	01-02-14	77-63	22-Colin Borchert	16-Gavin Ware	6-I.J. Ready	2-Craig Sword Colin Borchert	2-Fred Thomas
at Kentucky	01-08-14	63-85	19-Craig Sword	10-Gavin Ware	3-Jacoby Davis	3-Craig Sword	None
OLE MISS	01-11-14	76-72	20-Roquez Johnson	9-Gavin Ware	4-Craig Sword I.J. Ready	7-Craig Sword	3-Colin Borchert
at Alabama	01-15-14	61-80	18-Gavin Ware	6-Gavin Ware Colin Borchert	5-Trivante Bloodman	1-Roquez Johnson Craig Sword Fred Thomas	1-Craig Sword Fred Thomas
TEXAS A&M	01-18-14	81-72	23-Craig Sword	10-Gavin Ware	5-Craig Sword	3-Fred Thomas Trivante Bloodman	2-Craig Sword Colin Borchert
AUBURN	01-22-14	82-74	18-Roquez Johnson	6-Craig Sword	8-Craig Sword	1-Craig Sword Fred Thomas Trivante Bloodman	3-Fred Thomas
at Ole Miss	01-25-14	63-82	13-Roquez Johnson I.J. Ready	8-Roquez Johnson	4-Trivante Bloodman	3-Colin Borchert	1-Fred Thomas Colin Borchert
FLORIDA	01-30-14	51-62	15-Colin Borchert	8-Roquez Johnson	2-I.J. Ready Fred Thomas	3-Craig Sword	None
at Vanderbilt	02-01-14	49-55	16-Fred Thomas	8-Gavin Ware	5-I.J. Ready	2-Craig Sword	1-Fred Thomas Craig Sword
at Texas A&M	02-05-14	52-72	10-Fred Thomas Craig Sword	7-Gavin Ware Colin Borchert	4-Craig Sword	1-I.J. Ready Colin Borchert Gavin Ware Craig Sword	2-Fred Thomas
KENTUCKY	02-08-14	59-69	12-Trivante Bloodman Craig Sword Gavin Ware	7-Jacoby Davis	3-Trivante Bloodman	2-Gavin Ware	1-Fred Thomas

2013-14 Mississippi State Basketball
Mississippi State Category Leaders (as of Feb 08, 2014)
All games

Points	G	Pts	Pts/G
Craig Sword	23	303	13.2
Gavin Ware	23	243	10.6
Colin Borchert	23	229	10.0
Roquez Johnson	23	207	9.0
Fred Thomas	22	184	8.4
Trivante Bloodman	23	132	5.7
I.J. Ready	16	102	6.4
Dre Applewhite	12	66	5.5
Jacoby Davis	19	41	2.2
Tyson Cunningham	23	41	1.8
Tevin Moore	9	10	1.1

Scoring Average	G	Pts	Avg/G
Craig Sword	23	303	13.2
Gavin Ware	23	243	10.6
Colin Borchert	23	229	10.0
Roquez Johnson	23	207	9.0
Fred Thomas	22	184	8.4
I.J. Ready	16	102	6.4
Trivante Bloodman	23	132	5.7
Dre Applewhite	12	66	5.5
Jacoby Davis	19	41	2.2
Tyson Cunningham	23	41	1.8
Tevin Moore	9	10	1.1
De'Runnya Wilson	4	0	0.0

FG Percentage	FG	Att	Pct
Gavin Ware	97	163	.595
Tevin Moore	4	7	.571
Trivante Bloodman	42	79	.532
Craig Sword	108	223	.484
Roquez Johnson	73	167	.437
I.J. Ready	40	94	.426
Dre Applewhite	17	41	.415
Colin Borchert	81	198	.409
Tyson Cunningham	13	33	.394
Fred Thomas	63	185	.341
Jacoby Davis	14	47	.298
De'Runnya Wilson	0	2	.000

Field Goal Attempts	G	Att	Att/G
Craig Sword	23	223	9.7
Colin Borchert	23	198	8.6
Fred Thomas	22	185	8.4
Roquez Johnson	23	167	7.3
Gavin Ware	23	163	7.1

Field Goals Made	G	Made	Made/G
Craig Sword	23	108	4.7
Gavin Ware	23	97	4.2
Colin Borchert	23	81	3.5
Roquez Johnson	23	73	3.2
Fred Thomas	22	63	2.9

3-Point Percentage	3FG	Att	Pct
Tevin Moore	1	2	.500
I.J. Ready	14	32	.438
Trivante Bloodman	5	14	.357
Dre Applewhite	3	9	.333
Tyson Cunningham	6	19	.316
Jacoby Davis	11	35	.314
Colin Borchert	32	102	.314
Fred Thomas	29	97	.299
Craig Sword	6	27	.222
Roquez Johnson	0	5	.000
De'Runnya Wilson	0	1	.000

3-Point FG Attempts	G	Att	Att/G
Colin Borchert	23	102	4.4
Fred Thomas	22	97	4.4
Jacoby Davis	19	35	1.8
I.J. Ready	16	32	2.0
Craig Sword	23	27	1.2

3-Point FG Made	G	Made	Made/G
Colin Borchert	23	32	1.4
Fred Thomas	22	29	1.3
I.J. Ready	16	14	0.9
Jacoby Davis	19	11	0.6
Craig Sword	23	6	0.3
Tyson Cunningham	23	6	0.3

Free Throw Percent	FG	Att	Pct
I.J. Ready	8	8	1.000
Tyson Cunningham	9	10	.900
Colin Borchert	35	45	.778
Trivante Bloodman	43	61	.705
Dre Applewhite	29	43	.674
Jacoby Davis	2	3	.667
Fred Thomas	29	45	.644
Craig Sword	81	126	.643
Gavin Ware	49	77	.636
Roquez Johnson	61	106	.575
Tevin Moore	1	5	.200

Free Throw Attempts	G	Att	Att/G
Craig Sword	23	126	5.5
Roquez Johnson	23	106	4.6
Gavin Ware	23	77	3.3
Trivante Bloodman	23	61	2.7
Fred Thomas	22	45	2.0
Colin Borchert	23	45	2.0

Free Throws Made	G	Made	Made/G
Craig Sword	23	81	3.5
Roquez Johnson	23	61	2.7
Gavin Ware	23	49	2.1
Trivante Bloodman	23	43	1.9
Colin Borchert	23	35	1.5

2013-14 Mississippi State Basketball
Mississippi State Category Leaders (as of Feb 08, 2014)
All games

<u>Rebounds</u>	<u>G</u>	<u>Reb</u>	<u>Reb/G</u>
Gavin Ware	23	177	7.7
Roquez Johnson	23	110	4.8
Colin Borchert	23	105	4.6
Craig Sword	23	83	3.6
Fred Thomas	22	66	3.0

<u>Rebound Average</u>	<u>G</u>	<u>Reb</u>	<u>Avg/G</u>
Gavin Ware	23	177	7.7
Roquez Johnson	23	110	4.8
Colin Borchert	23	105	4.6
Dre Applewhite	12	47	3.9
Craig Sword	23	83	3.6

<u>Offensive Rebounds</u>	<u>G</u>	<u>No.</u>	<u>Avg/G</u>
Gavin Ware	23	49	2.1
Roquez Johnson	23	48	2.1
Craig Sword	23	22	1.0
Dre Applewhite	12	20	1.7
Colin Borchert	23	19	0.8

<u>Defensive Rebounds</u>	<u>G</u>	<u>No.</u>	<u>Avg/G</u>
Gavin Ware	23	128	5.6
Colin Borchert	23	86	3.7
Roquez Johnson	23	62	2.7
Fred Thomas	22	61	2.8
Craig Sword	23	61	2.7

<u>Fouls</u>	<u>G</u>	<u>No.</u>	<u>Per/G</u>
Colin Borchert	23	70	3.0
Craig Sword	23	61	2.7
Gavin Ware	23	55	2.4
Roquez Johnson	23	49	2.1
Fred Thomas	22	38	1.7

<u>Foulouts</u>	<u>G</u>	<u>No.</u>
Colin Borchert	23	4
Roquez Johnson	23	2
Gavin Ware	23	1
Craig Sword	23	1
Dre Applewhite	12	1

<u>Assists</u>	<u>G</u>	<u>No.</u>	<u>Ast/G</u>
Craig Sword	23	60	2.6
Trivante Bloodman	23	53	2.3
I.J. Ready	16	49	3.1
Fred Thomas	22	35	1.6
Colin Borchert	23	32	1.4

<u>Steals</u>	<u>G</u>	<u>No.</u>	<u>Stl/G</u>
Craig Sword	23	46	2.0
Trivante Bloodman	23	23	1.0
Fred Thomas	22	22	1.0
Gavin Ware	23	20	0.9
Colin Borchert	23	20	0.9

<u>Blocked Shots</u>	<u>G</u>	<u>No.</u>	<u>Blk/G</u>
Colin Borchert	23	25	1.1
Fred Thomas	22	20	0.9
Craig Sword	23	11	0.5
Gavin Ware	23	7	0.3
Dre Applewhite	12	1	0.1

<u>Minutes</u>	<u>G</u>	<u>No.</u>	<u>Min/G</u>
Fred Thomas	22	661	30.0
Craig Sword	23	652	28.3
Colin Borchert	23	646	28.1
Gavin Ware	23	574	25.0
Trivante Bloodman	23	547	23.8

<u>Turnovers</u>	<u>G</u>	<u>No.</u>	<u>TO/G</u>
Craig Sword	23	68	3.0
Colin Borchert	23	46	2.0
Roquez Johnson	23	36	1.6
Gavin Ware	23	32	1.4
Fred Thomas	22	32	1.5

2013-14 Mississippi State Basketball
Mississippi State Team High/Low Analysis (as of Feb 08, 2014)
All games

Mississippi State - TEAM GAME HIGHS

POINTS	94	MISS. VALLEY STATE (11-19-13)
	82	AUBURN (01-22-14)
	81	TEXAS A&M (01-18-14)
	78	FLORIDA A&M (12-17-13)
	78	KENNESAW STATE (11-14-13)
FIELD GOALS MADE	35	MISS. VALLEY STATE (11-19-13)
	29	TEXAS A&M (01-18-14)
	29	MD EASTERN SHORE (01-02-14)
FIELD GOAL ATTEMPTS	67	MISS. VALLEY STATE (11-19-13)
	64	PRAIRIE VIEW (11-08-13)
FIELD GOAL PERCENTAGE	.543 (25-46)	vs SE Louisiana (12-13-13)
	.527 (29-55)	TEXAS A&M (01-18-14)
3 PT FIELD GOALS MADE	9	at Ole Miss (01-25-14)
	8	at Texas A&M (02-05-14)
	8	KENNESAW STATE (11-14-13)
3 PT FG ATTEMPTS	23	KENNESAW STATE (11-14-13)
	21	OLE MISS (01-11-14)
3 PT FG PERCENTAGE	.450 (9-20)	at Ole Miss (01-25-14)
	.421 (8-19)	at Texas A&M (02-05-14)
FREE THROWS MADE	33	FLORIDA A&M (12-17-13)
	31	AUBURN (01-22-14)
FREE THROW ATTEMPTS	45	FLORIDA A&M (12-17-13)
	43	AUBURN (01-22-14)
FREE THROW PERCENTAGE	.786 (22-28)	KENTUCKY (02-08-14)
	.778 (14-18)	at Alabama (01-15-14)
	.778 (14-18)	at Kentucky (01-08-14)
REBOUNDS	51	PRAIRIE VIEW (11-08-13)
	43	MD EASTERN SHORE (01-02-14)
ASSISTS	18	at Ole Miss (01-25-14)
	18	MD EASTERN SHORE (01-02-14)
	18	at Utah State (11-23-13)
STEALS	15	FLORIDA GULF COAST (12-19-13)
	15	KENNESAW STATE (11-14-13)
BLOCKED SHOTS	6	AUBURN (01-22-14)
	6	OLE MISS (01-11-14)
	6	JACKSON STATE (11-27-13)
TURNOVERS	21	PRAIRIE VIEW (11-08-13)
	19	JACKSON STATE (11-27-13)
FOULS	26	at Utah State (11-23-13)
	22	at Kentucky (01-08-14)
	22	vs UNLV (12-23-13)
	22	TCU (12-05-13)

2013-14 Mississippi State Basketball
Mississippi State High/Low Analysis (as of Feb 08, 2014)
All games

Opponent - GAME HIGHS

POINTS	87	at Utah State (11-23-13)
	85	at Kentucky (01-08-14)
	82	at Ole Miss (01-25-14)
	82	vs UNLV (12-23-13)
	80	at Alabama (01-15-14)
FIELD GOALS MADE	30	at Alabama (01-15-14)
	30	at Kentucky (01-08-14)
FIELD GOAL ATTEMPTS	73	FLORIDA A&M (12-17-13)
	69	OLE MISS (01-11-14)
FIELD GOAL PERCENTAGE	.526 (30-57)	at Alabama (01-15-14)
	.519 (28-54)	at Utah State (11-23-13)
3 PT FIELD GOALS MADE	11	vs UNLV (12-23-13)
	11	at Utah State (11-23-13)
3 PT FG ATTEMPTS	29	OLE MISS (01-11-14)
	29	MD EASTERN SHORE (01-02-14)
3 PT FG PERCENTAGE	.478 (11-23)	at Utah State (11-23-13)
	.429 (6-14)	TCU (12-05-13)
FREE THROWS MADE	25	TCU (12-05-13)
	21	at Kentucky (01-08-14)
FREE THROW ATTEMPTS	33	at Kentucky (01-08-14)
	31	TCU (12-05-13)
FREE THROW PERCENTAGE	.923 (12-13)	AUBURN (01-22-14)
	.857 (12-14)	LOYOLA CHICAGO (12-01-13)
	.857 (12-14)	MISS. VALLEY STATE (11-19-13)
REBOUNDS	48	FLORIDA A&M (12-17-13)
	47	OLE MISS (01-11-14)
ASSISTS	22	at Texas A&M (02-05-14)
	19	at Utah State (11-23-13)
STEALS	10	PRAIRIE VIEW (11-08-13)
	9	at Vanderbilt (02-01-14)
BLOCKED SHOTS	8	at Ole Miss (01-25-14)
	7	at Kentucky (01-08-14)
TURNOVERS	26	KENNESAW STATE (11-14-13)
	21	FLORIDA GULF COAST (12-19-13)
FOULS	30	AUBURN (01-22-14)
	29	FLORIDA A&M (12-17-13)

2013-14 Mississippi State Basketball
Mississippi State High/Low Analysis (as of Feb 08, 2014)
All games

Mississippi State - GAME LOWS

POINTS	49		at Vanderbilt (02-01-14)
	51		FLORIDA (01-30-14)
	52		at Texas A&M (02-05-14)
	58		JACKSON STATE (11-27-13)
	59		KENTUCKY (02-08-14)
FIELD GOALS MADE	18		at Texas A&M (02-05-14)
	18		KENTUCKY (02-08-14)
FIELD GOAL ATTEMPTS	44		AUBURN (01-22-14)
	46		JACKSON STATE (11-27-13)
	46		vs SE Louisiana (12-13-13)
FIELD GOAL PERCENTAGE	.375	(18-48)	at Texas A&M (02-05-14)
	.379	(22-58)	OLE MISS (01-11-14)
3 PT FIELD GOALS MADE	1		vs UNLV (12-23-13)
	1		KENTUCKY (02-08-14)
3 PT FG ATTEMPTS	8		vs SE Louisiana (12-13-13)
	8		KENTUCKY (02-08-14)
3 PT FG PERCENTAGE	.091	(1-11)	vs UNLV (12-23-13)
	.125	(1-8)	KENTUCKY (02-08-14)
FREE THROWS MADE	1		FLORIDA (01-30-14)
	4		at Vanderbilt (02-01-14)
FREE THROW ATTEMPTS	6		FLORIDA (01-30-14)
	6		at Vanderbilt (02-01-14)
FREE THROW PERCENTAGE	.167	(1-6)	FLORIDA (01-30-14)
	.429	(6-14)	at Ole Miss (01-25-14)
REBOUNDS	23		at Utah State (11-23-13)
	27		LOYOLA CHICAGO (12-01-13)
	27		AUBURN (01-22-14)
ASSISTS	6		JACKSON STATE (11-27-13)
	7		FLORIDA (01-30-14)
	7		KENTUCKY (02-08-14)
STEALS	3		at Alabama (01-15-14)
	3		AUBURN (01-22-14)
	3		KENTUCKY (02-08-14)
BLOCKED SHOTS	0		FLORIDA GULF COAST (12-19-13)
	0		at Kentucky (01-08-14)
	0		FLORIDA (01-30-14)
TURNOVERS	9		LOYOLA CHICAGO (12-01-13)
	9		OLE MISS (01-11-14)
	9		AUBURN (01-22-14)
FOULS	7		MD EASTERN SHORE (01-02-14)
	12		FLORIDA A&M (12-17-13)

2013-14 Mississippi State Basketball
Mississippi State High/Low Analysis (as of Feb 08, 2014)
All games

Opponent - GAME LOWS

POINTS	53	FLORIDA GULF COAST (12-19-13)
	55	KENNESAW STATE (11-14-13)
	55	at Vanderbilt (02-01-14)
	56	PRAIRIE VIEW (11-08-13)
	56	JACKSON STATE (11-27-13)
FIELD GOALS MADE	19	PRAIRIE VIEW (11-08-13)
	20	KENNESAW STATE (11-14-13)
	20	JACKSON STATE (11-27-13)
	20	TCU (12-05-13)
FIELD GOAL ATTEMPTS	44	KENNESAW STATE (11-14-13)
	44	TCU (12-05-13)
FIELD GOAL PERCENTAGE	.342 (25-73)	FLORIDA A&M (12-17-13)
	.370 (20-54)	JACKSON STATE (11-27-13)
3 PT FIELD GOALS MADE	1	JACKSON STATE (11-27-13)
	3	PRAIRIE VIEW (11-08-13)
	3	FLORIDA GULF COAST (12-19-13)
	3	KENTUCKY (02-08-14)
3 PT FG ATTEMPTS	10	JACKSON STATE (11-27-13)
	12	MISS. VALLEY STATE (11-19-13)
3 PT FG PERCENTAGE	.100 (1-10)	JACKSON STATE (11-27-13)
	.136 (3-22)	PRAIRIE VIEW (11-08-13)
FREE THROWS MADE	3	MD EASTERN SHORE (01-02-14)
	6	vs SE Louisiana (12-13-13)
FREE THROW ATTEMPTS	4	MD EASTERN SHORE (01-02-14)
	8	vs SE Louisiana (12-13-13)
FREE THROW PERCENTAGE	.421 (8-19)	FLORIDA (01-30-14)
	.471 (8-17)	at Texas A&M (02-05-14)
REBOUNDS	27	PRAIRIE VIEW (11-08-13)
	27	MISS. VALLEY STATE (11-19-13)
ASSISTS	5	JACKSON STATE (11-27-13)
	6	PRAIRIE VIEW (11-08-13)
	6	FLORIDA GULF COAST (12-19-13)
STEALS	2	LOYOLA CHICAGO (12-01-13)
	3	at Utah State (11-23-13)
	3	vs USF (12-22-13)
	3	vs UNLV (12-23-13)
BLOCKED SHOTS	0	JACKSON STATE (11-27-13)
	0	TEXAS A&M (01-18-14)
TURNOVERS	6	at Texas A&M (02-05-14)
	9	at Ole Miss (01-25-14)
	9	FLORIDA (01-30-14)
	9	KENTUCKY (02-08-14)
FOULS	8	at Vanderbilt (02-01-14)
	12	FLORIDA (01-30-14)

2013-14 Mississippi State Basketball
Mississippi State Player High/Low Analysis (as of Feb 08, 2014)
All games

Mississippi State - INDIVIDUAL GAME HIGHS

Points	24		Craig Sword vs TCU (12-05-13)
	24		Craig Sword vs Loyola Chicago (12-01-13)
	23		Craig Sword vs Texas A&M (01-18-14)
	23		Gavin Ware vs Miss. Valley State (11-19-13)
	22		Gavin Ware vs Texas A&M (01-18-14)
	22		Colin Borchert vs MD Eastern Shore (01-02-14)
	22		Craig Sword vs SE Louisiana (12-13-13)
Field Goals Made	10		Gavin Ware vs MD Eastern Shore (01-02-14)
	9		Craig Sword vs SE Louisiana (12-13-13)
	9		Craig Sword vs TCU (12-05-13)
Field Goal Att.	14		Gavin Ware vs MD Eastern Shore (01-02-14)
	14		Fred Thomas vs Kennesaw State (11-14-13)
FG Pct (min 5 made)	.875	(7-8)	Gavin Ware at Alabama (01-15-14)
	.833	(5-6)	Trivante Bloodman at Kentucky (01-08-14)
3-Point FG Made	4		Fred Thomas vs USF (12-22-13)
	4		Fred Thomas vs Kennesaw State (11-14-13)
3-Point FG Att.	8		Fred Thomas vs Florida Gulf Coast (12-19-13)
	8		Fred Thomas vs Kennesaw State (11-14-13)
3-Pt FG Pct (min 2 made)	1.000	(2-2)	I.J. Ready vs Florida Gulf Coast (12-19-13)
	1.000	(2-2)	Craig Sword vs SE Louisiana (12-13-13)
Free Throws Made	15		Craig Sword vs Ole Miss (01-11-14)
	10		Roquez Johnson vs Auburn (01-22-14)
	10		Craig Sword vs Florida A&M (12-17-13)
Free Throw Att.	18		Craig Sword vs Ole Miss (01-11-14)
	16		Roquez Johnson vs Auburn (01-22-14)
FT Pct (min 3 made)	1.000	(8-8)	Gavin Ware vs Kentucky (02-08-14)
	1.000	(6-6)	Trivante Bloodman vs Kentucky (02-08-14)
	1.000	(6-6)	Colin Borchert vs MD Eastern Shore (01-02-14)
	1.000	(5-5)	Fred Thomas at Texas A&M (02-05-14)
	1.000	(4-4)	Craig Sword vs Auburn (01-22-14)
	1.000	(4-4)	Roquez Johnson vs UNLV (12-23-13)
	1.000	(4-4)	I.J. Ready vs Florida Gulf Coast (12-19-13)
	1.000	(4-4)	Colin Borchert vs SE Louisiana (12-13-13)
	1.000	(4-4)	Dre Applewhite vs Prairie View (11-08-13)
	1.000	(3-3)	Tyson Cunningham at Alabama (01-15-14)
Rebounds	16		Gavin Ware vs MD Eastern Shore (01-02-14)
	15		Gavin Ware vs USF (12-22-13)
	15		Gavin Ware vs Prairie View (11-08-13)
Assists	8		Craig Sword vs Auburn (01-22-14)
	7		I.J. Ready vs USF (12-22-13)
Steals	7		Craig Sword vs Ole Miss (01-11-14)
	5		I.J. Ready vs Florida Gulf Coast (12-19-13)
	5		Craig Sword vs TCU (12-05-13)
Blocked Shots	3		Fred Thomas vs Auburn (01-22-14)
	3		Colin Borchert vs Ole Miss (01-11-14)
	3		Colin Borchert vs Florida A&M (12-17-13)
Turnovers	6		Colin Borchert vs SE Louisiana (12-13-13)
	6		Craig Sword vs Prairie View (11-08-13)
Fouls	5		Colin Borchert vs Kentucky (02-08-14)
	5		Colin Borchert at Texas A&M (02-05-14)
	5		Craig Sword vs Auburn (01-22-14)
	5		Colin Borchert at Kentucky (01-08-14)
	5		Gavin Ware vs UNLV (12-23-13)

5	Dre Applewhite vs UNLV (12-23-13)
5	Roquez Johnson vs USF (12-22-13)
5	Colin Borchert vs Loyola Chicago (12-01-13)
5	Roquez Johnson at Utah State (11-23-13)

2013-14 Mississippi State Basketball
Mississippi State Opponent High/Low Analysis (as of Feb 08, 2014)
All games

OPPONENT INDIVIDUAL GAME HIGHS

Points	28		Releford, Trevor at Alabama (01-15-14)
	26		Young, James at Kentucky (01-08-14)
	26		Antonnio Benton vs SE Louisiana (12-13-13)
	24		KT Harrell vs Auburn (01-22-14)
	24		Jamal Jones vs Texas A&M (01-18-14)
Field Goals Made	10		Releford, Trevor at Alabama (01-15-14)
	10		Antonnio Benton vs SE Louisiana (12-13-13)
Field Goal Att.	21		Nobles, Julysses vs Jackson State (11-27-13)
	18		Young, James at Kentucky (01-08-14)
	18		KyRee JONES vs MD Eastern Shore (01-02-14)
FG Pct (min 5 made)	1.000	(6-6)	JONES, Damian at Vanderbilt (02-01-14)
	.875	(7-8)	Casey Prather vs Florida (01-30-14)
3-Point FG Made	6		Releford, Trevor at Alabama (01-15-14)
	4		Jamal Jones at Texas A&M (02-05-14)
	4		ODOM, Rod at Vanderbilt (02-01-14)
	4		KT Harrell vs Auburn (01-22-14)
	4		KyRee JONES vs MD Eastern Shore (01-02-14)
	4		OLEKAIBE, Kevin vs UNLV (12-23-13)
	4		MEDLIN, Preston at Utah State (11-23-13)
3-Point FG Att.	12		Marshall Henderson at Ole Miss (01-25-14)
	12		KyRee JONES vs MD Eastern Shore (01-02-14)
3-Pt FG Pct (min 2 made)	1.000	(3-3)	BROWN, Yonel vs Kennesaw State (11-14-13)
	1.000	(2-2)	Jarvis Summers at Ole Miss (01-25-14)
Free Throws Made	8		ALLEN JR, Corey vs USF (12-22-13)
	7		Young, James at Kentucky (01-08-14)
	7		Kyan Anderson vs TCU (12-05-13)
Free Throw Att.	9		Young, James at Kentucky (01-08-14)
	9		FIELER, Chase vs Florida Gulf Coast (12-19-13)
	9		Nobles, Julysses vs Jackson State (11-27-13)
FT Pct (min 3 made)	1.000	(8-8)	ALLEN JR, Corey vs USF (12-22-13)
	1.000	(7-7)	Kyan Anderson vs TCU (12-05-13)
	1.000	(6-6)	Jarvis Summers vs Ole Miss (01-11-14)
	1.000	(5-5)	Jarvis Summers at Ole Miss (01-25-14)
	1.000	(4-4)	James Young vs Kentucky (02-08-14)
	1.000	(4-4)	SMITH, Roscoe vs UNLV (12-23-13)
	1.000	(4-4)	STONE, Jordan at Utah State (11-23-13)
	1.000	(4-4)	Priar, DeAngelo vs Miss. Valley State (11-19-13)
	1.000	(3-3)	Dakari Johnson vs Kentucky (02-08-14)
	1.000	(3-3)	Marshall Henderson at Ole Miss (01-25-14)
Rebounds	16		Karviar Shepherd vs TCU (12-05-13)
	14		Randle, Julius at Kentucky (01-08-14)
Assists	10		Alex Caruso at Texas A&M (02-05-14)
	8		Scottie Wilbekin vs Florida (01-30-14)
Steals	4		Marshall Henderson at Ole Miss (01-25-14)
	3		KORNET, Luke at Vanderbilt (02-01-14)
	3		ODOM, Rod at Vanderbilt (02-01-14)
	3		KT Harrell vs Auburn (01-22-14)
	3		Fabyon Harris vs Texas A&M (01-18-14)
	3		Obasohan, Retin at Alabama (01-15-14)
	3		LaDarius White vs Ole Miss (01-11-14)
	3		Jarvis Ray vs TCU (12-05-13)
	3		West, Brandon vs Jackson State (11-27-13)
	3		Tre Hagood vs Prairie View (11-08-13)

Blocked Shots	4	Obasohan, Retin at Alabama (01-15-14)
	4	Onyekachukwu ODI vs Florida A&M (12-17-13)
Turnovers	7	JONES, Jamail vs Florida Gulf Coast (12-19-13)
	6	FULLER, Kyle at Vanderbilt (02-01-14)
	6	Kyan Anderson vs TCU (12-05-13)
Fouls	5	Andrew Harrison vs Kentucky (02-08-14)
	5	Malcolm Canada vs Auburn (01-22-14)
	5	Kourtney Roberson vs Texas A&M (01-18-14)
	5	Alex Caruso vs Texas A&M (01-18-14)
	5	Taylor, Jimmie at Alabama (01-15-14)
	5	Aaron Jones vs Ole Miss (01-11-14)
	5	ALLEN JR, Corey vs USF (12-22-13)
	5	HICKS, Nate vs Florida Gulf Coast (12-19-13)
	5	Matt O'Leary vs Loyola Chicago (12-01-13)
	5	Francis, Julius vs Miss. Valley State (11-19-13)
	5	MORENA, Bernard vs Kennesaw State (11-14-13)
	5	OSEMHEN, Andrew vs Kennesaw State (11-14-13)
	5	KOUASSI, Willy vs Kennesaw State (11-14-13)