



# Mississippi State Bulldogs (14-10, 5-7) vs. Georgia Bulldogs (14-11, 5-7)

## Basketball Media Relations

55 Bailey Howell Drive, Mississippi State, MS 39762

**GREGG ELLIS**, Primary Contact

(W) 662.325.3595 | (C) 662.322.0145 | gellis@athletics.msstate.edu

Twitter: @msusportsgregg & @HailStateMBK | www.hailstate.com

**MORGAN MACGUIRE**, Secondary Contact

(C) 719.660.2039 | mmacguire@athletics.msstate.edu

Twitter: @morgsmac

## SERIES INFORMATION

**Series:** 57-53, Georgia

*Home:* 31-18, Mississippi State

*Away:* 28-19, Georgia

*Neutral:* 11-3, Georgia

**Last Meeting:** Georgia, 79-69 (3-10-16)

**Mississippi State Coach:** Ben Howland

*MSU Record:* 28-27, 2nd year

*Career Record:* 429-233, 21st year

*vs. Georgia:* 1-1

**Georgia Coach:** Mark Fox

*Georgia Record:* 140-114, 8th year

*Career Record:* 263-157, 13th



## GAME INFORMATION

**When:** Tuesday, Feb. 14, 2017

**Time:** 8 p.m. CT

**Location:** Athens, Ga.

**Arena:** Stegeman Coliseum

**TV:** ESPNU

*PxP:* Mike Couzens

*Analyst:* Brooke Weisbrod

*Sideline:* ESPNU

**MSU Radio Network:**

*PxP:* Jim Ellis

*Analyst:* Richard Williams

**Sirius/XM:** 145/191

## Projected Starting 5



### 1 Lamar Peters

6-0 | 185 | Fr. | G  
New Orleans, LA

PPG: \_\_\_\_\_ 12.0

APG: \_\_\_\_\_ 3.4

FG%: \_\_\_\_\_ 42.6

FT%: \_\_\_\_\_ 80.0



### 3 Xavian Stapleton

6-6 | 207 | So. | G  
Flora, MS

PPG: \_\_\_\_\_ 6.7

RPG: \_\_\_\_\_ 2.4

FG%: \_\_\_\_\_ 46.2

FT%: \_\_\_\_\_ 59.4



### 4 Mario Kegler

6-7 | 230 | Fr. | G  
Jackson, MS

PPG: \_\_\_\_\_ 10.3

RPG: \_\_\_\_\_ 5.6

FG%: \_\_\_\_\_ 44.3

FT%: \_\_\_\_\_ 60.3



### 11 Quindary Weatherspoon

6-4 | 205 | So. | G  
Canton, MS

PPG: \_\_\_\_\_ 16.8

RPG: \_\_\_\_\_ 5.0

FG%: \_\_\_\_\_ 45.8

FT%: \_\_\_\_\_ 76.8



### 34 Schnider Herard

6-10 | 250 | Fr. | F  
Port-au-Prince Haiti

PPG: \_\_\_\_\_ 5.4

RPG: \_\_\_\_\_ 5.5

FG%: \_\_\_\_\_ 57.3

FT%: \_\_\_\_\_ 50.6

## WHAT TO NOTE AS MSU PLAYS GEORGIA . . .

- After Mississippi State won 72-61 in Athens during the 2013 season, Georgia has won five in a row to overtake the series lead.
- UGA has won eight out of the last nine in this series and has never won six straight against MSU.
- With the setback to No. 16 South Carolina on Saturday, Mississippi State has now dropped 16-consecutive games to ranked teams. Five out of the last six have been decided by six points or less. The last 10 setbacks have been by an average of 8.4 points.
- USC rallied from seven points down, the largest lead MSU has surrendered this season.
- Freshman guard **Tyson Carter** totaled a career-high 22 points on 8-of-13 shooting. In his previous 10 games, he had just 26 points.
- In his last three games, **Mario Kegler** has totaled 49 points on 17-of-26 shooting, with a 9-13 mark from 3-point range.
- MSU's last two opponents — Auburn and South Carolina — both shot 50 percent or better from the floor. On the year, MSU is 1-5 when foes shoot 50 percent or above.
- USC's Sindarius Thornwell scored 28 points, tying the most against MSU this year (Zeek Woodley of Northwestern State).
- MSU seeks its 15th win this season, the most since having 21 in 2012.
- KenPom.com has MSU as the least experienced team of all 351 DI programs at .69.
- Sophomore All-SEC guard **Quindary Weatherspoon** had a season-low 5 points against South Carolina, but is still fourth in the SEC with his 16.8 scoring clip.
- Five times this season, MSU has rallied from deficits of 10-plus points to win.
- Mississippi State has three players with 10-plus, 30-minute games this year — **Quindary Weatherspoon** (16), **I.J. Ready** (11) and **Mario Kegler** (10).
- Aric Holman's** 52 blocked shots are the third-most in the SEC and the most by an MSU player since Jarvis Varnado had 170 in 2010.
- Mississippi State is 14-17 all-time on Valentine's Day.

## 2016-17 MISSISSIPPI STATE SCHEDULE/RESULTS

### NOVEMBER

11	NORFOLK STATE (SECN+)	W, 78-74
	<i>CHARLESTON CLASSIC</i>	
17	vs. Central Florida (ESPN2)	L, 86-61
18	vs. Boise State (ESPN3)	W, 80-68
20	vs. UTEP (ESPN3)	W, 61-54
25	LEHIGH (SECN+)	L, 87-73
28	NORTHWESTERN STATE (SECN)	W, 65-59

### DECEMBER

1	OREGON STATE (ESPNU)	W, 74-57
4	GEORGIA STATE (SECN+)	W, 82-60
14	ETSU (SECN)	L, 67-65
19	Southern Miss (ESPNU) ^	W, 86-44
22	MOREHEAD STATE (SECN)	W, 85-76
29	UMKC (SECN+)	W, 77-54

### JANUARY

3	ALABAMA (SECN)	L, 68-58
7	at LSU (SECN)	W, 95-78
10	at Arkansas (SECN)	W, 84-78
14	TEXAS A&M (CBS)	W, 67-59
17	KENTUCKY (ESPN)	L, 87-81
21	at Tennessee (SECN)	L, 91-74
25	MISSOURI (SECN)	W, 89-74
28	at Alabama (SECN)	L, 71-62
31	at Ole Miss (SECN)	L, 88-61

### FEBRUARY

4	TENNESSEE (SECN)	W, 64-59
7	at Auburn (ESPNU)	L, 98-92
11	SOUTH CAROLINA (ESPN2)	L, 77-73
14	at Georgia (ESPNU)	8 p.m.

18	FLORIDA (ESPN)	1 p.m.
21	OLE MISS (ESPN2)	8 p.m.
25	at Vanderbilt (ESPNU)	3 p.m.
28	at South Carolina (ESPNU)	6 p.m.

### MARCH

4	LSU (SECN)	5 p.m.
	<i>2017 SEC Tournament</i>	
8-12	SEC Tournament (SECN, ESPNU, ABC)	TBA

^ - Jackson, Miss (Mississippi Coliseum)

! - Nashville (Bridgestone Arena)

## 2016-17 MISSISSIPPI STATE NUMERICAL ROSTER

No.	Name	Pos.	Ht.	Wt.	Yr.	Exp.	Hometown
1	Lamar Peters	G	6-0	188	Fr.	HS	New Orleans, LA (Landry-Walker HS)
2	Eli Wright	G	6-4	203	Fr.	HS	Owensboro, KY (22 Feet Academy)
3	Xavian Stapleton	G	6-6	207	So.	TR	Flora, MS (Louisiana Tech)
4	Mario Kegler	G	6-7	220	Fr.	HS	Jackson, MS (Oak Hill Academy)
5	Joe Strugg	F	6-9	196	RFr.	HS	Montgomery, AL (G.W. Carver HS)
11	Quinnndary Weatherspoon	G	6-4	205	So.	1L	Canton, MS (Velma Jackson HS)
12	Drew Davis	G	5-10	172	Jr.	HS	Atlanta, GA (Ft. Walton Beach HS)
13	Nick Singleton	G	6-5	194	So.	TR	Decatur, GA (Kennesaw State)
15	I.J. Ready	G	5-11	166	Sr.	3L	Rixey, AR (Park View Magnet)
20	Miles Washington	C	6-7	202	Fr.	HS	New Albany, MS (New Albany HS)
23	Tyson Carter	G	6-4	167	Fr.	HS	Starkville, MS (Starkville HS)
34	Schnider Herard	F	6-10	250	Fr.	HS	Port-au-Prince (Prestonwood Christian)
35	Aric Holman	F	6-10	222	So.	1L	Owensboro, KY (Owensboro HS)
45	E.J. Datcher	C	6-9	240	Fr.	HS	Harpersville, AL (Vincent HS)

<b>Head Coach:</b>	Ben Howland (Weber State, 1979; 2nd year)
<b>Assistant Coaches:</b>	George Brooks (Mississippi State, 1997; 7th year) Korey McCray (Mercer, 2001; 2nd year) Ernie Zeigler (Cleary College, 1994; 2nd year)
<b>Director of Basketball Operations:</b>	Michael Moynihan
<b>Director of Basketball Performance:</b>	David Deets
<b>Graduate Assistant Coaches:</b>	Alfred Aboya Bo Rodriguez Jalen Courtney
<b>VIDEO:</b>	
<b>TRAINER:</b>	Ryan Dotson

## 2016-17 A-Z Roster

No.	Name	Yr.
32	Carter, Tyson	Fr.
45	Datcher, EJ	Fr.
12	Davis, Drew	Jr.
34	Herard, Schnider	Fr.
35	Holman, Aric	So.
4	Kegler, Mario	Fr.
1	Peters, Lamar	Fr.
15	Ready, I.J.	Sr.
13	Singleton, Nick	So.
3	Stapleton, Xavian	R-So.
5	Strugg, Joe	R-Fr.
20	Washington, Miles	Fr.
11	Weatherspoon, Quinnndary	So.
2	Wright, Eli	Fr.

## By State/Country

Alabama (2)		
45	Datcher, EJ	Fr.
5	Strugg, Joe	R-Fr.
Arkansas (1)		
15	Ready, I.J.	Sr.
Georgia (2)		
12	Davis, Drew	Jr.
13	Singleton, Nick	So.
Kentucky (2)		
35	Holman, Aric	So.
2	Wright, Eli	Fr.
Louisiana (1)		
1	Peters, Lamar	Fr.
Mississippi (5)		
23	Carter, Tyson	Fr.
4	Kegler, Mario	Fr.
3	Stapleton, Xavian	R-So.
20	Washington, Miles	Fr.
11	Weatherspoon, Quinnndary	So.
Haiti (1)		
34	Herard, Schnider	Fr.

## PRONUCIATION GUIDE

ARIC HOLEMAN: ERIC  
 QUINNNDARY WEATHERSPOON: QUINN-DARE-EE  
 XAVIAN STAPLETON: ZAY-VEE-AWN  
 SCHNIDER HERARD: SCHNI-DER HER-RARD

## GENERAL INFORMATION

Location: ..... Starkville, MS  
 Founded: ..... February 28, 1878  
 Enrollment: ..... 21,622  
 Conference: ..... SEC  
 Nickname: ..... Bulldogs  
 Colors: ..... Maroon & White  
 Arena: ..... Humphrey Coliseum (10,500)  
 President: ..... Dr. Mark E. Keenum  
 Athletics Director: ..... John Cohen  
 Web Site: ..... www.hailstate.com  
 Twitter: ..... @HailStateMBK  
 Hashtag: ..... #HailState

## BASKETBALL HISTORY

First Year of Basketball: ..... 1908-09  
 All-Time Record: ..... 1,375-1,169/105 years  
 All-Time SEC Record: ..... 576-756  
 Total Number of Head Coaches: ..... 20  
 Humphrey Coliseum Record: ..... 427-176  
 20-Win Seasons: ..... 17  
 NCAA Tournament Appearances: ..... 10 (11-10)  
 NCAA Tournament Final Fours: ..... 1 (1996)  
 NIT Appearances: ..... 8 (7-8)  
 NIT Final Fours: ..... 1 (2007)  
 SEC Championships: ..... 6  
 (2004, 1991, 1963, 1962, 1961, 1959)  
 SEC Tournament Championships: ..... 3  
 (2009, 2002 and 1996)  
 SEC Tournament Record: ..... 29-53  
 SEC Western Division Titles: ..... 7  
 (2010, 2008, 2007, 2004, 2003, 1996, 1995)

## TEAM INFORMATION

2015-16 Overall Record ..... 14-17  
 2015-16 SEC Record ..... 7-11, 11th  
 National Ranking: ..... n/a  
 Starters Returning/Lost: ..... 2/3  
 Letterwinners Returning/Lost: ..... 3/10  
 Newcomers: ..... 12  
 Roster (Sr./Jr./So./Fr.): ..... (1/1/4/9)

## MEDIA INFORMATION

## Credentials

Media members may obtain both season credentials and game-by-game passes by contacting Gregg Ellis at 662-325-3595.

## SEC Teleconference

The SEC Teleconference is coordinated through the SEC media relations office. To participate, contact Craig Pinkerton of the SEC at 205-458-3038. Ben Howland is scheduled for 11:17 a.m. CT.



## Media On Twitter

Will Sammon, Clarion Ledger  
 @WillSammon  
 David Brandt, Associated Press  
 @davidbrandtAP  
 Bob Carskadon, HailState Beat  
 @bobcarskadon  
 Joel Coleman, Starkville Daily News  
 @JoelTColeman  
 Robbie Faulk, 24/7 Sports  
 @robbiefaulk247  
 Paul Jones, 24/7 Sports  
 @PJ247Sports  
 Logan Lowery, Daily Journal  
 @loganlowery  
 David Murray, Dawgs' Bite  
 @DawgsBiteMag  
 Danny P. Smith, Starkville Daily News  
 @sdndannyp  
 Gene Swindoll, Gene's Page  
 @GeneSwindoll  
 Brett Hudson, Commercial Dispatch  
 @Brett\_Hudson  
 Steve Robertson, Commercial Dispatch  
 @ScoutSteveR



## MISSISSIPPI STATE TV/RADIO ROSTER



**1 Lamar Peters**  
FR | G | 6-0 | 188  
New Orleans, LA



**2 Eli Wright**  
FR | G | 6-4 | 203  
Owensboro, KY



**3 Xavian Stapleton**  
SO | G | 6-6 | 207  
Flora, MS



**4 Mario Kegler**  
FR | G | 6-7 | 220  
Jackson, MS



**5 Joe Strugg**  
FR | F | 6-9 | 196  
Montgomery, AL



**11 Quindary Weatherspoon**  
SO | G | 6-4 | 205  
Canton, MS



**12 Drew Davis**  
JR | G | 5-10 | 172  
Atlanta, GA



**13 Nick Singleton**  
SO | G | 6-5 | 194  
Decatur, GA



**15 I.J. Ready**  
SR | G | 5-11 | 166  
Rixey, AR



**20 Miles Washington**  
FR | C | 6-7 | 202  
New Albany, MS



**23 Tyson Carter**  
FR | G | 6-4 | 167  
Starkville, MS



**34 Schnider Herard**  
FR | F | 6-10 | 250  
Port-Au-Prince, Haiti



**35 Aric Holman**  
SO | F | 6-10 | 222  
Owensboro, KY



**45 E.J. Datcher**  
FR | C | 6-9 | 240  
Harpersville, AL



**Ben Howland**  
Head Coach  
2nd Year



**George Brooks**  
Assistant Coach  
7th Year



**Corey McCray**  
Assistant Coach  
2nd Year



**Ernie Zeigler**  
Assistant Coach  
2nd Year





**Michael Moynihan**  
Director of Operations  
1st Year



**Jalen Courtney**  
Video Director  
1st Year

## TALE OF THE TAPE

	74.5	71.5	45.4	36.8	68.7	35.2	-1.5	12.3	13.0	+0.7	0.9	7.2	4.2
	Points	Opp Points	FG%	3FG%	FT%	RB	RBM	ASST	TO	TM	AST-TO Ratio	STL	BL
	72.1	69.4	44.5	40.4	74.0	38.0	+3.7	13.8	13.8	-1.8	1.0	5.7	4.3

Leaders	Scoring	Rebounds	Assists	Steals	Blocks
<b>MSU</b>	Weatherspoon, 16.8	Holman, 6.3	Ready, 4.7	Ready, 1.8	Holman, 2.2
<b>OPP</b>	Maten, 19.2	Ogbeide, 7.2	Frazier, 4.3	Frazier, 2.0	Maten, 1.5

## Last Time Out For Georgia

- ✓ Rallied to win at Tennessee, 76-75.
- ✓ Trailing 36-34 at halftime.
- ✓ J.J. Frazier had 29 points.
- ✓ Georgia was 29-56 shooting, 7-19 beyond the arc.
- ✓ UGA won the battle of the boards, 37-31.
- ✓ Derek Ogbeide had 10 rebounds.
- ✓ The Bulldogs forced 5 turnovers and had 11. They also had 3 assists and 3 steals.

## Last Time Out For Mississippi State

- ✓ Lost to South Carolina, 77-73.
- ✓ Tyson Carter paced MSU with a career-high 22 points, while Mario Kegler added 16.
- ✓ MSU forced 11 turnovers and had 19.
- ✓ MSU won the battle of the boards, 31-28.
- ✓ Aric Holman had 7 rebounds.
- ✓ MSU had 12 assists, 5 steals and 4 blocks.
- ✓ MSU was 27-51 shooting, 11-27 beyond the arc. South Carolina was 27-54, 6-15.

## Georgia Series Breakdown

(Georgia leads, 57-53)  
**Last MSU win:** 72-61 (2012-13)  
**Last UGA win:** 79-69 (2015-16)  
**Current UGA win streak:** 5  
**Biggest MSU win:** 98-69 (1976-77)  
**Biggest UGA win:** 87-56 (1992-93)  
**at Athens**  
 (UGA leads, 28-19)  
**Last MSU win:** 72-61 (2012-13)  
**Last UGA win:** 66-45 (2013-14)  
**Current UGA win streak:** 1  
**Biggest MSU win:** 93-71 (1966-67)  
**Biggest UGA win:** 70-40 (1948-49)

## VERSUS SOUTH GEORGIA

Player	G-GS	Mins	FGM-FGA	Pct	3GM-3GA	Pct	FTM-FTA	Pct	Rebs	Ast	TO	BS	Stl	Pts
Holman	2-0	24	2-5	.400	0-0	.000	0-0	.000	2-1.0	0	2	3	0	4-2.0
Ready	5-3	144	14-45	.311	6-17	.353	4-8	.500	17-3.4	13	7	0	7	38-7.6
Weatherspoon	2-2	60	7-21	.333	3-9	.333	4-6	.667	8-4.0	5	1	0	2	21-10.5

## A LOOK AT THE SEC

## 2016-17 SEC Standings

	SEC	Overall
Florida	10-2 .833	20-5 .800
Kentucky	10-2 .833	20-5 .800
South Carolina	10-2 .833	20-5 .800
Alabama	7-5 .583	14-10 .583
Arkansas	7-5 .583	18-7 .720
Tennessee	6-6 .500	14-11 .560
Ole Miss	6-6 .500	15-10 .600
Mississippi State	5-7 .417	14-10 .583
Auburn	5-7 .417	16-9 .640
Georgia	5-7 .417	14-11 .560
Texas A&M	5-7 .417	13-11 .542
Vanderbilt	5-7 .417	12-13 .480
Missouri	2-10 .167	7-17 .292
LSU	1-11 .083	9-15 .375

As of February 14, 2017

## Upcoming Games

**February 14 (Tuesday)**  
 Florida at Auburn, 6 p.m.  
 Tennessee at Kentucky, 6 p.m.  
 LSU at Ole Miss, 8 p.m.  
 Mississippi State at Georgia, 8 p.m.

**February 15 (Wednesday)**  
 Arkansas at South Carolina, 5:30 p.m.  
 Alabama at Missouri, 7:30 p.m.

**February 16 (Thursday)**  
 Texas A&M at Vanderbilt, 6 p.m.

**February 18 (Saturday)**  
 Missouri at Tennessee, noon  
 Florida at Mississippi State, 1 p.m.  
 LSU at Alabama, 2:30 p.m.  
 Auburn at Texas A&M, 3 p.m.  
 Kentucky at Georgia, 5 p.m.  
 Ole Miss at Arkansas, 5 p.m.  
 South Carolina at Vanderbilt, 7:30 p.m.

## Recent Scores

**February 11**  
 Florida 71, Texas A&M 62  
 Kentucky 67, Alabama 58  
 Missouri 72, Vanderbilt 52  
 Georgia 76, Tennessee 75  
 Ole Miss 90, Auburn 74  
 South Carolina 77, Mississippi State 73  
 Arkansas 78, LSU 70

**February 8**  
 Tennessee 75, Ole Miss 66  
 Texas A&M 76, Missouri 73

**February 7**  
 Alabama 90, South Carolina 86 4ot  
 Florida 72, Georgia 60  
 Kentucky 92, LSU 85  
 Vanderbilt 72, Arkansas 59  
 Auburn 98, Mississippi State 92



**Humphrey Coliseum History****First Game:**..... Dec. 1, 1975; MSU 85, Indiana St. 82**Overall Record:**..... 427-176 (.708)**Non-Conference Record:**..... 212-37 (.851)**SEC Record:**..... 215-139 (.607)**Humphrey Coliseum Yearly Records**

Year	Attn.	Avg.	Record (SEC)
1975-76	70,081	5,006	10-4 (5-4)
1976-77	76,232	5,082	11-4 (5-4)
1977-78	72,025	5,540	11-2 (8-1)
1978-79	99,906	7,136	11-3 (7-2)
1979-80	67,209	6,721	6-4 (5-4)
1980-81	48,214	4,018	6-6 (3-6)
1981-82	56,414	4,030	7-7 (3-6)
1982-83	68,416	5,263	11-2 (7-2)
1983-84	61,508	4,393	6-8 (3-6)
1984-85	89,370	6,384	11-3 (7-2)
1985-86	43,927	3,379	4-9 (3-6)
1986-87	40,715	2,908	7-7 (3-6)
1987-88	54,074	4,160	9-4 (5-4)
1988-89	74,344	5,719	9-4 (5-4)
1989-90	74,623	5,740	9-4 (5-4)
1990-91	102,072	7,852	12-1 (8-1)
1991-92	72,142	5,549	8-5 (4-4)
1992-93	61,172	4,706	10-3 (5-3)
1993-94	88,687	6,335	10-4 (5-3)
1994-95	80,681	6,723	11-1 (7-1)
1995-96	97,996	7,538	10-3 (6-2)
1996-97	74,275	5,305	10-4 (5-3)
1997-98	77,954	5,996	7-6 (2-6)
1998-99	70,257	5,018	12-2 (6-2)
1999-00	61,764	4,412	10-4 (4-4)
2000-01	77,654	4,568	13-4 (6-2)
2001-02	79,642	5,689	13-1 (7-1)
2002-03	98,312	7,022	12-2 (7-1)
2003-04	111,940	7,996	12-2 (6-2)
2004-05	103,031	7,925	11-2 (6-2)
2005-06	90,875	5,680	11-5 (5-3)
2006-07	123,736	6,512	16-3 (6-2)
2007-08	106,672	7,111	12-3 (7-1)
2008-09	157,111	8,728	13-5 (5-3)
2009-10	116,919	6,878	13-4 (6-2)
2010-11	97,069	5,710	12-5 (5-3)
2011-12	152,363	8,019	15-4 (6-2)
2012-13	94,092	6,721	7-7 (3-6)
2013-14	123,743	6,875	11-7 (3-6)
2014-15	106,946	6,291	9-8 (3-6)
2015-16	99,338	6,623	10-5 (5-4)
2016-17	101,764	7,269	9-5 (3-3)

Opponent	vs. SEC Opponents				Str.
	GP	W	L	PCT.	
Alabama	41	22	19	.537	L4
Arkansas	24	18	6	.750	W1
Auburn	40	28	12	.700	W6
Florida	28	14	14	.500	L2
Georgia	30	18	12	.600	L4
Kentucky	30	9	21	.300	L5
LSU	29	24	15	.615	W1
Missouri	4	3	1	.750	W2
Ole Miss	41	33	8	.805	W1
S. Carolina	14	10	4	.714	L1
Tennessee	31	15	16	.484	L3
Texas A&M	4	2	2	.500	W1
Vanderbilt	29	20	9	.690	W2

**MSU KNOWS HOW TO WIN GAMES AT 'THE HUMP'**

Over the course of the last decade, Mississippi State's Humphrey Coliseum has become a difficult venue for opposing teams. Last year, MSU was 10-5, including a 5-1 mark against non-conference foes. This year, MSU is 9-4.

The Bulldogs have compiled a 42-season composite record of 427-176 (.708) at "The Hump" since Mississippi State's basketball facility opened prior to the 1975-76 campaign.

**TRACKING MSU'S HOME SUCCESS UNDER BEN HOWLAND**

Season	Overall		SEC		Non-SEC	
	Record	Win %	Record	Win %	Record	Win %
2015-16	10-5	.667	5-4	.556	5-1	.833
2016-17	9-5	.643	3-3	.500	6-2	.750
<b>Totals</b>	<b>19-10</b>	<b>.655</b>	<b>8-7</b>	<b>.533</b>	<b>11-3</b>	<b>.786</b>

**A LOOK AT THE HISTORY OF HUMPHREY COLISEUM****LARGEST CROWDS  
AT THE HUMP**

Crowd	Opponent	Date
10,788	Kentucky	2-16-10
10,735	Ole Miss	2-7-04
10,645	Ole Miss	2-23-02
10,541	Florida	1-7-03
10,458	Auburn	3-2-04
10,437	Alabama	2-21-04
10,432	Alabama	3-5-05
10,432	Kentucky	1-13-04
10,429	Ole Miss	2-15-03
10,421	Ole Miss	1-26-08
10,412	Ole Miss	1-13-09
10,364	Ole Miss	2-9-12
10,338	Florida	1-24-07
10,315	Kentucky	1-9-96

**INDIVIDUAL MSU  
RECORDS AT THE HUMP**

**Most Points Scored**  
40, Rickey Brown (Auburn, 3-7-77)

**Most Rebounds**  
24, Wiley Peck (Alabama, 1-27-79)

**Most Assists**  
15, Al Perry (Vanderbilt, 1-29-77)

**TEAM MSU  
RECORDS AT THE HUMP**

**Most Points Scored**  
123, Troy State (12-5-95)

**Most Rebounds**  
75, Mississippi Valley St. (11-21-00)

**Most Consecutive Wins**  
14, 1-22-03 to 1-10-04



### CHARTING I.J. Ready

S | G | 5-11  
Rixey, AR

#### MSU Career Assists Chart

1. Dee Bost.....	633
2. Derrick Zimmerman.....	514
3. Al Perry.....	510
4. Jamont Gordon.....	484
5. Chuck Evans.....	454
6. Doug Hartsfield.....	413
7. <b>I.J. Ready.....</b>	<b>368</b>
8. Jack Bouldin.....	357
9. Detrick White.....	351
10. Butch Pierre.....	342

#### MSU Career Steals Chart

1. Ray White.....	217
2. Derrick Zimmerman.....	205
3. Dee Bost.....	193
4. Craig Sword.....	185
5. Chuck Evans.....	165
6. Barry Stewart.....	162
7. Timmy Bowers.....	161
8. Tony Watts.....	154
9. Winsome Frazier.....	147
10. <b>I.J. Ready.....</b>	<b>143</b>

#### SEC Season Rank

Assists.....	3
Steals.....	6
Assist/Turnover Ratio.....	1

#### NCAA Season Rank

Assists.....	80
Steals.....	86
Assist/Turnover Ratio.....	29



### CHARTING Lamar Peters

F | G | 6-0  
New Orleans

#### Freshman 3FG Made

1. Barry Stewart.....	68
2. Malik Newman.....	61
3. Reginald Delk.....	59
4. Dee Bost.....	54
5. <b>Lamar Peters.....</b>	<b>48</b>
T6. Rodney Hood.....	47
T6. Ben Hansbrough.....	47
8. Q. Weatherspoon.....	43
9. Fred Thomas.....	41

#### SEC Season Rank

3-Point FG%.....	2
3-Point FGM.....	3

## A CLOSER LOOK AT MSU

### REBOUND TURNAROUND

■ Freshman Mario Kegler had a career game against the Tennessee.

He totaled a career-best 17 points and tied his career-high with 9 rebounds.

He also surpassed 200 points for a career against the Vols.

### THE COMEBACK

■ Against Tennessee, MSU overcame a 19-point deficit to post a 64-59 victory on Feb. 4.

It was the second-largest comeback in school history, behind the 20-point deficit the 2002 team fought back from against Kentucky (30-10, 6:37[1H]).

### THE ODD WIN

■ Also against the Volunteers, MSU won for the first time this year in six games when having fewer assists.

In addition, MSU won for the first time since March of 2005 (Arkansas) when shooting worse than 35 percent from the floor.

### REBOUND TURNAROUND

■ In the SEC opener at home against Alabama, the Bulldogs were out-rebounded 43-27, their largest deficit of the year.

However, when the two met for a second time on Jan. 28, MSU won the battle of the boards, 40-37.

MSU achieved the feat again against Tennessee. The Vols were +14 in the first meeting, while MSU was +10 on Feb. 4.

### OFF THE SCHNIDE

■ After coming off the bench the first 12 games, freshman forward **Schnider Herard** has started all SEC games.

During that stretch, the Haiti native is averaging 7.7 points and 6.0 rebounds, while on the year he's averaging 5.4 points and 5.5 boards.

He scored a career-high 16 points against Texas A&M, while his career-high of 15 rebounds was Feb. 4 against Tennessee.

### 2 WITH 20

■ In the 89-74 win against Missouri, both **Quinnndary Weatherspoon** (29) and **Lamar Peters** (23) totaled 20-plus points.

It was the first time to MSU players scored 20 or more points in the same game since Weatherspoon had 23 and Gavin Ware 21 against Tennessee on Jan. 16, 2016.

At Auburn, the talented duo did it again, with Weatherspoon having 25 and Peters 23.

### MIZZOU HIGH/LOW

■ Against Missouri, Mississippi State shot a season high 57.1 per-

cent (32-56) from the floor. The previous high of .542 (32-59) was against Kentucky.

### HARDCOURT ROBBERY

■ Four times this year, MSU has collected 11 or more steals.

Against Oregon State, the Bulldogs were credited with 17 steals, the most since also having 17 against Florida Atlantic on 11-13-12.

MSU is fifth in the SEC with its 7.2 average, 60th nationally.

Individually, **I.J. Ready** is sixth in the SEC with his 1.8 steals, while **Quinnndary Weatherspoon** is seventh at 1.7.

### Q ECLIPSES 700

■ After surpassing 500-career points against Southern Miss back in December, **Quinnndary Weatherspoon** reached 600 after scoring 25 points in the win at Arkansas.

Then at Ole Miss, he surpassed 700. In 53 games he has 740 points.

### LEAST EXPERIENCED

■ MSU is currently the least-experienced team in the country (351 total), with an average of .68.

1. Mississippi State (.68)
2. Illinois Chicago (.71)
3. Bradley (.77)
4. Oregon State (.80)
5. Washington (.84)

### HOLMAN'S BLOCK PARTY

■ Against Norfolk State in the season opener, sophomore forward **Aric Holman** totaled 5 blocked shots before having 5 against Northwestern State on Nov. 28.

That was the most by an MSU player since Gavin Ware also had 5 at Loyola-Chicago on 12-5-12.

On the year, he currently has 52, the third most in the SEC.

### 20 X 2

■ After totaling a career-high 27 points against Morehead State, **Quinnndary Weatherspoon** poured in 25 against UMKC.

The last MSU player who totaled 20-plus points in back-to-back games was Craig Sword last year — 20 versus Kentucky, 21 at Arkansas.

Sword is also the last player to do it in three-straight games.

Weatherspoon has eclipsed the 20-point mark eight times this year.

### .500 x 2, x 2

■ On Dec. 22, both Mississippi State and Morehead State shot 50 percent from the floor in the Bulldogs' 85-76 victory.

MSU was .534, while the Eagles were .500.

And then against Kentucky (.542/.508) and South Carolina (.529/.500).

### SEEING DOUBLE

■ **Aric Holman** and **Schnider Herard** have recorded four of MSU's five double-doubles this year.

Holman's first came in the season opener against Norfolk State, where he had 11 points and 11 rebounds. Then at Arkansas, he totaled 13 points and 11 rebounds.

Both of Herard's came against Tennessee with 14 points and 11 rebounds in Knoxville and then 12 points and 15 rebounds on Feb. 4.

In that same game, **Xavian Stapelton** had his first with 14 points and 11 rebounds, both career highs.

### SOLID FIRST HALF AT LSU

■ At LSU, the Bulldogs had their best first half of the year, scoring 52 points, surpassing the 45 totaled against Oregon State, en route to a 95-78 win.

In the opening frame, MSU was 20-34 shooting, with a 7-12 mark from 3-point range.

### HOLMAN'S HIGHS

■ Sophomore **Aric Holman** had a career game against UTEP in terms of scoring, totaling 18 points in the Bulldogs' 61-54 victory.

Holman has scored 10-plus points in 10 games, something he didn't do last year in 21 outings.

### LONG-RANGE SUCCESS

■ Ten times this year, Mississippi State has made 11 or more 3-pointers and is 8-0 in those games.

The school record of 17 came in Jackson against Southern Miss on Dec. 19.

MSU has three players with 30 or made 3-pointers. **Lamar Peters** leads the way with 48, followed by **Quinnndary Weatherspoon** with 42. **Tyson Carter** has 33.

Peters is third in the SEC with his 2.2 average.

As a team, Mississippi State is third in the league at 8.2.

### FORCING TURNOVERS

■ On the year, MSU has forced 329 turnovers to rank 8th in the SEC in turnover margin (+0.7).

The high mark this season was 22 against Texas A&M, which MSU converted into 21 points.

### RARE LOSS

■ At Auburn, MSU lost for the first time since 2012 (UMass, 96) when scoring 92 or more points.

The Bulldogs also had 64 points in the second half, the most of any frame this year.



## 2016-17 MISSISSIPPI STATE NOTES



## WHEN Q SCORES 20-PLUS

■ When **Quinnndary Weatherspoon** scores 20 or more points, Mississippi State benefits.

Eight times this season he has reached that mark. The Bulldogs are 7-1 in those games.

Opponent	Date	Points	Result
Norfolk State	11-11-16	22	W, 78-74
Boise State	11-18-16	25	W, 80-68
Oregon State	12-01-16	21	W, 74-57
Morehead State	12-22-16	27	W, 85-76
UMKC	12-29-16	25	W, 77-54
Arkansas	01-10-17	25	W, 84-78
Missouri	01-25-17	29	W, 89-74
Auburn	02-07-17	25	L, 98-82

## Q POW

■ On Jan. 16, **Quinnndary Weatherspoon** was tabbed the SEC's player of the week after scoring 25 points at Arkansas and 13 versus Kentucky.

Last year, he earned freshman of the week honors twice.

## 35 STRAIGHT POINTS

■ Against Southern Miss in an 86-44 win, Mississippi State did something no other team in school history during the modern era has achieved — score 35-straight points.

Up 41-29 in the second half, MSU pulled ahead 76-29 before the Golden Eagles scored again. It was the largest margin of victory since beating New Orleans by 51 (97-46) on 1-3-13.

## DEFENSIVE EFFORT

■ Mississippi State held Southern Miss to a season-low 44 points.

It was the fewest points the Bulldogs have allowed since Mississippi Valley State managed just 45 on Dec. 28, 2009.

The Golden Eagles totaled just 19 second-half points, also the fewest MSU has yielded this season.

## THE RALLY CAPS

■ Mississippi State doesn't know the word quit.

In five games this season, the Bulldogs have rallied from deficits of 10 or more points to win.

The wins include UTEP (11-point deficit), Northwestern State (10), Morehead State (10), Texas A&M (10) and Tennessee (19).

## MIZZOU SUCCESS

■ Mississippi State has now defeated Missouri a series-best four times in a row to give it a 5-4 advantage.

The Tigers, Ole Miss and South Carolina are the three SEC teams MSU has a winning record against.

## UNUSUAL LOSSES

■ Against Kentucky, MSU lost for the first time in 11 games this year when shooting 45 percent or better from the floor (.542).

It happened again at Auburn (.485) and then against South Carolina (.529)

## ANOTHER 20 FOR PETERS

■ At Auburn, freshman guard **Lamar Peters** totaled 23 points, marking the fourth time he's totaled 20-plus points.

Among all SEC freshman, he's eighth in scoring at 12.0.

## PRESEASON ALL-SEC &amp; POLL

■ In the preseason polls voted on by the coaches, sophomore guard **Quinnndary Weatherspoon** was tabbed first-team All-SEC. Last March, he earned SEC All-Freshman honors.

The Canton, Miss., native was also a second-team selection by the media.

As a team, the Bulldogs were picked to finish 10th under second-year coach **Ben Howland**.

## Preseason Poll

- |               |                       |
|---------------|-----------------------|
| 1. Kentucky   | 8. South Carolina     |
| 2. Florida    | 9. Ole Miss           |
| 3. Texas A&M  | 10. Mississippi State |
| 4. Georgia    | 11. Auburn            |
| 5. Arkansas   | 12. LSU               |
| 6. Vanderbilt | 13. Tennessee         |
| 7. Alabama    | 14. Missouri          |

## LIKE FATHER, LIKE SON

■ In the season-opener against Norfolk State, freshman guard **Tyson Carter** drew the start.

28 years ago, his father, Greg, drew a start on opening day against Christian Brothers as a freshman.

While Tyson poured in 17 points on 6-of-8 shooting with five made 3-pointers, Greg was 5-6 with 10 points.

Tyson's 17 points were the most by a freshman on opening day since that same game his father played, when Chancellor Nichols also totaled 17.

## 100 AND COUNTING

■ It was only fitting that **I.J. Ready's** 100th-career game came in his home state of Arkansas.

The senior guard has started 77 of his 105 outings and has totaled 842 points and dished out 368 assists.

He needs just 158 points to become the 37th MSU player to reach 1,000 for a career.

## LOW MARKS VS. ALABAMA

■ Mississippi State opened SEC play with a 68-58 setback to Alabama at Humphrey Coliseum.

The Bulldogs shot just 36.5 percent from the floor and had season lows in points (58), rebounds (26) and field goals made (19).

## KENTUCKY BLUES

■ In the hard-fought setback to Kentucky, Mississippi State had season-highs in turnovers (19) and fouls (28).

UK's 24 fouls were the most for an MSU foe.

## WALK-ON SUCCESS

■ Against Northwestern State, walk-on **Nick Singleton** came off the bench and provided a much-

needed spark for the Bulldogs.

In 13 minutes, he totaled 5 points. He entered the game having played just two minutes.

He's appeared in six games and is averaging 0.8 points in 25 minutes of action.

**Drew Davis** scored his first-career points against Southern Miss, draining two 3-pointers to total 6 points in 5 minutes. He also dished out his first assist. He's appeared in five games and has logged 11 minutes.

**Miles Washington** has played in five games.

## LARGEST SETBACK AT HOME

■ The 14-point loss to Lehigh on Nov. 25 was the largest non-conference home game since also losing by 14 to McNeese State on 12-30-14.

It was also the largest setback at the Hump with **Ben Howland** at the helm.

## RELIVING THE 80s

■ Mississippi State has found great success on the road in SEC play early.

The Dogs are 2-3 with a 95-78 win at LSU, followed by an 84-78 win at Arkansas.

That marked the first time since 2014 MSU has scored 80-plus points in back-to-back conference games (82 at Auburn and 81 at LSU, both losses).

## BULLDOGS SIGN 3

■ Mississippi State took advantage of the early signing period back in November and signed three players — two 4-stars and one 3-star — to give MSU its second Top 20 signing class in a row.

Joining MSU next season are guards Nick Weatherspoon (Velma Jackson) of Canton, Miss., and KeyShawn Feazell (Lawrence County) of Monticello, Miss., and forward Garrison Brooks (Auburn HS) of Lafayette, Ala.

Weatherspoon is the younger brother MSU sophomore standout **Quinnndary Weather-spoon**, while Brooks is the son of MSU assistant coach, **George Brooks**.

Below are the national rankings . . .

Outlet	Rank
Scout .....	18
24/7 .....	23
Rivals .....	23
ESPN .....	30

## BROOKS NOTED FOR RECRUITING

■ In this year's Sporting News basketball publication, MSU assistant **George Brooks** was named the second best recruiter in the SEC.

Brooks, a 1996 MSU graduate, has been an assistant with the Bulldogs for seven years after serving as head coach at Meridian Community College.

He's been responsible for signing top talent such as **Quinnndary Weatherspoon**, **Mario Kegler** and **Garrison Brooks**.

## 50 AND COUNTING

■ Against Missouri, second-year coach Ben Howland coached in his 50th game at Mississippi State.

That game also marked his 25th SEC game since taking over the helm.

## 2016-17 MISSISSIPPI STATE NOTES



## MSU GOES UNDEFEATED IN ITALY

■ This past August, Mississippi State spent a little more than two weeks traveling across all of Italy playing games, posting a perfect 4-0 ledger.

Quinnndary Weatherspoon averaged a team-high 23.3 points, followed by Tyson Carter at 20.5 and Eli Wright at 15.3.

Aric Holman was the top rebounder at 7.8 boards.

## Scores

8/05/16 Lithuania NT, W 88-83 (ot)  
8/08/16 Lithuania, W 93-85  
8/10/16 Adriatic Sea, W 96-66  
8/12/16 Kosovo, W 91-87 (ot)

## HOWLAND GETS RIVALRIES

■ In his three power conference stops, Ben Howland has enjoyed great success against his respective school's biggest rival.

While at Pittsburgh, he was 5-4 against West Virginia. Then at UCLA, he was 14-9 against Southern Cal.

Now at MSU, he's 1-2 against Ole Miss.

Overall, he's 20-15 in those rival games.

## 600 &amp; COUNTING

■ The Jan. 17 game against Kentucky was the 600th in Humphrey Coliseum history, which dates to Dec. 1, 1975.

The Bulldogs are 426-176 in the building.

## CBS SUCCESS

■ Make that two-straight on CBS.

Saturday at Humphrey Coliseum, the Bulldogs defeated Texas A&M 67-58 on CBS.

It was the second win in a row on the network, as MSU defeated Florida, 71-64, on Jan. 29, 2011.

## WELCOMING NEW COMPETITION

■ The Bulldogs' first five games this season were against first-time foes.

Those newcomers were Norfolk State, Central Florida, Boise State, UTEP and Lehigh.

## WRIGHT MOVE

■ Eli Wright earned his first-career and only start against Northwestern State and responded with 11 points on 4-of-5 shooting to go along with his 7 rebounds.

## 2-1 IN CHARLESTON

■ Mississippi State posted a 2-1 ledger in the Charleston Classic with wins against Boise State and UTEP.

The lone loss came against Central Florida.

MSU is now 92-81 all-time in regular-season tournaments.



## STREAKS SNAPPED

■ Despite the thrilling come-from-behind 64-59 win against Tennessee on Saturday, Quinnndary Weatherspoon and Lamar Peters had one streak come to an end.

Both entered the contest having scored in double-digits eight games in a row.

## TOUGH SHOWING IN OXFORD

■ The 88-61 loss to Ole Miss was the largest to the Rebels in series history.

It was also the third time this season the Bulldogs never led.

## 23 STRAIGHT

■ Although I.J. Ready has missed the last four games with a lower leg injury, he has made 23-straight free throws.

His last miss came on Nov. 28, 2016, against Northwestern State.

## ALL-TOURNAMENT

■ Quinnndary Weatherspoon earned All-Tournament honors at the Gildan Charleston Classic after scoring a career-high 25 points against Boise State.

He also totaled 19 points against Central Florida and 9 against UTEP.

## MSU+TAMU=CLOSE GAMES

■ Mississippi State and Texas A&M have met just 10 times, seven coming in SEC action.

Of those meetings, eight have been decided by 9 points or less, including the last outing this past Saturday (67-59, 8).

In addition, four have been decided by four points or less.

## A CLOSER LOOK AT SEC OPENERS


■ Mississippi State is now 45-39 all-time in SEC openers. At home, the Bulldogs are 30-19. On the road, they are 15-19. In neutral site affairs, MSU is 0-1.

MSU has played Auburn the most (21 games), while the Bulldogs have collected 10 wins against Auburn and LSU to lead the way.

The most losses have come against Auburn (11), while the only team MSU hasn't opened up with is Missouri.

This year, MSU opened with a 68-58 versus Alabama.

Team	Record
Alabama .....	2-5
Arkansas.....	3-1
Auburn.....	10-11
Florida.....	5-7
Georgia.....	1-1
Kentucky.....	2-3
LSU.....	10-1



Ole Miss.....	3-1
South Carolina.....	3-0
Tennessee .....	3-4
Texas A&M.....	0-1
Vanderbilt.....	3-3

## JONES NAMED 2016 SEC LEGEND

■ Dontae' Jones has been named the 2017 SEC Legend.

Jones, a native of Nashville, Tenn., played for the Bulldogs in 1996 and led MSU to the SEC Tournament crown and MSU's first trip to the Final Four.

The All-SEC selection the overall 21st pick of the 1996 draft by the New York Knicks before being traded to the Boston Celtics.

He'll be recognized at the SEC Tournament next March in Nashville.

## All-Time MSU Legends

<b>1999:</b> Bailey Howell	<b>2009:</b> Tony Watts
<b>2000:</b> Jim Ashmore	<b>2010:</b> Kermit Davis
<b>2001:</b> W.D. Stroud	<b>2011:</b> Darryl Wilson
<b>2002:</b> Jeff Malone	<b>2012:</b> Chuck Evans
<b>2003:</b> Joe Dan Gold	<b>2013:</b> Horatio Webster
<b>2004:</b> Greg Carter	<b>2014:</b> Erick Dampier
<b>2005:</b> Jack Bouldin	<b>2015:</b> Doug Hutton
<b>2006:</b> Rickey Brown	<b>2016:</b> Mario Austin
<b>2007:</b> Richard Williams	<b>2017:</b> Dontae' Jones
<b>2008:</b> Wiley Peck	

## MSU vs. RANKED FOES

■ Following the loss to No. 16 South Carolina on Saturday, MSU has now lost 16-straight games to ranked opponents and 18 out of the last 21.

Below is a closer look . . .

Date	Team	Score	Rank
02-11-17	South Carolina	L, 77-73 (4)	16
01-17-17	Kentucky	L, 87-81 (6)	5
02-24-16	Texas A&M	L, 68-66 (2)	21
01-26-16	So. Carolina	L, 84-74 (10)	22
01-12-16	Kentucky	L, 80-74 (6)	13
01-06-16	Texas A&M	L, 61-60 (1)	21
02-25-15	Kentucky	L, 74-56 (18)	1
02-21-15	Arkansas	L, 65-61 (4)	17
01-20-14	Florida	L, 62-51 (11)	3
01-08-14	Kentucky	L, 85-63 (22)	14
02-09-13	Florida	L, 83-55 (28)	2
02-06-13	Ole Miss	L, 93-75 (18)	23
01-26-13	Florida	L, 82-47 (35)	7
11-19-12	No. Carolina	L, 95-49 (46)	11
02-21-12	Kentucky	L, 73-64 (9)	1
02-28-12	Florida	L, 69-57 (12)	13
11-18-11	Arizona	W, 67-57 (10)	15
11-17-11	Texas A&M	W, 69-60 (9)	18
02-29-11	Florida	W, 71-64 (7)	24
02-27-11	Vanderbilt	L, 81-74 (7)	19
03-14-10	Kentucky	L, 75-74 (1) [ot]	2



## 2016-17 MISSISSIPPI STATE NOTES

## LOTS OF ROAD POINTS

■ Mississippi State collected its first road win of the season with a 95-78 win at LSU, its most points in league play since totaling 91 at Auburn in 1994.

The 95 points were also the most in SEC action since pouring in 94 at home against LSU in 2009.

## STREAKS SNAPPED

■ MSU entered SEC play having lost four straight at both LSU and Arkansas, dating back to 2011.

In a span of four days, both ended as the Bulldogs won at LSU (95-78) and at Arkansas (84-78). The two road wins have already matched last year's total.

## HOWLAND LOOKING TO JOIN ELITE CLUB

■ Ben Howland enters his second season at Mississippi State looking to achieve a feat only 12 coaches have ever done, and that's lead four different teams to the NCAA Tournament.

Howland has already guided Northern Arizona, Pittsburgh and UCLA to the Big Dance.

The first 12 coaches to do so are Lon Kruger, Steve Alford, John Beilein, Lefty Driesell, Cliff Ellis, Larry Eustachy, Jim Harrick, Fran McCaffery, Tom Penders, Tubby Smith, Rick Pitino and Ed- die Sutton.

## JUST ONE 3

■ Against Texas A&M, Mississippi State limited the Aggies to just one 3-pointer, which came late in the second half.

It was the fewest treys allowed since Arkansas had only one on Feb. 9, 2016, at the Hump.

## BREAKDOWN OF GAMES IN JACKSON

■ Mississippi State is now 18-6 all-time at Mississippi Coliseum following the Dec. 19 win against Southern Miss.

The two teams will also play there next year.

The Bulldogs and Golden Eagles have now met four times at Mississippi Coliseum, with the series tied at 2-apiece.

Here's the entire breakdown . . .

DATE	OPPONENT	W/L	SCORE
12-15-62	Memphis State	W	77-66
01-28-63	Southern Miss	W	62-52
12-14-63	Memphis State	L	73-65
12-16-63	Southern Miss	L	65-60
12-29-64	Mississippi College	L	72-57
12-30-64	Delta State	W	82-63
01-28-65	Arkansas	L	84-69
12-18-78	Iowa State	W	80-70
12-15-80	Southern Miss	L	68-53
11-30-85	Jackson State	W	77-62
12-16-87	McNeese State	W	76-66
11-17-98	Arkansas-Pine Bluff	W	105-53
12-18-02	Georgia State	W	78-54
12-22-04	Jacksonville State	W	95-53

12-15-05	Jacksonville State	W	104-80
12-21-06	New Orleans	W	89-63
01-05-08	Lafayette	W	77-53
12-22-08	Nicholls State	W	77-68
12-22-09	Centenary	W	88-51
12-22-11	Northwestern State	W	82-67
12-22-13	Central Arkansas	W	79-72
12-20-14	USC Upstate	L	53-51
12-23-15	Northern Colorado	W	93-69
12-19-16	Southern Miss	W	86-44

## 2016-17 BULLDOG STREAKS

## Team W/L Streaks

Overall Wins .....	L2
Home Wins .....	L1
Road Wins .....	L4
Neutral Wins .....	W3

## Consecutive Double-Figure Scoring Games

Mario Kegler .....	3
Xavian Stapleton .....	1
Tyson Carter .....	1

## Consecutive Games with A Made 3-pointer

Mario Kegler .....	6
Lamar Peters .....	2
Eli Wright .....	2
Xavian Stapleton .....	1
Tyson Carter .....	1
Aric Holman .....	1

## Consecutive Games Played (All Seasons)

Aric Holman .....	45
Mario Kegler .....	24
Tyson Carter .....	24
Schnider Herard .....	24

Lamar Peters .....	18
Quinnndary Weatherspoon .....	18
Xavian Stapleton .....	15
Eli Wright .....	14
E.J. Datcher .....	11

## Consecutive Games Started

Quinnndary Weatherspoon .....	18
Mario Kegler .....	13
Schnider Herard .....	12
Lamar Peters .....	11
Xavian Stapleton .....	1

## 30 Minute Games

Quinnndary Weatherspoon .....	16
I.J. Ready .....	11
Mario Kegler .....	10
Lamar Peters .....	7
Tyson Carter .....	5
Aric Holman .....	3
Schnider Herard .....	2
Eli Wright .....	1



Aric Holman has played in a team-high 44-consecutive games.

## 2016-17 MISSISSIPPI STATE MISCELLANEOUS STATS/SEC STANDINGS

## CHARTING THE BULLDOGS

Dunks		Scored First Points	
Aric Holman	29	Aric Holman	6
Quinnndary Weatherspoon	21	Quinnndary Weatherspoon	5
Mario Kegler	7	Schnider Herard	4
Schnider Herard	7	Xavian Stapleton	4
Xavian Stapleton	7	Lamar Peters	2
Tyson Carter	5	Tyson Carter	1
		I.J. Ready	1
		Mario Kegler	1
Charges Drawn		How First Points Were Scored	
I.J. Ready	7	3-pointer	5
Quinnndary Weatherspoon	4	Jumper	6
Schnider Herard	2	Layup	5
Mario Kegler	1	Free Throw	4
Xavian Stapleton	1	Dunk	4
Point Distribution (%)		Final Three Minutes From FT Line	
Seniors	173 (9.7)	Lamar Peters	20-23 (.870)
Juniors	8 (0.4)	I.J. Ready	18-20 (.900)
Sophomores	684 (38.3)	Mario Kegler	9-14 (.643)
Freshmen	922 (51.6)	Aric Holman	11-16 (.680)
<b>TOTAL:</b>	<b>1,787</b>	Tyson Carter	2-4 (.500)
First Sub		Schnider Herard	1-2 (.500)
Schnider Herard	10	Quinnndary Weatherspoon	10-13 (.769)
Xavian Stapleton	4	Xavian Stapleton	0-1 (.000)
I.J. Ready	3	Eli Wright	1-2 (.500)
Tyson Carter	3	<b>TOTAL</b>	<b>72-97 (.742)</b>
Lamar Peters	3	<b>Opponent Total</b>	<b>53-82 (.646)</b>
Eli Wright	2		
Aric Holman	2		
E.J. Datcher	2		
Nick Singleton	1		
Mario Kegler	1		

## DIFFERENCE BETWEEN WINNING AND LOSING

Wins	Stat	Losses
77.6	Points	70.0
63.9	Opp. Points	82.1
+13.8	Scoring Margin	-12.1
.472	FG%	.429
.408	Opp. FG%	.468
.404	3FG%	.315
.296	Opp. 3FG%	.360
.679	FT%	.697
.671	Opp. FT%	.703
36.9	Rebounds	32.9
34.3	Opp. Rebounds	40.0
+2.6	Rebound Margin	-7.1
13.6	Assists	10.4
11.9	Turnovers	14.6
+3.3	Turnover Margin	-2.9
8.2	Steals	5.8
4.6	Blocks	3.6

## BULLDOGS IN SEC

CATEGORY	RANK
Scoring offense	8
Scoring defense	7
FG%	5
FG% defense	12
3PT FG%	3
3PT FG% defense	4
FT%	9
Rebounds	13
Rebounds allowed	10
Rebound margin	13
Assists	13
Blocked shots	10
Steals	5
Turnover margin	8
Assist/Turnover ratio	10

## SEASON AND CAREER TOTALS

	2016-17	Career		2016-17	Career		2016-17	Career
<b>Double-Digit Scoring</b>			<b>Double-Doubles</b>			<b>5+ Made Free Throws</b>		
I.J. Ready	8 (6-2)	34 (18-16)	Aric Holman	2 (2-0)	2 (2-0)	I.J. Ready	2 (2-0)	5 (4-1)
Q. Weatherspoon	18 (11-7)	38 (22-16)	Quinnndary Weatherspoon		2 (2-0)	Quinnndary Weatherspoon	9 (6-3)	10 (7-3)
Tyson Carter	8 (5-3)	8 (5-3)	I.J. Ready		1 (1-0)	Aric Holman	2 (2-0)	2 (2-0)
Aric Holman	10 (8-2)	10 (8-2)	Schnider Herard	2 (1-1)	2 (1-1)	Lamar Peters	4 (2-2)	4 (2-2)
Mario Kegler	14 (7-7)	14 (7-7)	Xavian Stapleton	1 (1-0)	1 (1-0)	Schnider Herard	2 (2-0)	2 (2-0)
Lamar Peters	15 (8-7)	15 (8-7)				Mario Kegler	2 (2-0)	2 (2-0)
Schnider Herard	4 (2-2)	4 (2-2)	<b>3+ 3-Pointers</b>			Xavian Stapleton	1 (1-0)	1 (1-0)
Eli Wright	2 (2-0)	2 (2-0)	Tyson Carter	5 (4-1)	5 (4-1)	Note: Record in games in ( )		
Xavian Stapleton	3 (2-1)	3 (2-1)	Quinnndary Weatherspoon	6 (5-1)	12 (8-4)			
<b>20+ Points</b>			Lamar Peters	8 (5-3)	8 (5-3)			
Quinnndary Weatherspoon	8 (7-1)	10 (8-2)	Mario Kegler	3 (2-1)	3 (2-1)			
I.J. Ready	1 (0-1)	4 (1-3)	Ready	1 (1-0)	6 (1-5)			
Lamar Peters	4 (3-1)	4 (3-1)	<b>10+ 3-Point Attempt Games</b>					
Tyson Carter	1 (0-1)	1 (0-1)	Lamar Peters	2 (2-0)				
<b>30+ Points</b>			Tyson Carter	1 (0-1)				
<b>10+ Rebounds</b>			<b>3+ Steal Games</b>					
Aric Holman	3 (3-0)	3 (3-0)	I.J. Ready	6 (6-0)	17 (13-4)			
Quinnndary Weatherspoon		2 (2-0)	Quinnndary Weatherspoon	5 (5-1)	7 (5-2)			
Schnider Herard	3 (2-1)	3 (2-1)	Lamar Peters	2 (1-1)	2 (1-1)			
Xavian Stapleton	1 (1-0)	1 (1-0)	Xavian Stapleton	1 (1-0)	1 (1-0)			
<b>5+ Block Games</b>			<b>5+ Block Games</b>					
			Aric Holman	2 (2-0)	2 (2-0)			





## Ben Howland

**21st Season Overall | 2nd Season At Mississippi State**  
**429-233 (28-27 at MSU)**

- On March 23, 2015, Ben Howland was named the 20th head coach in Mississippi State history.
- In four different stints as a head coach, Howland has a 429-233 record – Northern Arizona (79-59), Pittsburgh (89-40), UCLA (233-107) and Mississippi State (28-27).
- Led UCLA to three-consecutive Final Fours.
- In 2006, the Bruins played Florida for the national championship.
- In 2008, Howland became one of three coaches in NCAA Division I history to win at least 30 games in three-straight seasons, joining Adolph Rupp (Kentucky 1947-49) and John Calipari (Memphis, 2006-08).
- During his 10-year tenure at UCLA, the Bruins went to the NCAA Tournament seven times and won four Pac-10 regular-season crowns, while having 18 players drafted by NBA teams.
- His 97 victories from 2006-08 stand as the most by any UCLA head coach in a three-year span.
- Has been a Conference Coach of the Year in the Pac-10, Big East and Big Sky.
- His final two years at Pitt, the Panthers went 57-11 and reached the Sweet 16 both years.
- In 2003, Pittsburgh won the Big East Tournament crown and held the nation's No. 2 ranking for eight weeks in the Associated Press poll before ending the year at No. 4.
- In 2002, Howland guided the Panthers to a school-record 29 wins en route to becoming the school's first coach in 26 years to garner National Coach of the Year honors.
- Howland's first coaching gig was at Northern Arizona, where his last three teams posted 20-plus win seasons, including a school-record 21 victories in 1997 en route to capturing the Big Sky regular-season title and played in the NIT.
- In 1998, Howland guided NAU to its first NCAA Tournament after capturing the Big Sky Tournament championship and second-straight regular-season crown.
- Howland spent one year as a graduate assistant at Gonzaga (1981) before becoming an assistant at California-Santa Barbara from 1982-94.
- Played two years at Santa Barbara College before transferring to Weber State, where he earned his degree in physical education in 1979.
- This past year, Howland was inducted into both the Northern Arizona and Weber State hall of fames.
- Howland and his wife, Kim, a former Weber State cheerleader, have two children – Meredith and Adam (Brittney) – and two grandsons, Benjamin Clark Howland II and Elijah Howland.



### Howland's Year-By-Year Record

#### Northern Arizona (1994-99)

Year	Overall	Big Sky Record	Postseason
1995	9-17	4-10 (7th)	
1996	7-19	3-11 (7th)	
1997	21-7	13-1 (1st)	NIT First Round
1998	21-8	12-2 (1st)	NCAA First Round
1999	21-8	12-4 (2nd)	
<b>Totals</b>	<b>79-59 (.572)</b>	<b>44-28 (.611)</b>	

#### Pittsburgh (2000-03)

Year	Overall	Big East Record	Postseason
2000	13-15	5-11 (11th)	
2001	19-14	7-9 (5th West)	NIT Second Round
2002	29-6	13-3 (1st West)	NCAA Sweet 16
2003	28-5	13-3 (T1st West)	NCAA Sweet 16
<b>Totals</b>	<b>89-40 (.690)</b>	<b>38-26 (.594)</b>	

#### UCLA (2004-13)

Year	Overall	Pac-10/12 Record	Postseason
2004	11-17	7-11 (1T7th)	
2005	18-11	11-7 (T3rd)	NCAA First Round
2006	32-7	14-4 (1st)	NCAA Runner-up
2007	30-6	15-3 (1st)	NCAA Final Four
2008	35-4	16-2 (1st)	NCAA Final Four
2009	26-9	13-5 (2nd)	NCAA Second Round
2010	14-18	8-10 (T5th)	
2011	23-11	13-5 (2nd)	NCAA Second Round
2012	19-14	11-7 (T5th)	
2013	25-10	13-5 (1st)	NCAA First Round
<b>Totals</b>	<b>233-107 (.685)</b>	<b>121-59 (.672)</b>	

#### Mississippi State (2016-Present)

Year	Overall	SEC Record	Postseason
2016	14-17	7-11	
2017	14-10	5-7	
<b>Totals</b>	<b>28-27 (.509)</b>	<b>12-18 (.400)</b>	
<b>OVERALL 429-233 (.648)</b>			

**1st Win**  
 Eastern Washington  
 11-13-15

**5th Win**  
 Tulane  
 12-19-15

**1st SEC Win**  
 Ole Miss  
 1-23-16

**10th Win**  
 Arkansas  
 2-9-16

**15th Win**  
 Norfolk State  
 11-11-16

**20th Win**  
 Georgia State  
 12-4-16

**25th Win**  
 Arkansas  
 1-10-17

**42**  
**Biggest Win**  
 Southern Miss, 12-19-16

**15-1**  
 When Holding Foes  
 To 65 Points Or Fewer

## UNDER BEN HOWLAND . . .

CATEGORY	2017	AT MSU
Leads at Halftime	8-0	19-1
Trails at Halftime	3-9	6-25
Is Tied at Halftime	3-1	3-1
Shoots 45% or better from the field	11-3	23-8
Shoots less than 45% from the field	3-7	5-19
Opp. shoots less than 45% from the field	8-4	19-9
Opp. shoots 45% or better from the field	6-6	9-18
Outrebounds (or ties) the opponent	10-2	17-8
Outrebounded by the opponent	4-8	11-19
More Assists (or ties) than the opponent	13-4	26-12
Fewer Assists than the opponent	1-6	2-15
Fewer (or ties) TOs than opponent	11-3	21-9
More TOs than opponent	3-7	7-18
Holds opponents to 65 points or less	8-0	15-1
In games decided by 10 points or less	7-6	12-19
All Games	14-10	28-27
Home Games	9-5	19-10
Road Games	2-4	4-13
Neutral-sites	3-1	5-4
Non-SEC Games	9-3	16-8
Non-SEC Home Games	6-2	11-3
Non-SEC Road Games		0-2
Non-SEC Neutral-site Games	3-1	5-3
SEC Games	5-7	12-18
SEC Home Games	3-3	8-7
SEC Road Games	2-4	4-11
SEC Tournament		0-1
November Games	4-2	7-5
December Games	5-1	9-3
January Games	4-5	6-11
February Games	1-2	5-6
March Games		1-2
Monday Games	2-0	2-1
Tuesday Games	1-4	3-8
Wednesday Games	1-1	3-5
Thursday Games	3-1	4-3
Friday Games	2-1	3-2
Saturday Games	3-3	9-8
Sunday Games	2-0	3-0
Overtime Games		0-1
Television Games	14-9	17-26

Alabama	2-3	Lehigh	0-1	San Diego	0-3
Albany	1-0	Long Beach State	3-1	San Diego State	0-1
Appalachian State	1-0	Louisiana Tech	1-0	San Jose State	1-0
Arizona	14-11	Loyola Marymount	3-2	Savannah State	1-0
Arizona State	17-8	LSU	1-1	Seton Hall	5-2
Arkansas	2-2	Marist	1-0	Sonoma State	1-0
Arkansas-Pine Bluff	1-0	Marquette	0-1	South Carolina	1-2
Auburn	1-1	Maryland	1-0	South Florida	0-1
Belmont	1-0	McNeese State	1-0	Southeast Louisiana	1-0
Boise State	1-4	Memphis	1-2	Southern University	0-1
Boston College	4-2	Mercer	1-0	Southern Cal	14-9
Butler	0-1	Miami	3-4	Southern Illinois	1-0
BYU	2-0	Miami (OH)	1-0	Southern Miss	1-0
Cal Poly	2-2	Michigan	4-3	Southern Utah	3-1
Cal State Bakersfield	1-0	Michigan State	3-1	Southwest Texas	0-1
Cal State Fullerton	1-1	Middle Tenn. State	0-1	St. Bonaventure	2-0
Cal State Northridge	9-2	Minnesota	0-1	St. Francis (N.Y.)	2-0
CSU San Bernardino	1-0	Mississippi State	0-2	St. Francis (Pa.)	4-0
California	17-10	Missouri-Kansas City	1-1	St. Johns	2-3
Central Conn. State	1-0	MVSU	1-0	St. Martin's	1-0
Central Florida	0-1	Missouri	3-0	Stanford	14-7
Chaminade (Hawaii)	3-0	Missouri State	1-0	Stephen F. Austin	1-1
Chicago State	1-0	Montana	6-5	Syracuse	4-5
Cincinnati	0-1	Montana State	9-3	Temple	1-0
Co. of Notre Dame	1-0	Montana Tech	1-0	Tennessee	1-3
Colorado	2-0	Morehead State	1-0	Tennessee Martin	1-0
Colorado College	2-0	Morgan State	1-0	Texas	1-3
Colorado State	1-0	Morris Brown	1-0	Texas A&M	3-2
Concordia (Calif.)	0-1	N. Mexico Highlands	1-0	Texas Arlington	1-1
Connecticut	2-3	Nebraska	1-1	Texas El Paso	1-0
Coppin State	1-0	Nevada	1-0	Texas Tech	0-2
Davidson	1-0	New Mexico State	2-0	Texas Pan American	2-0
Delaware State	2-0	New Orleans	2-0	Texas Southern	1-0
DePaul	1-0	Norfolk State	3-0	Tulane	1-0
Drexel	1-0	North Carolina AT&T	1-0	UC Davis	3-0
Duquesne	3-1	North Carolina Central	1-0	UC Irvine	5-1
East Carolina	0-1	Northern Arizona	1-0	UC Riverside	2-0
East Tennessee State	0-1	Northern Colorado	1-0	UC Santa Barbara	0-1
Eastern Illinois	1-0	Northwestern State	1-0	UCLA	0-1
Eastern Washington	11-1	Notre Dame	5-8	UNLV	0-1
Elon	1-0	Oakland	2-0	Utah	2-1
Florida	0-4	Occidental College	1-0	Vanderbilt	1-0
Florida International	2-1	Ohio State	2-0	Vermont	1-0
Florida State	0-1	Ole Miss	1-2	Villanova	3-3
Fresno State	1-0	Oral Roberts	0-2	VCU	1-3
George Mason	1-0	Oregon	12-8	Virginia Tech	2-0
George Washington	1-0	Oregon State	17-4	Wagner	2-0
Georgetown	5-4	Pacific	1-0	Washington	10-11
Georgia	1-3	Penn State	2-1	Washington State	18-3
Georgia State	1-0	Pennsylvania	1-0	Weber State	3-9
Georgia Tech	1-0	Pepperdine	4-0	West Virginia	5-4
Gonzaga	1-0	Pittsburgh	1-0	Western Illinois	2-0
Idaho	1-3	Portland	0-1	Western Kentucky	1-0
Idaho State	8-3	Portland State	5-3	Western Oregon	1-0
Illinois State	1-0	Prairie View A&M	2-0	Wright State	1-0
Indiana	2-0	Providence	3-1	Wyoming	1-0
Indiana State	1-0	Rhode Island	2-0	Xavier	1-0
IUPUI	1-0	Richmond	1-0	Yale	1-0
James Madison	1-0	Robert Morris	4-0	Youngstown State	1-0
Kansas	1-3	Rutgers	6-1		
Kent State	0-1	Sacramento State	7-2		
Kentucky	1-3	Sam Houston State	2-1		
				<b>TOTAL:</b>	<b>429-233</b>

## On The Bench . . .



**George Brooks**  
7th Year

- Played for the Bulldogs from 1992-94.
- Helped develop forwards Arnett Moultrie, a first-round draft choice in the 2012 NBA draft and Gavin Ware, along with Jamarion Moon and Ronald Murray who went on to enjoy NBA careers.
- Named the second-best recruiter in the SEC by Sporting News this past summer.



**Korey McCray**  
2nd Year

- Spent two seasons under Howland at UCLA.
- Worked with and created tailor-made offseason training programs for NBA talents such as Dwight Howard, John Wall, Javaris Crittenton, Anthony Morrow, Jarrett Jack, Jarvis Hayes, Von Wafer, Mario West and Damien Wilkins.
- In 2012, he was instrumental in UCLA landing the No. 1-ranked recruiting class.



**Ernie Ziegler**  
2nd Year

- Spent six seasons at Central Michigan (2007-12) as head coach, leading the Chippewas to two Mid-American Conference West Division titles and a pair of Michigan MAC Trophies.
- He spent five seasons as an assistant under the tutelage of Howland at both Pittsburgh (2002-03) and UCLA (2004-06).
- From 1992 to 1997, Ziegler was the head AAU coach for Team Detroit.



# MISSISSIPPI STATE BY THE NUMBERS

## GAME-BY-GAME SPECIALTY STATS (MSU First)

<u>Opponent</u>	<u>Paint</u>	<u>Off TO</u>	<u>2nd Chance</u>	<u>Fast Break</u>	<u>Bench</u>
Norfolk State	30/34	18/11	17/10	8/4	6/21
Central Florida	14/48	5/6	11/13	6/6	6/6
Boise State	40/36	22/13	9/0	12/8	3/34
UTEP	20/18	10/5	8/8	6/6	13/9
Lehigh	28/38	7/15	9/9	2/6	4/13
Northwestern State	38/16	26/13	7/9	10/0	9/6
Oregon State	20/26	28/6	3/4	8/0	22/5
Georgia State	30/34	20/9	11/9	8/0	32/27
East Tennessee St.	32/38	12/11	11/10	6/6	16/25
Southern Miss	20/14	14/16	9/7	2/2	43/21
Morehead State	44/30	24/6	15/12	8/0	15/33
UMKC	30/20	14/7	14/6	8/2	25/19
Alabama	24/38	19/11	4/10	4/6	24/16
LSU	40/32	25/10	13/18	14/2	30/24
Arkansas	26/30	6/15	14/14	6/4	21/36
Texas A&M	22/40	21/20	5/17	4/0	9/9
Kentucky	54/42	23/24	13/12	20/6	15/23
Tennessee	38/38	10/8	11/14	14/10	24/28
Missouri	32/32	10/4	9/14	8/4	13/24
Alabama	34/18	12/23	12/16	2/2	17/12
Ole Miss	28/44	5/23	5/22	8/14	8/24
Tennessee	28/32	17/10	19/6	8/2	20/19
Auburn	28/46	9/26	7/8	11/16	14/41
South Carolina	24/36	16/28	8/5	8/6	36/11
Georgia					
Florida					
Ole Miss					
Vanderbilt					
South Carolina					
LSU					
SEC Tournament					

## GAME-BY-GAME LEAD/DEFICIT

<u>Opponent</u>	<u>Largest Lead</u>	<u>Largest Deficit</u>	<u>Final Score</u>
Norfolk State	12 (74-62, 2nd)	6 (29-35, 1st)	W, 78-74
Central Florida	Never Led	28 (19-47, 1st)	L, 86-71
Boise State	19 (55-36, 2nd)	Never Trailed	W, 80-68
UTEP	7 (61-54, 2nd)	11 (4-15, 1st)	W, 61-54
Lehigh	5 (15-10, 1st)	21 (58-80)	L, 87-73
Northwestern State	6 (65-49, 2nd)	10 (4-14, 1st)	W, 65-59
Oregon State	26 (45-19, 1st)	1 (2-3, 1st)	W, 74-57
Georgia State	23 (71-48, 2nd)	6 (10-16, 1st)	W, 82-60
East Tennessee St.	4 (10-6, 1st)	10 (30-40, 2nd)	L, 67-65
Southern Miss	47 (76-29, 2nd)	Never Trailed	W, 86-44
Morehead State	9 (83-74, 1st)	10 (25-35, 2nd)	W, 85-76
UMKC	27 (66-39, 2nd)	Never Trailed	W, 77-54
Alabama	6 (9-3, 1st)	14 (50-64, 2nd)	L, 68-58
LSU	26 (71-45, 2nd)	2 (10-12), 1st	W, 95-78
Arkansas	10 (82-72, 2nd)	7 (17-24, 1st)	W, 84-78
Texas A&M	8 (67-59, 2nd)	10 (0-10, 1st)	W, 67-59
Kentucky	Never Led	18 (44-62, 2nd)	L, 87-81
Tennessee	2 (20-18, 1st)	24 (60-84, 2nd)	L, 91-74
Missouri	20 (89-69, 1st)	9 (32-41, 1st)	W, 89-74
Alabama	5 (9-4, 1st)	12 (29-41, 2nd)	L, 71-62
Ole Miss	Never Led	27 (62-88, 2nd)	L, 61-88
Tennessee	5 (60-55)	19 (10-19, 1st)	W, 64-59
Auburn	2 (6-4, 1st)	21 (40-61, 2nd)	L, 98-92
South Carolina	7 (31-24, 1st)	9 (5-14, 1st)	L, 77-73
Georgia			
Florida			
Ole Miss			
Vanderbilt			
South Carolina			
LSU			
SEC Tournament			

## Mississippi State Scoring By The Half

<u>Team</u>	<u>1st Half</u>	<u>2nd Half</u>
Norfolk State	39	39
Central Florida	33	28
Boise State	37	43
UTEP	33	28
Lehigh	29	44
Northwestern State	28	37
Oregon State	45	29
Georgia State	44	38
East Tennessee State	26	39
Southern Miss	39	47
Morehead State	31	54
UMKC	44	33
Alabama	20	38
LSU	52	43
Arkansas	40	44
Texas A&M	25	42
Kentucky	34	47
Tennessee	34	40
Missouri	39	50
Alabama	29	33
Ole Miss	33	28
Tennessee	21	43
Auburn	28	64
South Carolina	36	37
Georgia		
Florida		
Ole Miss		
Vanderbilt		
South Carolina		
LSU		

**Lowest First Half:** 20, Alabama (1-3-17)

**Highest First Half:** 52, LSU (1-07-17)

**Lowest 2nd Half:** 28, Central Florida/UTEP/Ole Miss

**Highest 2nd Half:** 64, Auburn (2-7-17)

## Opponent Scoring By The Half

<u>Team</u>	<u>1st Half</u>	<u>2nd Half</u>
Norfolk State	39	35
Central Florida	53	33
Boise State	29	39
UTEP	33	21
Lehigh	38	49
Northwestern State	28	31
Oregon State	19	38
Georgia State	24	38
East Tennessee State	31	36
Southern Miss	25	19
Morehead State	41	35
UMKC	28	26
Alabama	32	36
LSU	33	45
Arkansas	34	44
Texas A&M	24	35
Kentucky	46	42
Tennessee	37	54
Missouri	43	31
Alabama	34	37
Ole Miss	51	37
Tennessee	33	26
Auburn	48	50
South Carolina	36	41
Georgia		
Florida		
Ole Miss		
Vanderbilt		
South Carolina		
LSU		

**Lowest First Half:** 19, Oregon State (12-01-16)

**Highest First Half:** 53, Central Florida (11-17-16)

**Lowest 2nd Half:** 19, Southern Miss (12-19-16)

**Highest 2nd Half:** 54, Tennessee (1-21-17)

# MISSISSIPPI STATE BY THE NUMBERS

## MSU'S 2016-17 RECORD WHEN . . .

Leads at Halftime	8-0
Trails at Halftime	3-9
Is Tied at Halftime	3-1
Shoots 45% or better from the field	11-3
Shoots less than 45% from the field	3-7
Opp. shoots less than 45% from the field	8-4
Opp. shoots 45% or better from the field	6-6
Outrebounds (or ties) the opponent	10-2
Outrebounded by the opponent	4-8
More Assists (or ties) than the opponent	13-4
Fewer Assists than the opponent	1-6
Fewer (or ties) TOs than opponent	11-3
More TOs than opponent	3-7
Holds opponents to 65 points or less	8-0
In games decided by 10 points or less	7-6

## MSU'S 2016-17 RECORD IN . . .

All Games	14-10
Home Games	9-5
Road Games	2-4
Neutral-sites	3-1
Non-SEC Games	9-3
Non-SEC Home Games	6-2
Non-SEC Road Games	
Non-SEC Neutral-site Games	3-1
SEC Games	5-7
SEC Home Games	3-3
SEC Road Games	2-4
SEC Tournament	
November Games	4-2
December Games	5-1
January Games	4-5
February Games	1-2
March Games	
Monday Games	2-0
Tuesday Games	1-4
Wednesday Games	1-1
Thursday Games	3-1
Friday Games	2-1
Saturday Games	3-3
Sunday Games	2-0
Overtime Games	
Television Games	14-9
Games vs. Ranked Opponents	0-2

## MISC. 2016-17 TEAM STATS

### Largest Lead Surrendered in Loss:

7, South Carolina (2-11-17)

### Largest Deficit Overcome in Win:

19, Tennessee (2-4-17)

### Largest Lead at Anytime:

47, Southern Miss (12-19-16)

### Largest Deficit Anytime:

28, Central Florida (11-17-16)

## MISCELLANEOUS MSU INDIVIDUAL STATISTICS

**Games Scoring in Double Figures:** Weatherspoon 18, Peters 15, Kegler 13, Holman 10,

Ready 8, Carter 8, Herard 4, Stapleton 3, Wright 2,

**Games Scoring 20-plus Points:** Weatherspoon 8, Peters 4, Ready, Carter

**Games Scoring 30-plus Points:**

**Games Rebounding in Double Figures:** Holman 3, Schnider 3, Stapleton

**Games With Double Figures in Assists:**

**Games With Double-Doubles:** Holman 2, Herard 2, Stapleton

**Games With Triple-Doubles:**

**Games As Team High Scorer (or co-leader):** Weatherspoon 11, Peters 4, Holman 3, Ready 2, Herard 2, Kegler 2, Carter

**Games As Team High Rebounder (or co-leader):** Kegler 9, Holman 9, Herard 5,

Weatherspoon 4, Wright

**Games As Team Leader in Assists (or co-leader):** Ready 14, Peters 4, Weatherspoon 4, Kegler 3, Holman

**Games As Team Leader in Steals (or co-leader):** Weatherspoon 9, Ready 6, Peters 6,

Kegler 4, Stapleton 4, Holman 3, Carter 2, Herard 2, Datcher

**Games As Team Leader in Blocks (or co-leader):** Holman 20, Datcher 5, Carter 3, Herard 2, Wright 2, Kegler 2, Peters, Weatherspoon, Stapleton

**Games As Team Leader in Turnovers (or co-leader):** Peters 8, Weatherspoon 6, Kegler 4, Holman 4, Herard 4, Ready 3, Strugg, Carter

## MSU'S RECORD BY STARTING LINEUP

Weatherspoon, Ready, Carter, Kegler, Holman	7-2
Weatherspoon, Ready, Carter, Stapleton, Holman	1-0
Peters, Ready, Carter, Kegler, Holman	0-1
Wright, Ready, Carter, Kegler, Holman	1-0
Weatherspoon, Ready, Stapleton, Kegler, Herard	0-1
Weatherspoon, Peters, Kegler, Herard, Holman	4-5
Weatherspoon, Peters, Kegler, Herard, Stapleton	1-1

## GAME-BY-GAME STARTERS

Opponent	Date	Guard	Guard	Guard	Forward	Forward	Record
Norfolk State	11-11-16	W'Spoon	Ready	Carter	Kegler	Holman	1-0
Central Florida	11-17-16	W'Spoon	Ready	Carter	Kegler	Holman	1-1
Boise State	11-18-16	W'Spoon	Ready	Carter	Kegler	Holman	2-1
UTEP	11-20-16	W'Spoon	Ready	Carter	Kegler	Holman	3-1
Lehigh	11-25-16	Peters	Ready	Carter	Kegler	Holman	3-2
Northwestern State	11-28-16	Wright	Ready	Carter	Kegler	Holman	4-2
Oregon State	12-01-16	W'Spoon	Ready	Carter	Kegler	Holman	5-2
Georgia State	12-04-16	W'Spoon	Ready	Carter	Kegler	Holman	6-2
East Tennessee St.	12-14-16	W'Spoon	Ready	Carter	Kegler	Holman	6-3
Southern Miss	12-19-16	W'Spoon	Ready	Carter	Kegler	Holman	7-3
Morehead State	12-22-16	W'Spoon	Ready	Carter	Stapleton	Holman	8-3
UMKC	12-29-16	W'Spoon	Ready	Carter	Kegler	Holman	9-3
Alabama	01-03-17	W'Spoon	Ready	Stapleton	Kegler	Herard	9-4
LSU	01-07-17	W'Spoon	Peters	Kegler	Herard	Holman	10-4
Arkansas	01-10-17	W'Spoon	Peters	Kegler	Herard	Holman	11-4
Texas A&M	01-14-17	W'Spoon	Peters	Kegler	Herard	Holman	12-4
Kentucky	01-17-17	W'Spoon	Peters	Kegler	Herard	Holman	12-5
Tennessee	01-21-17	W'Spoon	Peters	Kegler	Herard	Holman	12-6
Missouri	01-25-17	W'Spoon	Peters	Kegler	Herard	Stapleton	13-6
Alabama	01-28-17	W'Spoon	Peters	Kegler	Herard	Holman	13-7
Ole Miss	01-31-17	W'Spoon	Peters	Kegler	Herard	Holman	13-8
Tennessee	02-04-17	W'Spoon	Peters	Kegler	Herard	Holman	14-8
Auburn	02-07-17	W'Spoon	Peters	Kegler	Herard	Holman	14-9
South Carolina	02-11-17	W'Spoon	Peters	Kegler	Herard	Stapleton	14-10

## 2016-17 Win-Loss Differential

Diff.	1	2	3	4	5	6	7	8	9	10	11	12	13	14	15	16	17	18	19	20	21	22	23	24	25+
Won				1	1	2	1	1	1			1			1		2					1	1		1
Lost	1		1		1	1	1		1	1			1			1									2



# THE LAST TIME . . .

## THE LAST TIME AN MSU PLAYER ...

### Scored 30 or more points in a game:

32, Ravern Johnson vs. Tenn. St. (11-12-10)

### Scored 33 or more points in a game:

33, Craig Sword at LSU (2-19-14)

### Scored 34 or more points in a game:

34, Arnett Moultrie vs. UMass (3-13-12)

### Scored 35 or more points in a game:

36, Jeff Malone at Ole Miss (2-19-83)

### Scored 37 or more points in a game:

39, Jeff Malone vs. Alabama (1-31-83)

### Scored 40 or more points in a game:

40, Rickey Brown vs. Auburn (3-7-77)

### Scored 20+ points in back-to-back games:

Quinnndary Weatherspoon (27 vs. Morehead

State 12-22-16; 25 vs. UMKC (12-29-16)

### Scored 20+ points in three-consecutive games:

Craig Sword (24 vs. Loyola, 12-01-13; 24 vs.

TCU, 12-05-13; 22 vs. SELA, 12-13-13)

### Scored 20+ points in five-consecutive games:

Jeff Malone, 1982-83 (11 consecutive)

### Scored 30+ points in back-to-back games:

Jeff Malone (36 at Ole Miss & 30 vs.

Georgia, 1982-83)

### Scored 30+ points in three-consecutive games:

Jeff Malone (33 at LSU; 36 at Ole Miss &

30 vs. Georgia, 1982-83)

### Two players score 20+ points in same game:

Quinnndary Weatherspoon, 25; Lamar Peters,

23, vs. Auburn (2-7-17)

### Made 10 field goals in a game:

10, Weatherspoon vs. Morehead (12-22-16)

### Made 11 field goals in a game:

11, Q. Weatherspoon, Missouri (1-25-17)

### Made 12 field goals in a game:

12, Gavin Ware, Alabama (2-2-16)

### Made 13 field goals in a game:

13, Horatio Webster vs. SW Missouri St.

(11-23-97)

### Made 14 field goals in a game:

14, Cameron Burns at Georgia (1-17-90)

### Made 15 or more field goals in a game:

16, Raymond Brown vs. Florida (3-2-85)

### Attempted 20 field goals in a game:

20, Ravern Johnson vs. St. Mary's (12-29-10)

### Attempted 21 or more field goals in a game:

21, Dee Bost vs. Kentucky (2-16-10)

### Attempted 23 or more field goals in a game:

23, Arnett Moultrie vs. UMass (3-13-12)

### Attempted 25 field goals in a game:

25, Chuck Evans at Alabama (3-6-93)

### Attempted 26 field goals in a game:

26, Tony Watts at Ole Miss (2-22-92)

### Attempted 27 or more field goals in a game:

28, Jeff Malone vs. Vanderbilt (1-8-83)

### Made six 3-pointers in a game:

6, Q. Weatherspoon vs. Arkansas (1-10-17)

### Made seven 3-pointers in a game:

7, Lamar Peters vs. Missouri (1-25-17)

### Made eight or more 3-pointers in a game:

8, Winsome Frazier vs. UMKC (11-23-04)

### Attempted 11 3-pointers in a game:

11, Dee Bost vs. Detroit (12-17-11)

### Attempted 12 3-pointers in a game:

12, Ravern Johnson vs. ETSU (12-11-10)

### Attempted 13 or more 3-pointers in a game:

13, Dee Bost vs. Troy (12-10-11)

### Attempted 16 or more 3-pointers in a game:

17, Darryl Wilson vs. Alabama (3-4-95)

### Made 14 or more free throws in a game:

14, Trivante Bloodman vs. Auburn (2-15-14)

### Made 15 or more free throws in a game:

15, Craig Sword vs. Ole Miss (1-11-14)

### Attempted 17 free throws in a game:

17, Jarvis Varnado at Houston (12-19-09)

### Attempted 18 free throws in a game:

18, Craig Sword vs. Ole Miss (1-11-14)

### Attempted 19 free throws in a game:

19, Carl Nichols vs. SE La. (12-1-88)

### Had 16 rebounds in a game:

16, Gavin Ware vs. Maryland ES (1-2-14)

### Had 17 rebounds in a game:

17, Gavin Ware at Auburn (1-21-15)

### Had 18 or more rebounds in a game:

21, Wesley Morgan vs. SE La. (11-28-05)

### Had 22 or more rebounds in a game:

23, Rickey Brown vs. Vanderbilt (12-6-79)

### Had 24 or more rebounds in a game:

24, Wiley Peck vs. Alabama (1-27-79)

### Had 10 or more offensive rebounds in a game:

11, Arnett Moultrie vs. Northwestern State

(12-22-11)

### Had 10 or more defensive rebounds in a game:

10, Aric Holman vs. So. Miss (12-19-16)

### Had 13 or more defensive rebounds in a game:

13, Colin Borchert (3-9-13)

### Had 15 or more defensive rebounds in a game:

15, Jarvis Varnado at San Diego (12-31-09)

### Had 10 assists in a game:

10, Dee Bost vs. LSU (1-25-11)

### Had 11 assists in a game:

11, I.J. Ready vs. No. Colorado (12-23-15)

### Had 13 assists in a game:

13, Dee Bost vs. Ole Miss (2-9-12)

### Had 14 assists in a game:

14, Gary Ervin vs. Florida A&M (12-20-04)

### Had 15 or more assists in a game:

16, Chuck Evans at UMKC (2-23-93)

### Had 10 or more turnovers in a game:

10, Charles Rhodes vs. Nicholls (11-11-06)

### Had five or more blocks in a game:

5, Aric Holman vs. North'wern St. (11-28-16)

### Had seven blocks in a game:

7, Jarvis Varnado at LSU (2-20-10)

### Had eight blocks in a game:

8, Jarvis Varnado vs. Alabama (2-24-10)

### Had nine blocks in a game:

9, Jarvis Varnado at Vanderbilt (2-3-10)

### Had 10 blocks in a game:

10, Jarvis Varnado vs. Arkansas (1-14-10)

### Had 10+ blocks in two consecutive games:

Jarvis Varnado (10 vs. Georgia & 10 vs.

Kentucky, 2007-08)

### Had five steals in a game:

5, Lamar Peters vs. Texas A&M (1-14-17)

### Had six or more steals in a game:

7, Craig Sword vs. Ole Miss (1-11-14)

## LAST TIME AN MSU TEAM...

### Scored 100 or more points:

106 vs. Eastern Washington (11-13-15)

### Scored 100 or more points in an SEC game:

105 vs. Auburn (3-2-04)

### Allowed 100 or more points in an SEC game:

115 at Arkansas (2-20-93)

### Allowed 100 or more points in non-SEC play:

105 vs. Miami (11-19-15)

### Was held to 52 points or less:

51 vs. Alabama (2-10-15)

### Was held to 50 points:

50 vs. Alabama (2-25-12)

### Was held to 49 points or less:

47 vs. Florida (1-10-15)

### Was held to 45 points or less:

41 at Georgia (2-7-15)

### Was held to 40 points or less:

36 vs. Missouri (2-13-13)

### Was held to 35 points or less:

31 vs. Vanderbilt (2-23-13)

### Was held to fewer than 10 points in a half:

9 at Arkansas, first (2-7-15)

### Held opponent to 59 points or less:

59 vs. Tennessee (2-4-17)

### Held opponent to 56 points or less:

56 at Vanderbilt (3-4-15)

### Held opponent to 55 points or less:

54 vs. UMKC (12-29-16)

### Held opponent to 50 points or less:

46 vs. Arkansas (2-9-16)

### Held opponent to 45 points or less:

44 vs. Southern Miss (12-19-16)

### Held opponent to 42 points or less:

42 vs. Texas-San Antonio (12-4-12)

### Held opponent to 39 points or less:

39 at LSU (1-9-08)

### Shot 50 percent or better from the field:

.529 [27-51] vs. South Carolina (2-11-17)

### Shot 55 percent or better from the field:

.571 [32-56] vs. Missouri (1-25-17)

### Shot 60 percent or better from the field:

.621 [41-66] vs. E. Washington (11-13-15)

### Shot 65 percent or better from the field:

.660 [35-53] vs. Western Kentucky (1-5-09)

### Was held to less than 35 percent from the field:

.309 [21-68] vs. Tennessee (2-4-17)

### Was held to less than 30 percent from the field:

.283 [17-60] vs. North Carolina (11-19-12)

### Was held to less than 25 percent from the field:

.175 [7-40] vs. Vanderbilt (2-23-13)

### Held opp. to 35 percent or less from the field:

.327 [17-52] at Alabama (1-28-17)

### Held opp. to 30 percent or less from the field:

.283 [17-60] vs. UMKC (12-29-16)

### Held opp. to 25 percent or less from the field:

.231 [15-65] vs. Southern Miss (12-19-16)

### Opponent shot 50 percent or better:

.500 [27-54] South Carolina (2-11-17)

### Opponent shot 60 percent or better:

.623 [33-53] Missouri (3-1-14)

### Made 35 or more field goals:

35 vs. Texas Southern (12-2-15)

### Made 40 or more field goals:

41 vs. Eastern Washington (11-13-15)

### Made fewer than 15 field goals:

14 at Arkansas (2-7-15)

### Attempted 70 or more shots from the field:

71 vs. Alabama (2-2-16)

### Attempted 80 or more shots from the field:

80 at Alabama (2-21-09)

### Attempted just 40 shots from the field:

40 vs. Vanderbilt (2-23-13)

### Attempted 39 or fewer shots from the field:

39 at Vanderbilt (3-4-15)

### Attempted 35 or fewer shots from the field:

34 vs. Tennessee (2-3-15)

### Made 10 or more 3-pointers:

11 vs. South Carolina (2-11-17)

### Made 12 3-pointers:

12 vs. Missouri (1-25-17)

### Made 13 3-pointers:

13 vs. Georgia State (12-04-16)

### Made 15 3-pointers:

15 vs. North Carolina A&T (12-12-10)

### Made 16 3-pointers:

16 vs. Troy (12-10-11)

### Made 17 3-pointers:

17 vs. Southern Miss (12-19-16)

### Did not make a 3-pointer:

[0-10] at Arkansas (2-7-15)

### Made just one 3-pointer:

vs. Tennessee (1-7-15)

### Made just two 3-pointers:

vs. Northwestern State (11-28-16)

### Opponent made 15 or more 3-pointers:

16, Arkansas (1-9-16)

### Opponent made just one 3-pointer:

vs. Texas A&M (1-14-17)

### Attempted nine 3-pointers or less:

9 vs. Tennessee (1-7-15)

### Attempted six 3-pointers or less:

6 at Ole Miss (1-29-03)

### Attempted 25 3-pointers:

25 at Ole Miss (1-31-17)

# THE LAST TIME (CONTINUED) . . .

**Attempted 26 3-pointers:**

26 vs. Tennessee (2-4-17)

**Attempted 27 3-pointers:**

27 vs. South Carolina (2-11-17)

**Attempted 28 3-pointers:**

28 vs. Georgia (2-13-16)

**Attempted 29 or more 3-pointers:**

29 vs. Southern Miss (12-19-16)

**Attempted 30 or more 3-pointers:**

34 vs. Georgia State (12-04-16)

**Attempted 35 or more 3-pointers:**

35 vs. Kentucky (2-16-10)

**Made 31 or more free throws:**

31 vs. Auburn (1-22-14)

**Made 40 or more free throws:**

41 vs. LSU (2-11-09)

**Made 50 or more free throws:**

52 vs. LSU (2-11-09)

**Made fewer than five free throws:**

4 at Vanderbilt (2-1-14)

**Made fewer than four free throws:**

3 vs. Baylor (12-28-11)

**Made only 1 free throw:**

1 vs. Florida (1-30-14)

**Opponent made 30 or more free throws:**

31, Alabama (1-28-17)

**Attempted 30 or more free throws:**

34 vs. Auburn (2-7-17)

**Attempted 35 or more free throws:**

35 vs. Tennessee (2-3-15)

**Attempted 40 or more free throws:**

44 vs. Tennessee (1-7-15)

**Attempted 45 or more free throws:**

45 vs. Florida A&amp;M (12-17-13)

**Attempted fewer than 10 free throws:**

9, vs. Georgia State (12-4-16)

**Opponent attempted 35 or more free throws:**

38, Auburn (2-7-17)

**Had 50 or more rebounds:**

50 vs. Arkansas (2-9-16)

**Had 55 or more rebounds:**

55 vs. Tennessee (2-4-17)

**Had 58 or more rebounds:**

58 vs. Troy (12-10-05)

**Had 59 or more rebounds:**

59 at Houston (12-19-09)

**Had fewer than 25 rebounds:**

21 vs. McNeese State (12-30-14)

**Had 20 or fewer rebounds:**

20 at Kentucky (1-12-16)

**Had 20 or more assists:**

20 vs. South Carolina (2-27-16)

**Had 21 or more assists:**

21 vs. Southern Miss (12-19-16)

**Had 25 or more assists:**

25 vs. St. Bonaventure (12-05-09)

**Had 30 or more assists:**

30 vs. Troy (12-10-11)

**Had 5 Assists:**

5, Florida State (12-16-15)

**Had Fewer Than 5 Assists:**

4, Tennessee (1-2-15)

**Had 20 or more turnovers:**

20 vs. South Carolina (3-6-13)

**Had 21 or more turnovers:**

21 vs. Jacksonville (12-23-14)

**Had 23 or more turnovers:**

23 vs. Arkansas (2-21-15)

**Had 24 or more turnovers:**

24 at Arkansas (2-7-15)

**Had 25 turnovers:**

26 vs. Mississippi Valley State (11-17-14)

**Had 29 or more turnovers:**

29 at Arkansas (1-23-13)

**Had 30 or more turnovers:**

31 at Kentucky (1-7-97)

**Had 34 or more turnovers:**

34 at Evansville (12-17-75)

**Had fewer than 10 turnovers:**

7 vs. Missouri (1-25-17)

**Had five or fewer turnovers:**

5 vs. Morehead State (12-22-16)

**Forced 25 or more turnovers**

26 vs. Kennesaw State (11-14-13)

**Had 10 blocked shots:**

10 vs. Texas Southern (12-2-15)

**Had 11 blocked shots:**

11 vs. Southern Miss (12-19-16)

**Had 12 blocked shots:**

12 at South Carolina (1-26-16)

**Had 13 blocked shots:**

13 vs. Arkansas (1-14-10)

**Had 14 blocked shots:**

14 vs. Texas-Pan American (11-24-09)

**Had 16 blocked shots:**

16 vs. Georgia (1-12-08)

**Had 10 steals:**

10 vs. Kentucky (1-17-17)

**Had 11 steals:**

11 vs. Texas A&amp;M (1-14-17)

**Had 12 steals:**

12 vs. Ole Miss (3-2-16)

**Had 13 steals:**

13 vs. Boise State (11-18-16)

**Had 14 steals:**

14 vs. South Carolina (1-9-13)

**Had 15 steals:**

15 vs. Florida Gulf Coast (12-19-13)

**Had 17 or more steals:**

17 vs. Oregon State (12-01-16)

**Had 20 or more steals:**

20 vs. Nicholls State (11-17-01)

**Had 1 steal or less:**

1 vs. Vanderbilt (3-11-11)

## MISSISSIPPI STATE IN OVERTIME

### Mississippi State In Overtime Games

<b>This Season</b> .....	0-0
<b>Overall Overtime Record</b> .....	60-50
<i>Home Overtime Record</i> .....	34-22
<i>Road Overtime Record</i> .....	18-20
<i>Neutral Site Overtime Record</i> .....	8-8
<b>Humphrey Coliseum Overtime Record</b> .....	25-17
<b>SEC Tournament Overtime Record</b> .....	2-5
<b>Double Overtime Record</b> .....	6-5
<b>Four Overtime Record</b> .....	0-2
<b>Postseason Overtime Record</b> .....	1-0
<b>Last OT Played (1OT)</b> .....	vs. Alabama (L, 82-80, 2/2/16)
<b>Last Double OT</b> .....	vs. UMass (L, 101-96, 3/13/12)
<b>Last Triple OT</b> .....	vs. Alabama (L, 79-78, 2/27/71)
<b>Last Four OT</b> .....	vs. Ole Miss (W, 104-102, 1/24/90)

### Mississippi State Coaches In Overtime Games

<b>Babe McCarthy</b> .....	6-5	<b>Bob Boyd</b> .....	3-4
<i>Home Overtime Record</i> .....	2-2	<i>Home Overtime Record</i> .....	2-1
<i>Road Overtime Record</i> .....	2-2	<i>Road Overtime Record</i> .....	1-2
<i>Neutral Site Overtime Record</i> .....	2-1	<i>Neutral Site Overtime Record</i> .....	0-1
<b>Joe Dan Gold</b> .....	5-3	<b>Richard Williams</b> .....	15-11
<i>Home Overtime Record</i> .....	3-3	<i>Home Overtime Record</i> .....	7-3
<i>Road Overtime Record</i> .....	1-0	<i>Road Overtime Record</i> .....	5-5
<i>Neutral Site Overtime Record</i> .....	1-0	<i>Neutral Site Overtime Record</i> .....	3-3
<b>Kermit Davis</b> .....	8-6	<b>Rick Stansbury</b> .....	15-16
<i>Home Overtime Record</i> .....	5-3	<i>Home Overtime Record</i> .....	7-6
<i>Road Overtime Record</i> .....	3-3	<i>Road Overtime Record</i> .....	6-7
<i>Neutral Site Overtime Record</i> .....	2-0	<i>Neutral Site Overtime Record</i> .....	2-3
<b>Ron Greene</b> .....	2-0	<b>Rick Ray</b> .....	3-1
<i>Home Overtime Record</i> .....	2-0	<i>Home Overtime Record</i> .....	3-1
<b>Jim Hatfield</b> .....	3-3	<b>Ben Howland</b> .....	0-1
<i>Home Overtime Record</i> .....	3-2	<i>Home Overtime Record</i> .....	0-1
<i>Road Overtime Record</i> .....	0-1		

### OVERTIME FOES

TEAM	RECORD	TEAM	RECORD
Alabama .....	6-7	South Alabama .....	1-0
Alaska-Fairbanks .....	1-0	South Carolina .....	3-0
Arkansas .....	2-1	Tennessee .....	6-2
Auburn .....	6-4	Texas .....	1-0
Baylor .....	1-0	Texas A&M .....	1-1
BYU .....	0-1	Troy .....	2-0
California .....	0-1	Tulane .....	0-1
Drake .....	1-0	UAB .....	0-1
Florida .....	0-3	UMass .....	0-1
Florida State .....	1-0	Vanderbilt .....	2-5
Georgia .....	3-3		
Georgia Tech .....	1-0		
Houston .....	0-1		
Idaho .....	0-1		
Kentucky .....	4-5		
Loyola .....	1-0		
LSU .....	3-4		
Memphis .....	1-0		
Missouri-Kansas City .....	0-1		
Montana .....	1-0		
Morehead State .....	1-0		
NE Louisiana .....	0-1		
Northwestern State .....	0-1		
Oklahoma .....	1-0		
Ole Miss .....	6-3		
Old Dominion .....	0-1		
San Diego .....	0-1		
Santa Clara .....	2-0		
Southern Mississippi .....	1-0		
SW Louisiana .....	1-0		



# 1 LAMAR PETERS



**Freshman | Guard**

**6-0 | 188**

**New Orleans, LA**

**Landry-Walker HS**

## Season Highs

**Points:** 25, Kentucky 1-17-17  
**FGM:** 9, 2x, last vs Kentucky 1-17-17  
**FGA:** 16, Kentucky 1-17-17  
**3FGM:** 7, Missouri 1-25-17  
**3FGA:** 11, Missouri 1-25-17  
**FTM:** 11, TAMU 1-14-17  
**FTA:** 11, 2x, last vs Auburn 2-7-17  
**Rebounds:** 7, Kentucky 1-17-17  
**Assists:** 7, 3x, last vs Auburn 2-7-17  
**Blocks:** 2, Southern Miss 12-19-16  
**Steals:** 5, TAMU 1-14-17  
**Minutes:** 36, Auburn 2-7-17

## Peters' Notes . . .

-Made his collegiate debut against Norfolk State on November 11, 2016

- Earned his first-career steal against Boise State.

-Led the team in 3-pointers with 4 against UTEP.

-Had a career-high 3 steals against ETSU.

-Earned his first career (2) blocks against Southern Miss.

-Had career-high 5 steals vs. Texas A&M and was 11-of-11 at FTL.

-Had a career-high rebounds (7) against Kentucky.

-Had a career-high (7) assists against Tennessee.

-Has scored in double-digits 15 out of 22 games played.

-Had a new career-high (7) 3-pointers made vs. Missouri.

-Tied his career-high (7) assists for the third time against Auburn.

-Had a career-high (36) minutes at Auburn.

## 2016-17 Game-By-Game

Opponent	MIN	FG	Pct.	3FG	Pct.	FT	Pct.	O-D-R	PF	A	TO	B	S	PTS	
N11 Norfolk State	15	0-3	.000	0-2	.000	0-0	.000	0-1-1	2	3	4	0	0	0	
N17 Central Florida	-DNP-														
N18 Boise State	14	0-4	.000	0-3	.000	0-0	.000	1-0-1	3	1	0	0	1	0	
N20 UTEP	23	4-6	.667	4-5	.800	1-1	1.000	0-1-1	3	4	1	0	0	13	
N25 Lehigh	*	31	4-10	.400	3-7	.429	0-0	.000	0-2-2	1	1	1	0	0	11
N28 Northwestern State	-DNP-														
D1 Oregon State	15	3-6	.500	2-3	.667	2-2	1.000	0-1-1	4	3	1	0	2	10	
D4 Georgia State	26	9-12	.750	6-9	.667	0-0	.000	1-5-6	2	4	1	0	0	24	
D14 ETSU	22	3-10	.300	3-7	.429	1-2	.500	0-1-1	4	2	3	0	3	10	
D19 Southern Miss	23	5-11	.455	4-7	.571	1-1	1.000	0-3-3	3	5	0	2	0	15	
D22 Morehead State	24	1-4	.250	1-4	.250	0-0	.000	0-1-1	2	0	0	0	0	3	
D29 UMKC	22	3-5	.600	0-1	.000	1-3	.333	0-1-1	5	2	2	1	0	7	
J3 Alabama	21	4-9	.444	1-4	.250	0-0	.000	0-1-1	5	4	1	0	2	9	
J7 LSU	*	27	4-10	.400	2-5	.400	5-6	.833	0-1-1	2	5	3	0	1	15
J10 Arkansas	*	30	5-12	.417	4-10	.400	0-0	.000	0-3-3	1	2	3	0	0	14
J14 Texas A&M	*	31	1-7	.143	1-5	.200	11-11	1.000	1-1-2	1	4	3	0	5	14
J17 Kentucky	*	35	9-16	.563	2-5	.400	5-8	.625	1-6-7	3	2	5	0	0	25
J21 Tennessee	*	26	4-10	.400	1-5	.200	2-2	1.000	0-2-2	2	7	0	0	1	11
J25 Missouri	*	20	8-12	.667	7-11	.636	0-0	.000	1-0-1	4	2	1	1	1	23
J28 Alabama	*	34	4-12	.333	2-6	.333	3-5	.600	0-0-0	3	3	8	0	2	13
J31 Ole Miss	*	24	5-10	.500	2-5	.400	4-4	1.000	0-2-2	1	4	4	0	1	16
F4 Tennessee	*	34	1-8	.125	0-6	.000	2-4	.500	0-2-2	2	7	2	0	1	4
F7 Auburn	*	36	5-12	.417	3-8	.375	10-11	.909	0-2-2	4	7	4	0	1	23
F11 South Carolina	*	19	1-6	.167	1-5	.200	0-0	.000	0-2-2	1	3	4	0	0	3
F14 Georgia															
F18 Florida															
F21 Ole Miss															
F25 Vanderbilt															
F28 South Carolina															
M4 LSU															
M8-12 SEC Tournament															

## CAREER STATS FOR LAMAR PETERS

Year	GP-GS	Min/Avg	FG-FGA	Pct	3FM-3GA	Pct	FT-FTA	Pct	Rebs	PF-D	Ast	TO	Blk	Stl	Pts/Avg
2016-17	22-12	552/25.1	83-195	.426	49-123	.398	48-60	.800	43-2.0	58-2	75	51	4	21	263/12.0

# 2 ELI WRIGHT



Freshman | Gaurd

6-4 | 203

Owensboro, KY

22 Feet Academy

## Season Highs

**Points:** 11, NWST 11-28-16  
**FGM:** 4, twice, last vs LSU 1-7-17  
**FGA:** 5, NWST 11-28-16  
**3FGM:** 1, twice, last vs LSU 1-7-17  
**3FGA:** 2, twice, last vs Oregon State 12-1-16  
**FTM:** 3, 5x last vs Oregon State 12-1-16  
**FTA:** 5, NWST 11-28-16  
**Rebounds:** 7, NWST 11-28-16  
**Assists:** 3, Boise State 11-18-16  
**Blocks:** 1, 3x, last vs Auburn 2-7-17  
**Steals:** 2, Oregon State 12-1-16  
**Minutes:** 31, NWST 11-28-16

## Wright's Notes . . .

-Made his collegiate debut against Norfolk State.

-Earned his first collegiate points with 2 against UCF.

-Earned his first collegiate block against UTEP.

-Had a career-high 31 minutes against Northwestern State.

-Had a career-high 11 points against Northwestern State.

-Had a career-high 2 steals against Oregon State.

-Best SEC game was 9 points at LSU.

-Shot at 100% against Auburn and was 1-2 from the FT line.

## 2016-17 Game-By-Game

Opponent	MIN	FG	Pct.	3FG	Pct.	FT	Pct.	O-D-R	PF	A	TO	B	S	PTS
N11 Norfolk State	13	0-2	.000	0-1	.000	0-0	.000	0-1-1	4	0	0	0	0	0
N17 Central Florida	15	0-2	.000	0-2	.000	2-2	1.000	0-0-0	4	0	1	0	0	2
N18 Boise State	15	0-1	.000	0-1	.000	2-2	1.000	0-0-0	2	3	1	0	1	0
N20 UTEP	10	0-3	.000	0-1	.000	0-0	.000	0-1-1	0	0	0	1	0	0
N25 Lehigh	18	0-2	.000	0-1	.000	2-2	1.000	0-1-1	0	0	1	0	1	2
N28 Northwestern State *	31	4-5	.800	0-1	.000	3-5	.600	3-4-7	4	1	1	0	1	11
D1 Oregon State	19	3-4	.750	1-2	.500	3-4	.750	0-3-3	1	1	0	0	2	10
D4 Georgia State	16	0-4	.000	0-2	.000	0-0	.000	1-1-2	0	0	1	0	0	0
D14 ETSU	12	1-1	1.000	0-0	.000	2-4	.500	0-0-0	2	0	0	0	0	4
D19 Southern Miss	-DNP-													
D22 Morehead State	3	0-2	.000	0-1	.000	0-0	.000	0-0-0	0	0	0	0	0	0
D29 UMKC	14	0-0	.000	0-0	.000	0-0	.000	0-2-2	1	0	1	0	0	0
J3 Alabama	1	0-0	.000	0-0	.000	0-0	.000	0-0-0	0	0	0	0	0	0
J7 LSU	11	4-4	1.000	1-1	1.000	0-2	.000	0-0-0	1	0	0	0	1	9
J10 Arkansas	3	1-2	.500	0-0	.000	0-0	.000	1-1-2	1	0	0	0	0	2
J14 Texas A&M	3	0-0	.000	0-0	.000	0-0	.000	0-0-0	0	0	0	0	0	0
J17 Kentucky	8	1-2	.500	0-0	.000	0-0	.000	0-0-0	2	0	0	0	1	2
J21 Tennessee	13	2-3	.667	0-1	.000	0-1	.000	1-4-5	5	0	0	1	0	4
J25 Missouri	17	3-4	.750	1-1	1.000	0-0	.000	0-0-0	1	0	1	0	0	7
J28 Alabama	15	2-3	.667	0-1	.000	1-1	1.000	1-0-1	1	0	0	0	0	5
J31 Ole Miss	20	0-1	.000	0-1	.000	2-2	1.000	2-1-3	1	1	4	0	0	2
F4 Tennessee	3	0-1	.000	0-0	.000	0-0	.000	1-0-1	2	0	0	0	0	0
F7 Auburn	21	3-3	1.000	2-2	1.000	1-2	.500	0-2-2	4	0	0	1	0	9
F11 South Carolina	21	2-4	.500	1-2	.500	2-2	1.000	1-3-4	4	0	2	0	0	7
F14 Georgia														
F18 Florida														
F21 Ole Miss														
F25 Vanderbilt														
F28 South Carolina														
M4 LSU														
M8-12 SEC Tournament														

## CAREER STATS FOR ELI WRIGHT

Year	GP-GS	Min/Avg	FG-FGA	Pct	3FM-3GA	Pct	FT-FTA	Pct	Rebs	PF-D	Ast	TO	Blk	Stl	Pts/Avg
2016-17	23-1	303/13.2	26-53	.491	6-21	.286	20-29	.690	34-1.5	40-1	6	13	3	7	78/3.4

# 3 XAVIAN STAPLETON



Sophomore | Guard

6-6 | 195

Flora, MS

Madison Central HS

## Season Highs

**Points:** 14, Tennessee 2-4-17  
**FGM:** 6, Tennessee 2-4-17  
**FGA:** 13, Tennessee 2-4-17  
**3FGM:** 2, Southern Miss 12-19-16  
**3FGA:** 4, Kentucky 1-17-17  
**FTM:** 6, Arkansas 1-10-17  
**FTA:** 7, Arkansas 1-10-17  
**Rebounds:** 11, Tennessee 2-4-17  
**Assists:** 1, 4x, last vs South Carolina 2-11-17  
**Blocks:** 1, 5x, last vs Tennessee 2-4-17  
**Steals:** 4, Tennessee 2-4-17  
**Minutes:** 28, South Carolina 2-11-17

## Stapleton's Notes . . .

-Appeared in his first game at MSU against Southern Miss after being out for an ACL injury.

-Had 8 points, 1 block, 2 steals and 1 rebound in his first appearance as a Bulldog.

-Season high of (10) points came at Arkansas.

-Had his fourth career start.

-Earned his first career double-double against Tennessee. With career high (14) points and (11) rebounds.

-Had a career high (4) steals against Tennessee.

-Had a career high (28) minutes against South Carolina.

-Has now scored in double-digits 3 times.

-Reached his 100th-career point vs. South Carolina.

## 2016-17 Game-By-Game

Opponent	MIN	FG	Pct.	3FG	Pct.	FT	Pct.	O-D-R	PF	A	TO	B	S	PTS
N11 Norfolk State	-DNP-													
N17 Central Florida	-DNP-													
N18 Boise State	-DNP-													
N20 UTEP	-DNP-													
N25 Lehigh	-DNP-													
N28 Northwestern State	-DNP-													
D1 Oregon State	-DNP-													
D4 Georgia State	-DNP-													
D14 ETSU	-DNP-													
D19 Southern Miss	11	3-5	.600	2-2	1.000	0-0	.000	0-1-1	2	0	0	1	2	8
D22 Morehead State	* 15	2-4	.500	1-2	.500	0-0	.000	1-2-3	2	0	0	1	2	5
D29 UMKC	18	3-7	.429	1-3	.333	2-4	.500	0-2-2	1	1	2	1	2	9
J3 Alabama	* 14	2-5	.400	0-2	.000	1-2	.500	0-1-1	2	0	0	0	1	5
J7 LSU	4	2-3	.667	0-1	.000	0-0	.000	0-0-0	0	0	0	0	1	4
J10 Arkansas	14	2-5	.400	0-2	.000	6-7	.857	3-4-7	2	0	0	0	1	10
J14 Texas A&M	7	1-2	.500	0-0	.000	1-2	.500	0-0-0	4	0	0	0	0	3
J17 Kentucky	17	3-7	.429	1-4	.250	2-2	1.000	0-0-0	5	0	3	0	1	9
J21 Tennessee	17	1-4	.250	0-2	.000	1-4	.250	1-1-2	4	0	1	0	0	3
J25 Missouri	* 10	2-5	.400	1-1	1.000	0-0	.000	1-0-1	3	0	1	0	0	5
J28 Alabama	8	2-4	.500	1-2	.500	0-1	.000	1-2-3	5	0	1	0	0	5
J31 Ole Miss	18	2-5	.400	0-3	.000	2-3	.667	0-1-1	1	1	0	0	1	6
F4 Tennessee	26	6-13	.462	1-3	.333	1-2	.500	5-6-11	4	1	1	1	4	14
F7 Auburn	22	1-2	.500	0-1	.000	1-3	.333	0-1-1	4	0	2	1	0	3
F11 South Carolina	* 28	4-7	.571	1-3	.333	2-2	1.000	1-2-3	3	1	1	0	0	11
F14 Georgia														
F18 Florida														
F21 Ole Miss														
F25 Vanderbilt														
F28 South Carolina														
M4 LSU														
M8-12 SEC Tournament														

## CAREER STATS FOR XAVIAN STAPLETON

Year	GP-GS	Min/Avg	FG-FGA	Pct	3FM-3GA	Pct	FT-FTA	Pct	Rebs	PF-D	Ast	TO	Blk	Stl	Pts/Avg
2016-17	15-4	229/15.3	36-78	.462	9-31	.290	19-32	.594	36-2.4	42-2	4	12	5	15	100/6.7



# 4 MARIO KEGLER



**Freshman | Guard**

**6-7 | 220**

**Jackson, MS**

**Oak Hill Academy**

## Season Highs

**Points:** 17, Tennessee 2-4-17  
**FGM:** 6, 2x last vs Kentucky 1-17-17  
**FGA:** 13, Georgia State 12-4-16  
**3FGM:** 4, 2x, last vs Tennessee 2-4-17  
**3FGA:** 8, Georgia State 12-4-16  
**FTM:** 5, 2x, last vs Missouri 1-25-17  
**FTA:** 7, Missouri 1-25-17  
**Rebounds:** 9, 3x, last Tennessee 2-4-17  
**Assists:** 5, Arkansas 1-10-17  
**Blocks:** 1, 4x, last vs Alabama 1-28-17  
**Steals:** 2, 3x, last vs UMKC 12-29-16  
**Minutes:** 35, ETSU 12-14-16

## Kegler's Notes . . .

-Earned his first-career start during his collegiate debut against Norfolk State.

-Had a career-high 5 rebounds against UCF on November 17, 2016.

-Had a career-high 12 points against Boise State on November 18, 2016.

-Career-high 9 rebounds against Lehigh.

-Had a career-high 16 points against Georgia State.

-Tied his career-high 2 steals against Georgia State.

-Had a career and team-high 5 assists against Arkansas.

-Best SEC game was against Missouri with 16 points and 5 rebounds.

-Has scored in double-digits in 13 of 24 games played.

-Had a career-high (17) points and tied his career-high (9) rebounds against Tennessee.

## 2016-17 Game-By-Game

Opponent	MIN	FG	Pct.	3FG	Pct.	FT	Pct.	O-D-R	PF	A	TO	B	S	PTS
N11 Norfolk State	*	26	2-6	.333	2-4	.500	2-2	1.000	0-2-2	4	1	2	0	8
N17 Central Florida	*	22	3-7	.429	1-2	.500	0-0	.000	1-4-5	4	0	3	0	7
N18 Boise State	*	26	4-6	.667	2-4	.500	2-3	.667	1-3-4	2	0	3	0	12
N20 UTEP	*	27	2-10	.200	0-4	.000	2-2	1.000	1-7-8	1	0	0	0	6
N25 Lehigh	*	32	4-12	.333	1-3	.333	3-4	.750	4-5-9	2	0	3	0	12
N28 Northwestern State	*	30	4-12	.333	0-3	.000	0-0	.000	0-2-2	2	0	1	0	8
D1 Oregon State	*	28	4-5	.800	2-2	1.000	2-3	.667	1-2-3	1	1	3	0	12
D4 Georgia State	*	30	6-13	.462	4-8	.500	0-0	.000	1-3-4	1	3	2	0	16
D14 ETSU	*	35	5-7	.714	1-2	.500	1-3	.333	1-7-8	3	1	1	1	12
D19 Southern Miss	*	19	2-6	.333	1-4	.250	0-0	.000	0-7-7	3	1	0	0	5
D22 Morehead State		26	3-8	.375	0-4	.000	1-5	.200	3-4-7	0	1	0	0	7
D29 UMKC	*	25	2-8	.250	2-4	.500	2-3	.667	2-5-7	1	0	1	0	8
J3 Alabama	*	33	4-9	.444	0-5	.000	4-6	.667	1-6-7	2	0	1	0	12
J7 LSU	*	27	2-7	.286	2-5	.400	5-6	.833	1-6-7	3	0	2	0	11
J10 Arkansas	*	28	2-5	.400	0-2	.000	3-6	.500	0-3-3	4	5	3	0	7
J14 Texas A&M	*	28	1-7	.143	0-2	.000	2-5	.400	0-5-5	1	0	1	1	4
J17 Kentucky	*	32	6-10	.600	1-3	.333	0-2	.000	2-6-8	3	2	2	1	13
J21 Tennessee	*	25	3-6	.500	2-3	.667	2-2	1.000	1-2-3	2	0	2	0	10
J25 Missouri	*	34	5-9	.556	1-4	.250	5-7	.714	2-3-5	2	2	0	0	16
J28 Alabama	*	27	2-7	.286	1-2	.500	0-2	.000	0-5-5	4	4	3	1	5
J31 Ole Miss	*	32	2-6	.333	2-5	.400	2-3	.667	0-6-6	3	3	4	0	8
F4 Tennessee	*	33	5-10	.500	4-6	.667	3-5	.600	2-7-9	3	1	1	0	17
F7 Auburn	*	20	5-6	.833	3-3	1.000	3-3	1.000	0-4-4	5	2	1	0	16
F11 South Carolina	*	32	7-10	.700	2-4	.500	0-1	.000	3-3-6	3	2	2	1	16
F14 Georgia														
F18 Florida														
F21 Ole Miss														
F25 Vanderbilt														
F28 South Carolina														
M4 LSU														
M8-12 SEC Tournament														

## CAREER STATS FOR MARIO KEGLER

Year	GP-GS	Min/Avg	FG-FGA	Pct	3FM-3GA	Pct	FT-FTA	Pct	Rebs	PF-D	Asst	TO	Blk	Stl	Pts/Avg
2016-17	24-23	677/28.2	85-192	.443	34-88	.386	44-73	.603	134-5.6	59-1	29	42	5	15	248/10.3

# 5 JOE STRUGG



**R- Freshman| Forward**

**6-9 | 196**

**Montgomery, AL**

**G.W. Carver HS**

## Season Highs

**Points:** 3, Southern Miss 12-19-16  
**FGM:** 1, Southern Miss 12-19-16  
**FGA:** 2, Southern Miss 12-19-16  
**3FGM:** 1, Southern Miss 12-19-16  
**3FGA:** 2, Southern Miss 12-19-16  
**FTM:** --  
**FTA:** --  
**Rebounds:** 1, 3x, last vs UMKC 12-29-16  
**Assists:** --  
**Blocks:** --  
**Steals:** --  
**Minutes:** 6, Southern Miss 12-19-16

## Strugg's Notes . . .

-Earned his first collegiate minutes played with 2 against UCF on November 17, 2016.

-Had a career-high 1 rebound against Oregon State.

-Had a career high 6 minutes and 3 points against Southern Miss.

-Has not appeared in any SEC games.

-Did not travel to Alabama because he was sick.

## 2016-17 Game-By-Game

Opponent	MIN	FG	Pct.	3FG	Pct.	FT	Pct.	O-D-R	PF	A	TO	B	S	PTS
N11 Norfolk State	-DNP-													
N17 Central Florida	2	0-0	.000	0-0	.000	0-0	.000	0-0-0	0	0	0	0	0	0
N18 Boise State	-DNP-													
N20 UTEP	-DNP-													
N25 Lehigh	-DNP-													
N28 Northwestern State	4	0-1	.000	0-0	.000	0-0	.000	0-0-0	1	0	0	0	0	0
D1 Oregon State	1	0-0	.000	0-0	.000	0-0	.000	0-1-1	0	0	0	0	0	0
D4 Georgia State	1	0-1	.000	0-1	.000	0-0	.000	0-1-1	0	0	0	0	0	0
D14 ETSU	-DNP-													
D19 Southern Miss	6	1-2	.500	1-2	.500	0-0	.000	0-0-0	1	0	3	0	0	3
D22 Morehead State	-DNP-													
D29 UMKC	1	0-0	.000	0-0	.000	0-0	.000	0-1-1	0	0	1	0	0	0
J3 Alabama	-DNP-													
J7 LSU	-DNP-													
J10 Arkansas	-DNP-													
J14 Texas A&M	-DNP-													
J17 Kentucky	-DNP-													
J21 Tennessee	-DNP-													
J25 Missouri	-DNP-													
J28 Alabama	-DNP-													
J31 Ole Miss	-DNP-													
F4 Tennessee	-DNP-													
F7 Auburn	-DNP-													
F11 South Carolina	-DNP-													
F14 Georgia														
F18 Florida														
F21 Ole Miss														
F25 Vanderbilt														
F28 South Carolina														
M4 LSU														
M8-12 SEC Tournament														

## CAREER STATS FOR JOE STRUGG

Year	GP-GS	Min/Avg	FG-FGA	Pct	3FM-3GA	Pct	FT-FTA	Pct	Rebs	PF-D	Ast	TO	Blk	Stl	Pts/Avg
2016-17	6-0	15/2.5	1-4	.250	1-3	.333	0-0	.000	3-0.5	2-0	0	4	0	0	3/0.5

# 11 QUINNDARY WEATHERSPOON



Sophomore | Guard

6-4 | 205

Canton, MS

Velma Jackson HS

## Season Highs

**Points:** 29, Missouri 1-25-17  
**FGM:** 11, Missouri 1-25-17  
**FGA:** 18, 2x, last vs Tennessee 2-4-17  
**3FGM:** 6, Arkansas 1-10-17  
**3FGA:** 8, 2x, last vs UMKC 12-29-16  
**FTM:** 7, ETSU 12-14-16  
**FTA:** 8, 2x, last vs Morehead State 12-22-16  
**Rebounds:** 9, 2x, last vs Auburn 2-7-17  
**Assists:** 4, 3x, last vs Missouri 1-25-17  
**Blocks:** 2, 2x, last vs LSU 1-7-17  
**Steals:** 4, 4x last vs Kentucky 1-17-17  
**Minutes:** 36, twice, last vs Morehead State

## Career Highs

**Points:** 29, Missouri 1-25-17  
**FGM:** 11, Missouri 1-25-17  
**FGA:** 18, UCF 11-17-16  
**3FGM:** 6, Arkansas 1-10-17  
**3FGA:** 8, 3x, last vs UMKC 12-29-16  
**FTM:** 8, Vanderbilt, 2-16-16  
**FTA:** 10, Vanderbilt, 2-16-16  
**Rebounds:** 14, Missouri, 1-30-16  
**Assists:** 4, 3x, last vs Missouri 1-25-17  
**Blocks:** 2, 3x, last vs LSU 1-7-17  
**Steals:** 4, 3x, last vs Georgia State 12-4-16  
**Minutes:** 41, Alabama, 2-2-16

## 2016-17 Game-By-Game

Opponent	MIN	FG	Pct.	3FG	Pct.	FT	Pct.	O-D-R	PF	A	TO	B	S	PTS
N11 Norfolk State	*	30	9-16	.563	2-5	.400	2-2	1.000	2-4-6	2	2	2	2	22
N17 Central Florida	*	35	6-18	.333	2-5	.400	5-5	1.000	2-5-7	0	4	1	1	19
N18 Boise State	*	35	9-12	.750	1-3	.333	6-7	.857	1-3-4	1	2	2	0	25
N20 UTEP	*	36	2-9	.222	0-2	.000	5-7	.714	0-3-3	3	2	0	0	9
N25 Lehigh	-DNP-													
N28 Northwestern State	-DNP-													
D1 Oregon State	*	30	6-7	.857	4-5	.800	5-6	.833	1-3-4	3	0	4	0	21
D4 Georgia State	*	27	5-12	.417	2-8	.250	2-2	1.000	1-2-3	4	3	3	0	14
D14 ETSU	*	32	3-14	.214	0-4	.000	7-8	.875	3-4-7	2	1	3	0	13
D19 Southern Miss	*	26	4-8	.500	4-4	1.000	4-4	1.000	1-0-1	2	2	2	0	16
D22 Morehead State	*	36	10-17	.588	1-3	.333	6-8	.759	1-4-5	2	3	1	0	27
D29 UMKC	*	25	9-15	.600	5-8	.625	2-5	.400	2-5-7	2	4	2	0	25
J3 Alabama	*	33	2-11	.182	1-6	.167	2-2	1.000	2-3-5	4	2	4	0	7
J7 LSU	*	33	6-11	.545	1-3	.333	1-2	.500	4-3-7	2	1	6	2	14
J10 Arkansas	*	34	8-11	.727	6-7	.857	3-4	.750	2-4-6	2	2	0	0	25
J14 Texas A&M	*	33	5-8	.625	3-5	.600	0-0	.000	0-1-1	2	1	1	0	13
J17 Kentucky	*	27	6-12	.500	1-5	.200	2-4	.500	1-2-3	5	2	3	0	15
J21 Tennessee	*	29	3-8	.375	1-2	.500	4-5	.800	0-1-1	2	0	3	0	11
J25 Missouri	*	32	11-17	.647	2-6	.333	5-6	.833	1-7-8	1	4	2	0	29
J28 Alabama	*	35	4-14	.286	1-4	.250	2-2	1.000	2-5-7	4	1	4	0	11
J31 Ole Miss	*	34	7-17	.412	2-5	.400	0-0	.000	0-2-2	1	1	2	0	16
F4 Tennessee	*	37	3-18	.167	0-5	.000	1-6	.167	2-7-9	2	0	1	1	7
F7 Auburn	*	36	8-17	.471	3-5	.600	6-6	1.000	1-8-9	3	0	3	0	25
F11 South Carolina	*	28	1-5	.200	0-2	.000	3-4	.750	0-5-5	4	5	2	0	5
F14 Georgia														
F18 Florida														
F21 Ole Miss														
F25 Vanderbilt														
F28 South Carolina														
M4 LSU														
M8-12 SEC Tournament														

## Weatherspoon's Notes . . .

- Tabbed first-team All-SEC by league coaches and second-team by the media.

- Played through a wrist injury against UTEP on November 20, 2016. Missed two games and then returned to score 21 points against Oregon State.

- Has now totaled 20-plus points nine times in his career, eight times this year.

- On Jan 23., was named the SEC player of the week.

- Has scored in double-digits in 18 of 21 games played.

- Had a new season-high (8) rebounds and career-high (29) points against Missouri.

- Tied his career-high (4) assists for the third time.

- Tied his season-high (9) rebounds against Auburn.

- Had a season low (5) points against South Carolina.

## CAREER STATS FOR QUINNDARY WEATHERSPOON

Year	GP-GS	Min/Avg	FG-FGA	Pct	3FM-3GA	Pct	FT-FTA	Pct	Rebs	PF-D	Asst	TO	Blk	Stl	Pts/Avg
2015-16	31-17	836/27.0	133-297	.448	43-109	.394	62-77	.805	146-4.7	75-1	43	45	16	42	371/12.0
2016-17	22-22	703/32.0	127-277	.458	42-102	.412	73-95	.768	110-5.0	53-1	42	51	6	37	369/16.8
Totals	53-39	1539/29.0	260-574	.453	85-211	.403	135-172	.785	256-4.8	128-2	85	96	22	79	740/14.0



# 12 DREW DAVIS



Junior | Guard

5-10 | 172

Atlanta, GA

Fort Walton Beach HS

## Season Highs

Points: 6, Southern Miss 12-19-16

FGM: 2, Southern Miss 12-19-16

FGA: 1, Oregon State 12-1-16

3FGM: 2, Southern Miss 12-19-16

3FGA: 1, Oregon State 12-1-16

FTM: --

FTA: --

Rebounds: --

Assists: --

Blocks: --

Steals: --

Minutes: 5, Southern Miss 12-19-16

## Davis' Notes . . .

-Had a career-high 5 minutes against Southern Miss.

-Was 2-2 with 3-pointers against Southern Miss.

-Had a career-high 6 points against Southern Miss.

-Played in his 5th game this season.

## 2016-17 Game-By-Game

Opponent	MIN	FG	Pct.	3FG	Pct.	FT	Pct.	O-D-R	PF	A	TO	B	S	PTS
N11 Norfolk State	-DNP-													
N17 Central Florida	-DNP-													
N18 Boise State	-DNP-													
N20 UTEP	-DNP-													
N25 Lehigh	-DNP-													
N28 Northwestern State	-DNP-													
D1 Oregon State	1	0-1	.000	0-1	.000	0-0	.000	0-0-0	0	0	0	0	0	0
D4 Georgia State	2	0-0	.000	0-1	.000	0-0	.000	0-0-0	0	0	0	0	0	0
D14 ETSU	-DNP-													
D19 Southern Miss	5	2-3	.667	2-2	1.000	0-0	.000	0-0-0	0	1	2	0	0	6
D22 Morehead State	-DNP-													
D29 UMKC	2	1-1	1.000	0-0	.000	0-0	.000	0-0-0	0	0	0	0	0	2
J3 Alabama	-DNP-													
J7 LSU	-DNP-													
J10 Arkansas	-DNP-													
J14 Texas A&M	-DNP-													
J17 Kentucky	-DNP-													
J21 Tennessee	-DNP-													
J25 Missouri	1	0-1	.000	0-0	.000	0-0	.000	1-0-1	0	0	0	0	0	0
J28 Alabama	-DNP-													
J31 Ole Miss	-DNP-													
F4 Tennessee	-DNP-													
F7 Auburn	-DNP-													
F11 South Carolina	-DNP-													
F14 Georgia														
F18 Florida														
F21 Ole Miss														
F25 Vanderbilt														
F28 South Carolina														
M4 LSU														
M8-12 SEC Tournament														

## CAREER STATS FOR DREW DAVIS

Year	GP-GS	Min/Avg	FG-FGA	Pct	3FM-3GA	Pct	FT-FTA	Pct	Rebs	PF-D	Asst	TO	Blk	Stl	Pts/Avg
2016-17	5-0	11/2.2	3-6	.500	2-3	.667	0-0	.000	1-0.2	0-0	1	2	0	0	8/1.6

# 13 NICK SINGLETON



Sophomore | Guard

6-5 | 194

Decatur, GA

Columbia HS

## Season Highs

Points: 5, NWST 11-28-16  
 FGM: 2, NWST 11-28-16  
 FGA: 4, NWST 11-28-16  
 3FGM: 1, NWST 11-28-16  
 3FGA: 2, NWST 11-28-16  
 FTM: --  
 FTA: --  
 Rebounds: 2, UCF, 11-17-16  
 Assists: --  
 Blocks: --  
 Steals: 1, NWST 11-28-16  
 Minutes: 13, NWST 11-28-16

## 2016-17 Game-By-Game

Opponent	MIN	FG	Pct.	3FG	Pct.	FT	Pct.	O-D-R	PF	A	TO	B	S	PTS
N11 Norfolk State	-DNP-													
N17 Central Florida	2	0-0	.000	0-0	.000	0-0	.000	1-1-2	0	0	0	0	0	0
N18 Boise State	-DNP-													
N20 UTEP	-DNP-													
N25 Lehigh	-DNP-													
N28 Northwestern State	13	2-4	.500	1-2	.500	0-0	.000	0-1-1	1	0	0	0	1	5
D1 Oregon State	1	0-0	.000	0-0	.000	0-0	.000	0-0-0	0	0	0	0	0	0
D4 Georgia State	2	0-1	.000	0-0	.000	0-0	.000	0-0-0	1	0	0	0	0	0
D14 ETSU	-DNP-													
D19 Southern Miss	6	0-1	.000	0-1	.000	0-0	.000	0-0-0	0	1	1	1	0	0
D22 Morehead State	-DNP-													
D29 UMKC	-DNP-													
J3 Alabama	-DNP-													
J7 LSU	-DNP-													
J10 Arkansas	-DNP-													
J14 Texas A&M	-DNP-													
J17 Kentucky	-DNP-													
J21 Tennessee	1	0-0	.000	0-0	.000	0-0	.000	0-0-0	0	0	0	0	0	0
J25 Missouri	-DNP-													
J28 Alabama	-DNP-													
J31 Ole Miss	-DNP-													
F4 Tennessee	-DNP-													
F7 Auburn	-DNP-													
F11 South Carolina	-DNP-													
F14 Georgia														
F18 Florida														
F21 Ole Miss														
F25 Vanderbilt														
F28 South Carolina														
M4 LSU														
M8-12 SEC Tournament														

## Singleton's Notes . . .

-Had his first collegiate appearance with 2 minutes against UCF on November 17, 2016

-Had a career-high 13 minutes against Northwestern State.

-Had a career-high 5 points against Northwestern State.

## CAREER STATS FOR NICK SINGLETON

Year	GP-GS	Min/Avg	FG-FGA	Pct	3FM-3GA	Pct	FT-FTA	Pct	Rebs	PF-D	Ass	TO	Blk	Stl	Pts/Avg
2016-17	6-0	25/4.2	2-6	.333	1-3	.333	0-0	.000	3-0.5	2-0	1	1	1	1	5/0.8

# 15 I.J. READY



Senior | Guard

5-11 | 166

Rixey, AR

Parkview Magent HS

## Season Highs

Points: 20, Lehigh 11-25-16  
 FGM: 8, Lehigh 11-25-16  
 FGA: 16, Lehigh 11-25-16  
 3FGM: 3, LSU 1-7-17  
 3FGA: 6, UCF, 11-17-16  
 FTM: 6, 2x, last vs Arkansas 1-10-17  
 FTA: 7, NWST 11-28-16  
 Rebounds: 6, twice, last vs LSU 1-7-17  
 Assists: 8, 3x, last vs Missouri 1-25-17  
 Blocks:--  
 Steals: 5, 3x, last vs Arkansas 1-10-17  
 Minutes: 35, Lehigh 11-25-16

## Career Highs

Points: 25, Eastern Washington, 11-13-15  
 FGM: 8, twice, last vs Lehigh 11-25-16  
 FGA: 16, 4x, last vs Lehigh 11-25-16  
 3FGM: 4, Georgia, 1-24-15  
 3FGA: 7, 7x, last vs. Texas Southern, 12-2-15  
 FTM: 8, Eastern Washington, 11-13-15  
 FTA: 9, Eastern Washington, 11-13-15  
 Rebounds: 8, twice, last vs. Auburn, 1-21-15  
 Assists: 11, twice, last vs. Northern Colorado, 12-23-15  
 Blocks: 1, Arkansas, 2-9-16  
 Steals: 5, 3x, last vs. NWST 11-28-16  
 Minutes: 36, Ole Miss, 3-2-16

## 2016-17 Game-By-Game

Opponent	MIN	FG	Pct.	3FG	Pct.	FT	Pct.	O-D-R	PF	A	TO	B	S	PTS
N11 Norfolk State	* 31	5-13	.385	1-2	.500	3-4	.750	0-3-3	2	7	0	0	0	14
N17 Central Florida	* 30	6-15	.400	1-6	.167	2-2	1.000	1-2-3	1	4	2	0	1	15
N18 Boise State	* 27	5-9	.556	1-2	.500	2-3	.667	1-2-3	2	6	0	0	3	13
N20 UTEP	* 30	2-6	.333	0-1	.000	2-2	1.000	1-1-2	3	3	3	0	1	6
N25 Lehigh	* 35	8-16	.500	1-3	.333	3-5	.600	0-6-6	1	5	1	0	1	20
N28 Northwestern State	* 34	4-6	.667	1-1	1.000	5-7	.714	0-3-3	1	6	5	0	5	14
D1 Oregon State	* 28	2-6	.333	0-3	.000	0-0	.000	0-1-1	1	5	4	0	5	4
D4 Georgia State	* 30	5-8	.625	1-3	.333	0-0	.000	0-3-3	3	5	0	0	1	11
D14 ETSU	* 33	0-4	.000	0-1	.000	0-0	.000	0-2-2	1	4	4	0	0	0
D19 Southern Miss	* 25	3-5	.600	0-0	.000	0-0	.000	1-3-4	0	8	2	0	4	6
D22 Morehead State	* 33	6-10	.600	1-3	.333	6-6	1.000	0-2-2	1	3	0	0	0	19
D29 UMKC	* 25	3-6	.500	0-2	.000	0-0	.000	1-1-2	1	5	2	0	1	6
J3 Alabama	* 34	2-5	.400	0-0	.000	2-2	1.000	0-1-1	1	3	1	0	2	6
J7 LSU	26	5-6	.833	3-4	.750	0-0	.000	0-6-6	2	8	1	0	0	13
J10 Arkansas	30	1-3	.333	0-0	.000	6-6	1.000	0-3-3	1	4	4	0	5	8
J14 Texas A&M	28	2-4	.500	0-1	.000	2-2	1.000	0-3-3	1	5	2	0	3	6
J17 Kentucky	29	1-1	1.000	0-0	.000	2-2	1.000	0-0-0	0	1	0	0	0	4
J21 Tennessee	26	2-7	.286	0-1	.000	4-4	1.000	0-2-2	1	4	2	0	2	8
J25 Missouri	34	0-1	.000	0-0	.000	0-0	.000	0-4-4	2	8	0	0	1	0
J28 Alabama	2	0-0	.000	0-0	.000	0-0	.000	0-0-0	0	0	0	0	0	0
J31 Ole Miss	-DNP-													
F4 Tennessee	-DNP-													
F7 Auburn	-DNP-													
F11 South Carolina	-DNP-													
F14 Georgia														
F18 Florida														
F21 Ole Miss														
F25 Vanderbilt														
F28 South Carolina														
M4 LSU														
M8-12 SEC Tournament														

## Ready's Notes . . .

-Had a season-high 4 steals against Boise State on November 18, 2016.

-Had a team-high 20 points and 5 assists against Lehigh.

-Needs 170 more points to be the 37th player to reach 1000.

-His 140 steals tie him for the 10th most in school history.

-Had a season-high (4) steals and (8) assists.

-Tied his season-high assists (8) and rebounds (6) against LSU.

-Had 5 assists against TAMU to give 355 for his career, now the 8th most in school history as he passed Detrick White.

-Tied his season-high (8) assists against Missouri.

-Has made 23 consecutive free throws.

-Did not travel to Auburn because of an injury.

-Did not play against South Carolina due to injury.

## CAREER STATS FOR I.J. READY

Year	GP-GS	Min/Avg	FG-FGA	Pct	3FM-3GA	Pct	FT-FTA	Pct	Rebs	PF-D	Asst	TO	Blk	Stl	Pts/Avg
2013-14	26-21	626/24.1	59-159	.371	17-48	.354	18-21	.857	55-2.1	31-1	69	41	0	32	153/5.9
2014-15	29-21	744/25.7	87-218	.399	28-95	.295	37-42	.881	57-2.0	46-0	71	41	0	37	239/8.2
2015-16	30-22	886/29.5	103-247	.417	26-91	.286	45-56	.804	79-2.6	56-1	134	48	1	39	277/9.2
2016-17	20-13	570/28.5	62-131	.473	10-33	.303	39-45	.867	53-2.7	25-0	94	33	0	35	173/8.7
Totals	105-77	2826/26.9	311-755	.412	81-267	.303	139-164	.848	244-2.3	158-2	368	163	1	143	842/8.0



# 20 MILES WASHINGTON



**Freshman | Center**

**6-7 | 202**

**New Albany, MS**

**New Albany HS**

## Season Highs

Points: 2, UMKC 12-29-16  
 FGM: 1, UMKC 12-29-16  
 FGA: 2, UMKC 12-29-16  
 3FGM: --  
 3FGA: 1, UMKC 12-29-16  
 FTM: --  
 FTA: --  
 Rebounds: --  
 Assists: --  
 Blocks: 1, Southern Miss 12-19-16  
 Steals: --  
 Minutes: 6, Southern Miss 12-19-16

## Washington's Notes . . .

-Had a career-high 2 minutes against Georgia State.

-Earned his first career points against UMKC.

## 2016-17 Game-By-Game

Opponent	MIN	FG	Pct.	3FG	Pct.	FT	Pct.	O-D-R	PF	A	TO	B	S	PTS
N11 Norfolk State	-DNP-													
N17 Central Florida	-DNP-													
N18 Boise State	-DNP-													
N20 UTEP	-DNP-													
N25 Lehigh	-DNP-													
N28 Northwestern State	-DNP-													
D1 Oregon State	1	0-0	.000	0-0	.000	0-0	.000	0-0-0	1	0	0	0	0	0
D4 Georgia State	2	0-0	.000	0-0	.000	0-0	.000	0-0-0	0	0	0	0	0	0
D14 ETSU	-DNP-													
D19 Southern Miss	6	0-0	.000	0-0	.000	0-0	.000	0-0-0	0	0	0	1	0	0
D22 Morehead State	-DNP-													
D29 UMKC	2	1-2	.500	0-1	.000	0-0	.000	0-0-0	0	0	0	0	0	2
J3 Alabama	-DNP-													
J7 LSU	-DNP-													
J10 Arkansas	-DNP-													
J14 Texas A&M	-DNP-													
J17 Kentucky	-DNP-													
J21 Tennessee	-DNP-													
J25 Missouri	1	0-1	.000	0-0	.000	0-0	.000	0-0-0	1	0	0	0	0	0
J28 Alabama	-DNP-													
J31 Ole Miss	-DNP-													
F4 Tennessee	-DNP-													
F7 Auburn	-DNP-													
F11 South Carolina	-DNP-													
F14 Georgia														
F18 Florida														
F21 Ole Miss														
F25 Vanderbilt														
F28 South Carolina														
M4 LSU														
M8-12 SEC Tournament														

## CAREER STATS FOR MILES WASHINGTON

Year	GP-GS	Min/Avg	FG-FGA	Pct	3FM-3GA	Pct	FT-FTA	Pct	Rebs	PF-D	Ast	TO	Blk	Stl	Pts/Avg
2016-17	5-0	12/2.4	1-3	.333	0-1	.000	0-0	.000	0-0.0	2-0	0	0	1	0	2/0.4

# 23 TYSON CARTER



**Freshman | Guard**

**6-4 | 167**

**Starkville, MS**

**Starkville HS**

## Season Highs

**Points:** 22, South Carolina 2-11-17  
**FGM:** 8, South Carolina 2-11-17  
**FGA:** 15, 2x, last vs NWST 11-28-16  
**3FGM:** 5, 2x, last vs South Carolina 2-11-17  
**3FGA:** 10, South Carolina 2-11-17  
**FTM:** 6, Boise State 11-18-16  
**FTA:** 6, Boise State 11-18-16  
**Rebounds:** 6, UTEP 11-20-16  
**Assists:** 2, 5x, last vs Alabama 1-28-17  
**Blocks:** 1, 3x, last vs South Carolina 2-11-17  
**Steals:** 2, 3x, last vs Lehigh 11-25-16  
**Minutes:** 37, NWST 11-28-16

## Carter's Notes . . .

- 17 points is the most by a freshman on opening day since Chancellor Nichols scored 17 against Christian Brothers in November 1987. Was 6-8 shooting and made 5 3-pointers.

-Earned his first-career start during his collegiate debut against Norfolk State on November 11, 2016.

-Scored 17 points in his debut against Norfolk State, the most by a true freshman on opening day since Chancellor Nichols also had 17 against Christian Brothers on Nov. 28, 1987.

-Was 6-6 at the free throw line against Boise State.

-Was second on the team for 3-pointers with 3 against UTEP and had a career-high 6 rebounds.

-Had a career-high (37) minutes against Northwestern State.

-He is second on the team for free-throw shooting percentage (.839).

-Third on the team on with 33 made 3-pointers.

-Had a career-high (22) points against South Carolina.

## 2016-17 Game-By-Game

Opponent	MIN	FG	Pct.	3FG	Pct.	FT	Pct.	O-D-R	PF	A	TO	B	S	PTS
N11 Norfolk State	*	33	6-8	.750	5-7	.714	0-0	.000	0-1-1	1	2	1	0	17
N17 Central Florida	*	33	2-12	.167	2-8	.250	2-4	.500	0-2-2	2	2	0	0	8
N18 Boise State	*	30	4-10	.400	1-4	.250	6-6	1.000	0-2-2	2	1	0	0	15
N20 UTEP	*	26	3-7	.429	3-6	.500	0-0	.000	0-6-6	1	1	0	0	9
N25 Lehigh	*	36	5-15	.333	2-8	.250	4-4	1.000	0-2-2	3	0	1	1	16
N28 Northwestern State	*	37	4-15	.267	0-7	.000	2-2	1.000	1-2-3	2	2	2	0	10
D1 Oregon State	*	25	2-6	.333	1-2	.500	3-4	.750	0-3-3	0	0	0	1	8
D4 Georgia State	*	24	0-3	.000	0-2	.000	2-2	1.000	0-3-3	1	2	0	0	2
D14 ETSU	*	18	3-4	.750	1-1	1.000	0-0	.000	0-0-0	1	1	1	0	7
D19 Southern Miss	*	22	3-5	.600	3-5	.600	2-2	1.000	0-4-4	0	1	1	0	11
D22 Morehead State	*	24	2-4	.500	1-2	.500	2-2	1.000	1-2-3	1	1	2	0	7
D29 UMKC	*	27	4-9	.444	3-4	.750	0-0	.000	0-4-4	0	0	0	0	11
J3 Alabama		23	4-7	.571	2-3	.667	0-0	.000	0-1-1	0	1	0	0	10
J7 LSU		15	0-1	.000	0-0	.000	0-0	.000	0-2-2	0	1	0	0	0
J10 Arkansas		10	1-4	.250	1-3	.333	0-0	.000	0-0-0	1	0	0	0	3
J14 Texas A&M		6	0-3	.000	0-3	.000	0-0	.000	0-0-0	0	0	1	0	0
J17 Kentucky		7	0-0	.000	0-0	.000	0-0	.000	0-1-1	0	1	0	0	0
J21 Tennessee		16	4-6	.667	1-3	.333	0-0	.000	0-0-0	0	0	0	0	9
J25 Missouri		5	1-1	1.000	0-0	.000	0-0	.000	1-1-2	0	0	0	0	2
J28 Alabama		10	1-3	.333	0-0	.000	2-2	1.000	1-0-1	2	2	0	0	4
J31 Ole Miss		20	0-7	.000	0-4	.000	0-0	.000	0-1-1	3	1	1	1	0
F4 Tennessee		14	2-8	.250	2-5	.400	0-0	.000	0-0-0	2	0	0	0	6
F7 Auburn		13	1-6	.167	0-2	.000	0-0	.000	0-1-1	4	0	1	0	2
F11 South Carolina		27	8-13	.615	5-10	.500	1-3	.333	0-0-0	2	0	1	1	22
F14 Georgia														
F18 Florida														
F21 Ole Miss														
F25 Vanderbilt														
F28 South Carolina														
M4 LSU														
M8-12 SEC Tournament														

## CAREER STATS FOR TYSON CARTER

Year	GP-GS	Min/Avg	FG-FGA	Pct	3FM-3GA	Pct	FT-FTA	Pct	Rebs	PF-D	Ast	TO	Blk	Stl	Pts/Avg
2016-17	24-12	501/20.9	60-157	.382	33-89	.371	26-31	.839	42-1.8	28-0	19	12	4	17	179/7.5

# 34 SCHNIDER HERARD



**Freshman | Center**

**6-10 | 250**

**Port-au-Prince, Haiti**

**Prestonwood Christian HS**

## Season Highs

**Points:** 16, TAMU 1-14-17  
**FGM:** 5, 2x, last vs Alabama 1-28-17  
**FGA:** 7, TAMU 1-14-17  
**3FGM:** --  
**3FGA:** --  
**FTM:** 8, Tennessee 2-4-17  
**FTA:** 14, Tennessee 2-4-17  
**Rebounds:** 15, Tennessee 2-4-17  
**Assists:** 2, UTEP 11-20-16  
**Blocks:** 2, 2x, last vs Southern Miss 12-17-16  
**Steals:** 1, 2x, last vs Auburn 2-7-17  
**Minutes:** 32, Tennessee 2-4-17

## Herard's Notes . . .

- Had his collegiate debut against Norfolk State and had 4 rebounds in the 17 minutes he played.

-Had a team-high 7 rebounds against Boise State on November 18, 2016.

-Earned his first career block & steal against Northwestern State.

-Had a career-high 24 minutes against Texas A&M.

-Career-high (12) rebounds against Southern Miss.

-Had a new career-high (16) points against TAMU.

-Has started all four SEC games.

-Earned his first career double-double against Tennessee with 14 points and 11 rebounds all before halftime.

-Had a new career-high (30) minutes against Alabama.

-Earned his second career double-double against Tennessee.

-Had a new career-high (32) minutes and (15) rebounds.

## 2016-17 Game-By-Game

Opponent	MIN	FG	Pct.	3FG	Pct.	FT	Pct.	O-D-R	PF	A	TO	B	S	PTS
N11 Norfolk State	17	2-3	.667	0-0	.000	0-1	.000	2-2-4	1	0	3	0	0	4
N17 Central Florida	18	0-2	.000	0-0	.000	2-3	.667	0-2-2	4	0	1	0	0	2
N18 Boise State	18	0-1	.000	0-0	.000	0-0	.000	1-6-7	2	0	1	0	0	0
N20 UTEP	20	0-1	.000	0-0	.000	0-0	.000	2-3-5	3	2	1	0	0	0
N25 Lehigh	14	1-2	.500	0-0	.000	0-0	.000	0-4-4	1	0	0	0	0	2
N28 Northwestern State	16	1-1	1.000	0-0	.000	0-0	.000	0-4-4	1	0	2	1	1	2
D1 Oregon State	21	0-2	.000	0-0	.000	2-4	.500	1-3-4	2	0	2	0	0	2
D4 Georgia State	18	3-4	.750	0-0	.000	2-3	.667	3-4-7	0	0	2	2	0	8
D14 ETSU	12	0-3	.000	0-0	.000	0-0	.000	2-1-3	0	0	0	0	0	0
D19 Southern Miss	23	3-4	.750	0-0	.000	1-4	.250	4-8-12	2	2	1	2	0	7
D22 Morehead State	10	2-2	1.000	0-0	.000	1-4	.250	0-1-1	2	0	0	0	0	5
D29 UMKC	15	2-2	1.000	0-0	.000	1-2	.500	2-6-8	2	0	1	0	0	5
J3 Alabama	* 16	0-1	.000	0-0	.000	4-4	1.000	2-3-5	4	0	4	0	0	4
J7 LSU	* 17	4-6	.667	0-0	.000	0-0	.000	2-2-4	1	1	1	0	0	8
J10 Arkansas	* 15	1-3	.333	0-0	.000	2-5	.400	2-2-4	3	0	4	0	0	4
J14 Texas A&M	* 24	5-7	.714	0-0	.000	6-8	.750	2-2-4	4	0	1	0	0	16
J17 Kentucky	* 11	3-4	.750	0-0	.000	1-4	.250	2-3-5	5	0	3	0	0	7
J21 Tennessee	* 20	5-8	.625	0-0	.000	4-8	.500	4-7-11	3	0	1	1	0	14
J25 Missouri	* 19	1-2	.500	0-0	.000	1-7	.143	1-3-4	2	0	0	0	0	3
J28 Alabama	* 30	5-5	1.000	0-0	.000	2-4	.500	3-3-6	2	1	1	0	0	12
J31 Ole Miss	* 23	1-1	1.000	0-0	.000	2-4	.500	0-5-5	3	0	3	0	1	4
F4 Tennessee	* 32	2-5	.400	0-0	.000	8-14	.571	7-8-15	2	0	2	0	0	12
F7 Auburn	* 27	1-5	.200	0-0	.000	4-6	.667	3-3-6	2	0	0	0	1	6
F11 South Carolina	* 18	1-1	1.000	0-0	.000	0-0	.000	0-3-3	2	0	4	0	0	2
F14 Georgia														
F18 Florida														
F21 Ole Miss														
F25 Vanderbilt														
F28 South Carolina														
M4 LSU														
M8-12 SEC Tournament														

## CAREER STATS FOR SCHNIDER HERARD

Year	GP-GS	Min/Avg	FG-FGA	Pct	3FM-3GA	Pct	FT-FTA	Pct	Rebs	PF-D	Ast	TO	Blk	Stl	Pts/Avg
2016-17	24-12	454/18.9	43-75	.573	0-0	.000	43-85	.506	133-5.5	53-1	6	38	6	3	129/5.4



## 35 ARIC HOLMAN



Sophomore | Forward

6-10 | 222

Owensboro, KY

Owensboro HS

## Season Highs

**Points:** 18, UTEP 11-20-16  
**FGM:** 8, UTEP 11-20-16  
**FGA:** 13, Boise State 11-18-16  
**3FGM:** 2, LSU 1-7-17  
**3FGA:** 4, Boise State 11-18-16  
**FTM:** 7, LSU 1-7-17  
**FTA:** 9, LSU 1-7-17  
**Rebounds:** 11, 3x, last vs Arkansas 1-10-17  
**Assists:** 3, UMKC 12-29-16  
**Blocks:** 5, 2x, last vs NWST 11-28-16  
**Steals:** 2, 3x, last vs Oregon State 12-1-16  
**Minutes:** 33, TAMU 1-14-17

## Career Highs

**Points:** 18, UTEP 11-20-16  
**FGM:** 8, UTEP 11-20-16  
**FGA:** 13, Boise State 11-18-16  
**3FGM:** 1, twice, last vs. Norfolk State 11-17-16  
**3FGA:** 4, Boise State 11-18-16  
**FTM:** 7, LSU 1-7-17  
**FTA:** 9, LSU 1-7-17  
**Rebounds:** 11, 2x, last vs Southern Miss 12-19-16  
**Assists:** 4, Arkansas, 2-9-16  
**Blocks:** 5, twice, last vs NWST 11-28-16  
**Steals:** 2, 3x, last vs Oregon State 12-1-16  
**Minutes:** 33, TAMU 1-14-17

## 2016-17 Game-By-Game

Opponent	MIN	FG	Pct.	3FG	Pct.	FT	Pct.	O-D-R	PF	A	TO	B	S	PTS
N11 Norfolk State	26	3-7	.429	1-2	.500	4-7	.571	3-8-11	2	0	1	5	2	11
N17 Central Florida	* 28	2-4	.500	0-1	.000	2-3	.667	4-3-7	1	0	2	1	1	6
N18 Boise State	* 24	6-13	.461	0-4	.000	0-0	.000	1-4-5	1	0	2	0	0	12
N20 UTEP	* 23	8-10	.800	0-1	.000	2-2	1.000	2-2-4	5	0	2	0	2	18
N25 Lehigh	* 24	4-6	.667	0-0	.000	2-2	1.000	1-3-4	4	2	2	1	1	10
N28 Northwestern State	* 26	4-6	.667	0-1	.000	5-6	.833	3-4-7	0	0	1	5	1	13
D1 Oregon State	* 26	2-7	.286	1-1	1.000	2-2	1.000	3-4-7	1	1	2	1	2	7
D4 Georgia State	* 15	3-7	.429	0-1	.000	1-2	.500	1-3-4	3	0	1	1	0	7
D14 ETSU	* 30	7-10	.700	1-3	.333	2-3	.667	2-4-6	3	0	1	4	1	17
D19 Southern Miss	* 20	2-7	.286	0-2	.000	1-1	1.000	1-10-11	0	0	1	2	1	5
D22 Morehead State	* 27	5-7	.714	0-1	.000	2-4	.500	3-3-6	2	2	2	3	0	12
D29 UMKC	* 21	1-3	.333	0-0	.000	0-1	.000	1-5-6	3	3	3	3	0	2
J3 Alabama	25	1-5	.200	0-1	.000	3-4	.750	0-5-5	4	1	2	4	1	5
J7 LSU	* 26	4-9	.444	2-3	.667	7-9	.778	2-7-9	1	1	1	2	0	17
J10 Arkansas	* 29	4-9	.444	1-2	.500	2-4	.500	6-5-11	1	1	0	2	0	11
J14 Texas A&M	* 33	4-5	.800	1-2	.500	2-2	1.000	0-5-5	4	0	2	3	1	11
J17 Kentucky	* 29	3-7	.429	0-0	.000	0-0	.000	3-1-4	3	2	2	2	1	6
J21 Tennessee	* 18	2-6	.333	0-3	.000	0-2	.000	1-5-6	1	0	1	2	0	4
J25 Missouri	23	1-2	.500	0-0	.000	2-5	.400	0-1-1	2	0	2	4	0	4
J28 Alabama	* 31	2-7	.286	0-1	.000	0-0	.000	3-6-9	3	0	1	1	0	4
J31 Ole Miss	* 25	4-6	.667	1-2	.500	0-0	.000	1-5-6	3	1	1	2	0	9
F4 Tennessee	* 16	2-5	.400	0-1	.000	0-0	.000	1-4-5	5	0	2	2	0	4
F7 Auburn	* 19	3-7	.429	0-2	.000	2-3	.667	2-4-6	0	1	2	1	1	8
F11 South Carolina	23	3-4	.750	1-1	1.000	0-0	.000	1-6-7	5	1	2	1	1	7
F14 Georgia														
F18 Florida														
F21 Ole Miss														
F25 Vanderbilt														
F28 South Carolina														
M4 LSU														
M8-12 SEC Tournament														

## Holman's Notes . . .

- Sophomore forward Aric Holman recorded his first-career double-double with 11 points and 11 rebounds against Norfolk State.

-Had a career and team-high 18 points against UTEP..

-Tied his career-high with 2 steals against Oregon State.

-Scored 17 points against ETSU, one point shy of his career-high.

-Also had 11 rebounds against Southern Miss and Arkansas.

-Had his second double-double of the season with 11 rebounds and 13 points at Arkansas.

-Has had 5 blocks in a single game twice.

-Has scored in double-digits 10 times.

-Third in the SEC with 52 blocked shots

-Had 4 blocks for the third time this season against Missouri.

## CAREER STATS FOR ARIC HOLMAN

Year	GP-GS	Min/Avg	FG-FGA	Pct	3FM-3GA	Pct	FT-FTA	Pct	Rebs	PF-D	Ast	TO	Blk	Stl	Pts/Avg
2015-16	21-3	194/9.2	18-44	.409	2-13	.154	1-6	.167	39-1.9	37-2	8	16	14	2	39/1.9
2016-17	24-21	587/24.5	80-159	.503	9-35	.257	41-62	.661	152-6.3	57-3	16	38	52	16	210/8.8
Totals	45-24	781/17.4	98-203	.483	11-48	.229	42-68	.618	191-4.2	94-5	24	54	66	18	249/5.5

## 45 E.J. DATCHER



Freshman | Center

6-9 | 240

Hapersville, AL

Vincent HS

## Season Highs

Points: 4, LSU 1-7-17

FGM: 2, LSU 1-7-17

FGA: 4, LSU 1-7-17

3FGM: --

3FGA: --

FTM: 2, Southern Miss 12-19-16

FTA: 2, Southern Miss 12-19-16

Rebounds: 7, Norfolk State, 11-11-16

Assists: --

Blocks: 3, UCF, 11-17-16

Steals: 2, Kentucky 1-17-17

Minutes: 15, UCF, 11-17-16

## Datcher's Notes . . .

-- Had his collegiate debut against Norfolk State.

-Was second on the team for blocks with 4 against UCF.

-Had a career-high 4 points versus USM and LSU.

-Is second on the team with (13) blocks.

## 2016-17 Game-By-Game

Opponent	MIN	FG	Pct.	3FG	Pct.	FT	Pct.	O-D-R	PF	A	TO	B	S	PTS
N11 Norfolk State	9	1-2	.500	0-0	.000	0-1	.000	1-6-7	4	0	0	1	0	2
N17 Central Florida	15	1-2	.500	0-0	.000	0-1	.000	0-2-2	5	0	0	3	1	2
N18 Boise State	11	0-1	.000	0-0	.000	1-2	.500	2-2-4	1	0	1	0	1	1
N20 UTEP	5	0-0	.000	0-0	.000	0-0	.000	0-0-0	1	0	0	0	0	0
N25 Lehigh	10	0-0	.000	0-0	.000	0-0	.000	0-1-1	1	0	1	1	0	0
N28 Northwestern State	8	1-2	.500	0-0	.000	0-0	.000	2-1-3	1	0	0	1	0	2
D1 Oregon State	4	0-0	.000	0-0	.000	0-0	.000	0-0-0	3	0	0	0	0	0
D4 Georgia State	7	0-1	.000	0-0	.000	0-0	.000	0-0-0	0	0	0	1	0	0
D14 ETSU	6	1-2	.500	0-0	.000	0-0	.000	1-3-4	1	0	0	0	0	2
D19 Southern Miss	8	1-2	.500	0-0	.000	2-2	1.000	1-2-3	3	0	0	2	0	4
D22 Morehead State	2	0-0	.000	0-0	.000	0-0	.000	0-0-0	1	0	0	0	0	0
D29 UMKC	3	0-0	.000	0-0	.000	0-0	.000	0-2-2	2	0	0	0	0	0
J3 Alabama	-DNP-													
J7 LSU	14	2-4	.500	0-0	.000	0-0	.000	0-2-2	3	0	0	2	0	4
J10 Arkansas	7	0-1	.000	0-0	.000	0-0	.000	1-1-2	1	0	0	1	0	0
J14 Texas A&M	7	0-1	.000	0-0	.000	0-0	.000	0-0-0	4	1	1	1	0	0
J17 Kentucky	5	0-0	.000	0-0	.000	0-0	.000	0-0-0	2	0	0	0	2	0
J21 Tennessee	9	0-1	.000	0-0	.000	0-0	.000	1-1-2	4	0	1	0	0	0
J25 Missouri	4	0-1	.000	0-0	.000	0-0	.000	0-1-1	1	0	0	0	0	0
J28 Alabama	8	1-1	1.000	0-0	.000	1-2	.500	1-0-1	0	0	0	0	0	3
J31 Ole Miss	4	0-0	.000	0-0	.000	0-0	.000	0-0-0	2	0	0	0	0	0
F4 Tennessee	5	0-0	.000	0-0	.000	0-0	.000	0-0-0	2	0	0	0	0	0
F7 Auburn	6	0-1	.000	0-0	.000	0-0	.000	0-0-0	2	0	0	0	1	0
F11 South Carolina	4	0-1	.000	0-0	.000	0-0	.000	0-0-0	3	0	0	1	1	0
F14 Georgia														
F18 Florida														
F21 Ole Miss														
F25 Vanderbilt														
F28 South Carolina														
M4 LSU														
M8-12 SEC Tournament														

## CAREER STATS FOR E.J. DATCHER

Year	GP-GS	Min/Avg	FG-FGA	Pct	3FM-3GA	Pct	FT-FTA	Pct	Rebs	PF-D	Ast	TO	Blk	Stl	Pts/Avg
2016-17	23-0	161/7.0	8-23	.348	0-0	.000	4-8	.500	34-1.5	47-1	1	5	13	6	20/0.9

**Exhibition — Nov. 4, 2016**

Mississippi State	78
Delta State	63

Humphrey Coliseum • Starkville, MS

**Delta State**

Player	FG	3FG	FT	RB	PF	PT	A	Min
Davis	f 2-6	0-0	0-0	1	5	4	0	24
Harper	f 0-0	0-0	0-0	0	5	0	0	5
Warner	g 6-12	5-9	4-6	4	4	21	2	36
Kilpatrick	g 1-2	0-0	0-1	5	0	2	4	28
Schmidt	g 6-20	2-9	3-4	5	4	17	6	32
Henry	0-2	0-0	0-0	4	0	0	0	16
Cornish	3-5	3-5	0-0	2	3	9	0	29
King	0-0	0-0	0-0	0	0	0	0	1
Weldon	1-1	0-0	0-0	0	0	2	0	6
Taylor	2-6	0-0	4-7	6	3	8	0	22
Kimble	0-0	0-0	0-0	0	0	0	0	1
<b>TOTALS</b>	<b>21-54</b>	<b>10-23</b>	<b>11-18</b>	<b>33</b>	<b>24</b>	<b>63</b>	<b>12</b>	<b>200</b>

**Mississippi State**

Player	FG	3FG	FT	RB	PF	PT	A	Min
Holman	f 4-7	1-3	6-7	10	0	15	0	25
Kegler	g 6-12	4-9	2-4	8	1	18	0	24
W'Spoon	g 4-12	1-2	3-4	8	3	12	4	25
Ready	g 4-6	1-3	0-0	1	1	9	4	18
Carter	g 1-6	0-4	2-2	2	2	4	1	25
Peters	2-8	1-4	2-5	1	3	7	2	18
Wright	2-5	0-2	3-4	2	2	7	1	23
Strugg	0-1	0-1	0-0	0	1	0	0	4
Davis	0-1	0-0	0-0	2	1	0	0	3
Singleton	1-1	0-0	0-0	0	2	2	0	5
Washington	0-0	0-0	0-0	1	1	0	0	3
Herard	1-2	0-0	0-2	5	5	2	0	11
Datcher	1-3	0-0	0-1	6	2	2	0	16
<b>TOTALS</b>	<b>26-64</b>	<b>8-28</b>	<b>18-29</b>	<b>48</b>	<b>24</b>	<b>78</b>	<b>12</b>	<b>200</b>

Halftime: MSU 43, DSU 32. FG%: MSU 40.6%, DSU 38.9%. 3FG%: MSU 28.6%, DSU 43.5%. FT%: MSU 62.1%, DSU 61.1%. Turnovers: MSU 16 (Herard 3), DSU 19 (Schmidt 7). Blocked Shots: MSU 7 (Holman 4), DSU 1 (P.J. Davis). Steals: MSU 9 (Peters 4), DSU 7 (Kilpatrick 4). Officials: Anthony Jordan, Owen Shortt, Ken Washington. Attendance: 3,721.

**Game 1 — Nov. 11, 2016**

Mississippi State	78
Norfolk State	74

Humphrey Coliseum • Starkville, MS

**Norfolk State**

Player	FG	3FG	FT	RB	PF	PT	A	Min
Long	f 2-5	0-0	1-3	7	4	5	0	30
Gellineau	c 0-0	0-0	0-0	4	5	0	0	11
Robinson	g 7-14	2-5	5-5	3	1	21	5	38
Wade	g 5-16	0-2	8-12	12	0	18	3	35
Goss	g 4-7	1-4	0-0	1	2	9	1	31
Ward	2-4	0-1	0-1	2	0	4	2	20
Brown	2-3	1-1	0-0	0	2	5	0	5
Williams	1-2	1-2	2-2	2	2	5	0	12
Robinson	3-6	0-0	1-3	3	5	7	0	18
<b>TOTALS</b>	<b>26-57</b>	<b>5-15</b>	<b>17-26</b>	<b>35</b>	<b>21</b>	<b>74</b>	<b>11</b>	<b>200</b>

**Mississippi State**

Player	FG	3FG	FT	RB	PF	PT	A	Min
Holman	f 3-7	1-2	4-7	11	2	11	0	26
Kegler	g 2-6	2-4	2-2	2	4	8	1	26
W'Spoon	g 9-16	2-5	2-2	6	2	22	2	30
Ready	g 5-13	1-2	3-4	3	2	14	7	31
Carter	g 6-8	5-7	0-0	1	1	17	2	33
Peters	0-3	0-2	0-0	1	2	0	3	15
Wright	0-2	0-1	0-0	0	4	0	0	13
Herard	2-3	0-0	0-1	4	1	4	0	17
Datcher	1-2	0-0	0-1	7	4	2	0	9
<b>TOTALS</b>	<b>28-60</b>	<b>11-23</b>	<b>11-17</b>	<b>38</b>	<b>22</b>	<b>78</b>	<b>12</b>	<b>200</b>

Halftime: MSU 39, NSU 39. FG%: MSU 42.4%, NSU 43.3%. 3FG%: MSU 40.0%, NSU 30.0%. FT%: MSU 62.5%, NSU 52.6%. Turnovers: MSU 13 (Peters 4), NSU 12 (Robinson 3). Blocked Shots: MSU 8 (Holman 5), NSU 5 (Robinson 3). Steals: MSU 4 (Holman 2), NSU 5 (Robinson 3). Officials: Antinio Petty, Terry Moore, Darron George. Attendance: 4,467.

**Game 2 — Nov. 17, 2016**

Central Florida	86
Mississippi State	61

TD Arena • Charleston, SC

**Mississippi State**

Player	FG	3FG	FT	RB	PF	PT	A	Min
Holman	f 2-4	0-1	2-3	7	1	6	0	28
Kegler	g 3-7	1-2	0-0	5	4	7	0	22
W'Spoon	g 6-18	2-5	5-5	7	0	19	4	35
Ready	g 6-15	1-6	2-2	3	1	15	4	30
Carter	g 2-12	2-8	2-4	2	2	8	2	33
Wright	0-2	0-2	2-2	0	4	2	0	15
Strugg	0-0	0-0	0-0	0	0	0	0	2
Singleton	0-0	0-0	0-0	2	0	0	0	2
Herard	0-2	0-0	2-2	2	4	2	0	18
Datcher	1-2	0-0	0-1	2	5	2	0	15
<b>TOTALS</b>	<b>20-62</b>	<b>6-24</b>	<b>15-20</b>	<b>35</b>	<b>21</b>	<b>61</b>	<b>10</b>	<b>200</b>

**Central Florida**

Player	FG	3FG	FT	RB	PF	PT	A	Min
Efianayi	f 7-14	2-6	3-5	7	2	19	2	29
Banyard	f 3-6	1-2	1-4	13	2	8	2	33
Fall	c 13-17	0-0	0-4	12	2	26	1	27
Taylor	g 5-14	1-3	6-6	7	1	17	10	35
Williams	g 3-7	1-4	3-3	3	2	10	1	33
Mumin	0-0	0-0	0-0	0	0	0	0	10
Stephenson	0-1	0-0	0-0	1	0	0	0	2
Brown	1-3	0-0	4-4	4	5	6	0	11
Laing	0-2	0-0	0-0	1	2	0	2	20
<b>TOTALS</b>	<b>32-64</b>	<b>5-15</b>	<b>17-26</b>	<b>49</b>	<b>16</b>	<b>86</b>	<b>18</b>	<b>200</b>

Halftime: MSU 33, UCF 53. FG%: MSU 32.3%, UCF 50.0%. 3FG%: MSU 25.0%, UCF 33.3%. FT%: MSU 75.0%, UCF 65.4%. Turnovers: MSU 10 (Kegler 3), UCF 10 (Efianayi 5). Blocked Shots: MSU 5 (Datcher 3), UCF 3 (Fall 3). Steals: MSU 8 (Kegler, Carter 2), UCF 4 (Taylor 2). Officials: John Higgins, Les Jones, Paul Janssen. Attendance: 3,430.

**Game 3 — Nov. 18, 2016**

Mississippi State	80
Boise State	68

TD Arena • Charleston, SC

**Mississippi State**

Player	FG	3FG	FT	RB	PF	PT	A	Min
Holman	f 6-13	0-4	0-0	5	1	12	0	24
Kegler	g 4-6	2-4	2-3	4	2	12	0	26
W'Spoon	g 9-12	1-3	6-7	4	1	25	2	35
Ready	g 5-9	1-2	2-3	3	2	13	6	27
Carter	g 4-10	1-4	6-6	2	2	15	1	30
Peters	0-4	0-3	0-0	1	3	0	1	14
Wright	0-1	0-1	2-2	0	2	2	3	15
Herard	0-1	0-0	0-0	7	2	0	0	18
Datcher	0-1	0-0	1-2	4	1	1	0	11
<b>TOTALS</b>	<b>28-57</b>	<b>5-21</b>	<b>19-23</b>	<b>35</b>	<b>16</b>	<b>80</b>	<b>13</b>	<b>200</b>

**Boise State**

Player	FG	3FG	FT	RB	PF	PT	A	Min
Duncan	f 4-8	4-8	0-0	0	3	12	0	19
Wacker	f 1-1	0-0	0-1	3	2	2	3	22
Jessup	g 1-6	1-5	2-2	1	2	5	0	25
Hutchison	g 5-7	0-1	3-3	6	4	13	0	24
Reid	g 1-5	0-4	0-0	2	1	2	1	18
Dickinson	2-3	1-2	0-0	2	0	5	0	13
Jorch	3-3	0-0	0-0	0	3	6	0	9
Haney	2-4	1-2	1-2	6	0	6	0	22
Oluyitan	0-0	0-0	0-0	0	1	0	0	2
Austin	6-9	0-1	1-2	1	3	13	2	20
Hobbs	2-9	0-2	0-0	4	4	4	4	26
<b>TOTALS</b>	<b>27-55</b>	<b>7-25</b>	<b>7-10</b>	<b>27</b>	<b>23</b>	<b>68</b>	<b>10</b>	<b>200</b>

Halftime: MSU 37, BSU 29. FG%: MSU 49.1%, BSU 49.1%. 3FG%: MSU 23.8%, BSU 28.0%. FT%: MSU 82.6%, BSU 70.0%. Turnovers: MSU 10 (Kegler 3), BSU 17 (Oluyitan 4). Blocked Shots: MSU 0, BSU 1 (Wacker). Steals: MSU 13 (Waetherspoon 4), BSU 3 (Hobbs 2). Officials: Antinio Petty, Mike Stuart, Jeb Hartness. Attendance: 3,517.

**Game 4 — Nov. 20, 2016**

Mississippi State	61
UTEP	54

TD Arena • Charleston, SC

**UTEP**

Player	FG	3FG	FT	RB	PF	PT	A	Min
Flaggert	f 1-8	1-8	0-0	4	3	3	3	33
Thomas	f 3-7	0-0	1-1	5	4	7	0	24
Willms	c 3-7	0-0	6-12	11	2	12	2	32
Harris	g 3-9	1-4	1-2	4	2	8	1	30
Artis	g 6-14	1-6	2-3	5	4	15	3	39
Touchet	2-4	1-3	0-0	1	1	5	1	17
Barrett	0-1	0-1	0-0	0	0	0	0	16
Jones	1-1	0-0	2-2	1	2	4	0	9
<b>TOTALS</b>	<b>19-51</b>	<b>4-22</b>	<b>12-20</b>	<b>34</b>	<b>18</b>	<b>54</b>	<b>10</b>	<b>200</b>

**Mississippi State**

Player	FG	3FG	FT	RB	PF	PT	A	Min
Holman	f 8-10	0-1	2-2	4	5	18	0	23
Kegler	g 2-10	0-4	2-2	8	1	6	0	27
W'Spoon	g 2-9	0-2	5-7	3	3	9	2	36
Ready	g 2-6	0-1	2-2	2	3	6	3	30
Carter	g 3-7	3-6	0-0	6	1	9	1	26
Peters	4-6	4-5	1-1	1	3	13	4	23
Wright	0-3	0-1	0-0	1	0	0	0	10
Herard	0-1	0-0	0-0	5	3	0	2	20
Datcher	0-0	0-0	0-0	0	1	0	0	5
<b>TOTALS</b>	<b>21-52</b>	<b>7-20</b>	<b>12-14</b>	<b>34</b>	<b>20</b>	<b>61</b>	<b>12</b>	<b>200</b>

Halftime: MSU 33, UTEP 33. FG%: MSU 40.4%, UTEP 37.3%. 3FG%: MSU 35.0%, UTEP 18.2%. FT%: MSU 85.7%, UTEP 60.0%. Turnovers: MSU 8 (Ready 3), UTEP 12 (Flaggert, Thomas 3). Blocked Shots: MSU 1 (Wright 1), UTEP 2 (Thomas, Willms 1). Steals: MSU 5 (Holman, Waetherspoon 2), UTEP 2 (Artis 2). Officials: Paul Janssen, Les Jones, John Gaffney. Attendance: 1,293.

**Game 5 — Nov. 25, 2016**

Lehigh	87
Mississippi State	73

Humphrey Coliseum • Starkville, MS

**Lehigh**

Player	FG	3FG	FT	RB	PF	PT	A	Min
Holba	f 4-8	1-3	2-2	8	1	11	3	34
Kempton	c 5-11	0-2	3-3	7	4	13	1	26
Ross	g 7-11	3-5	1-1	2	2	18	5	33
Leufroy	g 8-11	2-3	0-0	4	1	18	4	35
Price	g 5-10	4-6	0-0	4	2	14	2	28
Cohen	0-2	0-1	0-0	6	2	0	1	14
Andree	4-12	1-6	2-2	3	1	11	0	18
Alston	1-1	0-0	0-0	1	1	2	0	12
<b>TOTALS</b>	<b>34-66</b>	<b>11-26</b>	<b>8-8</b>	<b>39</b>	<b>14</b>	<b>87</b>	<b>16</b>	<b>200</b>

**Mississippi State**

Player	FG	3FG	FT	RB	PF	PT	A	Min
Holman	f 4-6	0-0	2-2	4	4	10	2	24</



## Game 6 — Nov. 28, 2016

Mississippi State 65  
Northwestern State 59

Humphrey Coliseum • Starkville, MS

## Northwestern State

Player	FG	3FG	FT	RB	PF	PT	A	Min
Lane c	2-6	0-0	2-3	3	2	6	0	26
Joseph g	3-7	1-2	0-0	6	4	7	1	33
Hall g	2-7	0-0	2-2	4	4	6	5	32
Thompson g	2-5	2-5	0-0	5	3	6	1	31
Woodley g	10-19	5-9	3-3	6	1	28	0	35
Sweeney	1-3	0-2	1-2	3	0	3	1	12
Boyd	0-3	0-1	0-0	2	1	0	0	12
Kissoonlal	1-2	1-2	0-0	2	2	3	0	10
Metoyer	0-1	0-0	0-0	0	1	0	0	3
Bell	0-1	0-0	0-0	0	0	0	0	3
Hamilton	0-0	0-0	0-0	0	0	0	0	3
<b>TOTALS</b>	<b>21-54</b>	<b>9-21</b>	<b>8-10</b>	<b>33</b>	<b>18</b>	<b>59</b>	<b>8</b>	<b>200</b>

## Mississippi State

Player	FG	3FG	FT	RB	PF	PT	A	Min
Holman f	4-6	0-1	5-6	7	0	13	0	26
Wright g	4-5	0-1	3-5	7	4	11	1	32
Kegler g	4-12	0-3	0-0	2	2	8	0	30
Ready g	4-6	1-1	5-7	3	1	14	6	34
Carter g	4-15	0-7	2-2	3	2	10	2	37
Strugg	0-1	0-0	0-0	0	1	0	0	4
Singleton	2-4	1-2	0-0	1	1	5	0	13
Herard	1-1	0-0	0-0	4	1	2	0	16
Datcher	1-2	0-0	0-0	3	1	2	0	8
<b>TOTALS</b>	<b>24-52</b>	<b>2-15</b>	<b>15-20</b>	<b>31</b>	<b>13</b>	<b>65</b>	<b>9</b>	<b>200</b>

Halftime: MSU 28, NWST 28. FG%: MSU 46.2%, NWST 38.9%. 3FG%: MSU 13.3%, NWST 42.9%. FT%: MSU 75.0%, NWST 80.0%. Turnovers: MSU 13 (Ready 5), NWST 19 (Five players with 3). Blocked Shots: MSU 7 (Holman 5), NWST 0. Steals: MSU 11 (Ready 5), NWST 5 (Hall). Officials: Kipp Kissinger, Ray Natili, Jason Baker. Attendance: 6,070.

## Game 7 — Dec. 1, 2016

Mississippi State 74  
Oregon State 57

Humphrey Coliseum • Starkville, MS

## Oregon State

Player	FG	3FG	FT	RB	PF	PT	A	Min
Eubanks f	0-4	0-0	5-6	12	1	5	0	33
N'diaye c	4-7	0-0	2-2	2	1	10	0	19
McLaughlin g	4-8	4-6	0-1	2	2	12	1	33
Thompson g	9-16	1-5	1-1	2	2	20	1	30
Stacy g	2-2	0-0	1-1	0	4	5	4	22
Dew	0-1	0-0	0-0	1	2	0	0	5
Dahlen	0-0	0-0	0-0	3	5	0	1	12
Sanders	0-0	0-0	0-0	0	1	0	0	7
Muller	0-1	0-1	0-0	0	1	0	1	11
Rakocevic	0-3	0-0	0-0	0	0	0	0	9
Manuel	2-3	1-1	0-0	0	0	5	0	19
<b>TOTALS</b>	<b>21-45</b>	<b>6-13</b>	<b>9-11</b>	<b>24</b>	<b>19</b>	<b>57</b>	<b>8</b>	<b>200</b>

## Mississippi State

Player	FG	3FG	FT	RB	PF	PT	A	Min
Holman f	2-7	1-1	2-2	7	1	7	1	26
Kegler g	4-5	2-2	2-3	3	1	12	1	28
W'Spoon g	6-7	4-5	5-6	4	3	21	0	30
Ready g	2-6	0-3	0-0	1	1	4	5	28
Carter g	2-6	1-2	3-4	3	0	8	0	25
Peters	3-6	2-3	2-2	1	4	10	3	15
Wright	3-4	1-2	3-4	3	1	10	1	19
Strugg	0-0	0-0	0-0	1	0	0	0	1
Davis	0-1	0-1	0-0	0	0	0	0	1
Singleton	0-0	0-0	0-0	0	0	0	0	1
Washington	0-0	0-0	0-0	0	1	0	0	1
Herard	0-2	0-0	2-4	4	2	2	0	21
Datcher	0-0	0-0	0-0	0	3	0	0	4
<b>TOTALS</b>	<b>22-44</b>	<b>11-19</b>	<b>19-25</b>	<b>29</b>	<b>17</b>	<b>74</b>	<b>11</b>	<b>200</b>

Halftime: MSU 45, OSU 19. FG%: MSU 50.0%, OSU 46.7%. 3FG%: MSU 57.9%, OSU 46.2%. FT%: MSU 76.0%, OSU 81.8%. Turnovers: MSU 17 (Weatherspoon, Ready 4), OSU 21 (Four with 4). Blocked Shots: MSU 2 (Holman, Carter), OSU 3 (N'diaye 2). Steals: MSU 17 (Ready 5), OSU 4 (McLaughlin 2). Officials: Antinio Petty, Keith Kimble, Gerry Pollard. Attendance: 7,684.

## Game 8 — Dec. 4, 2016

Mississippi State 82  
Georgia State 60

Humphrey Coliseum • Starkville, MS

## Georgia State

Player	FG	3FG	FT	RB	PF	PT	A	Min
Hollowell f	2-5	0-1	0-0	7	3	4	1	26
Clayton f	3-5	0-0	0-0	3	2	6	2	22
Benlevi g	0-2	0-0	0-0	4	2	0	1	14
Williams g	6-12	4-8	0-1	5	1	16	1	27
Simonds g	2-5	0-3	3-3	5	0	7	0	23
Dennis	4-6	0-0	0-0	1	0	8	0	18
Donaldson	0-3	0-0	0-0	0	0	0	4	13
Clerkley	0-1	0-0	0-0	1	0	0	0	2
Seymour	4-8	2-2	0-0	1	1	10	0	20
Session	3-9	0-1	0-0	5	1	6	1	16
Mitchell	1-5	0-3	1-2	0	2	3	0	10
Thomas	0-1	0-1	0-0	2	3	0	0	9
<b>TOTALS</b>	<b>25-62</b>	<b>6-19</b>	<b>4-6</b>	<b>37</b>	<b>15</b>	<b>60</b>	<b>10</b>	<b>200</b>

## Mississippi State

Player	FG	3FG	FT	RB	PF	PT	A	Min
Holman f	3-7	0-1	1-2	4	3	7	0	15
Kegler g	6-13	4-8	0-0	4	1	16	3	30
W'Spoon g	5-12	2-8	2-2	3	4	14	3	27
Ready g	5-8	1-3	0-0	3	3	11	5	30
Carter g	0-3	0-2	2-2	3	1	2	2	24
Peters	9-12	6-9	0-0	6	2	24	4	26
Wright	0-4	0-2	0-0	2	0	0	0	16
Strugg	0-1	0-1	0-0	1	0	0	0	1
Davis	0-0	0-0	0-0	0	0	0	0	2
Singleton	0-1	0-0	0-0	0	1	0	0	2
Washington	0-0	0-0	0-0	0	0	0	0	2
Herard	3-4	0-0	2-3	7	0	8	0	18
Datcher	0-1	0-0	0-0	0	0	0	0	7
<b>TOTALS</b>	<b>31-66</b>	<b>13-34</b>	<b>7-9</b>	<b>37</b>	<b>15</b>	<b>82</b>	<b>17</b>	<b>200</b>

Halftime: MSU 44, GSU 36. FG%: MSU 47.0%, GSU 40.3%. 3FG%: MSU 38.2%, GSU 31.6%. FT%: MSU 77.8%, GSU 66.7%. Turnovers: MSU 11 (Weatherspoon, 3), GSU 18 (Hollowell, 4). Blocked Shots: MSU 4 (Herard, 2), GSU 5 (Hollowell, 3). Steals: MSU 9 (Weatherspoon, 4), GSU 3 (Three with 1). Officials: Tony Greene, Orlando Poole, Ken Washington. Attendance: 6,805.

## Game 9 — Dec. 14, 2016

East Tennessee State 67  
Mississippi State 65

Humphrey Coliseum • Starkville, MS

## East Tennessee State

Player	FG	3FG	FT	RB	PF	PT	A	Min
Banks f	0-0	0-0	0-0	1	2	0	0	18
Perea f	2-5	0-1	1-2	7	2	5	0	24
Cromer g	6-14	2-6	0-0	1	1	14	1	30
Bradford g	6-11	1-2	2-3	4	3	15	2	34
M'weather g	3-6	0-1	2-2	3	4	8	0	21
Payne	4-7	1-3	0-0	1	2	9	0	14
Burrell	3-4	2-2	0-0	6	4	8	0	15
Williams	1-2	1-2	0-0	0	1	3	0	12
Jurkin	0-3	0-0	0-1	3	1	0	0	9
Long	0-2	0-2	0-2	1	2	0	1	9
Glass	1-5	0-0	3-4	7	0	5	1	14
<b>TOTALS</b>	<b>26-59</b>	<b>7-19</b>	<b>8-14</b>	<b>36</b>	<b>22</b>	<b>67</b>	<b>5</b>	<b>200</b>

## Mississippi State

Player	FG	3FG	FT	RB	PF	PT	A	Min
Holman f	7-10	1-3	2-3	6	3	17	0	30
Kegler g	5-7	1-2	1-3	8	3	12	1	35
W'Spoon g	3-14	0-4	7-8	7	2	13	1	32
Ready g	0-4	0-1	0-0	2	1	0	4	33
Carter g	3-4	1-1	0-0	0	1	7	1	18
Peters	3-10	3-7	1-2	1	4	10	2	22
Wright	1-1	0-0	2-4	0	2	4	0	12
Herard	0-3	0-0	0-0	3	0	0	0	12
Datcher	1-2	0-0	0-0	4	1	2	0	6
<b>TOTALS</b>	<b>23-55</b>	<b>6-18</b>	<b>13-20</b>	<b>35</b>	<b>17</b>	<b>65</b>	<b>9</b>	<b>200</b>

Halftime: ETSU 31, MSU 29. FG%: MSU 41.8%, ETSU 44.1%. 3FG%: MSU 33.3%, ETSU 36.8%. FT%: MSU 65.0%, ETSU 57.1%. Turnovers: MSU 14 (Ready 4), ETSU 12 (Merriweather 3). Blocked Shots: MSU 5 (Holman 4), ETSU 4 (Jurkin 2). Steals: MSU 4 (Peters 3), ETSU 4 (Merriweather 2). Officials: Anthony Jordan, Sean Casey, Patrick Evans. Attendance 6,479.

## Game 10 — Dec. 19, 2016

Mississippi State 86  
Southern Miss 44

Mississippi Coliseum • Jackson, MS

## Southern Miss

Player	FG	3FG	FT	RB	PF	PT	A	Min
Watts f	3-5	0-1	3-4	4	4	9	1	26
Rowe f	3-5	1-3	0-1	2	2	7	1	26
Campbell g	1-8	0-3	0-0	6	2	2	0	28
Ramey g	1-5	0-3	0-0	0	1	2	0	17
Holland g	1-8	1-5	0-0	2	2	3	0	28
Edwards	0-7	0-1	2-2	5	0	2	1	24
Richardson	1-3	1-3	0-0	2	2	3	1	12
Thomas	1-5	1-3	0-0	1	0	3	1	6
Clark	1-1	1-1	0-0	0	0	3	0	4
Conley	2-3	0-0	2-2	1	0	6	0	4
Davis	1-13	0-3	2-2	9	0	4	0	19
W'Spoon	0-2	0-0	0-0	0	0	0	1	6
<b>TOTALS</b>	<b>15-65</b>	<b>5-26</b>	<b>9-11</b>	<b>37</b>	<b>13</b>	<b>44</b>	<b>6</b>	<b>200</b>

## Mississippi State

Player	FG	3FG	FT	RB	PF	PT	A	Min
Holman f	2-7	0-2	1-1	11	0	5	0	20
Kegler g	2-6	1-4	0-0	7	3	5	1	19
W'Spoon g	4-8	4-4	4-4	1	2	16	2	26
Ready g	3-5	0-0	0-0	4	0	6	8	25
Carter g	3-5	3-5	2-2	4	0	11	1	22
Peters	5-11	4-7	1-1	3	3	15	5	23
Stapleton	3-5	2-2	0-0	1	2	8	0	11
Strugg	1-2	1-2	0-0	0	1	3	0	6
Davis	2-3	2-2	0-0	0	0	6	1	5
Singleton	0-1	0-1	0-0	0	0	0	1	6
Washington	0-0	0-0	0-0	0	0	0	0	6
Herard	3-4	0-0	1-4	12	2	7	2	23
Datcher	1-2	0-0	2-2	3	3	4	0	8
<b>TOTALS</b>	<b>29-59</b>	<b>17-29</b>	<b>11-14</b>	<b>46</b>	<b>16</b>	<b>86</b>	<b>21</b>	<b>200</b>

Halftime: MSU 39, USM 25. FG%: MSU 49.2%, USM 23.1%. 3FG%: MSU 58.6%, USM 19.2%. FT%: MSU 78.6%, USM 81.8%. Turnovers: MSU 14 (Strugg, 3), USM 15 (Watts, 4). Blocked Shots: MSU 11 (Four with 2), USM 1 (Davis). Steals: MSU 9 (Ready, 4), USM 6 (Edwards 2). Officials: Don Daily, Orlandis Poole, Alfred Smith. Attendance: 4,031.

## Game 11 — Dec. 22, 2016

Mississippi State 85  
Morehead State 76

Humphrey Coliseum • Starkville, MS

## Morehead State

Player	FG	3FG	FT	RB	PF	PT	A	Min
Williams f	3-4	0-0	0-0	2	2	6	1	20</

## Game 12 — Dec. 29, 2016

Mississippi State	77
UMKC	54

Humphrey Coliseum • Starkville, MS

UMKC												
Player	FG	3FG	FT	RB	PF	PT	A	Min				
Steward	f 4-13	0-4	7-8	4	1	15	0	34				
Clark	f 3-7	0-0	0-0	3	2	6	1	13				
Tillman	c 0-0	0-0	0-0	8	1	0	0	24				
Boyd	g 3-14	2-6	6-7	5	4	14	0	28				
Robinson	g 0-1	0-0	0-0	1	1	0	1	9				
Bishop	2-6	2-5	0-1	0	1	6	0	16				
King	1-2	0-1	1-2	2	0	3	1	13				
Ross	3-9	1-7	0-2	5	1	7	2	20				
Giles	0-0	0-0	0-0	0	2	0	0	8				
Leach	0-0	0-0	0-0	1	1	0	1	5				
Newbill	1-6	0-1	1-2	4	2	3	1	22				
Leek	0-2	0-2	0-0	1	3	0	0	8				
<b>TOTALS</b>	<b>17-60</b>	<b>5-26</b>	<b>15-22</b>	<b>38</b>	<b>19</b>	<b>54</b>	<b>7</b>	<b>200</b>				

Mississippi State												
Player	FG	3FG	FT	RB	PF	PT	A	Min				
Holman	f 1-3	0-0	0-1	6	3	2	3	21				
Kegler	g 2-8	2-4	2-3	7	1	8	0	25				
W'Spoon	g 9-15	5-8	2-5	7	2	25	4	25				
Ready	g 3-6	0-2	0-0	2	1	6	5	25				
Carter	g 4-9	3-4	0-0	4	0	11	0	27				
Peters	3-5	0-1	1-3	1	5	7	2	22				
Wright	0-0	0-0	0-0	2	1	0	0	14				
Stapleton	3-7	1-3	2-4	2	1	9	1	18				
Strugg	0-0	0-0	0-0	1	0	0	0	1				
Davis	1-1	0-0	0-0	0	0	2	0	2				
Washington	1-2	0-1	0-0	0	2	2	0	2				
Herard	2-2	0-0	1-2	8	2	5	0	15				
Datcher	0-0	0-0	0-0	2	2	0	0	3				
<b>TOTALS</b>	<b>29-58</b>	<b>11-23</b>	<b>8-18</b>	<b>46</b>	<b>18</b>	<b>77</b>	<b>15</b>	<b>200</b>				

Halftime: MSU 44, UMKC 28. FG%: MSU 50.0%, UMKC 28.3%. 3FG%: MSU 47.8%, UMKC 19.2%. FT%: MSU 44.4%, UMKC 68.2%. Turnovers: MSU 15 (Holman, 3), UMKC 13 (Boyd, Newbill 3). Blocked Shots: MSU 5 (Holman 3), UMKC 1 (Clark). Steals: MSU 6 (Stapleton, Kegler 2), UMKC 5 (Steward, Boyd 2). Officials: Byron Jarrett, Patrick Evans, Glenn Tuitt. Attendance: 7,109.

## Game 13 — Jan. 3, 2017

Alabama	68
Mississippi State	58

Humphrey Coliseum • Starkville, MS

Alabama												
Player	FG	3FG	FT	RB	PF	PT	A	Min				
Key	f 3-5	1-2	2-2	6	4	9	1	20				
Hall	f 3-5	0-0	0-1	5	1	6	0	20				
Norris	g 3-9	1-4	4-4	2	4	11	1	32				
Johnson	g 5-15	1-4	2-2	5	3	13	0	32				
Ingram	g 4-8	0-0	5-6	9	1	13	4	35				
Collins	1-4	0-1	0-0	2	0	2	18					
Taylor	3-4	0-0	3-3	3	4	9	0	19				
Hale	1-3	0-2	0-2	2	1	2	0	8				
Olaniyan	1-1	0-0	1-2	6	2	3	1	16				
<b>TOTALS</b>	<b>24-54</b>	<b>3-13</b>	<b>17-22</b>	<b>43</b>	<b>20</b>	<b>68</b>	<b>9</b>	<b>200</b>				

Mississippi State												
Player	FG	3FG	FT	RB	PF	PT	A	Min				
Herard	f 0-1	0-0	4-4	5	4	4	0	16				
Stapleton	g 2-5	0-2	1-2	1	2	5	0	14				
Kegler	g 4-9	0-5	4-6	7	2	12	0	33				
W'Spoon	g 2-11	1-6	2-2	5	4	7	2	33				
Ready	g 2-5	0-0	2-2	1	1	6	3	34				
Peters	4-9	1-4	0-0	1	5	9	4	21				
Wright	0-0	0-0	0-0	0	0	0	0	1				
Carter	4-7	2-3	0-0	1	0	10	1	23				
Holman	1-5	0-1	3-4	5	4	5	1	25				
<b>TOTALS</b>	<b>19-52</b>	<b>4-21</b>	<b>16-20</b>	<b>26</b>	<b>22</b>	<b>58</b>	<b>11</b>	<b>200</b>				

Halftime: UA 32, MSU 20. FG%: MSU 36.5%, UA 44.4%. 3FG%: MSU 19.0%, UA 23.1%. FT%: MSU 80.0%, UA 77.3%. Turnovers: MSU 13 (Weatherspoon, Herard 4), UA 16 (Key 5). Blocked Shots: MSU 4 (Holman 4), UA 3 (Three players with 1). Steals: MSU 7 (Ready, Peters 2), UA 3 (Key, 3). Officials: Doug Simons, Roger Ayers, Bart Lemox. Attendance: 7,452.

## Game 14 — Jan. 7, 2017

Mississippi State	95
LSU	78

Maravich Assembly Center • Baton Rouge, LA

Mississippi State												
Player	FG	3FG	FT	RB	PF	PT	A	Min				
Herard	f 4-6	0-0	0-0	4	1	8	1	17				
Holman	f 4-9	2-3	7-9	9	1	17	1	26				
Peters	g 4-10	2-5	5-6	1	2	15	5	27				
Kegler	g 2-7	2-5	5-6	7	3	11	0	27				
W'Spoon	g 6-11	1-3	1-2	7	2	14	1	33				
Wright	4-4	1-1	0-2	0	1	9	0	11				
Stapleton	2-3	0-1	0-0	0	0	4	0	4				
Ready	5-6	3-4	0-0	6	2	13	8	26				
Carter	0-1	0-0	0-0	2	0	0	1	15				
Datcher	2-4	0-0	0-0	2	3	4	0	14				
<b>TOTALS</b>	<b>33-61</b>	<b>11-21</b>	<b>18-25</b>	<b>40</b>	<b>15</b>	<b>95</b>	<b>17</b>	<b>200</b>				

LSU												
Player	FG	3FG	FT	RB	PF	PT	A	Min				
Reath	f 8-14	1-3	2-3	13	3	19	1	32				
Epps	f 1-3	0-1	0-0	4	2	2	1	18				
Sampson	g 3-10	0-5	0-0	0	1	6	0	19				
Blakeney	g 6-11	1-4	4-7	4	3	17	2	31				
Mays	g 4-8	2-3	0-0	3	2	10	5	23				
Robinson	0-0	0-0	0-0	0	1	0	0	2				
Haywood	2-3	2-2	2-2	1	3	8	0	14				
Jenkins	2-6	1-2	0-0	1	0	5	0	13				
Patterson	2-9	2-6	0-1	3	0	6	6	27				
Bridgewater	0-0	0-0	1-2	1	0	1	0	1				
Sims	1-8	0-1	2-2	5	1	4	0	20				
<b>TOTALS</b>	<b>29-72</b>	<b>9-27</b>	<b>11-17</b>	<b>39</b>	<b>17</b>	<b>78</b>	<b>15</b>	<b>200</b>				

Halftime: MSU 52, LSU 33. FG%: MSU 54.1%, LSU 40.3%. 3FG%: MSU 50.0%, LSU 33.3%. FT%: MSU 72.0%, LSU 64.7%. Turnovers: MSU 14 (Weatherspoon, 6), LSU 14 (Epps 4). Blocked Shots: MSU 6 (Three with 2), LSU 5 (Reath 3). Steals: MSU 7 (Weatherspoon 3), LSU 4 (Mays 2). Officials: Antinio Petty, Brian Shey, Sean Casey. Attendance: 7,626.

## Game 15 — Jan. 10, 2017

Mississippi State	84
Arkansas	78

Bud Walton Arena • Fayetteville, AR

Mississippi State												
Player	FG	3FG	FT	RB	PF	PT	A	Min				
Holman	f 5-10	1-2	2-4	11	1	13	1	29				
Herard	c 1-3	0-0	2-5	4	3	4	0	15				
Peters	g 5-12	4-10	0-0	3	1	14	2	30				
Kegler	g 2-5	0-2	3-6	3	4	7	5	28				
W'Spoon	g 8-11	6-7	3-4	6	2	25	2	34				
Wright	1-2	0-0	0-0	2	1	2	0	3				
Stapleton	1-4	0-2	6-7	7	2	8	0	14				
Ready	1-3	6-6	6-6	3	1	8	4	30				
Carter	1-4	1-3	0-0	0	1	3	0	10				
Datcher	0-1	0-0	0-0	2	1	0	0	7				
<b>TOTALS</b>	<b>25-55</b>	<b>12-26</b>	<b>22-32</b>	<b>41</b>	<b>17</b>	<b>84</b>	<b>14</b>	<b>200</b>				

LSU										
Player		FG	3FG	FT	RB	PF	PT	A	Min	
Cook	f	1-3	0-0	1-2	3	2	3	1	11	
Kingsley	f	7-12	1-2	4-6	4	5	19	0	29	
Barford	g	4-8	0-3	2-3	5	3	10	1	23	
Macon	g	3-7	1-4	1-1	1	2	8	2	24	
Watkins	g	1-2	0-0	0-0	0	1	2	2	18	
Thompson		0-0	0-0	0-0	2	3	0	3	10	
Bailey		0-0	0-0	0-0	0	0	0	0	1	
Hannahs		6-13	3-7	2-2	3	2	17	1	27	
Thomas		2-4	0-0	4-8	7	1	8	0	26	
Jones		0-1	0-1	0-0	0	0	0	0	5	
Beard		4-9	2-4	1-1	2	2	11	2	26	
TOTALS		28-59	7-21	15-23	29	21	78	12	200	

## Game 18 — Jan. 21, 2017

Tennessee	91
Mississippi State	74

Thompson Boling Arena • Knoxville, TN

Mississippi State												
Player	FG	3FG	FT	RB	PF	PT	A	Min				
Holman	f 2-6	0-3	0-2	6	1	4	0	18				
Herard	c 5-8	0-0	4-8	11	3	14	0	20				
Peters	g 4-10	1-5	2-2	2	2	11	7	26				
W'Spoon	g 3-8	1-2	4-5	1	2	11	0	29				
Kegler	g 3-6	2-3	2-2	3	2	10	0	25				
Singleton	0-0	0-0	0-0	0	0	0	0	1				
Ready	2-7	0-1	4-4	2	1	8	4	26				
Wright	2-3	0-1	0-1	5	5	4	0	13				
Carter	4-6	1-3	0-0	0	0	9	0	16				
Stapleton	1-4	0-2	1-4	2	4	3	0	17				
Datcher	0-1	0-0	0-0	2	4	0	0	9				
<b>TOTALS</b>	<b>26-59</b>	<b>5-20</b>	<b>17-28</b>	<b>35</b>	<b>24</b>	<b>74</b>	<b>11</b>	<b>200</b>				

Tennessee												
Player	FG	3FG	FT	RB	PF	PT	A	Min				
Alexander	f 2-6	0-0	1-2	4	0	5	0	14				
Williams	f 6-15	1-2	4-7	2	3	17	0	24				
Bowden	f 3-9	2-5	6-9	7	2	14	2	24				
Bone	g 3-9	0-2	2-4	6	0	8	4	24				
Hubbs III	g 8-11	1-1	2-2	5	4	19	3	33				
Turner	3-4	2-3	0-2	3	1	8	6	18				
Parker	0-1	0-0	0-0	0	0	0	1	7				
Evans	1-4	0-1	3-7	9	1	5	3	25				
Phillips	0-2	0-1	0-0	2	2	0	0	11				
Woodson	0-0	0-0	0-0	0	0	0	0	3				
Schofield	5-6	1-2	4-4	7	5	15	1	17				
<b>TOTALS</b>	<b>31-67</b>	<b>7-17</b>	<b>22-37</b>	<b>49</b>	<b>18</b>	<b>91</b>	<b>20</b>	<b>200</b>				

Halftime: UT 37, MSU 34. FG%: MSU 46.3%, UT 44.1%. 3FG%: MSU 41.2%, UT 25.0%. FT%: MSU 59.5%, UT 60.7%. Turnovers: MSU 11 (Weatherspoon 3), UT 7 (Bone, Turner 2). Blocked Shots: MSU 4 (Holman 2), UT 5 (Evans, 2). Steals: MSU 4 (Ready 2), UT 4 (Four with 1). Officials: Doug Shows, Sean Casey, Kerby Sitton. Attendance: 13,917.

## Game 19 — Jan. 25, 2017

Mississippi State	89
Missouri	74

Humphrey Coliseum • Starkville, MS

Missouri												
Player	FG	3FG	FT	RB	PF	PT	A	Min				
Barnett	f 7-12	2-6	2-2	8	3	18	0	32				
Puryear	f 3-9	0-3	7-8	7	0	13	1	37				
Woods	f 0-0	0-0	0-3	3	5	0	1	12				
Walton	g 0-2	0-0	1-2	1	1	1	1	13				
Geist	g 6-13	1-3	5-6	4	1	18	0	26				
Phillips	3-6	1-4	2-2	2	5	9	4	28				
Hughes	2-5	0-1	0-0	3	2	4	2	13				
Nikko	1-3	0-0	0-0	2	3	2	0	11				
Vanleer	3-4	3-4	0-0	1	2	9	1	28				
<b>TOTALS</b>	<b>25-54</b>	<b>7-21</b>	<b>17-23</b>	<b>32</b>	<b>22</b>	<b>74</b>	<b>10</b>	<b>200</b>				

Mississippi State												
Player	FG	3FG	FT	RB	PF	PT	A	Min				
Herard	f 1-2	0-0	1-7	4	2	3	0	19				
Peters	g 8-12	7-11	0-0	1	4	23	2	20				
Stapleton	g 2-5	1-1	0-0	1	3	5	0	10				
Kegler	g 5-9	1-4	4-7	5	2	16	2	34				
W'Spoon	g 11-17	2-6	5-6	8	1	29	4	32				
Wright	3-4	1-1	0-0	0	1	7	0	17				
Davis	0-1	0-0	0-0	1	0	0	0	1				
Ready	0-1	0-0	0-0	4	2	0	8	34				
Washington	0-1	0-0	0-0	0	1	0	0	1				
Carter	1-1	0-0	0-0	2	0	2	0	5				
Holman	0-2	0-0	2-5	1	2	4	0	23				
Datcher	0-1	0-0	0-0	1	1	0	0	4				
<b>TOTALS</b>	<b>32-56</b>	<b>12-23</b>	<b>13-25</b>	<b>30</b>	<b>19</b>	<b>89</b>	<b>16</b>	<b>200</b>				

Halftime: MU 43, MSU 39. FG%: MSU 57.1%, MU 46.3%. 3FG%: MSU 52.2%, MU 33.3%. FT%: MSU 52%, MU 73.9%. Turnovers: MSU 7 (Weatherspoon, Holman 2), MU 10 (Phillips 3). Blocked Shots: MSU 5 (Holman 5), MU 0. Steals: MSU 4 (Weatherspoon 2), MU 1 (Geist). Officials: Pat Adams, Anthony Jordan, John Hampton. Attendance: 7,101.

## Game 20 — Jan. 28, 2017

Alabama	71
Mississippi State	62

Coleman Coliseum • Tuscaloosa, AL

Mississippi State												
Player	FG	3FG	FT	RB	PF	PT	A	Min				
Holman	f 2-7	0-1	0-0	9	3	4	0	31				
Herard	c 5-5	0-0	2-4	6	2	12	1	30				
Peters	g 4-12	2-6	3-5	0	3	13	3	34				
Kegler	g 2-7	1-2	0-2	5	4	5	4	27				
W'Spoon	g 4-14	1-4	2-2	7	4	11	1	35				
Wright	2-3	0-1	1-1	1	1	5	0	15				
Stapleton	2-4	1-2	0-1	3	5	5	0	8				
Ready	0-0	0-0	0-0	0	0	0	0	2				
Carter	1-3	0-0	2-2	1	2	4	2	10				
Datcher	1-1	0-0	1-2	1	0	3	0	8				
<b>TOTALS</b>	<b>23-56</b>	<b>5-16</b>	<b>11-19</b>	<b>40</b>	<b>24</b>	<b>58</b>	<b>11</b>	<b>200</b>				

Alabama												
Player	FG	3FG	FT	RB	PF	PT	A	Min				
Norris	f 4-11	3-5	2-2	2	2	13	1	34				
Olaniyan	f 3-4	0-0	0-0	11	3	6	0	22				
Key	f 4-13	1-4	10-14	9	2	19	1	34				
Hall	f 1-3	0-0	4-4	6	2	6	1	22				
Ingram	g 1-9	1-3	12-12	1	1	15	6	33				
Collins	1-4	1-3	2-2	0	3	5	1	18				
Johnson	1-5	0-3	0-0	1	3	2	0	13				
Taylor	2-3	0-0	1-2	5	2	5	1	24				
<b>TOTALS</b>	<b>17-52</b>	<b>6-18</b>	<b>31-36</b>	<b>37</b>	<b>18</b>	<b>71</b>	<b>11</b>	<b>200</b>				

Halftime: UA 34, MSU 29. FG%: MSU 41.1%, UA 32.7%. 3FG%: MSU 31.3%, UA 33.3%. FT%: MSU 57.9%, UA 86.1%. Turnovers: MSU 18 (Peters 8). UA 13 (Key 5). Blocked Shots: MSU 2 (Holman, Kegler), UA 7 (Hall 4). Steals: MSU 5 (Peters 2), UA 11 (Three with 3). Officials: Karl Hess, Marc Ellard, Rob Rorke. Attendance: 15,383.

## Game 21 — Jan. 31, 2017

Ole Miss	88
Mississippi State	61

The Pavilion • Oxford, MS

Mississippi State												
Player	FG	3FG	FT	RB	PF	PT	A	Min				
Herard	f 1-1	1-1	2-4	5	3	4	0	23				
Holman	f 4-6	4-6	0-0	6	3	9	1	25				
Peters	g 5-10	5-10	4-4	2	1	16	4	24				
Kegler	g 2-6	2-6	2-3	6	3	8	3	32				
W'Spoon	g 7-17	7-17	0-0	2	1	16	1	34				
Wright	0-1	0-1	2-2	3	1	2	1	20				
Stapleton	2-5	0-3	2-3	1	1	6	1	18				
Carter	0-7	0-4	0-0	1	3	0	1	20				
Datcher	0-0	0-0	0-0	0	2	0	0	4				
<b>TOTALS</b>	<b>21-53</b>	<b>7-25</b>	<b>12-16</b>	<b>30</b>	<b>18</b>	<b>61</b>	<b>12</b>	<b>200</b>				

Alabama									
Player	FG	3FG	FT	RB	PF	PT	A	Min	
Hymon	f 2-5	0-0	2-2	5	2	6	0	24	
Saiz	f 7-15	1-4	2-2	11	3	17	0	29	
Burnett	g 4-11	1-2	7-7	1	0	16	5	30	
Davis	g 7-13	1-6	3-3	5	3	18	4	28	
Tyree	g 3-9	0-3	1-3	3	1	7	4	24	
F.-Dorsey	1-2	0-0	0-0	0	0	2	0	2	
Neal	0-2	0-2	1-2	2	0	1	1	12	
Brooks	4-7	3-5	4-4	2	1	15	0	23	
Below	0-0	0-0	0-0	0	0	0	0	1	
F'avicius	2-4	0-1	2-2	10	3	6	1	27	
TOTALS	30-68	6-23	22-25	43	13	88	15	200	



**Game 24 — Feb. 11, 2017**

South Carolina 77  
Mississippi State 73

Humphrey Coliseum • Starkville, MS

**South Carolina**

Player	FG	3FG	FT	RB	PF	PT	A	Min
Kotsar f	5-7	0-0	0-4	5	3	10	0	32
Silva f	5-7	0-0	5-6	2	5	15	1	22
Thornwell g	9-15	3-5	7-8	4	0	28	4	38
Notice g	2-5	1-2	4-7	5	1	9	2	37
Dozier g	2-10	0-2	0-2	4	3	4	3	27
Gravett	1-2	1-2	0-0	0	0	3	0	15
Felder	0-1	0-0	0-0	0	1	0	1	3
Blanton	0-1	0-1	0-0	0	0	0	0	4
Gueye	0-0	0-0	0-0	0	1	0	0	4
Mckie	3-6	1-3	1-2	2	1	8	1	18
<b>TOTALS</b>	<b>27-54</b>	<b>6-15</b>	<b>17-29</b>	<b>28</b>	<b>15</b>	<b>77</b>	<b>12</b>	<b>200</b>

**Mississippi State**

Player	FG	3FG	FT	RB	PF	PT	A	Min
Herard f	1-1	0-0	0-0	3	2	2	0	18
Peters g	1-6	1-5	0-0	2	1	3	3	19
Stapleton g	4-7	1-3	2-2	3	3	11	1	28
Kegler g	7-10	2-4	0-1	6	3	16	2	32
W'Spoon g	1-5	0-2	3-4	5	4	5	5	28
Wright	2-4	1-2	2-2	4	4	7	0	21
Carter	8-13	5-10	1-3	0	2	22	0	27
Holman	3-4	1-1	0-0	7	5	7	1	23
Datcher	0-1	0-0	0-0	0	3	0	0	4
<b>TOTALS</b>	<b>27-51</b>	<b>11-27</b>	<b>8-12</b>	<b>31</b>	<b>27</b>	<b>73</b>	<b>12</b>	<b>200</b>

Halftime: MSU 36, USC 36. FG%: MSU 52.9%, USC 50.0%. 3FG%: MSU 40.7%, USC 40.7%. FT%: MSU 66.7%, USC 58.6%. Turnovers: MSU 19 (Herard, Peters 4), USC 11 (Silva 3). Blocked Shots: MSU 4 (Four with 1), USC 2 (Thornwell, Notice). Steals: MSU 5 (Kegler 2), USC 4 (Four with 1). Officials: Orlandis Poole, Tim Gattis, John Hampton. Attendance: 7,635.

**Game 25 — Feb. 14, 2017**

Mississippi State  
Georgia

Stegeman Coliseum • Athens, GA

**Game 26 — Feb. 18, 2017**

Mississippi State  
Florida

Humphrey Coliseum • Starkville, MS

**Game 27 — Feb. 21, 2017**

Mississippi State  
Ole Miss

Humphrey Coliseum • Starkville, MS

**Game 28 — Feb. 25, 2017**

Mississippi State  
Vanderbilt

Memorial Coliseum • Nashville, TN

**Game 29 — Feb. 28, 2017**

Mississippi State  
South Carolina

Colonial Life Arena • Columbia, SC

**2016-17 Mississippi State Stats**  
**Mississippi State Combined Team Statistics (as of Feb 11, 2017)**  
**All games**



RECORD:	OVERALL	HOME	AWAY	NEUTRAL
ALL GAMES	14-10	9-5	2-4	3-1
CONFERENCE	5-7	3-3	2-4	0-0
NON-CONFERENCE	9-3	6-2	0-0	3-1

##	Player	gp-gs	min	avg	Total	3-Point	F-Throw	Rebounds		pf	dq	a	to	blk	stl	pts	avg
					fg-fga	fg%	3fg-fga	3fg%	ft-fa	ft%	off	def	tot	avg			
11	Q Weatherspoon	22-22	703	32.0	127-277	.458	42-102	.412	73-95	.768	29	81	110	5.0	53	1	42
01	Lamar Peters	22-12	552	25.1	83-195	.426	49-123	.398	48-60	.800	5	38	43	2.0	58	2	75
04	Mario Kegler	24-23	677	28.2	85-192	.443	34-88	.386	44-73	.603	27	107	134	5.6	59	1	29
35	Aric Holman	24-21	587	24.5	80-159	.503	9-35	.257	41-62	.661	45	107	152	6.3	57	3	16
23	Tyson Carter	24-12	501	20.9	60-157	.382	33-89	.371	26-31	.839	4	38	42	1.8	28	0	19
15	IJ Ready	20-13	570	28.5	62-131	.473	10-33	.303	39-45	.867	5	48	53	2.7	25	0	94
34	Schnider Herard	24-12	454	18.9	43-75	.573	0-0	.000	43-85	.506	45	88	133	5.5	53	1	6
03	Xavian Stapleton	15-4	229	15.3	36-78	.462	9-31	.290	19-32	.594	13	23	36	2.4	42	2	4
02	Eli Wright	23-1	303	13.2	26-53	.491	6-21	.286	20-29	.690	11	23	34	1.5	40	1	6
45	E.J. Datcher	23-0	161	7.0	8-23	.348	0-0	.000	4-8	.500	10	24	34	1.5	47	1	1
12	Drew Davis	5-0	11	2.2	3-6	.500	2-3	.667	0-0	.000	1	0	1	0.2	0	0	1
13	Nick Singleton	6-0	25	4.2	2-6	.333	1-3	.333	0-0	.000	1	2	3	0.5	2	0	1
05	Joe Strugg	6-0	15	2.5	1-4	.250	1-3	.333	0-0	.000	0	3	3	0.5	2	0	0
20	Miles Washington	5-0	12	2.4	1-3	.333	0-1	.000	0-0	.000	0	0	0	0.0	2	0	0
Team											29	38	67				10
Total.....		24	4800		617-1359	.454	196-532	.368	357-520	.687	225	620	845	35.2	468	12	294
Opponents.....		24	4800		612-1410	.434	152-473	.321	339-493	.688	268	612	880	36.7	454	-	282

TEAM STATISTICS	MS	OPP	Date	Opponent	Score	Att.
SCORING	1787	1715	11-11-16	NORFOLK STATE	w 78-74	4467
Points per game	74.5	71.5	11-17-17	vs UCF	L 61-86	3430
Scoring margin	+3.0	-	11-18-16	vs Boise State	w 80-68	3517
FIELD GOALS-ATT	617-1359	612-1410	11-20-16	vs UTEP	w 61-54	1293
Field goal pct	.454	.434	11-25-16	LEHIGH	L 73-87	6697
3 POINT FG-ATT	196-532	152-473	11-28-16	NORTHWESTERN STATE	w 65-59	6070
3-point FG pct	.368	.321	12-01-16	OREGON STATE	w 74-57	7684
3-pt FG made per game	8.2	6.3	12-04-16	GEORGIA STATE	w 82-60	6805
FREE THROWS-ATT	357-520	339-493	12-14-16	EAST TENNESSEE STATE	L 65-67	6479
Free throw pct	.687	.688	12-19-16	vs USM	w 86-44	4031
F-Throws made per game	14.9	14.1	12-22-16	MOREHEAD STATE	w 85-76	8328
REBOUNDS	845	880	12-29-16	MISSOURI-KANSAS CITY	w 77-54	7109
Rebounds per game	35.2	36.7	* 01-03-17	ALABAMA	L 58-68	7452
Rebounding margin	-1.5	-	* 01-07-17	at LSU	w 95-78	7626
ASSISTS	294	282	* 01-10-17	at Arkansas	w 84-78	15111
Assists per game	12.3	11.8	* 01-14-17	TEXAS A&M	w 67-59	8588
TURNOVERS	312	329	* 01-17-17	KENTUCKY	L 81-88	9768
Turnovers per game	13.0	13.7	* 01-21-17	at Tennessee	L 74-91	13917
Turnover margin	+0.7	-	* 01-25-17	MISSOURI	w 89-74	7101
Assist/turnover ratio	0.9	0.9	* 01-28-17	at Alabama	L 62-71	15383
STEALS	173	116	* 01-31-17	at Ole Miss	L 61-88	8205
Steals per game	7.2	4.8	* 02-04-17	TENNESSEE	w 64-59	7581
BLOCKS	100	72	* 02-07-17	at Auburn	L 92-98	7058
Blocks per game	4.2	3.0	* 02-11-17	SOUTH CAROLINA	L 73-77	7635
ATTENDANCE	101764	79571				
Home games-Avg/Game	14-7269	6-11217				
Neutral site-Avg/Game	-	4-3068				

\* - Conference game

Score by Periods	1st	2nd	Totals
Mississippi State	819	968	1787
Opponents	851	864	1715

**2016-17 Mississippi State Stats**  
**Mississippi State Combined Team Statistics (as of Feb 11, 2017)**  
**Conference games**



RECORD:	OVERALL	HOME	AWAY	NEUTRAL
ALL GAMES	5-7	3-3	2-4	0-0
CONFERENCE	5-7	3-3	2-4	0-0
NON-CONFERENCE	0-0	0-0	0-0	0-0

#	Player	gp-gs	min	avg	Total		3-Point		F-Throw		Rebounds				pf	dq	a	to	blk	stl	pts	avg
					fg-fga	fg%	3fg-fga	3fg%	ft-fa	ft%	off	def	tot	avg								
11	Q Weatherspoon	12-12	391	32.6	64-149	.430	21-55	.382	29-41	.707	15	48	63	5.3	32	1	19	31	3	17	178	14.8
01	Lamar Peters	12-11	337	28.1	51-124	.411	26-75	.347	42-51	.824	3	22	25	2.1	29	1	50	38	1	15	170	14.2
04	Mario Kegler	12-12	351	29.3	44-92	.478	18-44	.409	29-48	.604	12	56	68	5.7	35	1	21	22	4	6	135	11.3
34	Schnider Herard	12-12	252	21.0	29-48	.604	0-0	.000	34-64	.531	28	44	72	6.0	33	1	2	24	1	2	92	7.7
35	Aric Holman	12-9	297	24.8	33-72	.458	6-18	.333	18-29	.621	20	54	74	6.2	32	2	8	18	26	5	90	7.5
03	Xavian Stapleton	12-3	185	15.4	28-62	.452	5-24	.208	17-28	.607	12	18	30	2.5	37	2	3	10	2	9	78	6.5
23	Tyson Carter	12-0	166	13.8	22-59	.373	11-33	.333	3-5	.600	2	7	9	0.8	14	0	6	4	2	4	58	4.8
02	Eli Wright	12-0	136	11.3	18-27	.667	5-9	.556	6-10	.600	7	11	18	1.5	22	1	1	7	2	2	47	3.9
15	IJ Ready	8-1	209	26.1	13-27	.481	3-6	.500	16-16	1.000	0	19	19	2.4	8	0	33	10	0	13	45	5.6
45	E.J. Datcher	11-0	73	6.6	3-11	.273	0-0	.000	1-2	.500	3	5	8	0.7	24	0	1	2	4	4	7	0.6
12	Drew Davis	1-0	1	1.0	0-1	.000	0-0	.000	0-0	.000	1	0	1	1.0	0	0	0	0	0	0	0	0.0
13	Nick Singleton	1-0	1	1.0	0-0	.000	0-0	.000	0-0	.000	0	0	0	0.0	0	0	0	0	0	0	0	0.0
20	Miles Washington	1-0	1	1.0	0-1	.000	0-0	.000	0-0	.000	0	0	0	0.0	1	0	0	0	0	0	0	0.0
Team											11	18	29					6				
Total.....		12	2400		305-673	.453	95-264	.360	195-294	.663	114	302	416	34.7	267	9	144	172	45	77	900	75.0
Opponents.....		12	2400		321-716	.448	73-227	.322	214-316	.677	150	309	459	38.2	234	-	163	153	43	65	929	77.4

TEAM STATISTICS	MS	OPP	Date	Opponent	Score	Att.
SCORING	900	929	* 01-03-17	ALABAMA	L 58-68	7452
Points per game	75.0	77.4	* 01-07-17	at LSU	W 95-78	7626
Scoring margin	-2.4	-	* 01-10-17	at Arkansas	W 84-78	15111
FIELD GOALS-ATT	305-673	321-716	* 01-14-17	TEXAS A&M	W 67-59	8588
Field goal pct	.453	.448	* 01-17-17	KENTUCKY	L 81-88	9768
3 POINT FG-ATT	95-264	73-227	* 01-21-17	at Tennessee	L 74-91	13917
3-point FG pct	.360	.322	* 01-25-17	MISSOURI	W 89-74	7101
3-pt FG made per game	7.9	6.1	* 01-28-17	at Alabama	L 62-71	15383
FREE THROWS-ATT	195-294	214-316	* 01-31-17	at Ole Miss	L 61-88	8205
Free throw pct	.663	.677	* 02-04-17	TENNESSEE	W 64-59	7581
F-Throws made per game	16.3	17.8	* 02-07-17	at Auburn	L 92-98	7058
REBOUNDS	416	459	* 02-11-17	SOUTH CAROLINA	L 73-77	7635
Rebounds per game	34.7	38.2				
Rebounding margin	-3.6	-				
ASSISTS	144	163				
Assists per game	12.0	13.6				
TURNOVERS	172	153				
Turnovers per game	14.3	12.8				
Turnover margin	-1.6	-				
Assist/turnover ratio	0.8	1.1				
STEALS	77	65				
Steals per game	6.4	5.4				
BLOCKS	45	43				
Blocks per game	3.8	3.6				
ATTENDANCE	48125	67300				
Home games-Avg/Game	6-8021	6-11217				
Neutral site-Avg/Game	-	0-0				

\* - Conference game

Score by Periods	1st	2nd	Totals
Mississippi State	391	509	900
Opponents	451	478	929



**2016-17 Mississippi State Stats**  
**Mississippi State Game-by-Game Highs (as of Feb 11, 2017)**  
**All games**



Opponent	Date	Score	Points	Rebounds	Assists	Steals	Blocked shots
NORFOLK STATE	11-11-16	78-74	22-Q Weatherspoon	11-Aric Holman	7-IJ Ready	2-Aric Holman	5-Aric Holman
vs UCF	11-17-17	61-86	19-Q Weatherspoon	7-Aric Holman Q Weatherspoon	4-IJ Ready Q Weatherspoon	2-Tyson Carter Mario Kegler	3-E.J. Datcher
vs Boise State	11-18-16	80-68	25-Q Weatherspoon	7-Schnider Herard	6-IJ Ready	4-Q Weatherspoon	None
vs UTEP	11-20-16	61-54	18-Aric Holman	8-Mario Kegler	4-Lamar Peters	2-Q Weatherspoon Aric Holman	1-Eli Wright
LEHIGH	11-25-16	73-87	20-IJ Ready	9-Mario Kegler	5-IJ Ready	2-Tyson Carter	1-E.J. Datcher Aric Holman Tyson Carter
NORTHWESTERN STATE	11-28-16	65-59	14-IJ Ready	7-Aric Holman Eli Wright	6-IJ Ready	5-IJ Ready	5-Aric Holman
OREGON STATE	12-01-16	74-57	21-Q Weatherspoon	7-Aric Holman	5-IJ Ready	5-IJ Ready	1-Tyson Carter Aric Holman
GEORGIA STATE	12-04-16	82-60	24-Lamar Peters	7-Schnider Herard	5-IJ Ready	4-Q Weatherspoon	2-Schnider Herard
EAST TENNESSEE STATE	12-14-16	65-67	17-Aric Holman	8-Mario Kegler	4-IJ Ready	3-Lamar Peters	4-Aric Holman
vs USM	12-19-16	86-44	16-Q Weatherspoon	12-Schnider Herard	8-IJ Ready	4-IJ Ready	2-E.J. Datcher Schnider Herard Lamar Peters Aric Holman
MOREHEAD STATE	12-22-16	85-76	27-Q Weatherspoon	7-Mario Kegler	3-IJ Ready Q Weatherspoon	2-Q Weatherspoon Xavian Stapleton	3-Aric Holman
MISSOURI-KANSAS CITY	12-29-16	77-54	25-Q Weatherspoon	8-Schnider Herard	5-IJ Ready	2-Xavian Stapleton Mario Kegler	3-Aric Holman
ALABAMA	01-03-17	58-68	12-Mario Kegler	7-Mario Kegler	4-Lamar Peters	2-Lamar Peters IJ Ready	4-Aric Holman
at LSU	01-07-17	95-78	17-Aric Holman	9-Aric Holman	8-IJ Ready	3-Q Weatherspoon	2-Q Weatherspoon E.J. Datcher Aric Holman
at Arkansas	01-10-17	84-78	25-Q Weatherspoon	11-Aric Holman	5-Mario Kegler	5-IJ Ready	2-Aric Holman
TEXAS A&M	01-14-17	67-59	16-Schnider Herard	5-Mario Kegler Aric Holman	5-IJ Ready	5-Lamar Peters	3-Aric Holman
KENTUCKY	01-17-17	81-88	25-Lamar Peters	8-Mario Kegler	2-Aric Holman Mario Kegler Q Weatherspoon Lamar Peters	4-Q Weatherspoon	2-Aric Holman
at Tennessee	01-21-17	74-91	14-Schnider Herard	11-Schnider Herard	7-Lamar Peters	2-IJ Ready	2-Aric Holman
MISSOURI	01-25-17	89-74	29-Q Weatherspoon	8-Q Weatherspoon	8-IJ Ready	2-Q Weatherspoon	4-Aric Holman
at Alabama	01-28-17	62-71	13-Lamar Peters	9-Aric Holman	4-Mario Kegler	2-Lamar Peters	1-Mario Kegler Aric Holman
at Ole Miss	01-31-17	61-88	16-Q Weatherspoon Lamar Peters	6-Aric Holman Mario Kegler	4-Lamar Peters	1-Mario Kegler Xavian Stapleton Lamar Peters Schnider Herard Q Weatherspoon	2-Aric Holman
TENNESSEE	02-04-17	64-59	17-Mario Kegler	15-Schnider Herard	7-Lamar Peters	4-Xavian Stapleton	2-Aric Holman
at Auburn	02-07-17	92-98	25-Q Weatherspoon	9-Q Weatherspoon	7-Lamar Peters	1-E.J. Datcher Q Weatherspoon Aric Holman Schnider Herard Lamar Peters	1-Eli Wright Aric Holman Xavian Stapleton
SOUTH CAROLINA	02-11-17	73-77	22-Tyson Carter	7-Aric Holman	5-Q Weatherspoon	2-Mario Kegler	1-Aric Holman Mario Kegler E.J. Datcher



**2016-17 Mississippi State Stats**  
**Mississippi State Points-Rebounds-Assists (as of Feb 11, 2017)**  
**All games**



Opponent	Date	Score		01 PETERS,LAM	02 WRIGHT,ELI	03 STAPLETON,	04 KEGLER,MAR	05 STRUGG,JOE	11 WEATHERSPO	12 DAVIS,DREW
NORFOLK STATE	11-11-16	78-74	w	0-1-3	0-0-0	DNP	8-2-1	DNP	22-6-2	DNP
vs UCF	11-17-17	61-86	L	DNP	2-0-0	DNP	7-5-0	0-0-0	19-7-4	DNP
vs Boise State	11-18-16	80-68	w	0-1-1	2-0-3	DNP	12-4-0	DNP	25-4-2	DNP
vs UTEP	11-20-16	61-54	w	13-1-4	0-1-0	DNP	6-8-0	DNP	9-3-2	DNP
LEHIGH	11-25-16	73-87	L	11-2-1	2-1-0	DNP	12-9-0	DNP	DNP	DNP
NORTHWESTERN STATE	11-28-16	65-59	w	DNP	11-7-1	DNP	8-2-0	0-0-0	DNP	DNP
OREGON STATE	12-01-16	74-57	w	10-1-3	10-3-1	DNP	12-3-1	0-1-0	21-4-0	0-0-0
GEORGIA STATE	12-04-16	82-60	w	24-6-4	0-2-0	DNP	16-4-3	0-1-0	14-3-3	0-0-0
EAST TENNESSEE STATE	12-14-16	65-67	L	10-1-2	4-0-0	DNP	12-8-1	DNP	13-7-1	DNP
vs USM	12-19-16	86-44	w	15-3-5	DNP	8-1-0	5-7-1	3-0-0	16-1-2	6-0-1
MOREHEAD STATE	12-22-16	85-76	w	3-1-0	0-0-0	5-3-0	7-7-1	DNP	27-5-3	DNP
MISSOURI-KANSAS CITY	12-29-16	77-54	w	7-1-2	0-2-0	9-2-1	8-7-0	0-1-0	25-7-4	2-0-0
ALABAMA	01-03-17	58-68	L	9-1-4	0-0-0	5-1-0	12-7-0	DNP	7-5-2	DNP
at LSU	01-07-17	95-78	w	15-1-5	9-0-0	4-0-0	11-7-0	DNP	14-7-1	DNP
at Arkansas	01-10-17	84-78	w	14-3-2	2-2-0	10-7-0	7-3-5	DNP	25-6-2	DNP
TEXAS A&M	01-14-17	67-59	w	14-2-4	0-0-0	3-0-0	4-5-0	DNP	13-1-1	DNP
KENTUCKY	01-17-17	81-88	L	25-7-2	2-0-0	9-0-0	13-8-2	DNP	15-3-2	DNP
at Tennessee	01-21-17	74-91	L	11-2-7	4-5-0	3-2-0	10-3-0	DNP	11-1-0	DNP
MISSOURI	01-25-17	89-74	w	23-1-2	7-0-0	5-1-0	16-5-2	DNP	29-8-4	0-1-0
at Alabama	01-28-17	62-71	L	13-0-3	5-1-0	5-3-0	5-5-4	DNP	11-7-1	DNP
at Ole Miss	01-31-17	61-88	L	16-2-4	2-3-1	6-1-1	8-6-3	DNP	16-2-1	DNP
TENNESSEE	02-04-17	64-59	w	4-2-7	0-1-0	14-11-1	17-9-1	DNP	7-9-0	DNP
at Auburn	02-07-17	92-98	L	23-2-7	9-2-0	3-1-0	16-4-2	DNP	25-9-0	DNP
SOUTH CAROLINA	02-11-17	73-77	L	3-2-3	7-4-0	11-3-1	16-6-2	DNP	5-5-5	DNP

Opponent	Date	Score		13 SINGLETON,	15 READY,IJ	20 WASHINGTON	23 CARTER,TYS	34 HERARD,SCH	35 HOLMAN,ARI	45 DATCHER,EJ
NORFOLK STATE	11-11-16	78-74	w	DNP	14-3-7	DNP	17-1-2	4-4-0	11-11-0	2-7-0
vs UCF	11-17-17	61-86	L	0-2-0	15-3-4	DNP	8-2-2	2-2-0	6-7-0	2-2-0
vs Boise State	11-18-16	80-68	w	DNP	13-3-6	DNP	15-2-1	0-7-0	12-5-0	1-4-0
vs UTEP	11-20-16	61-54	w	DNP	6-2-3	DNP	9-6-1	0-5-2	18-4-0	0-0-0
LEHIGH	11-25-16	73-87	L	DNP	20-6-5	DNP	16-2-0	2-4-0	10-4-2	0-1-0
NORTHWESTERN STATE	11-28-16	65-59	w	5-1-0	14-3-6	DNP	10-3-2	2-4-0	13-7-0	2-3-0
OREGON STATE	12-01-16	74-57	w	0-0-0	4-1-5	0-0-0	8-3-0	2-4-0	7-7-1	0-0-0
GEORGIA STATE	12-04-16	82-60	w	0-0-0	11-3-5	0-0-0	2-3-2	8-7-0	7-4-0	0-0-0
EAST TENNESSEE STATE	12-14-16	65-67	L	DNP	0-2-4	DNP	7-0-1	0-3-0	17-6-0	2-4-0
vs USM	12-19-16	86-44	w	0-0-1	6-4-8	0-0-0	11-4-1	7-12-2	5-11-0	4-3-0
MOREHEAD STATE	12-22-16	85-76	w	DNP	19-2-3	DNP	7-3-1	5-1-0	12-6-2	0-0-0
MISSOURI-KANSAS CITY	12-29-16	77-54	w	DNP	6-2-5	2-0-0	11-4-0	5-8-0	2-6-3	0-2-0
ALABAMA	01-03-17	58-68	L	DNP	6-1-3	DNP	10-1-1	4-5-0	5-5-1	DNP
at LSU	01-07-17	95-78	w	DNP	13-6-8	DNP	0-2-1	8-4-1	17-9-1	4-2-0
at Arkansas	01-10-17	84-78	w	DNP	8-3-4	DNP	3-0-0	4-4-0	11-11-1	0-2-0
TEXAS A&M	01-14-17	67-59	w	DNP	6-3-5	DNP	0-0-0	16-4-0	11-5-0	0-0-1
KENTUCKY	01-17-17	81-88	L	DNP	4-0-1	DNP	0-1-1	7-5-0	6-4-2	0-0-0
at Tennessee	01-21-17	74-91	L	0-0-0	8-2-4	DNP	9-0-0	14-11-0	4-6-0	0-2-0
MISSOURI	01-25-17	89-74	w	DNP	0-4-8	0-0-0	2-2-0	3-4-0	4-1-0	0-1-0
at Alabama	01-28-17	62-71	L	DNP	0-0-0	DNP	4-1-2	12-6-1	4-9-0	3-1-0
at Ole Miss	01-31-17	61-88	L	DNP	DNP	DNP	0-1-1	4-5-0	9-6-1	0-0-0
TENNESSEE	02-04-17	64-59	w	DNP	DNP	DNP	6-0-0	12-15-0	4-5-0	0-0-0
at Auburn	02-07-17	92-98	L	DNP	DNP	DNP	2-1-0	6-6-0	8-6-1	0-0-0
SOUTH CAROLINA	02-11-17	73-77	L	DNP	DNP	DNP	22-0-0	2-3-0	7-7-1	0-0-0

**2016-17 Mississippi State Stats**  
**Mississippi State Team Game-by-Game Comparison (as of Feb 12, 2017)**  
**All games**














Opponent	1st	2nd	Score	Mar	Total FG	FG Pct	3-Pointers	3FG Pct	Free Throws	FT Pct	Rebounds	Assist	T/Over	Block	Steal	Fouls
NORFOLK STATE	39/39	39/35	78-74	+4	28-60/26-57	.467/.456	11-23/5-15	.478/.333	11-17/17-26	.647/.654	38/35 +3	15/11	13/12	8/5	4/5	22/21
UCF	33/53	28/33	61-86	(25)	20-62/32-64	.323/.500	6-24/5-15	.250/.333	15-20/17-26	.750/.654	35/49 (14)	10/18	10/10	5/3	8/4	21/16
Boise State	37/29	43/39	80-68	+12	28-57/27-55	.491/.491	5-21/7-25	.238/.280	19-23/7-10	.826/.700	35/27 +8	13/10	10/17	0/1	13/3	16/23
UTEP	33/33	28/21	61-54	+7	21-52/19-51	.404/.373	7-20/4-22	.350/.182	12-14/12-20	.857/.600	34/34 -	12/10	8/12	1/2	5/2	20/18
LEHIGH	29/38	44/49	73-87	(14)	26-63/34-66	.413/.515	7-22/11-26	.318/.423	14-17/8-8	.824/1000	32/39 (7)	8/16	10/11	3/2	5/6	13/14
NORTHWESTERN STATE	28/28	37/31	65-59	+6	24-52/21-54	.462/.389	2-15/9-21	.133/.429	15-20/8-10	.750/.800	31/33 (2)	9/8	13/19	7/0	11/5	13/18
OREGON STATE	45/19	29/38	74-57	+17	22-44/21-45	.500/.467	11-19/6-13	.579/.462	19-25/9-11	.760/.818	29/24 +5	11/8	17/21	2/3	17/4	17/19
GEORGIA STATE	44/36	38/24	82-60	+22	31-66/25-62	.470/.403	13-34/6-19	.382/.316	7-9/4-6	.778/.667	38/37 +1	17/10	11/18	4/5	9/3	15/15
EAST TENNESSEE STATE	26/31	39/36	65-67	(2)	23-55/26-59	.418/.441	6-18/7-19	.333/.368	13-20/8-14	.650/.571	35/36 (1)	9/5	14/12	5/4	4/4	17/22
USM	39/25	47/19	86-44	+42	29-59/15-65	.492/.231	17-29/5-26	.586/.192	11-14/9-11	.786/.818	46/37 +9	21/6	14/15	11/1	9/6	16/13
MOREHEAD STATE	31/41	54/35	85-76	+9	31-58/28-56	.534/.500	5-20/9-19	.250/.474	18-29/11-13	.621/.846	30/32 (2)	10/10	5/16	4/2	5/4	13/22
MISSOURI-KANSAS CITY	44/28	33/26	77-54	+23	29-58/17-60	.500/.283	11-23/5-26	.478/.192	8-18/15-22	.444/.682	46/38 +8	15/7	15/13	5/1	6/5	18/19
ALABAMA	20/32	38/36	58-68	(10)	19-52/24-54	.365/.444	4-21/3-13	.190/.231	16-20/17-22	.800/.773	26/43 (17)	11/9	13/17	4/3	7/3	22/20
LSU	52/33	43/45	95-78	+17	33-61/29-72	.541/.403	11-22/9-27	.500/.333	18-25/11-17	.720/.647	40/39 +1	17/15	14/14	6/5	7/4	15/17
Arkansas	40/34	44/44	84-78	+6	25-55/28-59	.455/.475	12-26/7-21	.462/.333	22-32/15-23	.688/.652	41/29 +12	14/12	16/9	2/0	8/9	17/21
TEXAS A&M	25/24	42/35	67-59	+8	19-44/23-52	.432/.442	5-18/1-14	.278/.071	24-30/12-20	.800/.600	23/38 (15)	11/10	13/22	5/3	11/5	21/19
KENTUCKY	34/46	47/42	81-88	(7)	32-59/33-65	.542/.508	5-17/7-18	.294/.389	12-22/15-24	.545/.625	32/38 (6)	10/16	19/16	3/6	10/5	28/24
Tennessee	34/37	40/54	74-91	(17)	26-59/31-67	.441/.463	5-20/7-17	.250/.412	17-28/22-37	.607/.595	35/49 (14)	11/20	11/7	4/5	4/4	24/18
MISSOURI	39/43	50/31	89-74	+15	32-56/25-54	.571/.463	12-23/7-21	.522/.333	13-25/17-23	.520/.739	30/32 (2)	16/10	7/10	5/0	4/1	19/22
Alabama	29/34	33/37	62-71	(9)	23-56/17-52	.411/.327	5-16/6-18	.313/.333	11-19/31-36	.579/.861	40/37 +3	11/11	18/13	2/7	5/11	24/18
Ole Miss	33/51	28/37	61-88	(27)	21-53/30-68	.396/.441	7-25/6-23	.280/.261	12-16/22-25	.750/.880	30/43 (13)	12/15	19/8	3/4	5/11	18/13
TENNESSEE	21/33	43/26	64-59	+5	21-68/22-57	.309/.386	7-26/5-18	.269/.278	15-31/10-22	.484/.455	55/45 +10	9/11	10/14	4/2	6/1	24/24
Auburn	28/48	64/50	92-98	(6)	27-59/32-62	.458/.516	11-23/9-22	.478/.409	27-34/25-38	.794/.658	33/38 (5)	10/22	13/12	3/6	5/7	28/23
SOUTH CAROLINA	36/36	37/41	73-77	(4)	27-51/27-54	.529/.500	11-27/6-15	.407/.400	8-12/17-29	.667/.586	31/28 +3	12/12	19/11	4/2	5/4	27/15

Note: Game totals are displayed in the format TEAM/OPPONENT for each category



## 2016-17 MISSISSIPPI STATE PLAYER BREAKDOWN

1		<b>Lamar Peters</b> Fr   G   6-0   188   New Orleans, LA	<b>MIN</b> 25.1	<b>PTS</b> 12.0	<b>RBS</b> 2.0	<b>AST</b> 3.4	<b>FG%</b> .426	<b>3FG%</b> .398	<b>FT%</b> .800	<b>Notes:</b> Appeared in 10 non-conference games and averaged 9.3 points. Had 24 points vs. Georgia State with six 3-pointers. Started last eight SEC games. Scored in double-digits 11 times, including 14 vs. Had a career-high 25 points against Kentucky. Shot seven 3-pointers and 5 back-to-back and totaled 23 points and 2 assists against Missouri. 3rd in the SEC in 3FG%. Had 23 points and 7 assists against Auburn. Had 3 points and 2 rebounds against South Carolina.
2		<b>Eli Wright</b> Fr   G   6-4   203   Owensboro, KY	<b>MIN</b> 13.2	<b>PTS</b> 3.4	<b>RBS</b> 1.5	<b>AST</b> 0.3	<b>FG%</b> .491	<b>3FG%</b> .286	<b>FT%</b> .690	<b>Notes:</b> Appeared in 11 non-conference games and averaged 2.8 points, with a career-best 11 coming against Northwestern State. Had 9 points at LSU. Played 3 minutes vs. Arkansas and Texas A&M. Scored in double-digits twice. Had 7 points and 4 rebounds against South Carolina.
3		<b>Xavian Stapleton</b> So   G   6-6   207   Flora, MS	<b>MIN</b> 15.3	<b>PTS</b> 6.7	<b>RBS</b> 2.4	<b>STL</b> 1.0	<b>FG%</b> .462	<b>3FG%</b> .290	<b>FT%</b> .594	<b>Notes:</b> Sat out the first nine games recovering from a torn left ACL. First game at MSU came against USM, where he had 8 points, 2 steals. Averaged 7.3 points in non-conference games. Started four games. Had 14 points and 11 rebounds against Tennessee to earn his first-career double-double. Had 11 points and 3 rebounds against South Carolina.
4		<b>Mario Kegler</b> Fr   G   6-7   220   Jackson, MS	<b>MIN</b> 28.2	<b>PTS</b> 10.3	<b>RBS</b> 5.6	<b>AST</b> 1.2	<b>FG%</b> .443	<b>3FG%</b> .386	<b>FT%</b> .603	<b>Notes:</b> Started 11 of the 12 games non-conference games and averaged 9.4 points. Has scored in double-digits 11 times, with season-high 17 points coming against Tennessee. Season-high 9 rebounds vs. Lehigh and Tennessee. Had 9 rebounds and 17 points against Tennessee. Had 16 points and 6 rebounds against South Carolina.
5		<b>Joe Strugg</b> Fr   F   6-9   196   Montgomery, AL	<b>MIN</b> 2.5	<b>PTS</b> 0.5	<b>RBS</b> 0.5	<b>AST</b> ---	<b>FG%</b> .250	<b>3FG%</b> .333	<b>FT%</b> ---	<b>Notes:</b> Appeared in six games and averaged 0.5 points and 0.5 rebounds. Made collegiate debut vs. UCF and logged 2 minutes. Hasn't appeared in any SEC games. Did not travel to Alabama because he was sick.
11		<b>Quinnndary Weatherspoon</b> So   G   6-4   205   Canton, MS	<b>MIN</b> 32.0	<b>PTS</b> 16.8	<b>RBS</b> 5.0	<b>AST</b> 1.9	<b>FG%</b> .458	<b>3FG%</b> .412	<b>FT%</b> .768	<b>Notes:</b> Preseason All-SEC selection who started all 10 non-conference games he played. Missed Lehigh and Northwestern State due to wrist injury. 27 points against Morehead State. Has totaled 20-plus points eight this year, all wins. Scored in double-digits 18 times. SEC player of the week Jan. 23. Had a career-high 29 points and 8 rebounds against Missouri. Had 5 points, 5 rebounds and 5 assists against South Carolina.
15		<b>I.J. Ready</b> Sr   G   5-11   166   Rixey, AL	<b>MIN</b> 28.5	<b>PTS</b> 8.7	<b>RBS</b> 2.7	<b>AST</b> 4.7	<b>FG%</b> .473	<b>3FG%</b> .303	<b>FT%</b> .867	<b>Notes:</b> MSU's lone senior who started all 12 non-conference games. Has now appeared in 103 games and scored 824 points. Averaged 10.7 points in non-conference play. Season-high 8 assists vs. USM and Mizzou. 19 points vs. Morehead State. Had 6 points vs. Texas A&M with 5 assists and 3 steals. Had 4 points and 1 assist against Kentucky. Had 8 assists and 1 steal against Missouri. 7th all-time at MSU with 368 assists. His 5.1 assists are 2nd most in the SEC, while his 2.8 assist/turnover ratio is tops. Did not travel to play against South Carolina due to injury.
23		<b>Tyson Carter</b> Fr   G   6-4   167   Starkville, MS	<b>MIN</b> 20.9	<b>PTS</b> 7.5	<b>RBS</b> 1.8	<b>AST</b> 0.8	<b>FG%</b> .382	<b>3FG%</b> .371	<b>FT%</b> .839	<b>Notes:</b> Started all 12 non-conference games and averaged 10.1 points. Season-best 17 points vs. Norfolk, the most by a freshman on opening day since 1987-88. Had 10 points vs. Alabama, but failed to score at LSU. Came off the bench vs. Arkansas and totaled 3 points. Has scored in double-digits seven times. Had a career-high 22 points against South Carolina.
34		<b>Schnider Herard</b> Fr   F   6-10   250   Port-Au-Prince, Haiti	<b>MIN</b> 18.9	<b>PTS</b> 5.4	<b>RBS</b> 5.5	<b>BLK</b> 0.3	<b>FG%</b> .573	<b>3FG%</b> ---	<b>FT%</b> .506	<b>Notes:</b> Appeared in all 12 non-conference games and averaged 3.1 points. 8 points vs. Georgia State and 12 rebounds vs. USM. Started all seven SEC games. Career-high 16 points vs. Texas A&M. Had 7 points and 5 rebounds against Kentucky. First-career double-double at Tennessee with 14 points and 11 rebounds. Earned his second double-double against Tennessee. Had a career-high 15 rebounds and 12 points. Had 2 points and 3 assists against South Carolina.
35		<b>Aric Holman</b> So   F   6-10   222   Owensboro, KY	<b>MIN</b> 24.5	<b>PTS</b> 8.8	<b>RBS</b> 6.3	<b>BLK</b> 2.2	<b>FG%</b> .503	<b>3FG%</b> .257	<b>FT%</b> .661	<b>Notes:</b> Started all 12 non-conference games and averaged 10.0 points. Career high of 18 points came against UTEP. Has two double-doubles, first against Norfolk State and then at Arkansas with 13 points and 11 rebounds. His 51 blocks are the third-most in the SEC. Has scored in double-digits 10 times this season. Had 7 points and 7 rebounds against South Carolina.
45		<b>E.J. Datcher</b> Fr   C   6-9   240   Harpersville, AL	<b>MIN</b> 7.0	<b>PTS</b> 0.9	<b>RBS</b> 1.5	<b>BLK</b> 0.6	<b>FG%</b> .348	<b>3FG%</b> ---	<b>FT%</b> .500	<b>Notes:</b> Appeared in all 12 non-conference games and averaged 1.1 points. Season-best 4 points came against USM, while season-best 7 rebounds came against Norfolk State. Had 1 steal and 1 block against South Carolina.