

MISSISSIPPI STATE UNIVERSITY

2007-08 MEN'S BASKETBALL

Mississippi State University Athletic Media Relations • PO Box 5308 • MSU, MS 39762
Men's Basketball SID: David Rosinski • 662-325-3595 • rosinski@athletics.msstate.edu

Game #25 - Mississippi State (17-7, 8-2) vs. Mississippi (17-7, 3-7)
Wednesday, February 20, 2008 • 7 p.m. CT • Oxford, MS
Tad Smith Coliseum (8,700) • CSS (Taped Delay)

PROBABLE STARTERS & TOP SUBSTITUTES	MISSISSIPPI STATE BULLDOGS (17-7, 8-2)									
	Pos.	No.	Name	Ht.	Wt.	Cl.	Hometown	PPG	RPG	APG
	F	23	Charles Rhodes	6-8	245	Sr.	Jackson, MS	15.3	7.3	1.5 bpg
	C	32	Jarvis Varnado	6-9	210	So.	Brownsville, TN	7.2	7.9	4.8 bpg
	G	22	Barry Stewart	6-2	170	So.	Shelbyville, TN	12.3	4.3	2.8
	G	11	Ben Hansbrough	6-3	205	So.	Poplar Bluff, MO	10.2	3.6	2.5
	G	44	Jamont Gordon	6-4	230	Jr.	Nashville, TN	17.7	6.4	4.8
	G	25	Phil Turner	6-3	170	Fr.	Grenada, MS	4.8	3.3	1.0
	F/C	21	Brian Johnson	6-9	245	Jr.	Laurinburg, NC	2.4	2.6	0.4 bpg
	MISSISSIPPI REBELS (17-7, 3-7)									
Pos.	No.	Name	Ht.	Wt.	Cl.	Hometown	PPG	RPG	APG	
C	44	Dwayne Curtis	6-8	262	Sr.	Chicago, IL	14.5	9.0	0.9	
G	12	Chris Warren	5-10	170	Fr.	Orlando, FL	15.3	2.2	4.8	
G	14	Eniel Polynice	6-5	216	So.	Sarasota, FL	11.8	5.3	3.6	
G	32	Zach Graham	6-5	225	Fr.	Suwanee, GA	6.5	3.0	0.8	
G	33	David Huertas	6-5	197	So.	Humacao, P.R.	9.3	3.1	2.1	
F	50	Kenny Williams	6-8	240	Sr.	Miami, FL	8.0	7.1	1.0	
G	23	Trevor Gaskins	6-2	203	Fr.	Alpharetta, GA	7.9	2.0	1.2	

Officials: TBA

BULLDOGS BEGIN DEMANDING ROAD STRETCH AT RIVAL OLE MISS WEDNESDAY

With four of their next five games coming on the road, the SEC West-leading Mississippi State Bulldogs (17-7, 8-2) head to Oxford to take on the Rebels of the University of Mississippi (17-7, 3-7) Wednesday evening on the UM campus. Tip-off time for the 237th all-time series renewal is set for 7 p.m. at 8,700-seat C.M. 'Tad' Smith Coliseum. The contest can be seen on a taped delay basis on CSS Wednesday at 9 p.m. CT and will be replayed again on CSS Thursday at 11:30 a.m. CT.

Owners of a current three-game winning streak and sporting a 12-2 mark over the past two months, coach **Rick Stansbury's** 17-7 Bulldogs enter the week with a two-game lead in the SEC's Western Division standings over Arkansas with an 8-2 league record after claiming a key 80-74 home triumph over the Razorbacks this past Saturday. With six regular-season games remaining this season, MSU has already matched last year's regular-season totals of 17 overall wins and eight conference victories. MState is 3-1 in league road contests this season, having already posted double-digit road victories over SEC West foes LSU (61-39), Alabama (66-56) and Auburn (83-64).

Statistically as a team, the Bulldogs pace the conference in scoring defense (63.5 ppg), field-goal percentage defense (.366; 2nd in NCAA), rebounding (41.1 rpg) and blocks (8.46 bpg; 2nd in NCAA) for all games. In league action, MSU also tops the SEC in field-goal percentage (.473) and ranks second in scoring margin (+7.5 ppg) behind the second-ranked Tennessee Volunteers.

Headed by all-America candidate **Jamont Gordon**, State presently features four players scoring in double figures on the season. Gordon ranks fifth in the league in scoring (17.7 ppg), tied for third in assists (4.83 apg) and 14th in rebounding (6.4 rpg). Averaging 18.3 points over his last six outings with three double-doubles, all-SEC senior forward **Charles Rhodes** stands 13th among the league's leading scorers (15.3 ppg) and seventh in rebounding (7.3 rpg). Sophomore guards **Barry Stewart** and **Ben Hansbrough** follow at 12.3 and 10.2 points per game, respectively.

Guided by second-year head coach **Andy Kennedy**, Ole Miss is 17-7 overall and 3-7 in league play after most recently dropping a 90-78 home decision to Auburn this past Saturday. The Rebels are led by the freshman-senior tandem of rookie guard **Chris Warren** (15.3 ppg, 4.8 apg & 68 made treys) and veteran center **Dwayne Curtis** (14.5 ppg, 9.0 rpg, 67% FGs & 12 double-doubles).

♦ The Bulldogs enter this week's action having already matched last year's regular-season totals of 17 overall wins and eight SEC victories.

♦ Including last month's 88-68 home victory over the Rebels, MSU has won 11 of the last 13 head-to-head meetings against Ole Miss dating back to the 2001-02 campaign... State is looking for its first season series sweep over Mississippi since the 2004-05 season.

♦ Having played six of their first 10 SEC games at home, the Bulldogs will play four of their last six regular-season league contests on the road beginning with this week's visits to Ole Miss and South Carolina.

♦ MState's three league road wins (in four outings against SEC West foes) this season have come by an average margin of 17 points per road victory -- 61-39 over LSU; 66-56 over Alabama and 83-64 over Auburn.

♦ Having ranked near the bottom of the league in team free-throw percentage for much of the season, MSU has shot a combined 83.6 percent (46-55 FTs) from the line over the last two games (23-29 FTs vs. Arkansas & 23-26 FTs at Auburn).

♦ Already with 203 blocks as a team this season and ranked second nationally, the Bulldogs look to shatter the school's all-time, single-season standard of 222 rejects set in 35 games last year.

2007-08 MSU RESULTS (17-7, 8-2)

DATE	OPPONENT (TV)	SCORE/TIME
Nov. 10	LOUISIANA TECH	W 75-45
Nov. 15	CLEMSON (FSN/SUN)	L 82-84
Nov. 17	UT MARTIN	W 86-70
Nov. 22	#UC Irvine (ESPNU)	W 68-53
Nov. 23	#Southern Illinois (ESPN2)	L 49-63
Nov. 23	#Miami [OH] (ESPN2)	L 60-67
Dec. 1	MURRAY STATE	W 78-61
Dec. 8	SOUTHEASTERN LA. (CSS)	W 84-59
Dec. 13	MIAMI [FL] (FSN/SUN)	L 58-64
Dec. 15	*at South Alabama (CSS)	L 67-71
Dec. 19	at Loyola Marymount	W 85-54
Dec. 21	at A&M-Corpus Christi (CSS)	W 95-70
Dec. 30	MISSOURI (SS)	W 87-75
Jan. 5	*Lafayette College	W 77-53
Jan. 9	at LSU	W 61-39
Jan. 12	GEORGIA (RS)	W 60-49
Jan. 15	KENTUCKY (ESPN)	W 69-64
Jan. 19	at Alabama (RS)	W 66-56
Jan. 26	MISSISSIPPI (FSN/SUN)	W 88-68
Jan. 30	at Arkansas (RS)	L 58-78
Feb. 2	TENNESSEE (FSN/SUN)	L 71-76
Feb. 6	ALABAMA	W 73-66
Feb. 9	at Auburn (FSN/SUN)	W 83-64
Feb. 16	ARKANSAS (ESPN)	W 80-74
Feb. 20	at Mississippi (CSS-TD)	7 p.m.
Feb. 23	at South Carolina (RS)	3 p.m.
Feb. 27	AUBURN	7 p.m.
Mar. 1	at Florida (CBS)	3 p.m.
Mar. 5	at Vanderbilt	7 p.m.
Mar. 8	LSU	TBA
M. 13-16	at SEC Tournament (RS/CBS)	TBA
#	- Anaheim Classic (Anaheim, CA)	
*	- Coors Classic (Mobile, AL)	
^	- at Jackson, MS (Mississippi Coliseum)	
+	- at Atlanta, GA (Georgia Dome)	

All Times CT

MSU-MISSISSIPPI GAME FACTS

MISSISSIPPI STATE BULLDOGS

Coach: Rick Stansbury
Alma Mater: (Campbellsville, 1982)
MSU Record: 202-111 (10th year) -- 15-5 vs. UM
Career Record: 202-111 (10th year) -- 15-5 vs. UM

MISSISSIPPI REBELS

Coach: Andy Kennedy
Alma Mater: (UAB, 1991)
School Record: 38-20 (2nd year)
Career Record: 59-33 (3rd year)

SERIES INFORMATION

Series Record: MSU leads, 133-103
at Starkville: MSU leads, 88-23
at Oxford: UM leads, 76-40
at Neutral Sites: MSU leads, 5-4
This Season: MSU, 88-68 (1-26-08 @ MSU)
Last Year at UM: UM, 85-73 (1-30-07 @ UM)

TELEVISION: CSS (TAPED DELAY)

Talent: MATT STEWART (PxP); RICHARD CROSS (COLOR)
SATELLITE RADIO: XM 200

Available on MSU's 29-station radio network throughout Mississippi and via www.msstateathletics.com
PxP: Jack Cristil (51st year); **Color:** Jim Ellis (25th year)

STATISTICAL COMPARISON MSU vs. MISSISSIPPI

	MSU	UM
Overall Record	17-7	17-7
SEC Record	8-2	3-7
Scoring	73.3	81.0
Scoring Defense	63.5	72.8
Scoring Margin	+9.9	+8.2
Field Goal Pct	46.8	46.4
Opp. Field Goal Pct.	36.6	43.7
3-Point FG Percentage	34.4	36.0
Opp. 3-Point FG Pct.	31.5	35.8
Free Throw Percentage	63.3	63.8
Opp. Free Throw Pct.	68.1	65.2
Rebounding Average	41.1	41.0
Opp. Rebounding Ave.	35.5	34.7
Rebound Margin	+5.7	+6.3
Turnovers	16.0	13.0
Turnover Margin	-2.5	+1.8
Assists	13.3	16.3
Blocked Shots	8.5	3.6
Steals	6.5	7.3

STATISTICAL LEADERS MSU vs. MISSISSIPPI

SCORING

MSU	PPG	UM	PPG
Gordon	17.7	Warren	15.3
Rhodes	15.3	Curtis	14.5
Stewart	12.3	Polynice	11.8

REBOUNDING

MSU	RPG	UM	RPG
Varnado	7.9	Curtis	9.0
Rhodes	7.3	Williams	7.1
Gordon	6.4	Polynice	5.3

ASSISTS

MSU	APG	UM	APG
Gordon	4.8	Warren	4.8
Stewart	2.8	Polynice	3.6
Hansbrough	2.5	Huertas	2.1

BLOCKS

MSU	BPG	UM	BPG
Varnado	4.8	Williams	0.9
Rhodes	1.5	Parnell	0.8
Gordon	0.8	Watson	0.6

STEALS

MSU	SPG	UM	SPG
Stewart	1.3	Polynice	1.8
Turner/Gordon	1.1	Warren	1.2
Hansbrough	1.1	Williams	0.9

FIELD GOAL PERCENTAGE

MSU	FG%	UM	FG%
Varnado	63.7	Curtis	66.7
B. Johnson	61.1	Parnell	60.8
Rhodes	55.1	Williams	53.4

THREE-POINT FG PERCENTAGE

MSU	3FG%	UM	3FG%
Benock	42.4	Graham	48.1
Stewart	36.9	Gaskins	44.8
Hansbrough	36.7	Warren	38.2

FREE THROW PERCENTAGE

MSU	FT%	UM	FT%
B. Johnson	78.6	Graham	75.6
Hansbrough	76.7	White	72.7
Gordon	72.1	Huertas	72.4

MSU BIDS FOR FIRST SEASON SERIES SWEEP OVER REBELS SINCE 2004-05

In the most-played hardwood rivalry in the history of the Southeastern Conference, the Bulldogs of Mississippi State own a 133-103 all-time advantage over the Mississippi Rebels in a long-standing series that spans back to the 1913-14 roundball campaign. Dating back to the 2001-02 campaign, MSU has claimed 11 of the last 13 head-to-head meetings (15 of the last 19 going back to 1998-99), including a previous eight-game series win streak that was snapped two years ago in Oxford.

Last month (Jan. 26) in Starkville, the Bulldogs claimed their 10th consecutive home win over Ole Miss with an 88-68 victory over the then-No. 15 Rebels at Humphrey Coliseum. The recent 20-point triumph over UM extended State's season winning streaks to nine consecutive games overall and five straight to begin SEC play. A year ago, the two in-state rivals split the season series for the second straight year with both teams winning on their respective home floors (MSU, 77-67, in Starkville and UM, 85-73, in Oxford).

Mississippi State is looking for its first season series sweep over the Rebels since the 2004-05 campaign when the Bulldogs swept Mississippi for the third consecutive season.

In games contested in Oxford through the years, the Rebels own a 76-40 series lead over MState, though the Bulldogs prevailed at UM's C.M. Tad Smith Coliseum three straight seasons (87-76 in 2004-05; 61-54 in 2003-04 & 58-57 in 2002-03) before dropping road decisions to Ole Miss each of the last two years (85-73 last year and 75-65 two seasons ago).

With a 15-5 career record (10-0 in Starkville; 4-5 in Oxford & 1-0 in SEC Tournament) versus the Ole Miss Rebels, 10th-year MSU head coach **Rick Stansbury** owns more victories over the University of Mississippi than against any other team.

SERIES RECORD VS. OLE MISS DURING RICK STANSBURY ERA (MSU LEADS, 15-5)

Date	Site	Result	Date	Site	Result
Jan. 20, 1999	Oxford	UM, 81-68	Mar. 14, 2003	New Orleans-SECT	MSU, 73-64
Feb. 20, 1999	Starkville	MSU, 72-69	Jan. 7, 2004	Oxford	MSU, 61-54
Jan. 12, 2000	Oxford	MSU, 61-59	Feb. 7, 2004	Starkville	MSU, 80-56
Feb. 23, 2000	Starkville	MSU, 80-67	Jan. 8, 2005	Oxford	MSU, 87-76
Jan. 27, 2001	Starkville	MSU, 79-69	Feb. 26, 2005	Starkville	MSU, 71-68
Feb. 14, 2001	Oxford	UM, 51-48	Jan. 14, 2006	Oxford	UM, 75-65
Jan. 12, 2002	Oxford	UM, 66-59	Feb. 18, 2006	Starkville	MSU, 84-55
Feb. 23, 2002	Starkville	MSU, 61-59	Jan. 10, 2007	Starkville	MSU, 77-67
Jan. 29, 2003	Oxford	MSU, 58-57	Jan. 30, 2007	Oxford	UM, 85-73
Feb. 15, 2003	Starkville	MSU, 68-64	Jan. 26, 2008	Starkville	MSU, 88-68

BULLDOGS RECORD THIRD WINNING SEC FIRST HALF OF STANSBURY ERA

Though missing out on becoming the first MSU team since 1960-61 to begin SEC play with a 6-0 record, the Bulldogs' 8-2 league mark (after a 5-0 start) has given them a winning record during the first half of conference competition for the third time during the **Rick Stansbury** era.

Prior to this year, Stansbury's 2004-05 State squad went 5-3 during the opening portion of league play to finish out with a 9-7 conference record. The year prior in 2003-04, MSU went 7-1 during both halves of the SEC slate en route to going 26-4 overall (12-0 on the road) and 14-2 in the conference to register the program's first outright SEC regular-season overall championship since 1962-63. MState was an even 4-4 through the first halves of league play during both the 2001-02 and 2002-03 seasons.

During the Stansbury era (since 1998-99), the Bulldogs have posted winning records during the second halves of the league slate six times previously. Also with 4-4 second-half SEC marks in 2004-05 and 2005-06, the 1999-2000 season (2-6) marks the only time MSU has not posted at least a break-even (.500) SEC record during the second half of the conference campaign.

MSTATE STRINGS TOGETHER LONGEST WINNING STREAKS SINCE 2003-04

Mississippi State's nine-game overall winning streak earlier this season marked the team's longest such string since opening up the 2003-04 campaign with a 13-game win string on the way to posting a 26-4 overall record and 14-2 conference mark. Having opened his head coaching career at Mississippi State by directing his initial MSU club to an 8-0 overall start to tip off the 1998-99 season, 10th-year head coach **Rick Stansbury** has now guided his State squads to eight streaks of eight or more consecutive victories over the past decade, including a trio of double-digit win strings coming during successive seasons (13 games in 2003-04; 10 in 2002-03 & 11 in 2001-02).

Prior to this year's 5-0 start in league play, the Bulldogs' most recent SEC win streak of five games or more was produced by that same 2003-04 State squad, which closed out the regular season winning 12 of 13 conference games (only losing at home to Alabama, 77-73, on Feb. 21), including an eight-game league win string from Jan. 17 through Feb. 14. MSU's other five-game SEC win streak during the Stansbury era came at the end of the 2001-02 regular season, when the Bulldogs used the momentum gained by that regular season-ending, five-game win string to go on to claim the SEC Tournament title in Atlanta and earn the school's first of four straight NCAA Tournament berths.

MISSISSIPPI STATE TO TAKE PART IN 2008 SEC/BIG EAST INVITATIONAL

In an announcement made last week by ESPN Regional Television, in conjunction with the BIG EAST Conference and the Southeastern Conference, the Mississippi State Bulldogs will participate in the second annual SEC/BIG EAST Invitational next basketball season.

The 2008 SEC/BIG EAST Invitational, an ERT owned and operated event that features four games over two nights, will be played Dec. 16, 2008 at Nashville's Sommet Center and Dec. 18 at Cincinnati's U.S. Bank Arena and will be televised by ESPN and ESPN2. The annual event matches four teams from the BIG EAST Conference against four teams from the Southeastern Conference.

On Dec. 18 of this year, MState will take on the University of Cincinnati Bearcats at the U.S. Bank Arena in Cincinnati. In addition, the University of Mississippi will meet the Louisville Cardinals in Cincinnati. On Dec. 16 in Nashville, the Vanderbilt Commodores will face South Florida, while Marquette squares off with the Tennessee Volunteers.

Earlier this season during the inaugural SEC/BIG EAST Invitational, the then-No. 21 Villanova Wildcats overcame a 21-point deficit and scored 13 points in the final three minutes, including a four-point play, to claim a come-from-behind 68-67 victory over the LSU Tigers at the Wachovia Center in Philadelphia. The Gamecocks of South Carolina beat Providence by the same margin (68-67) in the opener in Philadelphia. At the BJCC Arena in Birmingham, Ala., Georgetown knocked off the Alabama Crimson Tide, 70-60, and West Virginia bested Auburn, 88-59.

Tickets for the 2008 SEC/BIG EAST Invitational are expected to go on sale in late summer. For more information, fans can visit www.bigeastsecinvitational.com or ESPN-plus.com, home of ESPN Regional Television.

2007-08 MISSISSIPPI STATE HOOPS NOTEBOOK

MSTATE CHASES UCONN AMONG NCAA'S BLOCKED SHOT TEAM LEADERS

Having tipped off the 2008 calendar year with four consecutive games with 10 or more blocks, including 16 and 15 rejects in back-to-back outings against Georgia and Kentucky, respectively, MSU continues to rank a very close second nationally (behind national leader Connecticut; 8.68 bpg) with an average of 8.46 blocks per game. Heading into the new week, UConn has 217 blocks in 25 games, while the Bulldogs have been credited with 203 rejects in 24 contests. Having averaged 9.18 rejects over their last 11 games, including 10 blocks against Tennessee on Feb. 2 and 10 earlier in the year during back-to-back games against Lafayette and LSU, the Bulldogs have now reached double digits in blocks nine times this season. A year ago with 222 blocks as a team in 35 games, the Bulldogs topped the Southeastern Conference and ranked eighth nationally in blocks (6.34 bpg), while also shattering the previous single-season school standard of 175 rejects set by the **Erick Dampier**-led 1995-96 Final Four squad.

Individually this season, sophomore center **Jarvis Varnado** maintains his position as the nation's No. 1 shot-blocker (4.75 bpg) ahead of Alabama A&M's **Mickell Gladness** (4.50 bpg). Varnado has had 12 outings this season with at least five blocks, including a trio of school-record, 10-block efforts (Kentucky, Georgia & Miami, Fla.). With 114 blocks this season, the Brownsville, Tenn., native has broken Dampier's previous single-season school standard of 106 rejects set during MSU's 1995-96 Final Four season. Amazingly with his 114 swats on the year, Varnado has more blocks individually this season than eight SEC teams. Varnado also already ranks fourth on the school's all-time list with 181 blocks in just 59 career outings (3.07 bpg).

MSU AND HOYAS BATTLE FOR TOP SPOT IN FG PERCENTAGE DEFENSE

Having limited seven of their first 10 SEC opponents to less than 40 percent shooting from the field, including 21.2 percent by LSU and 24.6 percent by Georgia in back-to-back outings last month, as well as holding the opposition to a collective 35.4 percent (312-of-881 FGs) accuracy mark from the field over the last 14 games, the Bulldogs continue to rank second among the nation's team leaders in field-goal percentage defense (.366) behind Georgetown (.357).

This season, the Bulldogs have yet to allow an opponent to shoot 50 percent from the field (South Alabama shot 49.1%). In fact, 15 of MSU's 24 foes have been held under 40 percent field-goal shooting on the year, including four opponents held under 30 percent. The Bulldogs limited their first three opponents of the 2008 calendar year -- Georgia (16-65 FGs for 24.6%), LSU (14-66 FGs for 21.2%) and Lafayette (19-72 FGs for 26.4%) -- all below the 30-percent mark from the field. MState also held Louisiana Tech to just 27.4 percent accuracy (17-62 FGs) from the field in the season opener. On the season, six MSU foes have been limited to less than 20 made field goals in a game, including Georgia (16), LSU (14) and Lafayette (19), as well as Loyola Marymount (19), UC Irvine (19) and Louisiana Tech (17).

MSU'S JAMONT GORDON TABBED FOR PAIR OF PRESTIGIOUS AWARDS

Mississippi State junior all-America candidate **Jamont Gordon** has been selected as a midseason top 30 candidate for this year's John R. Wooden Award, as well as being named one of 16 national finalists for the 2008 Bob Cousy Award presented by The Hartford, which is annually presented to the nation's top collegiate point guard.

Gordon ranks fifth in the SEC in scoring (17.7 ppg), tied for third in assists (4.83 apg) and 14th in rebounding (6.4 rpg) for all games. In conference action, he stands fifth in scoring (18.0 ppg), second in assists (5.20 apg), 13th in rebounding (6.3 rpg), 11th in made 3-pointers per game (2.20/gm) and 13th in three-point field-goal percentage (.361).

A native of Nashville, Gordon ranks 10th on MSU's all-time scoring list with 1,399 career points, fourth with 432 career assists and 16th with 606 career rebounds. During his 89-game MSU playing career (all starts), Gordon is averaging 15.7 points, 6.8 rebounds and 4.9 assists per outing. He has now scored in double figures in 79 of 89 career games with 21 efforts of 20 or more points (10 this season) and 13 career double-doubles, including last year's triple-double against Vanderbilt.

Gordon becomes the third MSU player in the last six years to make the Wooden Midseason Top 30. He joins two-time selection and 2003-04 Wooden Award First Team All-American **Lawrence Roberts** and 2002-03 midseason recipient **Mario Austin**. The former Oak Hill Academy standout also becomes the school's first-ever Bob Cousy Award national finalist.

STANSBURY BECOMES 20TH MEMBER OF SEC'S ALL-TIME 200-WIN CLUB

Having surpassed his former mentor **Richard Williams** as Mississippi State's all-time winningest basketball coach with the Bulldogs' 95-70 road win over Texas A&M-Corpus Christi on Dec. 21, 10th-year MSU head coach **Rick Stansbury** most recently became the 20th head basketball coach in Southeastern Conference history to reach the 200-win mark with MSU's 73-66 home triumph over Alabama on Feb. 6. Now with a 10-year head coaching record of 202-111 (.645), Stansbury now trails No. 19 **Eddie Fogler** (204-165 at Vanderbilt & South Carolina) and No. 18 **Don DeVoe** (211-158 at Tennessee & Florida) on the league's all-time wins list.

In addition to recently becoming the 20th all-time member of the SEC's 200-win club, Stansbury is currently ranked 18th in winning percentage (.645) among the SEC's all-time listing of men's basketball coaches with a minimum of 100 wins at a league school. Stansbury presently trails only Florida's 12th-year head coach **Billy Donovan** among the SEC's current head basketball coaches in both career victories and career winning percentage (with a minimum of 100 wins at an SEC school).

In his 10th season at the Mississippi State helm after succeeding Williams as MSU's 18th head basketball coach on March 13, 1998, Stansbury is presently tied with Alabama's **Mark Gottfried** as the second-most tenured current head men's basketball coach in the SEC behind Donovan.

MSTATE HAS THREE TRIPLE-DOUBLES OVER THE LAST FOUR SEASONS

Including **Jarvis Varnado's** triple-double performance (10 points, 12 rebounds & 10 blocks) against Kentucky during ESPN's Super Tuesday telecast on Jan. 15, Mississippi State has now recorded three triple-doubles over the past four seasons - all by different players.

A native of Brownsville, Tenn., Varnado (nicknamed 'SWAT' and the benefactor of a 7-foot-4-inch wingspan) is currently the nation's No. 1 shot-blocker at 4.75 rejects per contest. Varnado was credited with seven triple-doubles as an all-state senior at Brownsville's Haywood High School.

Last season (Feb. 21, 2007) during MSU's 83-70 home win over 17th-ranked Vanderbilt, then-sophomore **Jamont Gordon** totalled 15 points, 12 rebounds and 10 assists against the Commodores. Four years ago (Nov. 21, 2004), All-American **Lawrence Roberts** registered the first officially recorded triple-double in Mississippi State men's basketball history with 18 points, 11 rebounds and 12 assists in the Bulldogs' 98-69 home triumph over Nicholls State.

According to research providing by STATS out of Chicago, Mississippi State has accounted for three of the five triple-doubles registered by Southeastern Conference members dating back to the 1996-97 campaign (Florida's **Corey Brewer** and **Chuck Eidson** of South Carolina are the others).

MISSISSIPPI STATE QUICK FACTS

LOCATION:

Starkville, Mississippi

FOUNDED:

February 28, 1878

CONFERENCE:

Southeastern (SEC Western Division)

ENROLLMENT:

17,039 (Fall 2007)

COLORS:

Maroon (PMS 202) and White

NICKNAME (MASCOT):

Bulldogs (Bully)

HOME COURT (CAPACITY):

Humphrey Coliseum (10,500)

ALL-TIME RECORD IN HOME ARENA:

326-126 (.721) since 1975-76

ALL-TIME LARGEST HOME CROWD:

10,735 (Feb. 7, 2004 vs Mississippi)

PRESIDENT:

Dr. Robert H. "Doc" Foglesong (W. Va., 1968)

FACULTY ATHLETICS REPRESENTATIVE:

Dr. Steven C. Turner (Mercer, 1975)

DIRECTOR OF ATHLETICS:

Larry Templeton (Mississippi State, 1969)

HEAD BASKETBALL COACH:

Rick Stansbury (Campbellsville, 1982)

MSU Record: 202-111 (10th season)

Career Record: 202-111 (10th season)

ASSISTANT BASKETBALL COACHES:

Robert Kirby (Pan American, 1983)

Phil Cunningham (Campbellsville, 1990)

Marcus Grant (Mississippi State, 1995)

COORDINATOR OF BASKETBALL OPERATIONS:

Talvis Franklin (Mississippi State, 2007)

BASKETBALL TRAINER:

Scott Johnson (West Alabama, 1995)

BASKETBALL SID:

David Rosinski (South Carolina, 1985)

2007-08 SEASON RECORDS:

Overall Record: 17-7

SEC Record: 8-2

FIRST YEAR OF MSU BASKETBALL:

1908-09 (1,219-1,027 in 96th Season)

NCAA TOURNAMENT APPEARANCES:

8 (2005-04-03-02, 1996-95, '91, '63) -- 10-8

BEST NCAA TOURNAMENT FINISHES:

1996 Final Four; 1995 Sweet Sixteen

NIT APPEARANCES:

6 (2007-2001-1999-1994-1990-1979) -- 6-6

BEST NIT FINISH:

2007 National Semifinals

SEC TOURNAMENT CHAMPIONSHIPS:

2 (2002-1996)

SEC OVERALL CHAMPIONSHIPS:

6 (2004-1991-1963-1962-1961-1959)

SEC WESTERN DIVISION TITLES:

5 (2007-2004-2003-1996-1995)

NATIONAL POLLS (Feb. 18, 2008)

THE ASSOCIATED PRESS

TW	TEAM	W-L	PTS	LW
1.	Memphis (72)	25-0	1,800	1
2.	Tennessee	23-2	1,699	4
3.	North Carolina	24-2	1,592	5
4.	Kansas	24-2	1,567	3
5.	Duke	22-2	1,519	2
6.	UCLA	22-3	1,498	6
7.	Texas	21-4	1,310	11
8.	Butler	24-2	1,228	9
9.	Stanford	21-4	1,156	7
10.	Xavier	21-4	1,122	12
11.	Wisconsin	21-4	1,033	15
12.	Georgetown	20-4	989	8
13.	Connecticut	20-5	925	17
14.	Purdue	21-5	877	19
15.	Indiana	21-4	796	13
16.	Drake	23-2	612	14
17.	Washington State	20-5	581	21
18.	Louisville	20-6	543	23
19.	Michigan State	20-5	503	10
20.	Vanderbilt	22-4	432	24
21.	Notre Dame	19-5	361	20
22.	Texas A&M	20-5	345	16
23.	Saint Mary's	22-3	302	25
24.	Kansas State	18-6	247	18
25.	Marquette	18-6	176	NR

USA TODAY/ESPN COACHES

TW	TEAM	W-L	PTS	LW
1.	Memphis (31)	25-0	775	1
2.	Tennessee	23-2	724	4
3.	North Carolina	24-2	685	5
4.	Duke	22-2	668	2
5.	Kansas	24-2	664	3
6.	UCLA	22-3	647	6
7.	Texas	21-4	562	11
8.	Butler	24-2	539	10
9.	Stanford	21-4	486	7
10.	Wisconsin	21-4	452	14
11.	Georgetown	20-4	447	8
12.	Xavier	21-4	446	13
13.	Connecticut	20-5	390	17
14.	Indiana	21-4	369	12
15.	Purdue	21-5	293	23
16.	Vanderbilt	22-4	285	19
17.	Michigan State	20-5	268	9
18.	Drake	23-2	243	15
19.	Washington State	20-5	235	20
20.	Saint Mary's	22-3	204	21
21.	Notre Dame	19-5	186	18
22.	Texas A&M	20-5	142	16
23.	Louisville	20-6	132	NR
24.	Marquette	18-6	108	25
25.	Kansas State	18-6	57	22

MSU EARNs TOP 25 RANKING FOR FIFTH TIME DURING STANSBURY ERA

With their No. 25 ranking three weeks ago in the *USA Today/ESPN* Top 25 coaches poll, coach Rick Stansbury's Mississippi State Bulldogs broke a three-year drought (60 weeks in coaches poll and now 61 weeks in AP poll since AP doesn't have a post-tournament poll) of being unranked nationally in either poll. Earlier in the decade, MState had earned national rankings during four consecutive seasons en route to making four straight NCAA Tournament appearances (2002-05).

Most recently, the 2004-05 MSU club was ranked in both polls during each of the year's first 12 weeks, peaking at No. 11 in the AP Top 25 (15th in coaches poll) the week of Jan. 10, 2005. However, three weeks later (Jan. 31), the Bulldogs fell out of both polls and were not ranked again over the final eight weeks of the campaign. Prior to this week, MState was last ranked in the Top 25 (No. 24 in AP & No. 22 in the coaches poll) on Jan. 24, 2005.

The year prior after only receiving votes for the majority of the non-conference portion of the 2003-04 schedule, Mississippi State appeared in the Top 25 for the first time in the Dec. 29 wire service poll (24th), while having to wait a couple of weeks before cracking the coaches poll at No. 24 in the Jan. 12 rankings. In posting a 26-4 overall record (12-0 on the road) and 14-2 conference mark en route to claiming their first outright SEC championship since 1962-63, the 2003-04 Bulldogs (also known as 'The Road Warriors') were ranked in the AP Top 25 for the final 12 weeks of the season. Featured in the top 10 of both national polls during a seven-week stretch beginning in February, MSU's season-best No. 4 ranking in the Associated Press poll during the weeks of March 8 and Feb. 16 marked the school's highest national ranking in the AP poll since finishing the 1961-62 campaign ranked fourth by both the AP and UPI after posting records of 24-1 overall and 13-1 in SEC play.

In 2002-03, MSU was ranked in the Top 25 of the coaches poll for the entire season, but slipped out of the AP Top 25 for just one week (March 10) to narrowly miss becoming the first State team since coach **Babe McCarthy's** 1958-59 MSU club to remain ranked in the AP poll for an entire season. Ranked as high as No. 7 nationally in the AP's Jan. 6 poll (No. 8 in the coaches poll), the 2002-03 Bulldogs finished the year ranked 20th in the final AP poll.

Stansbury's 2001-02 State squad became the first Bulldog team to earn a Top 25 ranking since coach **Richard Williams'** 1995-96 Final Four contingent. After claiming a 74-69 overtime home win over then-No. 6 Kentucky on Jan. 5, 2002, MSU earned a No. 22 ranking in the AP poll and a No. 24 rating in the coaches poll. The Bulldogs fell out of the rankings the following week, but jumped back in with a season-best No. 17 national AP ranking (18th in the coaches poll) after claiming the 2002 SEC Tournament title. In setting a new school mark with 27 wins, the 2001-02 Bulldogs were ranked 17th by AP and 21st by the coaches in the final polls.

MSU POSTS EIGHTH WIN STREAK OF EIGHT OR MORE GAMES SINCE 1998-99

Mississippi State's nine-game winning streak earlier this season, which had dated back to the team's 85-54 victory at Loyola Marymount on Dec. 19, 2007, ties for the fourth-longest win string for the Bulldogs during the **Rick Stansbury** era (since 1998-99). This year's win streak also marks the eighth time since 1998-99 that MState has reeled off eight or more consecutive victories.

Prior to this season, the 2004-05 State squad was the most recent club to put together an eight-game winning streak. That string three years ago was halted at then-No. 11 Tennessee by a single digit (64-63) on Jan. 12, 2005.

The Bulldogs previously registered double-digit win strings during each of three consecutive seasons (2003-04, 2002-03 & 2001-02). En route to posting a 26-4 overall record (12-0 on the road) and claiming the school's first outright SEC championship since 1962-63 with a 14-2 league mark, Mississippi State set a new school record for most consecutive wins to begin a season with 13 straight victories to open the 2003-04 campaign, including going undefeated (11-0) in regular-season, non-conference competition for the first time since 1978-79. Also that season, the Bulldogs prevailed in eight consecutive SEC contests from mid-January to mid-February to mark MSU's longest regular-season conference winning streak since claiming a school-record 13 straight league triumphs spanning the 1961-62 and 1962-63 seasons.

In 2002-03, the Bulldogs rebounded from a 79-76 season-opening home setback to Louisiana-Lafayette by winning 10 consecutive contests before dropping a 74-66 home decision to then-No. 11 Florida in their SEC opener on Jan. 7, 2003.

During the 2001-02 campaign on the way to setting a new single-season school standard with 27 victories, Mississippi State opened the year with 11 consecutive non-conference wins. Later in the season, the Bulldogs posted nine straight triumphs, which included successive SEC Tournament wins over Florida, LSU and Alabama en route to claiming the school's second league tourney title as well as a first-round NCAA Tournament victory over McNeese State in Dallas.

MSU'S EIGHT WIN STREAKS OF 8 OR MORE GAMES DURING STANSBURY ERA

Streak	First Game of Streak	Last Game of Streak	Streak Snapped
13 Gms	... 11-22-03 vs. UT Martin	... 1-10-04 vs. Arkansas	... 1-13-04 vs. Kentucky
11 Gms	... 11-17-01 vs. Nicholls State	... 12-20-01 vs. Richmond (LV)	... 12-21-01 vs. Cincinnati (LV)
10 Gms	... 11-25-02 vs. McNeese State	... 1-2-03 at UAB	... 1-7-03 vs. Florida
9 Gms	... 12-19-07 at Loyola Marymount	... 1-26-08 vs. Mississippi	... 1-30-08 at Arkansas
9 Gms	... 2-16-02 vs. Auburn	... 3-15-02 vs. McNeese St. (NCAA)	... 3-17-02 vs. Texas (NCAA)
8 Gms	... 12-11-04 vs. UALR	... 1-8-05 at Mississippi	... 1-12-05 at Tennessee
8 Gms	... 1-17-04 at LSU	... 2-14-04 at Arkansas	... 2-21-04 vs. Alabama
8 Gms	... 11-17-98 vs. UAPB (Jackson)	... 12-12-98 vs. Southeastern La.	... 12-21-98 vs. SW La. (Oakland)

FIVE OF MSU'S SEVEN LOSSES HAVE BEEN BY SEVEN POINTS OR LESS

In four of their seven setbacks on the season, the Bulldogs have let late second-half leads slip away. At South Alabama (Dec. 15), MSU held a nine-point lead (58-49) with 6:45 remaining in the game, as well as owning a 13-point cushion (57-44) midway through the second half, before being outscored, 27-10, over the final 10:25 of the game in dropping a 71-67 road decision to the Jaguars. At home against Miami [Fla.] (Dec. 13), MState held a five-point lead (56-51) with 3:36 left before **Jack McClinton** helped ignite UM on a 13-2 run to close the game and come away with a 64-58 road victory. During the third-place game of the inaugural Anaheim Classic, the Bulldogs owned a six-point lead (53-47) over Miami [Ohio] with 7:06 left before being outscored, 20-7, over the final seven minutes in a 67-60 setback to MU. MSU also held a lead (71-70) over Clemson as late as the 2:23 mark prior to falling by a basket (84-82) during the team's second game of the season (Nov. 15 in Starkville).

Even in SEC play the Bulldogs have made things interesting for their home fans. Most recently in Saturday's 80-74 home win over Arkansas, the Bulldogs mounted a 15-point, second-half cushion before the Razorbacks took over the lead by virtue of a 19-2 run. MState maintained its poise with timely baskets and crucial 14-of-18 free-throw shooting over the final 7:30 to secure the victory. In MSU's 69-64 home win over Kentucky (Jan. 15), the Bulldogs held an eight-point lead (65-57) with 30 seconds remaining before the Wildcats clawed back to within two points with nine ticks left. With the team struggling from the line throughout the game (17-33 FTs for 51.5%), State sophomore **Barry Stewart** hit 3-of-4 clutch free throws over the final five seconds to secure the five-point win for MSU.

STANSBURY BECOMES MSTATE'S ALL-TIME WINNINGEST HOOPS COACH

Now in his 10th season at the Mississippi State helm with a career head coaching record of 202-111 (.645), **Rick Stansbury** earlier this season surpassed his former mentor **Richard Williams** (191-163; 1987-98) to become the school's all-time winningest men's basketball coach with the Bulldogs' 95-70 victory at Texas A&M-Corpus Christi on Dec. 21, 2007.

The Bulldogs have averaged 20.6 wins per season and have participated in postseason tournament play seven times (4 NCAA & 3 NIT) in the nine previous seasons since Stansbury became MSU's head coach in 1998. Prior to Stansbury's hiring as head coach, the Bulldogs had made seven total prior postseason tournament appearances in the school's 86 previous seasons of competition.

In addition, Stansbury currently trails only Williams (89) and **Babe McCarthy** (88) for career Southeastern Conference coaching wins in school history. Having guided the Bulldogs to the 2002 SEC Tournament title, SEC Western Division crowns in 2007, 2004 and 2003, and an outright SEC overall championship in 2004, Stansbury currently sports a career coaching mark of 83-71 (.539) in regular-season conference action.

MSU RATES FIRST AMONG WINNINGEST SEC WEST TEAMS SINCE 1998-99

Since 10th-year head coach **Rick Stansbury** took over Mississippi State's basketball coaching duties from **Richard Williams** in 1998, the Bulldogs rate as the winningest SEC Western Division team and the third-winningest hoops program overall in the league behind perennial SEC Eastern Division front-runners Florida and Kentucky. Over the last 10 seasons, MSU's composite record of 202-111 (.645) ranks behind only two-time defending NCAA champion Florida [253-78 (.764)] and Kentucky [241-89 (.730)].

In regular-season SEC play, the Bulldogs (83-71) hold an advantage over nearby rival Alabama (79-76) to continue to rank as the winningest SEC Western Division program, while ranking fourth overall in the league (also behind SEC East foes Kentucky, Florida & Tennessee), since 1998-99.

Additionally, Mississippi State ranks tied for fifth behind Kentucky (17-5), Florida (15-6), Arkansas (11-8) and South Carolina (10-9) in collective SEC Tournament wins dating back to the 1999 postseason. MSU (9-8) is tied with LSU (9-9) with nine victories each in SEC Tournament play since 1999, including a league tournament title in 2002 and a school-first second straight appearance in the SEC Tournament championship game the following year.

TRACKING THE WINNINGEST SEC HOOPS PROGRAMS SINCE 1998-99

<u>School</u>	<u>Overall Record</u>	<u>School</u>	<u>SEC Record</u>	<u>School</u>	<u>SECT Record</u>
Florida	253-78 (.764)	Kentucky	113-41 (.734)	Kentucky	17-5 (.773)
Kentucky	241-89 (.730)	Florida	106-49 (.684)	Florida	15-6 (.714)
Mississippi State	202-111 (.645)	Tennessee	93-62 (.600)	Arkansas	11-8 (.579)
Tennessee	199-107 (.650)	Mississippi State	83-71 (.539)	South Carolina	10-9 (.526)
Alabama	195-120 (.619)	Alabama	79-76 (.510)	MSU/LSU	9-8 (.529)/9-9 (.500)

MSTATE SECURES 10TH STRAIGHT DOUBLE-DIGIT WIN SEASON AT HOME

With Saturday's key 80-74 home triumph over Arkansas, the Bulldogs secured their 10th consecutive season of double-digit home victories under the guidance of 10th-year head coach **Rick Stansbury**. Now 10-3 at home this season, Mississippi State has compiled a 120-28 (.811) overall record at Humphrey Coliseum under Stansbury's direction, including a 58-20 (.744) SEC home mark and a 62-8 (.886) home record against non-conference opponents.

With a 10-3 home record this season (losses to Tennessee, Clemson & Miami, Fla.), MState had its seven-game SEC home winning streak snapped earlier this month with the team's 76-71 setback to then-No. 7 Tennessee. MSU's home win string in league play had dated back to last February.

Including commanding MasterCard NIT home victories over Mississippi Valley State (82-63), Bradley (101-72) and Florida State (86-71), last year's Mississippi State team established a new single-season standard with 16 home victories. With the Bulldogs having now reached twin-digit home wins during each of Stansbury's 10 seasons at the MSU helm, last year's State squad surpassed the 13-home win seasons posted by Stansbury's 2000-01 (13-4) and 2001-02 (13-1) clubs at Humphrey Coliseum, as well as coach **Babe McCarthy**'s 1961-62 (13-0) and 1957-58 (13-0) teams at the 'New Gym' (later called McCarthy Gym).

The Bulldogs have now compiled a 33-season composite record of 326-126 (.721) at "The Hump" since Mississippi State's basketball facility opened prior to the 1975-76 campaign.

TRACKING THE BULLDOGS' HOME SUCCESS UNDER STANSBURY'S GUIDANCE

<u>Season</u>	<u>Overall</u>		<u>SEC</u>		<u>Non-SEC</u>	
	<u>Record</u>	<u>Win %</u>	<u>Record</u>	<u>Win %</u>	<u>Record</u>	<u>Win %</u>
1998-99	12-2	.857	6-2	.750	6-0	1.000
1999-00	10-4	.714	4-4	.500	6-0	1.000
2000-01	13-4	.765	6-2	.750	7-2	.778
2001-02	13-1	.929	7-1	.875	6-0	1.000
2002-03	12-2	.857	7-1	.875	5-1	.833
2003-04	12-2	.857	6-2	.750	6-0	1.000
2004-05	11-2	.846	6-2	.750	5-0	1.000
2005-06	11-5	.688	5-3	.625	6-2	.750
2006-07	16-3	.842	6-2	.750	10-1	.909
2007-08	10-3	.769	5-1	.833	5-2	.714
10-Year Totals	120-28	.811	58-20	.744	62-8	.886

BULLDOGS SIGN OSBY AND BOST DURING EARLY-SIGNING PERIOD

Mississippi State University signed **Romero Osby** of Meridian's Northeast Lauderdale High School and **Dee Bost** of Hargrave Military Academy in Virginia during the early-signing period.

A 6-foot-8, 230-pound forward, Osby was named All-State First Team by *The Clarion-Ledger* newspaper a year ago after averaging 24.0 points, 11.3 rebounds, 3.6 assists and 3.0 blocks per game. The consensus top 50 national prospect helped lead coach **Lewis Lightsey**'s 2006-07 Trojans to a 25-10 record and a quarterfinal-round appearance in the North Mississippi 4A tournament. Most recently, Osby was selected as the most valuable defensive player of the 2007 Mississippi Association of Coaches All-Star Game after posting game-high totals of 21 points and 16 rebounds to help lead the North team to a 117-86 victory over the South squad.

Bost, a 6-foot-2, 170-pound guard out of Concord, N.C., currently competes as a post-graduate player for coach **Kevin Keatts** at Hargrave Military Academy in Chatham, Va. A two-sport standout at Concord (N.C.) High School, Bost became the first athlete in North Carolina history to collect championship-game MVP honors for both basketball and football in the same season. For his collective efforts last season, he was named the *Charlotte Observer*'s NCHSAA Male Athlete of the Year for 2006-07 after leading the Concord Spiders to North Carolina's 3A basketball and football state championships. Bost averaged 17.8 points, five rebounds and four assists per game this past year in leading coach **Andy Poplin**'s CHS team to the 3A state hoops crown.

2007-08 BULLDOG BASKETBALL NOTEBOOK

♦ Wednesday's State-Ole Miss game features the SEC's top two rebounding teams for all games... MSU enters the week topping the league in rebounding (41.1 rpg) and is followed closely by the Rebels (41.0 rpg)... UM leads the SEC in rebounding margin (+6.2 rpg) for all games with MState ranking a close second (+5.7 rpg).

♦ Leading or ranking among the league leaders in several defensive categories, MSU currently owns the unique distinction of pacing the SEC in both field-goal percentage (.473) and field-goal percentage defense (.356) for conference games only... In conference action, MState also tops the league in scoring defense (63.4 ppg) and blocks (9.10 bpg), while standing second in scoring margin (+7.5 ppg) and third in both three-point field-goal percentage defense (.296) and rebounding (39.4 rpg)... For all games, MSU leads the SEC in scoring defense (63.5 ppg), field-goal percentage defense (.366), rebounding (41.1 rpg) and blocked shots (8.46 bpg).

♦ With a 15-5 career record vs. Ole Miss, 10th-year head coach **Rick Stansbury** owns more career wins over the Rebels than against any other team... Stansbury also owns double-digit career win totals against SEC West foes Auburn (12-7), LSU (12-9), Alabama (12-9) and Arkansas (10-12).

♦ On the season, the Bulldogs are 0-5 when trailing at halftime (Tennessee, Arkansas, Miami [OH], Southern Illinois & Clemson), while owning a 17-2 record when leading at the half.

♦ With four players (Gordon, Rhodes, Stewart & Hansbrough) currently averaging 10 or more points per game on the season, the Bulldogs have had four players score in double figures in 11 of 24 contests this season (10-1 record in those games)... MSU has had four players score in twin digits three times during SEC play, including five double-digit scorers in the home win over Ole Miss.

♦ According to research provided by STATS out of Chicago, Mississippi State ranks as one of only five NCAA Division I schools to have three different players record triple-doubles since 1996-97... The other schools are Arizona, Cincinnati, Connecticut and Grambling State... MSU's trio of triple-double achievers over the past four seasons are sophomore **Jarvis Varnado** (this season vs. Kentucky), now-junior **Jamont Gordon** (last season as a sophomore vs. Vanderbilt) and **Lawrence Roberts** (2004-05 vs. Nicholls State).

♦ With a composite overall record of 150-69 (.685) during the past seven seasons combined, the Mississippi State Bulldogs are tied for 30th nationally with both Boston College and Michigan State (and third among SEC teams behind Florida and Kentucky) among the winningest NCAA Division I men's basketball programs dating back to the 2001-02 season (through games of Feb. 18), according to STATS out of Chicago.

♦ Since inter-divisional league play began in 1991-92, the Bulldogs are 95-79 versus the SEC West (60-23 at home & 30-54 on the road) and 54-65 against the SEC East (32-19 at home & 14-34 on the road)... In SEC Tournaments since 1991-92, MSU is 5-2 versus the SEC West and 8-12 against the SEC East... During the **Rick Stansbury** era of Bulldog basketball, MState is 61-42 against the SEC West and 31-37 versus the SEC East.

♦ During the **Rick Stansbury** era of MSU basketball, the Bulldogs are: 163-25 when leading at halftime (17-2 this year); 142-29 when shooting 45% or better from the field (12-1); 164-50 when the opposition shoots less than 45% from the field (15-5); 168-64 when out-rebounding (or tying) the opponent (15-4); 126-22 when holding the opposition to 65 points or less (11-2); 41-41 in games decided by five points or less (1-3); 9-7 in overtime games (0-0); and 16-42 vs. ranked opponents (1-2).

UPDATED MISSISSIPPI STATE CAREER LEADERS

POINTS SCORED

<u>Name</u>	<u>Seasons</u>	<u>G</u>	<u>Pts</u>	<u>Avg</u>
1. Jeff Malone	1980-83	110	2142	19.5
2. Bailey Howell	1957-59	75	2030	27.1
3. Jim Ashmore	1954-57	93	1918	20.6
4. Rickey Brown	1977-80	107	1838	17.2
5. Ray White	1976-79	100	1652	16.5
6. Darryl Wilson	1994-96	93	1619	17.4
7. Jerry Jenkins	1973-75	78	1503	19.3
8. Tony Watts	1989-92	113	1491	13.2
9. Cameron Burns	1989-91	87	1460	16.8
10. Jamont Gordon	2006-08	89	1399	15.7
11. Tang Hamilton	1998-01	123	1307	10.6
12. Rich Knarr	1973-76	97	1305	13.5
13. Timmy Bowers	2001-04	116	1300	11.2
14. Jack Bouldin	1970-72	75	1257	16.8
15. Jerry Graves	1959-61	74	1245	16.8
16. Charles Rhodes	2005-08	100	1235	12.4
17. Erick Dampier	1994-96	93	1231	13.2
18. Dave Williams	1966-68	76	1219	16.0
Leland Mitchell	1961-63	78	1219	15.6
20. Mario Austin	2001-03	91	1199	13.2
21. Marckell Patterson	1999-02	122	1168	9.6
22. Gary Hooker	1976-78	80	1144	14.3
23. Wiley Peck	1976-79	107	1136	10.6
24. Greg Carter	1988-91	114	1123	9.9
25. Tyrone Washington	1996-99	123	1119	9.1
26. W.D. "Red" Stroud	1961-63	74	1116	15.1
27. Larry Fry	1973-75	78	1079	13.8
28. Lawrence Roberts	2004-05	62	1048	16.9
29. Greg Lockhart	1986-89	100	1042	10.4

FIELD GOALS MADE

<u>Name</u>	<u>Seasons</u>	<u>G</u>	<u>FGM</u>	<u>FGA</u>
1. Jeff Malone	1980-83	110	906	1768
2. Rickey Brown	1977-80	107	774	1624
3. Jim Ashmore	1954-57	93	706	1694
4. Ray White	1976-79	100	684	1414
5. Bailey Howell	1957-59	75	674	1285
6. Jerry Jenkins	1973-75	78	603	1305
7. Cameron Burns	1989-91	87	563	959
8. Tony Watts	1989-92	113	561	1217
9. Rich Knarr	1973-76	97	542	1246
10. Jack Bouldin	1970-72	75	511	1191
-- Charles Rhodes	2005-08	100	483	866
-- Jamont Gordon	2006-08	89	462	1099

FIELD GOALS ATTEMPTED

<u>Name</u>	<u>Seasons</u>	<u>G</u>	<u>FGM</u>	<u>FGA</u>
1. Jeff Malone	1980-83	110	906	1768
2. Jim Ashmore	1954-57	93	706	1694
3. Rickey Brown	1977-80	107	774	1624
4. Ray White	1976-79	100	684	1414
5. Jerry Jenkins	1973-75	78	603	1305
6. Bailey Howell	1957-59	75	674	1285
7. Rich Knarr	1973-76	97	542	1246
8. Tony Watts	1989-92	113	561	1217
9. Jack Bouldin	1970-72	75	511	1191
10. Dave Williams	1966-68	76	492	1163
-- Jamont Gordon	2006-08	89	462	1099

FIELD GOAL PERCENTAGE (MIN. 200 FGA)

<u>Name</u>	<u>Seasons</u>	<u>FGM</u>	<u>FGA</u>	<u>Pct</u>
1. Jarvis Varnado	2007-08	147	229	.642
2. Bill Singletary	1972-74	192	305	.630
3. Tony Robinson	1984-85	161	269	.599
4. David Domingue	1991-94	125	210	.595
5. Erick Dampier	1994-96	481	819	.587
6. Cameron Burns	1989-91	563	959	.587
7. Wiley Peck	1976-79	439	759	.578
8. Ervin Dillon	1985-86	152	265	.574
9. Larry Fry	1973-75	431	761	.566
10. Robert Jackson	1999-01	323	574	.563
-- Charles Rhodes	2005-08	483	866	.558

3-POINT FIELD GOALS MADE

<u>Name</u>	<u>Seasons</u>	<u>G</u>	<u>FGM</u>	<u>FGA</u>
1. Darryl Wilson	1994-96	93	258	645
2. Timmy Bowers	2001-04	116	197	533
3. Tony Watts	1989-92	113	166	449
4. Marcus Grant	1992-95	105	164	461
5. Bart Hyche	1996-99	119	161	483
6. Winsome Frazier	2002-05	106	160	462
7. Tang Hamilton	1998-01	123	132	408
8. Antonio Jackson	2000-01	61	124	351
9. Reginald Delk	2006-07	65	122	322
10. Barry Stewart	2007-08	59	113	296
-- Jamont Gordon	2006-08	89	112	354
-- Ben Hansbrough	2007-08	55	87	223

3-POINT FIELD GOALS ATT.

<u>Name</u>	<u>Seasons</u>	<u>G</u>	<u>FGM</u>	<u>FGA</u>
1. Darryl Wilson	1994-96	93	258	645
2. Timmy Bowers	2001-04	116	197	533
3. Bart Hyche	1996-99	119	161	483
4. Winsome Frazier	2002-05	106	160	462
5. Marcus Grant	1992-95	105	164	461
6. Tony Watts	1989-92	113	166	449
7. Tang Hamilton	1998-01	123	132	408
8. Jamont Gordon	2006-08	89	112	354
9. Antonio Jackson	2000-01	61	124	351
10. Reginald Delk	2006-07	65	122	322
-- Barry Stewart	2007-08	59	113	296

3-POINT FIELD GOAL PCT. (MIN. 100 FGA)

<u>Name</u>	<u>Seasons</u>	<u>FGM</u>	<u>FGA</u>	<u>Pct</u>
1. Shane Power	2004-05	95	228	.417
2. Marcus Bullard	1995-96	99	243	.407
3. Darryl Wilson	1994-96	258	645	.400
4. Ben Hansbrough	2007-08	87	223	.390
5. Barry Stewart	2007-08	113	296	.382
6. Orien Watson	1991-93	71	187	.380
7. Reginald Delk	2006-07	122	322	.379
8. Brad Smith	1990-92	62	166	.374
9. Doug Hartsfield	1988-91	111	299	.371
10. Tony Watts	1989-92	166	449	.370

FREE THROWS MADE

<u>Name</u>	<u>Seasons</u>	<u>G</u>	<u>FTM</u>	<u>FTA</u>
1. Bailey Howell	1957-59	75	682	892
2. Jim Ashmore	1954-57	93	506	683
3. Jerry Graves	1959-61	74	467	587
4. Darryl Wilson	1994-96	93	439	541
5. Jamont Gordon	2006-08	89	363	525
6. Cameron Burns	1989-91	87	334	534
7. Lawrence Roberts	2004-05	62	332	515
8. Jeff Malone	1980-83	110	330	408
9. Jerry Jenkins	1973-75	78	297	368
10. Red Stroud	1961-63	74	296	359
-- Charles Rhodes	2005-08	100	261	378

FREE THROWS ATTEMPTED

<u>Name</u>	<u>Seasons</u>	<u>G</u>	<u>FTM</u>	<u>FTA</u>
1. Bailey Howell	1957-59	75	682	892
2. Jim Ashmore	1954-57	93	506	683
3. Jerry Graves	1959-61	74	467	587
4. Darryl Wilson	1994-96	93	439	541
5. Cameron Burns	1989-91	87	334	534
6. Jamont Gordon	2006-08	89	363	525
7. Lawrence Roberts	2004-05	62	332	515
8. Erick Dampier	1994-96	93	269	475
9. Wiley Peck	1976-79	107	258	456
10. Mario Austin	2001-03	91	279	423
-- Charles Rhodes	2005-08	100	261	378

REBOUNDS

<u>Name</u>	<u>Seasons</u>	<u>G</u>	<u>Rebs</u>	<u>Avg</u>
1. Bailey Howell	1957-59	75	1277	17.0
2. Rickey Brown	1977-80	107	1092	10.2
3. Wiley Peck	1976-79	107	964	9.0
4. Erick Dampier	1994-96	93	859	9.2
5. Tyrone Washington	1996-99	123	847	6.9
6. Kalpatrick Wells	1980-83	110	830	7.5
7. Dave Williams	1966-68	76	772	10.2
8. Jack Houston	1952-55	76	753	9.9
9. Jerry Graves	1959-61	74	713	9.6
10. Leland Mitchell	1961-63	78	705	9.0
11. Tang Hamilton	1998-01	123	677	5.5
12. Charles Hull	1958-60	75	661	8.8
13. Lawrence Roberts	2004-05	62	654	10.5
14. Larry Fry	1973-75	78	628	8.1
15. Greg Carter	1988-91	114	611	5.4
16. Jamont Gordon	2006-08	89	606	6.8
17. Charles Rhodes	2005-08	100	603	6.0
18. Joe Dan Gold	1961-63	77	600	7.8
19. Terry Kusnierz	1972-74	76	592	7.8
20. Cameron Burns	1989-91	87	571	6.6

ASSISTS

<u>Name</u>	<u>Seasons</u>	<u>G</u>	<u>Asst</u>	<u>Avg</u>
1. Derrick Zimmerman	2000-03	127	514	4.0
2. Al Perry	1975-78	102	510	5.0
3. Chuck Evans	1992-93	57	454	8.0
4. Jamont Gordon	2006-08	89	432	4.9
5. Doug Hartsfield	1988-91	114	413	3.6
6. Jack Bouldin	1970-72	75	357	4.8
7. Detrick White	1998-99	63	351	5.6
8. Butch Pierre	1981-84	105	342	3.3
9. Rich Knarr	1973-76	97	326	3.4
10. Ray White	1976-79	100	314	3.1

BLOCKED SHOTS

<u>Name</u>	<u>Seasons</u>	<u>G</u>	<u>BS</u>	<u>Avg</u>
1. Erick Dampier	1994-96	93	249	2.7
2. Tyrone Washington	1996-99	123	198	1.6
3. Kalpatrick Wells	1980-83	110	183	1.7
4. Jarvis Varnado	2007-08	59	181	3.1
5. Rickey Brown	1977-80	107	163	1.5
6. Charles Rhodes	2005-08	100	132	1.3
7. Wiley Peck	1976-79	107	117	1.1
8. Derrick Zimmerman	2000-03	127	89	0.7
9. Marcus Campbell	2002-05	122	87	0.7
10. Marcus Grant	1992-95	105	72	0.7

STEALS

<u>Name</u>	<u>Seasons</u>	<u>G</u>	<u>Stl</u>	<u>Avg</u>
1. Ray White	1976-79	100	217	2.2
2. Derrick Zimmerman	2000-03	127	205	1.6
3. Chuck Evans	1992-93	57	165	2.9
4. Timmy Bowers	2001-04	116	161	1.4
5. Tony Watts	1989-92	113	154	1.4
6. Winsome Frazier	2002-05	106	147	1.4
7. Darryl Wilson	1994-96	93	140	1.5
8. Terry Lewis	1980-83	90	139	1.5
9. Al Perry	1975-78	102	127	1.2
10. Greg Lockhart	1986-89	100	122	1.2
-- Jamont Gordon	2006-08	89	106	1.2

UPDATED MISSISSIPPI STATE SEASON LEADERS

POINTS SCORED

<u>Name</u>	<u>Season</u>	<u>G</u>	<u>Pts</u>	<u>Avg</u>
1. Jeff Malone	1982-83	29	777	26.8
2. Jim Ashmore	1956-57	25	708	28.3
3. Bailey Howell	1957-58	25	695	27.8
4. Bailey Howell	1958-59	25	688	27.5
5. Bailey Howell	1956-57	25	647	25.9
6. Darryl Wilson	1995-96	34	613	18.0
7. Jerry Jenkins	1974-75	26	575	22.1
8. Mario Austin	2001-02	35	565	16.1
9. Jamont Gordon	2006-07	35	561	16.0
10. Rickey Brown	1979-80	27	553	20.5
-- Jamont Gordon	2007-08	24	425	17.7

FIELD GOALS MADE

<u>Name</u>	<u>Season</u>	<u>FGM</u>	<u>FGA</u>	<u>Pct</u>
1. Jeff Malone	1982-83	323	608	.531
2. Jim Ashmore	1956-57	270	616	.438
3. Rickey Brown	1979-80	231	471	.490
4. Bailey Howell	1958-59	231	464	.498
5. Jerry Jenkins	1974-75	227	469	.484
6. Bailey Howell	1957-58	226	439	.515
7. Jeff Malone	1981-82	225	410	.549
8. Rickey Brown	1976-77	225	443	.508
9. Jeff Malone	1980-81	219	447	.490
10. Bailey Howell	1956-57	217	382	.568
-- Jamont Gordon	2007-08	142	326	.436

FIELD GOALS ATTEMPTED

<u>Name</u>	<u>Season</u>	<u>FGM</u>	<u>FGA</u>	<u>Pct</u>
1. Jim Ashmore	1956-57	270	616	.438
2. Jeff Malone	1982-83	323	608	.531
3. Rickey Brown	1979-80	231	471	.490
4. Jerry Jenkins	1974-75	227	469	.484
5. Jim Ashmore	1954-55	193	465	.415
6. Bailey Howell	1958-59	231	464	.498
7. Jim Ashmore	1955-56	186	455	.409
8. Dave Williams	1965-66	212	453	.468
9. Jeff Malone	1980-81	219	447	.490
10. Rickey Brown	1976-77	225	443	.508
-- Jamont Gordon	2007-08	142	326	.436

FIELD GOAL PERCENTAGE (Min. 125 FGA)

<u>Name</u>	<u>Season</u>	<u>FGM</u>	<u>FGA</u>	<u>Pct</u>
1. Cameron Burns	1988-89	167	249	.671
2. Bill Singletary	1973-74	125	188	.665
3. Wiley Peck	1978-79	154	239	.644
4. Erick Dampier	1994-95	153	239	.640
5. Tony Robinson	1984-85	104	167	.623
6. Ervin Dillon	1984-85	85	140	.607
7. Larry Fry	1973-74	141	233	.605
8. Butch Pierre	1981-82	80	133	.602
9. Robert Jackson	1999-00	133	222	.599
10. Bubba Wilson	1993-94	76	127	.598
-- Jarvis Varnado	2007-08	72	113	.637

3-POINT FIELD GOALS MADE

<u>Name</u>	<u>Season</u>	<u>FGM</u>	<u>FGA</u>	<u>Pct</u>
1. Darryl Wilson	1995-96	97	237	.409
2. Darryl Wilson	1994-95	94	227	.414
3. Bart Hyche	1996-97	75	205	.366
4. Timmy Bowers	2003-04	71	202	.351
5. Timmy Bowers	2002-03	70	170	.412
6. Marcus Bullard	1995-96	70	172	.407
7. Barry Stewart	2006-07	68	174	.391
8. Darryl Wilson	1993-94	67	181	.370
9. Antonio Jackson	1999-00	65	169	.385
10. Reginald Delk	2006-07	63	178	.354
11. Marcus Grant	1994-95	63	172	.366
-- Barry Stewart	2007-08	45	122	.369
-- Jamont Gordon	2007-08	43	129	.333
-- Ben Hansbrough	2007-08	40	109	.367

3-POINT FIELD GOALS ATT.

<u>Name</u>	<u>Season</u>	<u>FGM</u>	<u>FGA</u>	<u>Pct</u>
1. Darryl Wilson	1995-96	97	237	.409
2. Darryl Wilson	1994-95	94	227	.414
3. Bart Hyche	1996-97	75	205	.366
4. Timmy Bowers	2003-04	71	202	.351
5. Winsome Frazier	2003-04	62	184	.337
6. Antonio Jackson	2000-01	59	182	.324
7. Darryl Wilson	1993-94	67	181	.370
8. Reginald Delk	2006-07	63	178	.354
9. Detrick White	1998-99	58	176	.330
10. Barry Stewart	2006-07	68	174	.391
-- Jamont Gordon	2007-08	43	129	.333
-- Barry Stewart	2007-08	45	122	.369
-- Ben Hansbrough	2007-08	40	109	.367

FREE THROWS MADE

<u>Name</u>	<u>Season</u>	<u>FTM</u>	<u>FTA</u>	<u>Pct</u>
1. Bailey Howell	1957-58	243	315	.771
2. Bailey Howell	1958-59	226	292	.774
3. Jerry Graves	1960-61	216	270	.800
4. Bailey Howell	1956-57	213	285	.747
5. Lawrence Roberts	2004-05	188	288	.653
6. Jerry Graves	1959-60	173	216	.801
7. Jim Ashmore	1956-57	168	237	.709
8. Jim Ashmore	1955-56	164	214	.766
9. Darryl Wilson	1995-96	160	201	.796
10. Jamont Gordon	2006-07	157	222	.707
-- Jamont Gordon	2007-08	98	136	.721

FREE THROWS ATTEMPTED

<u>Name</u>	<u>Season</u>	<u>FTM</u>	<u>FTA</u>	<u>Pct</u>
1. Bailey Howell	1957-58	243	315	.771
2. Bailey Howell	1958-59	226	292	.774
3. Lawrence Roberts	2004-05	188	288	.653
4. Bailey Howell	1956-57	213	285	.747
5. Jerry Graves	1960-61	216	270	.800
6. Jim Ashmore	1956-57	168	237	.709
7. Coyte Vance	1951-52	147	231	.636
8. Lawrence Roberts	2003-04	144	227	.634
9. Jamont Gordon	2006-07	157	222	.707
10. Mario Austin	2001-02	146	222	.658
-- Jamont Gordon	2007-08	98	136	.721

ASSISTS

<u>Name</u>	<u>Season</u>	<u>G</u>	<u>Asst</u>	<u>Avg</u>
1. Chuck Evans	1992-93	29	235	8.1
2. Chuck Evans	1991-92	28	219	7.8
3. Derrick Zimmerman	2001-02	35	210	6.0
4. Al Perry	1975-76	26	207	8.0
5. Al Perry	1976-77	27	199	7.4
6. Jamont Gordon	2006-07	35	187	5.3
7. Detrick White	1998-99	33	185	5.6
8. Marcus Bullard	1995-96	34	175	5.2
9. Derrick Zimmerman	2002-03	31	172	5.5
10. Detrick White	1997-98	30	166	5.5
-- Jamont Gordon	2007-08	24	116	4.8

BLOCKED SHOTS

<u>Name</u>	<u>Season</u>	<u>G</u>	<u>BS</u>	<u>Avg</u>
1. Jarvis Varnado	2007-08	24	114	4.8
2. Erick Dampier	1995-96	34	106	3.1
3. Erick Dampier	1994-95	30	78	2.6
4. Jarvis Varnado	2006-07	35	67	1.9
5. Tyrone Washington	1998-99	33	65	2.0
6. Erick Dampier	1993-94	29	65	2.2
7. Charles Rhodes	2006-07	34	64	1.9
8. Kalpatrick Wells	1982-83	29	63	2.2
9. Tyrone Washington	1997-98	29	61	2.1
10. Tyrone Washington	1996-97	30	59	2.0

ALL-TIME SEC SEASON BLOCKED SHOTS LEADERS

<u>Name (Team)</u>	<u>Season</u>	<u>G</u>	<u>BS</u>	<u>Avg</u>
1. Shaquille O'Neal (LSU)	1991-92	30	157	5.2
2. Roy Rogers (Alabama)	1995-96	32	156	4.9
3. Shaquille O'Neal (LSU)	1990-91	28	140	5.0
4. Kyle Davis (Auburn)	2002-03	34	126	3.7
5. Robert Horry (Alabama)	1991-92	35	121	3.5
6. Shaquille O'Neal (LSU)	1989-90	32	115	3.6
7. Jarvis Varnado (MSU)	2007-08	24	114	4.8
8. Erick Dampier (MSU)	1995-96	34	106	3.1
9. Steven Hill (Arkansas)	2006-07	35	99	2.8
10. Tyrus Thomas (LSU)	2005-06	32	99	3.1

MSU CURRENT PLAYER CAREER STATISTICAL UPDATE

DOUBLE-DOUBLE HISTORY CURRENT MSU PLAYERS

CHARLES RHODES (13)

2-9-08 at Auburn -- 17 points & 10 rebounds
2-2-08 vs. Tennessee -- 15 points & 10 rebounds
1-30-08 at Arkansas -- 11 points & 15 rebounds
12-21-07 at Texas A&M-Corpus Christi -- 26 pts & 10 rebs
12-19-07 at Loyola Marymount -- 14 points & 10 rebounds
11-25-07 vs. Miami [OH] -- 25 points & 10 rebounds
11-22-07 vs. UC Irvine -- 11 points & 11 rebounds

3-27-07 vs. West Virginia-NIT -- 10 points & 10 rebounds
1-7-07 at Tennessee -- 15 points & 10 rebounds

2-22-06 at Auburn -- 17 points & 11 rebounds
2-4-06 vs. Auburn -- 21 points & 19 rebounds
2-1-06 vs. Kentucky -- 21 points & 11 rebounds
12-15-05 vs. Jacksonville St. -- 24 points & 18 rebounds

JAMONT GORDON (13)

2-9-08 at Auburn -- 24 points & 13 rebounds
2-6-08 vs. Alabama -- 17 points & 10 assists
11-15-07 vs. Clemson -- 23 points & 12 rebounds

3-17-07 vs. Bradley-NIT -- 20 points & 10 assists
3-9-07 vs. Kentucky-SECT -- 26 points & 11 rebounds
2-21-07 vs. Vanderbilt -- 15 pts, 12 rebs & 10 asts
1-20-07 vs. Auburn -- 11 points & 11 rebounds
1-7-07 at Tennessee -- 25 points & 11 rebounds
11-29-06 vs. Charlotte -- 20 points & 12 rebounds

3-9-06 vs. S. Carolina-SECT -- 11 points & 11 rebounds
2-25-06 vs. Georgia -- 13 points & 12 rebounds
1-18-06 vs. LSU -- 17 points & 13 rebounds
12-10-05 vs. Troy -- 17 points & 10 rebounds

JARVIS VARNADO (5)

2-16-08 vs. Arkansas -- 10 points & 10 rebounds
1-15-08 vs. Kentucky -- 10 pts, 12 rebs & 10 blks
1-9-08 at LSU -- 13 points & 17 rebounds
1-5-08 vs. Lafayette -- 16 points & 12 rebounds

12-21-06 vs. New Orleans -- 13 points & 15 rebounds

BRIAN JOHNSON (1)

3-20-06 vs. Clemson-NIT -- 13 points & 13 rebounds

BARRY STEWART (1)

11-10-07 vs. Louisiana Tech -- 13 points & 11 rebounds

PHIL TURNER (1)

12-30-07 vs. Missouri -- 12 points & 10 rebounds

CAREER 20-POINT GAMES

JAMONT GORDON (21)

27 at Alabama (2-7-07)
26 vs. Kentucky-SECT (3-9-07)
25 at Loyola Marymount (12-19-07)
25 vs. Southeastern Louisiana (12-8-07)
25 at Tennessee (1-7-07)
24 at Auburn (2-9-08)
24 at Arkansas (1-30-08)
24 at Alabama (1-19-08)
24 vs. Kentucky (1-15-08)
24 vs. Texas A&M-Corpus Christi (12-2-06)
23 vs. Clemson (11-15-07)
23 at Arkansas (2-28-07)
21 vs. Louisiana Tech (11-10-07)
21 vs. Winthrop (11-18-06)
20 vs. Missouri (12-30-07)
20 vs. Southern Illinois (11-23-07)
20 vs. Bradley-NIT (3-17-07)
20 at Mississippi (1-30-07)
20 vs. Charlotte (11-29-06)
20 vs. Liberty (12-19-05)
20 vs. Santa Clara (12-3-05)

CHARLES RHODES (17)

27 vs. Georgia (2-25-06)
26 vs. Mississippi (1-26-08)
26 at Texas A&M-Corpus Christi (12-21-07)
25 vs. Miami [OH] (11-25-07)
25 at Auburn (2-10-07)
25 vs. New Orleans (12-21-06)
24 vs. Arkansas (2-16-08)
24 at Mississippi (1-30-07)
24 at Mississippi (1-14-06)
24 vs. Jacksonville State (12-15-05)
23 vs. Vanderbilt (2-21-07)
22 vs. Murray State (12-1-07)
22 at Arkansas (2-28-07)
21 vs. Mississippi Valley State-NIT (3-13-07)
21 vs. Auburn (2-4-06)
21 vs. Kentucky (2-1-06)
20 at Clemson (11-21-06)

BARRY STEWART (4)

24 vs. Missouri (12-30-07)
22 vs. Auburn (1-20-07)
22 at Miami [FL] (12-11-06)
21 vs. Tennessee (2-2-08)

BEN HANSBROUGH (3)

23 vs. Texas A&M-Corpus Christi (12-2-06)
20 at Auburn (2-9-08)
20 vs. UT Martin (11-17-07)

CAREER 10-ASSIST GAMES

JAMONT GORDON (3)

10 vs. Alabama (2-6-08)
10 vs. Bradley-NIT (3-17-07)
10 vs. Vanderbilt (2-21-07)

CAREER 10-BLOCK GAMES

JARVIS VARNADO (3)

10 vs. Kentucky (1-15-08)
10 vs. Georgia (1-12-08)
10 vs. Miami [FL] (12-13-07)

CAREER 10-REBOUND GAMES

CHARLES RHODES (14)

19 vs. Auburn (2-4-06)
18 vs. Jacksonville State (12-15-05)
15 at Arkansas (1-30-08)
12 at Kentucky (1-13-07)
11 vs. UC Irvine (11-22-07)
11 at Auburn (2-22-06)
11 vs. Kentucky (2-1-06)
10 at Auburn (2-9-08)
10 vs. Tennessee (2-2-08)
10 at Texas A&M-Corpus Christi (12-21-07)
10 at Loyola Marymount (12-19-07)
10 vs. Miami [OH] (11-25-07)
10 vs. West Virginia-NIT (3-27-07)
10 at Tennessee (1-7-07)

JAMONT GORDON (13)

13 at Auburn (2-9-08)
13 at South Alabama (12-15-07)
13 vs. LSU (1-18-06)
12 vs. Clemson (11-15-07)
12 vs. Vanderbilt (2-21-07)
12 vs. Charlotte (11-29-06)
12 vs. Georgia (2-25-06)
11 vs. Kentucky-SECT (3-9-07)
11 vs. Auburn (1-20-07)
11 at Tennessee (1-7-07)
11 at Clemson (11-21-06)
11 vs. South Carolina-SECT (3-9-06)
10 vs. Troy (12-10-05)

JARVIS VARNADO (9)

17 at LSU (1-9-08)
16 vs. UT Martin (11-17-07)
15 vs. New Orleans (12-21-06)
12 vs. Kentucky (1-15-08)
12 vs. Lafayette (1-5-08)
12 vs. Clemson (11-15-07)
12 vs. Bradley-NIT (3-17-07)
10 vs. Arkansas (2-16-08)
10 at South Alabama (12-15-07)

BRIAN JOHNSON (2)

13 vs. Clemson-NIT (3-20-06)
10 vs. Missouri State-NIT (3-22-06)

BARRY STEWART (1)

11 vs. Louisiana Tech (11-10-07)

PHIL TURNER (1)

10 vs. Missouri (12-30-07)

2007-08

PRESEASON SEC MEDIA POLL

EASTERN DIVISION

1. Tennessee* (30).....	180
2. Kentucky	142
3. Florida	103
4. Vanderbilt	98
5. Georgia	69
6. South Carolina	38

WESTERN DIVISION

1. Arkansas (18).....	168
2. Mississippi State (10)	148
3. Alabama (1).....	111
4. Auburn (1).....	94
5. LSU	63
6. Mississippi.....	46

First-place votes are listed in parentheses;

** - Unanimous selection*

SEC Champion: Tennessee (28); Miss. State (2)

FIRST TEAM PRESEASON ALL-SEC

Richard Hendrix, Alabama

Patrick Beverley, Arkansas

Jamont Gordon, Mississippi State (2)

Chris Lofton, Tennessee (27)

Shan Foster, Vanderbilt

SECOND TEAM PRESEASON ALL-SEC

Steven Hill, Arkansas

Charles Rhodes, Mississippi State

Tasmin Mitchell, LSU

Dwayne Curtis, Mississippi

Tyler Smith, Tennessee (1)

Player of the Year votes are listed in parentheses.

2007-08

PRESEASON COACHES ALL-SEC

FIRST TEAM PRESEASON ALL-SEC

Richard Hendrix, Alabama#

Patrick Beverley, Arkansas

Ramel Bradley, Kentucky

Tasmin Mitchell, LSU#

Jamont Gordon, Mississippi State#

Charles Rhodes, Mississippi State

Chris Lofton, Tennessee#

Shan Foster, Vanderbilt#

SECOND TEAM PRESEASON ALL-SEC

Alonzo Gee, Alabama

Steven Hill, Arkansas

Charles Thomas, Arkansas

Sonny Weems, Arkansas

Marreese Speights, Florida

Sundiata Gaines, Georgia

Joe Crawford, Kentucky

Dwayne Curtis, Mississippi

JaJuan Smith, Tennessee

Tyler Smith, Tennessee

- Unanimous Selection; Ties are not broken

2007-08 MISSISSIPPI STATE UNIVERSITY BULLDOGS

<u>No</u>	<u>NAME</u>	<u>Pos</u>	<u>Ht</u>	<u>Wt</u>	<u>Cl</u>	<u>EXP</u>	<u>HOMETOWN (PREVIOUS SCHOOL)</u>
2	Ravern Johnson	G/F	6-7	175	Fr.	HS	Lyon, MS (Coahoma County HS)
3	Billy Begley	G	6-1	190	Sr.	3L	Henderson, KY (Notre Dame Prep [MA])
10	Joseph Iupe	G	6-1	160	So.	1L	Madison, MS (Madison Central HS)
11	Ben Hansbrough	G	6-3	205	So.	1L	Poplar Bluff, MO (Poplar Bluff HS)
14	Rod Bryant	G	6-1	165	Fr.	HS	Birmingham, AL (G.W. Carver HS)
15	Riley Benock	G	6-4	180	Fr.	HS	Battletown, KY (Meade County HS)
21	Brian Johnson	F/C	6-9	245	Jr.	TR	Laurinburg, NC (Univ. of Louisville)
22	Barry Stewart	G	6-2	170	So.	1L	Shelbyville, TN (Shelbyville Central HS)
23	Charles Rhodes	F/C	6-8	245	Sr.	3L	Jackson, MS (Lanier HS)
24	Kodi Augustus	F	6-8	220	Fr.	PS	Baton Rouge, LA (Maine Central Inst.)
25	Phil Turner	G	6-3	170	Fr.	RS	Grenada, MS (Grenada HS)
32	Jarvis Varnado	F/C	6-9	210	So.	1L	Brownsville, TN (Haywood HS)
33	Brandon Bolen	G	6-3	195	Fr.	HS	Madison, MS (Madison-Ridgeland Acad.)
44	Jamont Gordon	G/F	6-4	230	Jr.	2L	Nashville, TN (Oak Hill Academy [VA])
45	Elgin Bailey	F/C	6-8	265	Fr.	HS	New Orleans, LA (Belaire HS)

Head Coach: Rick Stansbury (Campbellsville, 1982 - 10th year)

Asst. Coach: Robert Kirby (Pan American, 1983 - 10th year)

Asst. Coach: Phil Cunningham (Campbellsville, 1990 - 8th year)

Asst. Coach: Marcus Grant (Mississippi State, 1995 - 4th year)

Coord. of BB Ops: Talvis Franklin (Miss. State, 2007 - 1st year)

PRONUNCIATION GUIDE

Riley Benock: BEE-knock

Ben Hansbrough: HANDS-bro

Joseph Iupe: Eye-YOOP

Ravern Johnson: RAY-vern

Jarvis Varnado: Vur-NAR-doe

MISSISSIPPI STATE BASKETBALL ROSTER BREAKDOWN

By Class:

<u>Seniors</u>	<u>Juniors</u>	<u>Sophomores</u>	<u>Freshmen</u>
Begley	Gordon	Hansbrough	Augustus
Rhodes	B. Johnson	Iupe	Bailey
		Stewart	Benock
		Varnado	Bolen
			Bryant
			R. Johnson
			Turner

By State/Country:

Mississippi (5): Bolen, Iupe, R. Johnson, Rhodes, Turner
Tennessee (3): Gordon, Stewart, Varnado
Kentucky (2): Begley, Benock
Louisiana (2): Augustus, Bailey
Alabama (1): Bryant
Missouri (1): Hansbrough
North Carolina (1): B. Johnson

2007-08 SEC MEN'S BASKETBALL STANDINGS

(Through Games of February 16, 2008)

WESTERN DIVISION

<u>Team</u>	<u>SEC</u>	<u>Pct.</u>	<u>Overall</u>	<u>Pct.</u>
Mississippi State	8-2	.800	17-7	.708
Arkansas	6-4	.600	17-7	.708
Mississippi	3-7	.300	17-7	.708
Auburn	3-7	.300	13-10	.565
Alabama	3-8	.273	14-12	.538
LSU	2-8	.200	9-15	.375

EASTERN DIVISION

<u>Team</u>	<u>SEC</u>	<u>Pct.</u>	<u>Overall</u>	<u>Pct.</u>
Tennessee	10-1	.909	23-2	.920
Kentucky	7-3	.700	13-10	.565
Vanderbilt	7-4	.636	22-4	.846
Florida	6-5	.545	19-7	.731
South Carolina	4-6	.400	12-12	.500
Georgia	3-7	.300	12-11	.522

THIS WEEK'S SEC MEN'S BASKETBALL SCHEDULE

Tuesday, February 19, 2008

Georgia at Kentucky [ESPN] - 9 p.m. ET

Wednesday, February 20, 2008

Auburn at Tennessee - 7:30 p.m. ET

LSU at Arkansas [RS] - 7 p.m. CT

Mississippi State at Mississippi [CSS-TD] - 7 p.m. CT

South Carolina at Florida [RS] - 8 p.m. ET

Saturday, February 23, 2008

Arkansas at Kentucky [CBS] - 2 p.m. ET

Georgia at Vanderbilt [RS] - 3 p.m. CT

Mississippi State at South Carolina [RS] - 4 p.m. ET

Mississippi at LSU [FSN/SUN] - 5 p.m. CT

Tennessee at Memphis [ESPN] - 8 p.m. CT

Sunday, February 24, 2008

Alabama at Auburn [CBS] - 1 p.m. CT

MSU in the SEC (Thru All Games of Feb. 16)

TEAM RANKINGS

Category	Stats	SEC Rank
Scoring	73.3 ppg	8th
Scoring Defense	63.5 ppg	1st
Scoring Margin	+9.9 ppg	3rd
Rebounding	41.1 rpg	1st
Opp. Rebounds	35.5 rpg	8th
Rebound Margin	+5.7 rpg	2nd
Off. Rebounds	12.58 rpg	6th
Def. Rebounds	28.54 rpg	1st
FG Percentage	46.8%	5th
Opp. FG Pct.	36.6%	1st
3-pt FG Pct.	34.4%	9th
Opp. 3-pt FG Pct.	31.5%	3rd
3-pt FGs/game	7.17/gm	7th
FT Percentage	63.3%	11th
Assists	13.33 apg	9th
Blocks	8.46 bpg	1st
Steals	6.50 spg	11th
Turnover Margin	-2.50	11th
Assist:TO Ratio	0.84	9th

INDIVIDUAL RANKINGS

Category	Player (Stats)	SEC Rank
Scoring	Gordon (17.7 ppg)	5th
	Rhodes (15.3 ppg)	13th
	Stewart (12.3 ppg)	28th
Rebounding	Varnado (7.9 rpg)	4th
	Rhodes (7.3 rpg)	7th
	Gordon (6.4 rpg)	14th
Off. Rebs	Rhodes (2.76 drpg)	6th
Def. Rebs	Varnado (5.50 drpg)	3rd
	Gordon (5.04 drpg)	5th
FG Pct.	Rhodes (55.1%)	7th
	Gordon (43.6%)	14th
3FG Pct.	Hansbrough (36.7%)	9th
3-pt FG/gm	Hansbrough (2.00/gm)	11th
	Stewart (1.88/gm)	12th
FT Pct.	Gordon (72.1%)	10th
Assists	Gordon (4.83 apg)	T-3rd
Blocks	Varnado (4.75 bpg)	1st
	Rhodes (1.48 bpg)	8th
Steals	None qualify	
Ast:TO Ratio	None qualify	
Minutes	Stewart (34.25 mpg)	7th
	Gordon (33.54 mpg)	9th
	Hansbrough (31.20 mpg)	22nd

MSU in the SEC (Thru SEC Games of Feb. 16)

TEAM RANKINGS

Category	Stats	SEC Rank
Scoring	70.9 ppg	8th
Scoring Defense	63.4 ppg	1st
Scoring Margin	+7.5 ppg	2nd
Rebounding	39.4 rpg	3rd
Opp. Rebounds	36.2 rpg	T-6th
Rebound Margin	+3.2 rpg	5th
Off. Rebounds	10.90 rpg	8th
Def. Rebounds	28.50 rpg	1st
FG Percentage	47.3%	1st
Opp. FG Pct.	35.6%	1st
3-pt FG Pct.	35.8%	4th
Opp. 3-pt FG Pct.	29.6%	3rd
3-pt FGs/game	7.20/gm	6th
FT Percentage	64.7%	9th
Assists	11.70 apg	10th
Blocks	9.10 bpg	1st
Steals	5.00 spg	12th
Turnover Margin	-4.50	12th
Assist:TO Ratio	0.74	11th

INDIVIDUAL RANKINGS

Category	Player (Stats)	SEC Rank
Scoring	Gordon (18.0 ppg)	5th
	Rhodes (15.0 ppg)	T-17th
	Stewart (12.4 ppg)	26th
Rebounding	Varnado (7.8 rpg)	6th
	Rhodes (7.3 rpg)	8th
	Gordon (6.3 rpg)	13th
Off. Rebs	None qualify	
Def. Rebs	Varnado (5.90 drpg)	4th
	Gordon (5.40 drpg)	5th
	Rhodes (4.89 drpg)	9th
FG Pct.	Rhodes (54.7%)	5th
3FG Pct.	Gordon (36.1%)	13th
3-pt FG/gm	Gordon (2.20/gm)	11th
FT Pct.	Gordon (73.0%)	6th
	Rhodes (68.2%)	11th
	Stewart (66.7%)	12th
Assists	Gordon (5.20 apg)	2nd
Blocks	Varnado (4.80 bpg)	1st
	Rhodes (1.67 bpg)	6th
	Gordon (1.00 bpg)	13th
Steals	None qualify	
Ast:TO Ratio	Gordon (1.33)	T-12th
Minutes	Gordon (35.40 mpg)	T-9th
	Stewart (34.90 mpg)	12th

2007-08 PRESEASON HONORS

JAMONT GORDON

John R. Wooden Award Candidate

Naismith Trophy Candidate

Bob Cousy Award Candidate

First-team All-American (Rivals.com)

All-America Team (CollegeInsider.com)

Third-team All-American (Athlon Sports)

Third-team All-American (Collegehoops.net)

Nation's No. 1 Point Guard (Rivals.com)

Nation's Top Penetrator (Rivals.com)

Nation's No. 2 Shooting Guard (Lindy's)

Nation's No. 3 Slasher (Athlon Sports)

Consensus First-team All-SEC

SEC's Best Athlete (Sporting News Yearbook)

SEC's Best Penetrator (Sporting News Yearbook)

SEC's Most Versatile Player (Lindy's)

CHARLES RHODES

Honorable Mention All-American (Athlon Sports)

Nation's No. 8 Post Man (Athlon Sports)

Nation's No. 15 Center (Collegehoops.net)

Nation's No. 22 Center (Lindy's)

First-team All-SEC (Coaches poll)

Second-team All-SEC (Media poll)

MISSISSIPPI STATE TEAM

No. 17 (Rivals.com)

No. 23 (Collegehoops.net)

No. 25 (ESPN.com/Dick Vitale)

No. 30 (CBS Sportsline College Preview)

MISSISSIPPI (MSU leads, 133-103)

Last MSU win: 88-68 (2007-08)
Last UM win: 85-73 (2006-07)
Current MSU win streak: 1
Biggest MSU win: 84-18 (1913-14)
Biggest UM win: 61-24 (1944-45)
Most MSU points: 104 (1989-90)
Most UM points: 102 (1989-90)

AT STARKVILLE (MSU leads, 88-23)

Last MSU win: 88-68 (2007-08)
Last UM win: 82-78 (1997-98)
Current MSU win streak: 10
Biggest MSU win: 84-18 (1913-14)
Biggest UM win: 61-24 (1944-45)
Most MSU points: 104 (1989-90)
Most UM points: 102 (1989-90)

AT OXFORD (UM leads, 76-40)

Last MSU win: 87-76 (2004-05)
Last UM win: 85-73 (2006-07)
Current UM win streak: 2
Biggest MSU win: 52-14 (1918-19)
Biggest UM win: 95-60 (1950-51)
Most MSU points: 100 (1955-56)
Most UM points: 95 (1950-51)

AT NEUTRAL SITES (MSU leads, 5-4)

Last MSU win: 73-64 (2002-03)
Last UM win: 40-39 (1938-39)
Current MSU win streak: 3
Biggest MSU win: 58-45 (1937-38)
Biggest UM win: 49-37 (1937-38)
Most MSU points: 73 (2002-03)
Most UM points: 64 (2002-03)

MSU PLAYER CAREER STATISTICS VERSUS MISSISSIPPI

Player	G-GS	Mins	FGM-FGA	Pct	3GM-3GA	Pct	FTM-FTA	Pct	Rebounds	Ass	TO	BS	Stl	Points
Rhodes	6-5	149	43-62	.694	0-1	.000	20-30	.667	32-5.3	3	17	5	2	106-17.7
Gordon	5-5	151	24-56	.429	7-21	.333	14-23	.609	26-5.2	23	9	4	7	69-13.8
Benock	1-0	21	4-5	.800	4-5	.800	0-0	.000	1-1.0	1	1	0	0	12-12.0
Stewart	3-1	84	7-17	.412	1-7	.143	11-14	.786	12-4.0	8	3	0	1	26-8.7
Bailey	1-0	11	2-2	1.000	0-0	.000	4-7	.571	3-3.0	0	0	2	0	8-8.0
Varnado	3-2	52	6-9	.667	0-0	.000	6-6	1.000	9-3.0	3	2	6	1	18-6.0
Hansbrough	2-0	52	1-5	.200	0-2	.000	4-5	.800	6-3.0	3	5	0	1	6-3.0
R. Johnson	1-0	4	1-2	.500	1-1	1.000	0-0	.000	0-0.0	0	0	0	0	3-3.0
B. Johnson	1-0	11	1-2	.500	0-0	.000	0-0	.000	3-3.0	3	1	0	1	2-2.0
Turner	1-1	28	0-5	.000	0-2	.000	0-0	.000	6-6.0	0	1	0	0	0-0.0
Begley	1-0	1	0-1	.000	0-1	.000	0-0	.000	0-0.0	0	0	0	0	0-0.0
Augustus	1-0	1	0-0	.000	0-0	.000	0-0	.000	0-0.0	0	0	1	0	0-0.0
Lupe	1-0	1	0-0	.000	0-0	.000	0-0	.000	1-1.0	0	1	0	0	0-0.0
Bryant	1-0	1	0-1	.000	0-0	.000	0-0	.000	0-0.0	0	0	0	0	0-0.0
Bolen	1-0	1	0-0	.000	0-0	.000	0-0	.000	0-0.0	0	0	0	0	0-0.0

THIS YEAR AT MSU...

MSU 88, #15 MISSISSIPPI 68 JAN. 26, 2008 • STARKVILLE, MS

The Bulldogs extended their season winning streaks to nine consecutive games overall and five straight to begin SEC play last month by claiming an 88-68 home triumph over No. 15 Mississippi with 10,421 fans on hand at Humphrey Coliseum.

After battling through six lead changes and two ties during the opening 10 minutes of play, MState (14-5, 5-0) scored seven unanswered points over a four-minute span to take a 28-21 lead with 6:06 remaining in the first half. The Rebels (15-3, 2-3) would cut the deficit to three points (34-31) with two minutes left, but the Bulldogs scored the final four points of the half to take a 38-31 halftime advantage.

MSU's lead was not seriously challenged the rest of the contest, as they took a trio of 10-point leads during the opening five minutes of the second stanza. After Ole Miss cut the deficit to seven points (49-42) at the 14:42 mark, State's Jamont Gordon converted a three-point play and then followed with a message-sending dunk to give the Bulldogs a 13-point cushion (55-42) with 13:12 left in the contest.

With the home team shooting 69 percent from the field in the second half and fueled by Charles Rhodes' 18 second-half points, the Bulldogs maintained their double-digit cushion over the final 14 minutes of the contest. The 20-point victory marked MSU's 10th consecutive home triumph over Ole Miss during the Rick Stansbury era and gave the Bulldogs their seventh straight SEC home win dating back to last February.

As a team, MSU shot 57 percent from the field for the game, along with holding UM to just 37 percent accuracy. Rhodes paced five double-digit State scorers with a game-high 26 points on 12-of-14 shooting, while Dwayne Curtis had 18 points and 11 rebounds for the visitors.

MISSISSIPPI (15-3, 2-3)

Player	FG	3FG	FT	RB	PF	PT	A	Min
Williams	1-4	0-0	0-3	3	4	2	0	19
Curtis	7-11	0-0	4-4	11	3	18	3	31
Warren	5-20	2-10	3-4	3	0	15	3	35
Polynice	7-13	0-0	0-0	7	2	14	1	34
Gaskins	1-7	1-3	0-0	0	2	3	0	24
Smith	0-0	0-0	0-0	0	0	0	1	5
Watson	1-3	0-0	0-0	1	1	2	0	7
White	4-7	0-0	1-1	2	4	9	0	20
Graham	1-3	1-1	0-0	2	0	3	0	10
Huertas	1-8	0-3	0-0	5	1	2	0	15
Team				5				
TOTALS	28-76	4-17	8-12	39	17	68	8	200

MISSISSIPPI STATE (14-5, 5-0)

Player	FG	3FG	FT	RB	PF	PT	A	Min
Rhodes	12-14	0-0	2-3	6	1	26	1	28
Varnado	4-5	0-0	4-4	8	3	12	1	29
Stewart	5-11	0-4	2-4	4	2	12	3	33
Turner	0-5	0-2	0-0	6	3	0	0	28
Gordon	5-12	2-6	1-1	1	2	13	6	30
R. Johnson	1-2	1-1	0-0	0	0	3	0	4
Begley	0-1	0-1	0-0	0	0	0	0	1
Iupe	0-0	0-0	0-0	1	0	0	0	1
Bryant	0-1	0-0	0-0	0	0	0	0	1
Benock	4-5	4-5	0-0	1	0	12	1	21
B. Johnson	1-2	0-0	0-0	3	1	2	3	11
Augustus	0-0	0-0	0-0	0	0	0	0	1
Bolen	0-0	0-0	0-0	0	0	0	0	1
Bailey	2-2	0-0	4-7	3	1	8	0	11
Team				7				
TOTALS	34-60	7-19	13-19	40	13	88	15	200

Halftime: MSU 38, UM 31. FG%: MSU 56.7%, UM 36.8%. 3FG%: MSU 36.8%, UM 23.5%. FT%: MSU 68.4%, UM 66.7%. Turnovers: MSU 11 (Rhodes, Stewart 2), UM 6 (Six with 1). Blocked Shots: MSU 8 (Varnado 4), UM 5 (Five with 1). Steals: MSU 4 (Gordon 2), UM 6 (Warren 3). Officials: Rick Crawford, Antinio Petty, Roger Ayers. Attendance: 10,421.

LAST YEAR AT UM...

MISSISSIPPI 85, MSU 73 JAN. 30, 2007 • OXFORD, MS

The Bulldogs had their SEC road losing skid extended to 11 straight games by dropping an 85-73 decision to rival Mississippi last year during ESPN's Super Tuesday telecast from UM's Tad Smith Coliseum.

After the two rivals played to within a five-point game through the first 10 minutes of the contest, the Bulldogs (11-9, 2-5) went better than five minutes without a made field goal as Ole Miss (14-8, 3-5) increased its three-point lead (21-18 with 8:42 left) to a 14-point cushion (34-20 by the 4:53 mark) by going on a 13-2 run. Despite the Rebels shooting 54 percent in the opening half, MSU managed to cut the deficit to six points (40-34) by the break by outscoring Mississippi, 12-4, over the final 3:38 of the first period.

The Rebels scored the first eight points of the second stanza to build their lead back up to 14 points (48-34) two minutes into the half. After trailing by as many as 15 points (51-36), State cut the deficit to five points on four different occasions later in the half. The Bulldogs would get as close as four points (68-64) following a dunk by Jamont Gordon with 6:40 remaining in the contest.

Shortly thereafter, however, Dwayne Curtis' lay-up ignited a 13-0 Ole Miss run that pushed the Rebels' advantage to an insurmountable 17 points (81-64) by the 2:23 mark. The margin stayed at double digits the rest of the way, as UM handed the Bulldogs their largest margin of defeat (12 points) to date on the season.

With MSU entering the game leading the SEC in both overall and three-point field-goal percentage defense, the Rebels shot 51 percent from the field, 47 percent from beyond the three-point arc and 86 percent from the charity stripe on the night. The Bulldogs were also out-rebounded, 34-28, for the third consecutive contest and for the fourth time in their last five outings.

The senior backcourt trio of Bam Doyné (23), Clarence Sanders (22) and Todd Abernethy (19) combined for 64 points to lead Ole Miss, while MSU's preseason all-SEC tandem of Charles Rhodes (24) and Gordon (20) combined for 44 points for the visitors.

MISSISSIPPI STATE (11-9, 2-5)

Player	FG	3FG	FT	RB	PF	PT	A	Min
Delk, Ri.	1-2	0-0	0-0	1	1	2	1	12
Rhodes	10-16	0-1	4-7	7	2	24	0	34
Goodridge	0-0	0-0	0-0	1	1	0	0	7
Delk, Re.	2-7	1-4	0-0	2	3	5	3	23
Gordon	6-15	2-6	6-7	6	2	20	2	38
Stewart	0-3	0-2	2-3	3	0	2	3	24
Hansbrough	1-4	0-2	3-3	2	1	5	1	28
Slater	4-6	2-3	1-2	2	5	11	1	24
Varnado	1-2	0-0	2-2	0	3	4	1	10
Team				4				
TOTALS	25-55	5-18	18-24	28	18	73	12	200

MISSISSIPPI (14-8, 3-5)

Player	FG	3FG	FT	RB	PF	PT	A	Min
Curtis	6-11	0-0	2-3	8	3	14	0	28
Williams	0-3	0-0	0-0	4	4	0	2	26
Abernethy	5-9	2-5	7-7	4	1	19	10	39
Polynice	0-2	0-1	1-2	1	3	1	1	21
Doyné	7-13	3-7	6-7	5	4	23	3	35
Smith	0-0	0-0	0-0	0	1	0	1	1
Sanders	9-16	4-6	0-0	5	2	22	1	34
Parnell	2-3	0-0	2-2	2	1	6	0	16
Team				5				
TOTALS	29-57	9-19	18-21	34	19	85	18	200

Halftime: UM 40, MSU 34. FG%: MSU 45.5%, UM 50.9%. 3FG%: MSU 27.8%, UM 47.4%. FT%: MSU 75.0%, UM 85.7%. Turnovers: MSU 14 (Three with 3), UM 14 (Abernethy 4). Blocked Shots: MSU 4 (Gordon, Varnado 2), UM 6 (Williams, Doyné 2). Steals: MSU 10 (Re. Delk 3), UM 4 (Williams 2). Officials: Ted Valentine, Bert Smith, Gary Maxwell. Technicals: None. Attendance: 8,415.

LAST YEAR AT MSU...

MSU 77, MISSISSIPPI 67 JAN. 10, 2007 • STARKVILLE, MS

In their first home game in 22 days, the Bulldogs snapped their three-game losing skid and remained undefeated at home against their in-state rivals during the Rick Stansbury era by claiming a 77-67 victory over the Mississippi Rebels in last year's SEC home season opener played in front of 10,313 fans at MSU's Humphrey Coliseum.

In a first half that featured a dozen lead changes and six ties, the Bulldogs (10-5, 1-1) scored eight unanswered points following the sixth deadlock to take a 36-28 lead with 4:03 remaining in the first half. Out-shooting Ole Miss (11-5, 0-2) 48 percent to 33 percent from the field through the opening 20 minutes of play, State held a five-point advantage (41-36) at the intermission.

MSU never relinquished the lead in the second stanza. After the Rebels cut the deficit to a single point (53-52) by the 11:18 mark, Barry Stewart's timely 3-pointer keyed a 10-0 MState run to put the home team on top by 11 points (63-52) with 6:58 left in the contest. Upon stretching the lead to as many as 16 points (70-54) with 4:24 left, the Bulldogs settled for the 10-point triumph in notching their ninth consecutive home win over the Rebels during the Stansbury era.

For the game, MSU shot 49 percent from the field, while limiting Mississippi to just 33 percent shooting. In addition to owning a 48-40 rebounding advantage, the Bulldogs also scored 15 more points from the line and attempted 25 more charity tosses than their rivals.

Making his season home debut, Dietric Slater came off the Bulldog bench to record his fourth career double-double with 16 points and 12 rebounds. Earning his first start since Nov. 29, Charles Rhodes scored a team-high 17 points on 7-of-11 shooting to go along with eight boards and four blocks. Todd Abernethy tallied game-high totals of 20 points, seven assists and four steals for UM, while Clarence Sanders and Bam Doyné added 17 and 12 points, respectively, on just 9-of-39 combined shooting from the field.

MISSISSIPPI (11-5, 0-2)

Player	FG	3FG	FT	RB	PF	PT	A	Min
Hampton	0-2	0-0	1-2	0	2	1	0	6
Curtis	5-9	0-0	0-0	10	2	10	1	31
Abernethy	8-17	4-9	0-0	3	1	20	7	37
Sanders	6-25	4-16	1-2	6	3	17	2	37
Doyné	3-14	2-6	4-6	2	2	12	3	30
Smith	2-2	1-1	0-0	1	0	5	1	18
Polynice	0-0	0-0	0-0	0	1	0	0	2
Parnell	0-3	0-0	0-0	4	4	0	0	13
Williams	0-1	0-0	0-0	4	3	0	0	9
Hardy	1-3	0-0	0-0	5	4	2	0	17
Team				5				
TOTALS	25-76	11-32	6-10	40	22	67	14	200

MISSISSIPPI STATE (10-5, 1-1)

Player	FG	3FG	FT	RB	PF	PT	A	Min
Delk, Ri.	3-6	1-4	1-4	5	0	8	0	28
Rhodes	7-11	0-0	3-5	8	2	17	2	30
Varnado	1-2	0-0	0-0	1	3	2	1	13
Delk, Re.	4-9	1-6	1-3	1	0	10	0	22
Gordon	3-9	1-3	1-2	2	2	8	2	20
Stewart	2-3	1-1	7-7	5	0	12	2	27
Hansbrough	0-1	0-0	1-2	4	4	1	2	24
Slater	5-10	0-1	6-10	12	2	16	0	27
Goodridge	1-2	0-0	1-2	6	2	3	0	9
Team				4				
TOTALS	26-53	4-15	21-35	48	15	77	9	200

Halftime: MSU 41, UM 36. FG%: MSU 49.1%, UM 32.9%. 3FG%: MSU 26.7%, UM 34.4%. FT%: MSU 60.0%, UM 60.0%. Turnovers: MSU 17 (Rhodes 6), UM 8 (Williams 2). Blocked Shots: MSU 10 (Rhodes 4), UM 1 (Parnell 1). Steals: MSU 3 (Three with 1), UM 9 (Abernethy 4). Officials: Doug Shows, Tracy Woodson, Antinio Petty. Technicals: UM Bench. Attendance: 10,313.

GAME #1 RECAP

MSU 75, LOUISIANA TECH 45 Nov. 10, 2007 • STARKVILLE, MS

The Bulldogs tipped off their 96th season of collegiate basketball competition by cruising to a 75-45 home triumph over Louisiana Tech at MSU's Humphrey Coliseum.

With MSU (1-0) trailing by four points (10-6) eight minutes into the contest, Charles Rhodes' back-to-back dunks helped spark the Bulldogs on a 24-4 run over the final nine minutes of the opening half to give the home team a comfortable 30-14 halftime advantage. The sluggish first half of play saw MState shoot just 32 percent from the field, while Louisiana Tech (0-1) struggled at 22 percent field-goal shooting.

The homestanding Bulldogs continued to remain in control during the second stanza, building a 20-point lead (37-17) by the 16:31 mark. With the visitors getting no close than 18 points (49-31 with 12:21 left) the rest of the way, the cushion increased to 30 points (61-31) by the 7:26 mark and ballooned to as many as 36 points (75-39) before MSU settled for the 30-point triumph. Five years ago in the last meeting between the two teams, MState pounded out an equally convincing 78-38 home victory over LTU.

While moving to 9-1 in season home openers during the Rick Stansbury era, the Bulldogs extended their home winning streak to eight consecutive games dating back to this past February. During that stretch, MSU's average margin of victory has been 20.1 points per home triumph.

Jamont Gordon paced four double-figure State scorers with a game-high 21 points. Charles Rhodes followed with 17 points, while Barry Stewart notched his first career double-double with 13 points and a career-high 11 rebounds. Kyle Gibson topped the visitors with his own double-double of 15 points and 15 boards.

LOUISIANA TECH (0-1)

Player	FG	3FG	FT	RB	PF	PT	A	Min
Rogers	1-4	0-0	0-0	9	3	2	1	21
Smith	3-11	0-0	0-0	7	1	6	0	29
Washington	2-6	1-3	0-0	3	1	5	1	31
Clark	2-4	2-3	0-0	3	0	6	2	14
Gibson	4-14	2-7	5-10	15	2	15	2	36
Loe	2-7	0-1	0-0	2	2	4	1	24
Mims	0-0	0-0	0-0	1	3	0	0	9
Lathan	1-10	1-5	0-0	3	3	3	0	20
Tims	2-6	0-1	0-0	4	3	4	0	16
Team				5				
TOTALS	17-62	6-20	5-10	52	18	45	7	200

MISSISSIPPI STATE (1-0)

Player	FG	3FG	FT	RB	PF	PT	A	Min
Rhodes	8-17	0-0	1-4	7	2	17	2	27
Varnado	1-5	0-0	2-2	5	1	4	0	26
Hansbrough	3-8	3-6	2-2	3	1	11	3	27
Stewart	5-10	1-5	2-3	11	2	13	3	26
Gordon	7-14	3-7	4-4	5	1	21	3	29
R. Johnson	0-2	0-0	0-0	1	1	0	0	4
Begley	0-1	0-0	0-0	0	0	0	0	1
Lupe	0-0	0-0	0-0	0	0	0	0	1
Bryant	0-0	0-0	0-0	0	0	0	0	1
Benock	1-3	1-3	0-0	1	1	3	0	11
B. Johnson	1-3	0-1	2-3	2	2	4	0	11
Augustus	0-2	0-2	0-0	2	1	0	0	9
Turner	0-3	0-1	0-0	4	1	0	2	18
Bolen	0-0	0-0	0-0	1	0	0	0	1
Bailey	1-3	0-0	0-2	1	0	2	0	8
Team				3				
TOTALS	27-71	8-25	13-20	46	13	75	13	200

Halftime: MSU 30, LTU 14. FG%: MSU 38.0%, LTU 27.4%. 3FG%: MSU 32.0%, LTU 30.0%. FT%: MSU 65.0%, LTU 50.0%. Turnovers: MSU 4 (Gordon 2), LTU 22 (Clark 4). Blocked Shots: MSU 10 (Varnado 6), LTU 3 (Gibson 2). Steals: MSU 6 (Gordon, Turner 2), LTU 3 (Rogers 2). Officials: Ted Valentine, Rick Crawford, Eugene Jr. Crawford. Attendance: 10,153.

GAME #2 RECAP

CLEMSON 84, MSU 82 Nov. 15, 2007 • STARKVILLE, MS

The Bulldogs had their eight-game home winning streak snapped by dropping a hard-fought 84-82 home decision to reigning NIT runner-up Clemson at MSU's Humphrey Coliseum.

The visiting Tigers (2-0) led for most of the opening 20 minutes of play. Following a second tie (13-13) nine minutes into the contest, Clemson scored eight unanswered points to take an eight-point lead (21-13) with 9:18 remaining in the half. The Bulldogs (1-1) would cut the deficit to two points (23-21) two minutes later, but Clemson responded with a dunk and a 3-pointer to re-establish control of the game and go on to take a 39-32 halftime advantage.

The visitors continued to maintain the lead for the opening 11 minutes of the second stanza, before MSU went on a 9-0 run midway through the half to take a 54-52 lead on a Charles Rhodes dunk at the 8:17 mark. Seven lead changes and two ties ensued over the next four minutes.

Back-to-back dunks by Brian Johnson gave MState its final lead (71-70) with 2:23 left in the contest. A 3-pointer by Clemson's K.C. Rivers at the 1:11 mark was answered by a Barry Stewart trey with 43 seconds left to cut MSU's deficit to two points (78-76). However, Tiger freshman guard Demontez Stitt sealed the two-point Clemson victory with 6-of-6 free-throw shooting over the final 26 seconds.

Though Clemson struggled with 34-percent shooting from the field, State did not help its own cause with just 61-percent accuracy from the line.

Jamont Gordon led all scorers with 23 points and added a dozen rebounds to record his 11th career double-double for the Bulldogs. Rhodes tossed in 17 points despite first-half foul trouble. Rivers and freshman Terrence Oglesby paced the winners with 17 points each, while all-America candidate James Mays totaled 14 points, 11 rebounds and four assists.

CLEMSON (2-0)

Player	FG	3FG	FT	RB	PF	PT	A	Min
Rivers	5-14	3-4	4-4	7	2	17	1	30
Mays	5-13	0-1	4-8	11	4	14	4	34
Booker	2-4	0-0	0-0	6	4	4	0	17
Stitt	0-9	0-2	8-8	2	2	8	3	26
Hammonds	5-11	2-5	1-2	6	1	13	5	35
Sykes	2-6	0-0	0-2	3	2	4	0	15
Potter	0-1	0-0	2-2	0	3	2	0	11
Oglesby	4-9	3-7	6-9	1	1	17	1	19
Perry	0-0	0-0	0-0	0	0	0	0	1
Powell	0-2	0-2	0-0	0	0	0	0	2
Grant	1-1	0-0	3-3	1	3	5	0	10
Team				5				
TOTALS	24-70	8-21	28-38	42	22	84	14	200

MISSISSIPPI STATE (1-1)

Player	FG	3FG	FT	RB	PF	PT	A	Min
Rhodes	7-12	0-0	3-7	6	3	17	1	25
Varnado	3-7	0-0	1-2	12	5	7	0	27
Hansbrough	1-4	1-4	3-4	2	4	6	3	37
Stewart	3-10	2-6	4-4	6	5	12	2	36
Gordon	7-16	3-9	6-10	12	4	23	3	33
Benock	0-3	0-3	0-0	0	0	0	0	5
B. Johnson	4-4	0-0	2-2	3	2	10	0	19
Turner	2-6	1-2	0-2	4	3	5	1	15
Bailey	1-2	0-0	0-0	1	2	2	0	3
Team				5				
TOTALS	28-64	7-24	19-31	51	28	82	10	200

Halftime: CU 39, MSU 32. FG%: MSU 43.8%, CU 34.3%. 3FG%: MSU 29.2%, CU 38.1%. FT%: MSU 61.3%, CU 73.7%. Turnovers: MSU 19 (Gordon 6), CU 13 (Stitt 5). Blocked Shots: MSU 10 (Varnado 6), CU 3 (Booker 2). Steals: MSU 5 (Stewart 2), CU 9 (Rivers 3). Officials: Karl Hess, Tom Eades, Mike Eades. Technicals: MSU Bench. Attendance: 9,950.

GAME #3 RECAP

MSU 86, UT MARTIN 70 Nov. 17, 2007 • STARKVILLE, MS

The Bulldogs wrapped up their season-opening, three-game homestand by claiming an 86-70 victory over UT Martin at MSU's Humphrey Coliseum.

MState (2-1) scored the first dozen points of the contest before UT Martin's Lester Hudson gave the visiting Skyhawks (2-3) their first points of the game with a 3-pointer at the 15:34 mark of the opening period. UTM cut the deficit to four points (12-8) soon thereafter and kept the contest to within single digits until the 5:34 mark when Ben Hansbrough connected on a 3-pointer to give MSU an 11-point lead (32-21).

The Bulldogs increased their lead to 16 points (39-23) with 3:03 left in the half before settling for a 41-30 halftime advantage. State's Charles Rhodes tallied 15 first-half points on 7-of-8 shooting to lead the way for the home team.

MSU maintained its double-figure lead throughout the second stanza, stretching the comfortable margin to as many as 27 points over the final minutes before coming away with the 16-point triumph.

The Bulldogs shot 55 percent from the field for the game, including 10-of-22 (46%) treys. In the second half, MSU picked up the pace in shooting 65 percent (17-26 FGs) overall and connecting on 5-of-9 second-half trey attempts. Defensively, MState limited the Skyhawks to just 32-percent field-goal shooting and had nine blocked shots for the contest.

Hansbrough paced four double-digit State scorers with 20 points on 4-of-6 triples. Hudson and Marquis Weddle led the visitors with 27 and 24 points, respectively.

UT MARTIN (2-3)

Player	FG	3FG	FT	RB	PF	PT	A	Min
Hay	0-0	0-0	0-0	0	3	0	0	14
Irrarrazabal	0-2	0-0	0-0	3	1	0	0	16
Wright	1-8	1-4	0-0	0	3	3	0	22
Weddle	10-23	4-10	0-1	2	2	24	3	35
Hudson	9-22	4-12	5-5	11	4	27	4	39
Riedewald	1-1	0-0	0-0	2	3	2	1	18
Simmons	0-1	0-0	2-2	1	2	2	0	2
Robinson	4-16	2-8	0-2	11	1	10	1	30
Pearson	0-3	0-1	2-4	4	0	2	1	16
Bailey	0-2	0-1	0-0	2	2	0	1	8
Team				2				
TOTALS	25-78	11-36	9-14	38	21	70	11	200

MISSISSIPPI STATE (2-1)

Player	FG	3FG	FT	RB	PF	PT	A	Min
Rhodes	7-9	0-0	1-2	5	3	15	2	24
Varnado	4-4	0-0	0-0	16	1	8	1	27
Hansbrough	6-8	4-6	4-4	5	2	20	3	25
Stewart	3-12	0-4	3-4	4	1	9	4	26
Gordon	4-8	2-4	0-1	4	1	10	6	29
R. Johnson	1-3	0-0	0-0	0	0	2	0	6
Begley	0-0	0-0	0-0	1	1	0	0	2
Lupe	0-0	0-0	0-0	0	0	0	0	1
Bryant	1-1	0-0	0-1	1	0	2	0	1
Benock	3-3	3-3	1-2	2	0	10	4	15
B. Johnson	0-3	0-1	0-0	4	0	0	0	12
Augustus	0-1	0-0	0-0	0	2	0	0	7
Turner	2-6	1-4	1-2	0	1	6	1	16
Bolen	0-0	0-0	0-0	0	1	0	0	1
Bailey	2-2	0-0	0-0	2	1	4	0	8
Team				6				
TOTALS	33-60	10-22	10-16	50	14	86	21	200

Halftime: MSU 41, UTM 30. FG%: MSU 55.0%, UTM 32.1%. 3FG%: MSU 45.5%, UTM 30.6%. FT%: MSU 62.5%, UTM 64.3%. Turnovers: MSU 25 (Rhodes, Stewart 4), UTM 14 (Robinson 5). Blocked Shots: MSU 9 (Rhodes, Varnado 3), UTM 1 (Robinson 1). Steals: MSU 6 (Stewart 2), UTM 9 (Hudson 3). Officials: Mike Stuart, Brent Barnaky, Everett Summers. Attendance: 9,950.

GAME #4 RECAP

MSU 68, UC IRVINE 53 Nov. 22, 2007 • ANAHEIM, CA ANAHEIM CLASSIC • FIRST ROUND

In their first road competition of the season, the Bulldogs opened the inaugural Anaheim Classic with a 68-53 victory over UC Irvine at the Anaheim Convention Center.

Opening the contest hitting eight of their first nine shots from the field, including their first five three-point shot attempts, the Bulldogs (3-1) mounted a double-digit lead (19-9) by the 13:11 mark on a Phil Turner trey. MSU pretty much controlled the opening 20 minutes of play with its continued hot shooting, though UC Irvine (2-2) managed to cut the deficit to five points (39-34) with under a minute left in the half.

Hitting 58 percent (15-26 FGs) from the field, including 6-of-9 treys (67%) in the opening period, the Bulldogs settled for a 41-34 halftime lead.

After the Anteaters pulled to within five points on two occasions during the first four minutes of the second stanza, MSU ran off 10 unanswered points over a three-minute span to take a 15-point advantage (55-40) by the 12:53 mark. The Bulldogs also stepped up their defensive intensity in the closing period to re-establish control of the contest.

Limiting UCI to just six second-half field goals on 24 attempts (25%) and owning a commanding 27-16 rebounding advantage during the final 20 minutes, the Bulldogs went on to claim their 15-point triumph and earn the right to face 18th-ranked Southern Illinois in the semifinals.

As a team, MState held UCI to 35-percent shooting from the field (only 3-17 treys) on the day, while owning a 43-31 lead on the boards.

Barry Stewart paced four double-digit State scorers with 18 points (4-7 treys). Jamont Gordon added 15 points, while Charles Rhodes notched his seventh career double-double with 11 points and 11 rebounds. Patrick Sanders led UC Irvine with 18 points and five rebounds.

MISSISSIPPI STATE (3-1)

Player	FG	3FG	FT	RB	PF	PT	A	Min
Rhodes	3-14	0-2	5-6	11	2	11	1	35
Varnado	1-2	0-0	0-1	6	4	2	1	19
Hansbrough	4-8	1-4	4-5	4	1	13	1	34
Stewart	6-10	4-7	2-2	6	1	18	2	38
Gordon	7-12	1-2	0-2	6	4	15	4	25
R. Johnson	0-1	0-0	0-0	0	0	0	0	1
Benock	0-0	0-0	0-0	1	1	0	1	6
B. Johnson	2-4	0-0	2-2	5	3	6	1	21
Augustus	0-0	0-0	0-0	0	0	0	0	1
Turner	1-4	1-3	0-0	2	1	3	2	16
Bailey	0-0	0-0	0-2	0	0	0	0	4
Team				2				
TOTALS	24-55	7-18	13-20	43	17	68	13	200

UC IRVINE (2-2)

Player	FG	3FG	FT	RB	PF	PT	A	Min
Sanders	6-13	1-3	5-9	5	4	18	0	31
Rodenberg	0-1	0-0	0-0	1	2	0	1	17
Bland	0-8	0-0	2-2	4	4	2	3	31
Hunter	1-8	0-5	0-0	3	2	2	3	27
DeCasas	1-4	1-3	0-0	0	1	3	0	12
Awaji	6-8	0-2	1-2	3	3	13	0	22
Lauer	0-3	0-2	0-0	3	0	0	0	15
Harris	0-0	0-0	0-0	2	1	0	3	14
Fells	5-9	1-2	4-5	4	4	15	1	31
Team				6				
TOTALS	19-54	3-17	12-18	31	21	53	11	200

Halftime: MSU 41, UCI 34. FG%: MSU 43.6%, UCI 35.2%. 3FG%: MSU 38.9%, UCI 17.6%. FT%: MSU 65.0%, UCI 66.7%. Turnovers: MSU 17 (Rhodes, Gordon 5), UCI 13 (Rodenberg 3). Blocked Shots: MSU 5 (Gordon, Varnado 2), UCI 1 (Sanders 1). Steals: MSU 6 (Rhodes 3), UCI 7 (Fells 2). Officials: Don Daily, Jeff Malham, Brad Ferrie. Attendance: 1,387.

GAME #5 RECAP

#18 SOUTHERN ILLINOIS 63, MSU 49 Nov. 23, 2007 • ANAHEIM, CA ANAHEIM CLASSIC • SEMIFINALS

The Bulldogs dropped a 63-49 decision to 18th-ranked Southern Illinois in the semifinals of the inaugural Anaheim Classic played at the Anaheim Convention Center.

In a first half that featured five ties and three lead changes, MState (3-2) owned the upper hand for the first 10 minutes of the opening period. Midway through the half, the Salukis (3-0) scored six unanswered points to take a brief 19-15 lead. MSU countered with eight straight points to pull ahead by four points (23-19) with 3:28 remaining in the half. En route to scoring 15 first-half points, Jamont Gordon's third 3-pointer of the half put the Bulldogs on top by five points (26-21) with just under three minutes left before the half.

However, Joshua Bone came off the SIU bench to drill a trio of treys over the final 1:46, including one with time running out in the period, to give the Salukis a 32-28 halftime advantage.

Southern Illinois maintained its momentum by scoring the first half-dozen points of the second stanza to increase the margin to double figures (38-28) two minutes into the half. With Randal Falker scoring 13 of SIU's first 15 second-half points, the Salukis again went ahead by twin digits (45-35) with 13:14 remaining.

MSU's Gordon cut the deficit in half (47-42) with another 3-pointer at the 9:44 mark, but SIU's Bone put a damper on the Bulldogs' comeback attempt by nailing back-to-back triples to give the Salukis an 11-point cushion (53-42) with 8:23 left in the contest. MState would get no closer than nine points the rest of the way, as Southern Illinois coasted to the 14-point victory in advancing to the championship contest.

Gordon, held to five second-half points, was MSU's lone double-figure scorer with 20 points. Falker tallied a game-high 23 points on 7-of-9 field goals and 9-of-10 free throws for the winners, while Bone added 15 points off the Saluki bench with his 5-of-6 three-point shooting effort.

MISSISSIPPI STATE (3-2)

Player	FG	3FG	FT	RB	PF	PT	A	Min
Rhodes	2-5	0-0	0-1	6	5	4	0	21
Varnado	3-3	0-0	0-2	7	3	6	0	36
Hansbrough	1-8	1-7	2-2	3	1	5	6	33
Stewart	3-9	1-3	2-2	3	2	9	3	38
Gordon	7-12	4-8	2-2	4	3	20	2	35
B. Johnson	1-2	0-0	0-0	2	0	2	0	14
Turner	1-3	1-2	0-0	1	2	3	0	17
Bailey	0-0	0-0	0-0	1	2	0	0	6
Team				2				
TOTALS	18-42	7-20	6-9	29	18	49	11	200

SOUTHERN ILLINOIS (3-0)

Player	FG	3FG	FT	RB	PF	PT	A	Min
Falker	7-9	0-0	9-10	5	3	23	2	33
Shaw	3-12	1-6	4-4	5	3	11	1	36
Boyle	4-7	0-0	0-0	4	3	8	1	33
Mullins	1-5	0-1	4-4	2	2	6	8	37
Green	0-3	0-1	0-0	2	2	0	2	29
Bone	5-6	5-6	0-0	0	2	15	1	16
Armstrong	0-0	0-0	0-0	0	0	0	0	1
Coopwood	0-2	0-2	0-0	0	1	0	0	1
Wood	0-1	0-1	0-0	2	0	0	0	5
Cornelius	0-0	0-0	0-0	0	0	0	0	1
Fay	0-0	0-0	0-0	0	1	0	0	8
Team				4				
TOTALS	20-45	6-17	17-18	24	17	63	15	200

Halftime: SIU 32, MSU 28. FG%: MSU 42.9%, SIU 44.4%. 3FG%: MSU 35.0%, SIU 35.3%. FT%: MSU 66.7%, SIU 94.4%. Turnovers: MSU 21 (Gordon 5), SIU 12 (Falker 4). Blocked Shots: MSU 3 (Varnado 2), SIU 2 (Falker, Shaw 1). Steals: MSU 5 (Varnado 2), SIU 9 (Mullins 6). Officials: Gerry Pollard, Don Daily, Brad Ferrie. Attendance: 1,447.

GAME #6 RECAP

MIAMI (OH) 67, MSU 60 Nov. 25, 2007 • ANAHEIM, CA ANAHEIM CLASSIC - 3RD-PLACE GAME

The Bulldogs went 1-2 in the inaugural Anaheim Classic after dropping a 67-60 decision to Miami University in the tournament's third-place game played at the Anaheim Convention Center.

After MSU's Charles Rhodes scored the game's first two points, the RedHawks (3-1) went on a 14-3 run, keyed by a pair of 3-pointers apiece by Michael Bramos and Alex Moosman, to take a 14-5 lead by the 15:38 mark of the opening half. Spurred by 5-of-9 three-point shooting during the first 20 minutes of play, Miami maintained control of the contest throughout the first period. The Bulldogs (3-3) did tighten things up a bit late in the half by outscoring MU, 7-1, over the final three minutes to cut the deficit to just five points (29-24) by the intermission.

Despite coming up empty on their first four offensive possessions of the second stanza, the Bulldogs outscored Miami, 12-6, through the first five minutes of the half and regained a brief 36-35 lead on a Ben Hansbrough 3-pointer at the 14:52 mark. Following a fifth tie in the opening nine minutes of second-half play, MState went on an 8-1 run to take a five-point advantage (48-43) midway through the closing period.

With Rhodes scoring 17 of his team-high 25 points in the second half and going over the 1,000-point mark for his career during a three-minute stretch in which he scored nine straight points for MSU, the Bulldogs seemed to grab the momentum in pulling ahead by a half-dozen points (53-47) with 7:06 remaining in the game. However, MU's Tim Pollitz answered with back-to-back buckets to get the RedHawks to within a basket (53-51) by the 5:46 mark.

Following a seventh deadlock of the half (58-58) with 1:46 left, Miami's Tyler Dierkers tipped in the go-ahead basket with 1:03 left on the clock. MU's Bramos, who finished the contest with a game-high 30 points, then converted on a three-point play and hit four additional free throws over the final 42 seconds to seal the victory.

Jamont Gordon added 18 points for MState, while Miami's Pollitz scored all 15 of his points during the second half of play.

MISSISSIPPI STATE (3-3)

Player	FG	3FG	FT	RB	PF	PT	A	Min
Rhodes	11-15	0-0	3-4	10	3	25	1	37
Varnado	1-3	0-0	0-2	6	3	2	0	30
Hansbrough	2-6	2-6	0-0	2	4	6	1	38
Stewart	2-9	1-5	0-0	3	3	5	4	36
Gordon	6-17	0-5	6-7	6	1	18	4	40
Benock	0-0	0-0	0-0	1	1	0	0	4
B. Johnson	2-3	0-0	0-0	3	3	4	0	11
Turner	0-1	0-0	0-0	3	0	0	0	4
Team				2				
TOTALS	24-54	3-16	9-13	36	18	60	10	200

MIAMI, OH (3-1)

Player	FG	3FG	FT	RB	PF	PT	A	Min
Dierkers	3-7	0-1	1-4	9	1	7	10	33
Bramos	9-18	3-6	9-11	2	2	30	0	40
T. Pollitz	6-13	0-0	3-6	4	4	15	2	31
Hayes	0-4	0-2	0-0	2	1	0	3	30
Moosman	4-6	2-3	0-0	3	2	10	1	30
E. Pollitz	2-4	0-0	1-2	4	5	5	2	24
McCombs	0-0	0-0	0-0	0	0	0	0	12
Team				5				
TOTALS	24-52	5-12	14-23	29	15	67	18	200

Halftime: MU 29, MSU 24. FG%: MSU 44.4%, MU 46.2%. 3FG%: MSU 18.8%, MU 41.7%. FT%: MSU 69.2%, MU 60.9%. Turnovers: MSU 15 (Stewart 5), MU 7 (T. Pollitz 3). Blocked Shots: MSU 8 (Varnado 5), MU 1 (Dierkers 1). Steals: MSU 4 (Gordon 2), MU 5 (Five with 1). Officials: Gerry Pollard, Brent Meaux, Don Daily. Attendance: 2,447.

GAME #7 RECAP

MSU 78, MURRAY STATE 61 DEC. 1, 2007 • STARKVILLE, MS

The Bulldogs broke a two-game losing streak and successfully tipped off a three-game December homestand by posting a 78-61 home triumph over Murray State at Humphrey Coliseum.

Coming off consecutive losses to No. 18 Southern Illinois and Miami of Ohio during the Anaheim Classic over the Thanksgiving holiday weekend, MState (4-3) built a 39-24 halftime advantage on the strength of 58-percent shooting through the opening 20 minutes of play. The visiting Racers (3-2) were limited to 32-percent first-half accuracy from the field.

After the visitors cut the deficit to single digits (47-38) three minutes into the second stanza, MSU went on a 17-4 run to increase the margin to a game-high 22 points (64-42) midway through the closing period. The Racers never got any closer than 16 points the rest of the way, as the Bulldogs breezed to their 22nd consecutive December home victory dating back to the 2000-01 campaign.

For the contest, MState shot 52 percent overall from the field as a team, while outscoring the Racers, 18-3, from the charity stripe. The Bulldogs connected on 78 percent of their 23 free throw attempts, in contrast to Murray State attempting just four charity tosses the entire game.

State senior Charles Rhodes tallied a game-high 22 points on 8-of-14 field goals and 6-of-6 free throws to post his second straight 20-point effort of the season. Jamont Gordon and Barry Stewart followed with 15 and 14 points, respectively, for the winners. Tony Easley paced the visitors with 17 points and seven rebounds.

MURRAY STATE (3-2)

Player	FG	3FG	FT	RB	PF	PT	A	Min
Carter	3-9	1-3	2-2	4	4	9	2	25
Easley	8-10	0-0	1-2	7	1	17	0	29
Holloway	2-8	0-3	0-0	2	2	4	2	27
K. Thomas	0-2	0-2	0-0	4	1	0	3	28
D. Thomas	6-11	2-4	0-0	1	3	14	1	27
George	5-11	1-2	0-0	1	2	11	0	24
Williams	3-8	0-1	0-0	1	0	6	0	12
Long	0-1	0-0	0-0	1	0	0	1	11
Sanders	0-0	0-0	0-0	1	2	0	0	5
Fotso	0-2	0-0	0-0	3	3	0	0	12
Team				4				
TOTALS	27-62	4-15	3-4	29	18	61	9	200

MISSISSIPPI STATE (4-3)

Player	FG	3FG	FT	RB	PF	PT	A	Min
Rhodes	8-14	0-0	6-6	5	2	22	2	25
Varnado	1-1	0-0	0-0	7	1	2	1	24
Hansbrough	3-7	2-5	1-1	2	1	9	2	28
Stewart	5-6	2-3	2-2	5	1	14	2	36
Gordon	5-12	0-3	5-6	4	1	15	4	30
R. Johnson	0-0	0-0	0-0	0	0	0	0	5
Begley	0-0	0-0	0-0	0	0	0	0	1
Lupe	0-0	0-0	0-0	0	0	0	0	1
Bryant	0-0	0-0	0-0	0	0	0	0	1
Benock	1-3	0-1	0-0	2	0	2	1	9
B. Johnson	3-3	0-0	0-0	4	2	6	1	16
Augustus	0-0	0-0	3-5	1	1	3	0	4
Turner	1-5	0-3	0-0	1	0	2	0	11
Bolen	0-1	0-0	0-0	0	0	0	0	1
Bailey	1-2	0-0	1-3	3	1	3	0	8
Team				2				
TOTALS	28-54	4-15	18-23	36	10	78	13	200

Halftime: MSU 39, MUR 24. FG%: MSU 51.9%, MUR 43.5%. 3FG%: MSU 26.7%, MUR 26.7%. FT%: MSU 78.3%, MUR 75.0%. Turnovers: MSU 14 (B. Johnson 3), MUR 15 (K. Thomas, D. Thomas 3). Blocked Shots: MSU 7 (Varnado 3), MUR 4 (Williams 3). Steals: MSU 11 (Stewart 4), MUR 9 (Easley 3). Officials: Doug Simons, Joe Lindsay, Tim Clougherty. Attendance: 7,787.

GAME #8 RECAP

MSU 84, SOUTHEASTERN LOUISIANA 59 DEC. 8, 2007 • STARKVILLE, MS

In the midst of final exams within a three-game homestand, the Bulldogs claimed an 84-59 victory over Southeastern Louisiana at MSU's Humphrey Coliseum.

Well rested after having a week off from game competition, MState (5-3) built a double-digit lead over the visiting Lions (5-3) by the 11:41 mark of the opening period on a Barry Stewart 3-pointer. In limiting Southeastern to 37-percent shooting and owning a 22-13 advantage on the boards through the first 20 minutes of play, the Bulldogs maintained their double-figure cushion throughout the remainder of the half en route to opening up a comfortable 41-27 halftime lead.

SLU did manage to cut the deficit to single digits (48-39) five minutes into the second stanza, before Charles Rhodes helped MSU reclaim the momentum by scoring four of his 12 second-half points over the next minute to increase the margin back up to 13 points with 14:09 left. The Lions would not get any closer than 11 points the rest of the way, as MState went up by 20 points with 7:11 left and eventually built a 27-point cushion before settling for the 25-point triumph.

For the contest, the Bulldogs benefitted from a 39-24 rebounding advantage, while holding Southeastern Louisiana to just 1-of-11 shooting from beyond the arc. The win marked MSU's 23rd straight December home victory.

MSU's Jamont Gordon registered his fourth 20-point effort of the season with a game-high 25 points, while Rhodes finished with 16 points on 7-of-8 accuracy from the field. Both players also added a game-best seven rebounds apiece. Patrick Sullivan paced the visitors with 16 points on 6-of-8 field goals and 4-of-4 free throws.

SOUTHEASTERN LOUISIANA (5-3)

Player	FG	3FG	FT	RB	PF	PT	A	Min
Span	4-10	0-1	2-2	3	2	10	0	31
Nance	4-9	0-1	0-0	4	2	8	3	27
Sullivan	6-8	0-0	4-4	1	3	16	0	22
Green	2-9	0-4	3-3	2	0	7	2	30
Nicks	3-6	1-2	0-0	3	4	7	2	35
Dunbar	0-1	0-1	0-0	1	1	0	0	9
Arnold	4-9	0-2	1-2	2	1	9	0	23
Ndombamba	0-2	0-0	2-4	5	3	2	0	18
Austin	0-0	0-0	0-0	1	1	0	0	5
Team				2				
TOTALS	23-54	1-11	12-15	24	17	59	7	200

MISSISSIPPI STATE (5-3)

Player	FG	3FG	FT	RB	PF	PT	A	Min
Rhodes	7-8	0-0	2-2	7	5	16	0	30
Varnado	4-6	0-0	0-0	3	5	8	0	17
Hansbrough	4-7	1-2	1-1	3	1	10	1	28
Stewart	2-6	2-5	0-0	1	1	6	2	30
Gordon	8-18	1-3	8-10	7	1	25	4	32
R. Johnson	0-1	0-1	1-2	0	0	1	1	6
Begley	0-0	0-0	0-0	0	0	0	0	1
Lupe	0-0	0-0	0-0	1	0	0	0	1
Bryant	1-1	0-0	0-0	0	0	2	0	1
Benock	1-4	1-3	0-0	4	0	3	1	14
B. Johnson	1-1	0-0	0-0	0	0	2	0	2
Augustus	3-5	2-2	0-0	6	1	8	0	11
Turner	0-2	0-2	1-2	0	1	1	0	12
Bolen	0-0	0-0	0-0	0	0	0	0	1
Bailey	1-2	0-0	0-2	4	0	2	1	14
Team				3				
TOTALS	32-61	7-18	13-19	39	15	84	10	200

Halftime: MSU 41, SLU 27. FG%: MSU 52.5%, SLU 42.6%. 3FG%: MSU 38.9%, SLU 9.1%. FT%: MSU 68.4%, SLU 80.0%. Turnovers: MSU 21 (Rhodes 5), SLU 22 (Span, Green 5). Blocked Shots: MSU 6 (Varnado 4), SLU 2 (Sullivan, Green 1). Steals: MSU 11 (Rhodes 3), SLU 11 (Nance 5). Officials: Doug Shows, Antinio Petty, Kevin Scott. Attendance: 7,719.

GAME #9 RECAP

MIAMI (FL) 64, MSU 58 DEC. 13, 2007 • STARKVILLE, MS

In closing out a three-game homestand, the Bulldogs had their 23-game winning streak in December home contests snapped by dropping a 64-58 decision to the unbeaten Miami Hurricanes at MSU's Humphrey Coliseum.

The visitors held the upper hand for the better part of the opening 15 minutes of the contest, going on top by as many as seven points on two different occasions. However, MState (5-4) went on a 10-2 run late in the half to take a five-point lead (28-23) with 1:23 remaining. Miami (9-0) responded by scoring the final two baskets of the period to cut the deficit to a single point (28-27) by the break.

Following six lead changes and two ties through the first six minutes of the second stanza, the Bulldogs reclaimed the lead at the 14:29 mark on a Jamont Gordon layup. MSU maintained the advantage for nearly the next dozen minutes and held a five-point lead (56-51) when Barry Stewart nailed his fifth 3-pointer of the night at the 5:29 mark. Despite State's two subsequent turnovers over the next two minutes of scoreless basketball, Charles Rhodes stepped to the line for a one-and-one opportunity with 3:36 left and failed to lengthen MSU's margin.

Instead, UM's Jack McClinton sandwiched his second and third 3-pointers over a two-minute stretch around a pair of Rhodes free throws to give the Hurricanes a two-point lead (60-58) with 1:26 remaining. After Dwayne Collins' two charity tosses gave Miami a four-point lead, Gordon couldn't convert on the front end of his one-and-one with 29 seconds left. Scoring 11 of his game-high 29 points (20 in the second half) over the game's final 3:22, McClinton sealed Miami's six-point road victory with a pair of free throws.

McClinton was the only Hurricane in double figures on the night, while Gordon and Stewart paced MSU with 18 points apiece. Gordon also added a game-best nine rebounds and five assists, while State's Jarvis Varnado established a new single-game school standard with 10 blocks.

MIAMI, FL (9-0)

Player	FG	3FG	FT	RB	PF	PT	A	Min
Graham	2-6	0-0	0-0	6	3	4	0	27
Asbury	2-7	0-2	4-4	6	0	8	2	32
King	2-11	0-0	1-2	7	1	5	1	26
Dews	3-9	3-7	0-0	3	3	9	2	33
McClinton	11-22	5-10	2-2	5	2	29	2	35
Hurdle	1-4	0-0	0-0	1	1	2	0	12
Rios	0-2	0-1	0-0	1	0	0	0	8
Collins	2-5	0-0	3-4	7	1	7	0	16
Hicks	0-0	0-0	0-0	2	1	0	1	11
Team				5				
TOTALS	23-66	8-20	10-12	43	12	64	8	200

MISSISSIPPI STATE (5-4)

Player	FG	3FG	FT	RB	PF	PT	A	Min
Rhodes	4-12	0-0	2-3	7	2	10	1	35
Varnado	4-6	0-0	0-0	7	2	8	1	31
Hansbrough	0-8	0-8	0-0	4	3	0	2	33
Stewart	6-12	5-9	1-2	4	1	18	1	37
Gordon	7-19	1-5	3-5	9	3	18	5	38
Benock	0-0	0-0	0-0	1	0	0	0	7
B. Johnson	1-1	0-0	0-0	2	2	2	0	14
Turner	1-3	0-2	0-0	0	1	2	0	5
Team				6				
TOTALS	23-61	6-24	6-10	40	14	58	10	200

Halftime: MSU 28, UM 27. FG%: MSU 37.7%, UM 34.8%. 3FG%: MSU 25.0%, UM 40.0%. FT%: MSU 60.0%, UM 83.3%. Turnovers: MSU 10 (Gordon 6), UM 9 (McClinton 4). Blocked Shots: MSU 12 (Varnado 10), UM 6 (Graham 4). Steals: MSU 4 (B. Johnson 2), UM 3 (Three with 1). Officials: Mike Stuart, Ed Corbett, Doug Simons. Attendance: 7,912.

GAME #10 RECAP

SOUTH ALABAMA 71, MSU 67 DEC. 15, 2007 • MOBILE, AL COORS CLASSIC

The visiting Bulldogs tipped off a week-long, road trip by letting a 13-point, second-half lead evaporate in dropping a 71-67 decision to South Alabama at the Mitchell Center in the nightcap of the ninth annual Coors Classic.

In a tightly contested opening 20 minutes of play, MState (5-5) held the advantage for the better part of the first half. However, South Alabama's Demetric Bennett put on a first-half clinic by scoring his team's first 20 points en route to a 25-point opening period. Despite his tremendous one-man performance, MSU still clung to a precarious two-point halftime lead (32-30).

After the two teams battled to within a three-point game for the opening five minutes of the second stanza, the Bulldogs seemed to take total control of the contest by going on a 17-6 run to build a 13-point advantage (57-44) midway through the half following a Phil Turner trey. However, back-to-back MSU miscues resulted in five quick points by the Jaguars (7-3) to cut the deficit to eight points in less than a minute.

Following a three-minute scoring drought by both teams, South Alabama continued its amazing comeback by going on a 13-0 run which turned a nine-point State lead (58-49) into a four-point USA advantage (62-58) by the 3:59 mark. Ben Hansbrough temporarily kept the Bulldogs from completely wilting by scoring MSU's next eight points, including a pair of 3-pointers.

After a Jamont Gordon free throw tied the game at 67-67 with 43 seconds left, the Jaguars' Ronald Douglas tipped in a Bennett miss. Gordon then came down and missed a layup, while Charles Rhodes couldn't convert on either free throw after getting fouled on the offensive rebound. Appropriately enough, Bennett sealed the USA victory with a pair of charity tosses.

Bennett stole the show with his phenomenal 39-point explosion, hitting a sizzling 14-of-17 shots from the field including all six three-point attempts, for the winners. Making his first collegiate start, Turner paced MState with 17 points.

MISSISSIPPI STATE (5-5)

Player	FG	3FG	FT	RB	PF	PT	A	Min
Gordon	1-14	0-6	5-8	13	3	7	5	35
Varnado	4-5	0-0	1-4	10	5	9	1	34
Hansbrough	5-13	4-10	2-2	5	2	16	1	34
Stewart	3-10	1-5	1-3	6	4	8	6	39
Turner	6-9	4-6	1-2	4	5	17	3	26
R. Johnson	0-1	0-1	0-0	0	0	0	0	1
Benock	0-2	0-2	0-0	0	1	0	0	8
Rhodes	4-7	0-0	2-5	4	3	10	0	21
Bailey	0-0	0-0	0-0	0	1	0	0	2
Team								
TOTALS	23-61	9-30	12-24	42	24	67	16	200

SOUTH ALABAMA (7-3)

Player	FG	3FG	FT	RB	PF	PT	A	Min
Coleman	3-7	0-0	3-5	12	3	9	1	36
Davis	1-7	0-0	1-4	4	5	3	1	19
Ford	0-1	0-1	0-0	0	1	0	2	15
Merritt	5-8	4-6	0-2	4	3	14	4	26
Bennett	14-17	6-6	5-7	8	0	39	1	38
Hayles	0-1	0-1	0-2	1	2	0	2	18
Tilford	2-9	0-3	0-0	1	1	4	5	29
P. Tabet	0-0	0-0	0-0	2	0	0	0	8
Douglas	1-3	0-0	0-1	3	4	2	1	11
Team								
TOTALS	26-53	10-17	9-21	39	20	71	17	200

Halftime: MSU 32, USA 30. FG%: MSU 37.7%, USA 49.1%. 3FG%: MSU 30.0%, USA 58.8%. FT%: MSU 50.0%, USA 42.9%. Turnovers: MSU 16 (Gordon 5), USA 18 (Merritt, Bennett 4). Blocked Shots: MSU 7 (Varnado 6), USA 1 (Davis 1). Steals: MSU 13 (Varnado, Hansbrough 3), USA 8 (Coleman, Bennett 3). Officials: Doug Simons, John Hampton, Mark Whitehead. Technicals: USA Bench. Attendance: 6,731.

GAME #11 RECAP

MSU 85, LOYOLA MARYMOUNT 54 DEC. 19, 2007 • LOS ANGELES, CA

In the midst of a week-long, three-game road swing, the Bulldogs claimed an 85-54 victory over Loyola Marymount at Gersten Pavilion.

After jumping out to a 14-5 lead six minutes into the game and building a double-digit advantage (21-10) by the 11:50 mark, MState (6-5) outscored the Lions (3-9), 12-2, over the final four minutes of the half to take a 40-22 halftime lead. Bouncing back from a season-low, seven-point effort (1-14 FGs) in his previous game at South Alabama, Jamont Gordon scored MSU's last 10 points of the opening period en route to a 15-point first half (5-6 FGs & 3-3 treys).

The MSU cushion reached 22 points (47-25) less than two minutes into the second stanza on another Gordon triple. The margin ballooned to 31 points (60-29) by the 15:21 mark and never dipped below 25 points the rest of the way. The Bulldogs shot 67 percent from the field in the second half en route to a season-best, 59-percent performance (34-58 FGs) for the contest.

In recording the team's largest winning margin on an opponent's home floor since the 1962-63 season (99-64 at LSU), MState also set single-game season highs for scoring margin (+31), field goals made (34), assists (25), blocks (12-tied) and steals (14). Defensively, MSU limited LMU to just 33-percent field goal shooting for the game and held a 46-32 advantage on the boards.

With four Bulldogs scoring in double figures, Gordon led the way with a game-high 25 points on 9-of-14 field goals and 5-of-7 treys. Charles Rhodes registered his third double-double of the season (14 pts/10 rebs), while Jarvis Varnado totalled a season-high 10 points (4-4 FGs) along with a Gersten Pavilion-record nine blocks. Shawn Deadwiler led LMU with 11 points.

MISSISSIPPI STATE (6-5)

Player	FG	3FG	FT	RB	PF	PT	A	Min
Rhodes	7-12	0-0	0-2	10	4	14	1	26
Varnado	4-4	0-0	2-6	6	4	10	1	20
Hansbrough	3-8	1-5	1-2	3	1	8	7	25
Stewart	4-8	2-5	0-2	5	1	10	5	25
Gordon	9-14	5-7	2-5	3	2	25	7	30
R. Johnson	3-5	0-2	0-1	3	1	6	2	11
Lupe	0-0	0-0	0-0	0	0	0	0	1
Benock	1-2	1-2	0-0	2	1	3	0	11
B. Johnson	1-1	0-0	0-0	6	1	2	0	15
Augustus	1-1	0-0	1-2	2	3	3	2	10
Turner	1-3	0-2	1-2	1	1	3	0	16
Bolen	0-0	0-0	0-0	0	0	0	0	1
Bailey	0-0	0-0	1-4	5	2	1	0	9
Team								
TOTALS	34-58	9-23	8-26	46	21	85	25	85

LOYOLA MARYMOUNT (3-9)

Player	FG	3FG	FT	RB	PF	PT	A	Min
Deric	1-6	0-1	0-0	2	2	2	0	19
Diederichs	0-3	0-0	0-0	1	2	0	3	22
Counts	2-5	2-4	1-2	1	3	7	1	27
Deadwiler	2-6	0-3	7-7	3	0	11	5	29
Johnson	2-7	1-3	1-2	2	5	6	0	21
Craig	1-4	0-0	0-2	1	4	2	1	11
Sweezy	3-5	0-0	4-6	5	1	10	0	9
Kanne	0-2	0-0	0-0	0	0	0	0	4
Sutton	2-3	0-0	0-0	2	1	4	0	12
Walker	0-3	0-1	0-0	6	3	0	2	20
Ziri	5-10	0-3	0-1	1	0	10	1	19
Maynard	1-3	0-0	0-0	2	2	2	0	7
Team								
TOTALS	19-57	3-15	13-20	32	23	54	13	200

Halftime: MSU 40, LMU 22. FG%: MSU 58.6%, LMU 33.3%. 3FG%: MSU 39.1%, LMU 20.0%. FT%: MSU 30.8%, LMU 65.0%. Turnovers: MSU 22 (B. Johnson 5), LMU 23 (Sutton 5). Blocked Shots: MSU 12 (Varnado 9), LMU 0. Steals: MSU 14 (Four with 3), LMU 13 (Ziri 5). Officials: Tony Greene, Anthony Jordan, Ron Groover. Attendance: 1,005.

GAME #12 RECAP

MSU 95, A&M-CORPUS CHRISTI 70 DEC. 21, 2007 • CORPUS CHRISTI, TX

The Bulldogs concluded their week-long, three-game road swing and closed out their pre-Christmas slate by registering a 95-70 victory over Texas A&M-Corpus Christi at the American Bank Center.

With the visitors coasting to the 25-point road triumph, MSU head coach Rick Stansbury passed his former mentor Richard Williams for sole possession of first place on the school's all-time list with 192 career coaching victories.

A hot-shooting A&M-Corpus Christi club (2-7) bolted to an early six-point lead (15-9) six minutes into the contest, before MState (7-5) went on an 11-2 run over the next four minutes to take a three-point lead (20-17) midway through the opening period. Following a third and fourth tie of the half, MSU's Phil Turner supplied instant offense off the Bulldog bench by scoring 11 straight points for the visitors to give them a six-point advantage (31-25) by the 8:20 mark. Jamont Gordon sank a pair of free throws with no time remaining on the game clock to put the Bulldogs up by 11 points (51-40) at the intermission.

MState maintained its offensive efficiency and picked up its defensive intensity in the second stanza. Hitting 52 percent from the field, while holding the Islanders to just 29 percent shooting during the closing period, the Bulldogs didn't let up in the second half. After stretching the margin to as many as 28 points, MSU headed home for Christmas with the 25-point win.

Charles Rhodes recorded his second straight double-double and fourth of the year with game-high totals of 26 points and 10 rebounds for the winners. Barry Stewart added 19 points on 6-of-8 shooting for the Bulldogs. Kevin Perkins led Texas A&M-Corpus Christi with 19 points.

MISSISSIPPI STATE (7-5)

Player	FG	3FG	FT	RB	PF	PT	A	Min
Rhodes	10-16	0-0	6-9	10	2	26	1	33
Varnado	1-9	0-1	0-0	7	2	2	1	24
Hansbrough	3-7	1-4	0-0	6	1	7	1	20
Stewart	6-8	2-3	5-7	2	1	19	4	36
Gordon	4-8	0-1	5-6	2	2	13	5	24
R. Johnson	2-2	2-2	0-0	2	0	6	1	8
Lupe	0-0	0-0	0-0	0	0	0	0	1
Benock	1-1	1-1	0-0	0	3	3	3	13
B. Johnson	0-1	0-0	0-2	4	4	0	0	12
Augustus	0-1	0-1	0-0	0	0	0	0	4
Turner	4-5	3-3	2-2	3	1	13	2	16
Bolen	0-0	0-0	1-2	1	0	1	0	2
Bailey	1-5	0-0	3-4	5	3	5	0	7
Team								
TOTALS	32-63	9-16	22-32	44	19	95	18	200

TEXAS A&M-CORPUS CHRISTI (2-7)

Player	FG	3FG	FT	RB	PF	PT	A	Min
Reynolds	6-15	3-3	3-4	8	4	18	0	28
Jackson	1-4	0-1	0-0	5	2	2	0	28
Daniels	1-3	1-2	0-0	3	4	3	3	26
Perkins	7-11	2-3	3-3	2	3	19	1	29
Green	1-9	1-5	4-6	1	2	7	3	27
Taylor	0-0	0-0	0-0	0	0	0	0	2
Slatnick	0-0	0-0	0-0	0	0	0	0	1
Bond	0-1	0-0	0-1	1	3	0	1	9
Shorter	0-0	0-0	0-0	0	0	0	2	8
Bullard	4-9	3-7	2-2	1	1	13	0	21
Watt	1-3	1-3	5-6	5	2	8	0	20
Topps	0-0	0-0	0-0	0	1	0	0	1
Team								
TOTALS	21-55	11-24	17-22	29	22	70	10	200

Halftime: MSU 51, TAMUCC 40. FG%: MSU 50.8%, TAMUCC 38.2%. 3FG%: MSU 56.3%, TAMUCC 45.8%. FT%: MSU 68.8%, TAMUCC 77.3%. Turnovers: MSU 10 (Stewart 2), TAMUCC 14 (Daniels, Shorter 3). Blocked Shots: MSU 6 (B. Johnson 3), TAMUCC 6 (Reynolds 3). Steals: MSU 8 (Gordon, Turner 2), TAMUCC 0. Officials: Tom Eades, Mike Thibodeaux, Jeff Smith. Attendance: 2,051.

GAME #13 RECAP

MSU 87, MISSOURI 75

DEC. 30, 2007 • STARKVILLE, MS

The Bulldogs wrapped up their regular-season, non-conference home slate by claiming an 87-75 victory over the Big 12's Missouri Tigers at MSU's Humphrey Coliseum.

Sparked by an impressive first-half shooting performance by Matt Lawrence, Missouri (9-5) opened up a six-point lead (20-14) by the 11:50 mark of the opening period. Playing without all-SEC senior forward Charles Rhodes (sprained left ankle), the Bulldogs (8-5) came to life and went on a 21-5 streak to take a 10-point advantage (35-25) with 4:42 remaining in the half.

Lawrence's fourth 3-pointer of the half (in five attempts) paved the way for nine unanswered Mizzou points to cut the deficit to a point (35-34). However, State's Barry Stewart and Ben Hansbrough connected on consecutive treys to put the Bulldogs back up by seven points (41-34) before settling for a three-point halftime lead (41-38).

After the visiting Tigers knotted up the game at 41-41 within the opening seconds of the second stanza, the Bulldogs went on a 15-3 run to go up by a dozen points (56-44) by the 14:33 mark. However, Missouri fought back and outscored the home team, 16-3, over the next five minutes and claimed a brief one-point lead (60-59) after a second straight 3-pointer by Stefhon Hannah.

A former Mr. Basketball for the state of Missouri during his prep playing days, Hansbrough temporarily stopped the visiting team's momentum with a key 3-pointer with 8:42 left. A Stewart trey and a tip-in by Jamont Gordon later gave the Bulldogs a 73-66 lead at the 3:30 mark. Clutch 10-of-12 free-throw shooting down the stretch sealed MState's third straight victory.

Stewart posted new career highs in points (24) and assists (7), while Gordon added 20 points, eight rebounds and five assists for the winners. MU's Matt Lawrence finished the contest with a game-high 28 points on 10-of-15 field-goal shooting and 6-of-11 accuracy from beyond the arc.

MISSOURI (9-5)

Player	FG	3FG	FT	RB	PF	PT	A	Min
Carroll	5-9	0-1	2-4	4	5	12	1	32
Lyons	1-6	0-1	1-4	2	1	3	1	13
Hannah	5-12	3-7	4-6	2	5	17	7	23
Horton	0-2	0-1	0-0	2	3	0	4	24
M. Lawrence	10-15	6-11	2-2	6	3	28	1	36
K. Lawrence	1-5	0-1	0-0	1	1	2	2	16
Tiller	0-2	0-1	2-2	4	3	2	2	22
Brown	3-7	0-2	0-0	3	2	6	0	15
Safford	2-3	0-1	0-1	4	1	4	0	9
Volkus	0-0	0-0	0-0	1	1	0	0	2
Butterfield	0-1	0-1	1-2	1	4	1	1	8
Team				3				
TOTALS	27-62	9-27	12-21	33	29	75	19	200

MISSISSIPPI STATE (8-5)

Player	FG	3FG	FT	RB	PF	PT	A	Min
Gordon	8-17	0-4	4-5	8	3	20	5	38
Varnado	4-6	0-0	1-4	8	3	9	0	23
Hansbrough	4-8	2-5	5-8	8	5	15	4	38
Stewart	8-14	3-7	5-5	4	3	24	7	38
Turner	4-10	0-3	4-6	10	2	12	2	34
R. Johnson	2-3	0-1	0-0	0	0	4	0	7
Benock	0-1	0-1	1-2	0	0	1	0	3
B. Johnson	1-1	0-0	0-0	2	2	2	0	13
Augustus	0-0	0-0	0-0	0	0	0	0	2
Bailey	0-0	0-0	0-0	0	1	0	0	4
Team				3				
TOTALS	31-60	5-21	20-30	43	19	87	18	200

Halftime: MSU 41, MU 38. FG%: MSU 51.7%, MU 43.5%. 3FG%: MSU 23.8%, MU 33.3%. FT%: MSU 66.7%, MU 57.1%. Turnovers: MSU 14 (Gordon, Stewart 3), MU 12 (Five with 2). Blocked Shots: MSU 7 (Varnado 5), MU 3 (Three with 1). Steals: MSU 5 (Stewart, Turner 2), MU 6 (Carroll, Hannah 2). Officials: Duke Edsall, Terry Moore, Donnee Gray. Attendance: 8,249.

GAME #14 RECAP

MSU 77, LAFAYETTE 53

JAN. 5, 2008 • JACKSON, MS

The Bulldogs concluded the non-conference portion of their regular-season slate by posting a 77-53 victory over Lafayette College at Jackson's Mississippi Coliseum.

The 24-point win extended MState's season-best winning streak to four consecutive games and marked the team's eighth straight hoops triumph (6-0 under Rick Stansbury) in Mississippi's capital city dating back to the 1985-86 campaign.

In this year's contest against one of the nation's leading three-point shooting teams, MSU (9-5) built a double-digit lead (17-7) eight minutes into the contest. The Bulldogs' cushion increased to as many as 21 points (34-13) by the 5:29 mark, but the visiting Leopards (8-6) by way of Easton, Pa., managed to cut the deficit to a dozen points (37-25) by halftime.

Lafayette came out of the locker room to score the first seven points of the second stanza and would later narrow the gap to just four points (44-40) on a layup by Bilal Abdullah at the 15:36 mark. However, MState would come alive to tally 10 unanswered points to go back up by 14 points (54-40) midway through the period.

The Leopards would trim the margin to single digits one last time (55-46) at the 7:50 mark, but the Bulldogs responded with 12 straight points this time to mount as much as a 29-point bulge before settling with the 24-point victory.

Entering the contest ranked third in the NCAA in made 3-pointers per game (11.2/gm) and sixth in three-point percentage (.426), Lafayette was held to just 6-of-25 shooting (.240) from beyond the arc and only 26.4 percent (19-of-72 FGs) overall from the field in the contest.

Ben Hansbrough paced MSU with 17 points, while Jarvis Varnado had his second career double-double with a career-high 16 points and 12 rebounds. Abdullah led all scorers with 21 points.

LAFAYETTE (8-6)

Player	FG	3FG	FT	RB	PF	PT	A	Min
Schmidt	5-9	0-0	0-0	5	2	10	0	19
Betley	2-7	1-2	1-2	8	4	6	0	25
Gruner	2-9	0-2	0-0	6	2	4	3	24
Brown	1-9	1-7	0-0	0	1	3	2	28
Abdullah	5-15	4-9	7-10	3	3	21	2	33
Cummins	0-3	0-2	0-0	2	0	0	0	7
Wheeler	0-0	0-0	0-0	0	0	0	0	4
Kari	1-4	0-1	1-2	2	1	3	0	11
Visockas	1-3	0-1	0-0	3	0	2	0	12
Benbow	0-1	0-1	0-0	2	0	0	1	5
Mintz	1-3	0-0	0-0	1	0	2	0	6
Detmer	0-4	0-0	0-1	2	2	0	0	18
Koltun	1-5	0-0	0-0	6	2	2	0	8
Team				4				
TOTALS	19-72	6-25	9-15	44	17	53	8	200

MISSISSIPPI STATE (9-5)

Player	FG	3FG	FT	RB	PF	PT	A	Min
Gordon	6-19	1-4	2-2	7	1	15	7	33
Varnado	5-5	0-0	6-9	12	1	16	0	26
Hansbrough	6-10	5-8	0-0	4	1	17	4	33
Stewart	2-8	1-5	1-2	3	2	6	1	32
Turner	2-6	1-4	3-4	8	4	8	1	28
R. Johnson	5-6	1-2	0-0	3	2	11	0	14
Begley	0-0	0-0	0-0	0	0	0	0	2
lupe	0-0	0-0	0-0	1	0	0	0	2
Benock	0-3	0-2	0-0	0	0	0	2	9
B. Johnson	1-1	0-0	2-2	4	2	4	0	11
Augustus	0-1	0-1	0-0	1	0	0	0	2
Bolen	0-1	0-1	0-0	0	0	0	0	3
Bailey	0-2	0-0	0-2	2	1	0	0	5
Team				3				
TOTALS	27-62	9-27	14-21	48	14	77	15	200

Halftime: MSU 37, LC 25. FG%: MSU 43.5%, LC 26.4%. 3FG%: MSU 33.3%, LC 24.0%. FT%: MSU 66.7%, LC 60.0%. Turnovers: MSU 17 (Gordon 6), LC 16 (Betley, Detmer 5). Blocked Shots: MSU 10 (Varnado 5), LC 4 (Abdullah 3). Steals: MSU 8 (B. Johnson 2), LC 9 (Schmidt 3). Officials: Ted Valentine, Bert Smith, Mike Nance. Attendance: 3,044.

GAME #15 RECAP

MSU 61, LSU 39

JAN. 9, 2008 • BATON ROUGE, LA

The Bulldogs opened up conference play with a stout defensive effort by claiming a convincing 61-39 road victory over the short-handed LSU Tigers at the Pete Maravich Assembly Center.

Following an early 2-2 tie one minute into the game, MState (10-5, 1-0) went on a 13-2 spurt to take an 11-point lead (15-4) by the 13:10 mark of the opening period. Playing without the injured tandem of Tasmin Mitchell and Chris Johnson, the Tigers (7-8, 0-1) managed to cut a 12-point deficit late in the period in half as Marcus Thornton bombed in back-to-back 3-pointers within the final minute to bring the home team back to within a six-point margin (25-19) by the intermission.

After Anthony Randolph's three-point play tipped off second-half play to pull the Tigers to within three points, LSU then went nearly six minutes without scoring. In making another 13-2 run over a seven-minute span, the Bulldogs reclaimed their double-digit lead in which they would never again relinquish.

After being held to just seven first-half field goals on only 23 percent shooting, the Tigers fell off that pace in the closing 20 minutes by again hitting only seven shots in 36 second-half attempts for a frigid 19 percent. With the Bulldogs connecting on 54 percent of their second-half attempts and owning a 27-19 advantage on the boards in the half, MSU would easily secure its third straight series win over LSU.

In addition to winning in Baton Rouge for consecutive years for the first time in a decade, MState allowed the fewest points to an SEC opponent since dropping a 38-36 overtime decision to Auburn during the pre-shot clock era of the 1982 SEC Tournament.

With MSU still without injured all-SEC forward Charles Rhodes, Jarvis Varnado stepped up to record a second straight double-double with 13 points and a career-high 17 rebounds to go along with seven blocks. Held to just 14 total field goals as a team on only 21 percent shooting, LSU was led by Thornton's dozen points.

MISSISSIPPI STATE (10-5, 1-0)

Player	FG	3FG	FT	RB	PF	PT	A	Min
Gordon	5-13	1-4	2-3	6	2	13	1	37
Varnado	6-10	0-0	1-4	17	2	13	0	25
Hansbrough	3-7	1-5	0-0	7	3	7	4	30
Stewart	2-6	1-4	6-8	6	3	11	5	35
Turner	2-6	0-2	0-0	3	3	4	1	34
R. Johnson	3-4	0-1	0-0	3	0	6	0	12
Begley	0-0	0-0	0-0	0	0	0	0	1
lupe	0-0	0-0	0-0	1	0	0	0	1
Benock	1-1	1-1	0-0	0	0	3	0	8
B. Johnson	0-0	0-0	0-0	0	1	0	0	9
Augustus	1-2	0-1	0-0	0	0	2	0	1
Bolen	0-0	0-0	0-0	2	0	0	0	1
Bailey	1-1	0-0	0-2	1	1	2	0	6
Team				1				
TOTALS	24-50	4-18	9-17	47	15	61	11	200

LSU (7-8, 0-1)

Player	FG	3FG	FT	RB	PF	PT	A	Min
Randolph	4-13	0-0	2-5	9	3	10	0	26
M. Thornton	2-14	2-6	6-6	7	1	12	0	33
Spencer	0-6	0-4	0-0	2	0	0	0	19
Martin	2-11	0-4	0-0	1	2	4	2	26
Temple	2-7	0-1	0-0	3	2	4	1	37
Mason	3-9	0-0	1-2	3	3	7	0	29
Green	1-2	0-0	0-0	0	1	2	0	12
Farrer	0-4	0-2	0-0	4	1	0	1	15
Q. Thornton	0-0	0-0	0-0	0	1	0	0	3
Team				7				
TOTALS	14-66	2-17	9-13	36	14	39	4	200

Halftime: MSU 25, LSU 19. FG%: MSU 48.0%, LSU 21.2%. 3FG%: MSU 22.2%, LSU 11.8%. FT%: MSU 52.9%, LSU 69.2%. Turnovers: MSU 17 (Gordon, Bailey 3), LSU 9 (Temple 3). Blocked Shots: MSU 10 (Varnado 7), LSU 4 (Randolph 2). Steals: MSU 5 (Turner 2), LSU 6 (Mason 3). Officials: Mike Stuart, Rick Hartzell, Antinio Petty. Attendance: 7,843.

GAME #16 RECAP

MSU 60, GEORGIA 49

JAN. 12, 2008 • STARKVILLE, MS

The homestanding Bulldogs notched their sixth consecutive victory of the season by successfully opening up their SEC home slate with a 60-49 win over the Bulldogs of Georgia at MSU's Humphrey Coliseum.

MState (11-5, 2-0) scored the game's first seven points and later still led by six points (16-10) with 7:12 remaining in the low-scoring first half of play. Georgia (9-5, 0-1) claimed its first lead of the contest at 22-20 with 3:19 left following back-to-back driving layups by Sundiata Gaines and a jumper by Corey Butler. MSU countered with dunks by all-SEC standouts Charles Rhodes and Jamont Gordon to take back a 27-24 advantage heading into halftime.

After Butler opened the second stanza with consecutive jumpers to put UGA back on top by a single point (28-27), MState went on an 18-2 run over the next seven minutes to break out to a 15-point cushion (45-30) by the 11:23 mark. Georgia responded by scoring nine unanswered points within a four-minute span to cut the deficit to a half-dozen points (45-39) with 7:42 remaining.

A Riley Benock 3-pointer at the 5:21 mark ended a six-minute scoring drought by MSU. State would go on to build an 11-point margin (50-39) before Georgia scored five straight points to pull to within six points (50-44) again with 1:55 left. A Terrance Woodbury 3-pointer with 49 seconds remaining would bring UGA to within a half-dozen points (53-47) one last time before the home team connected on 7-of-8 charity tosses over the final 43 seconds to seal the 11-point triumph and give MState its ninth win in 10 SEC home openers during the Rick Stansbury era.

In setting a new school record with 16 blocks on the day (10 by Jarvis Varnado), MSU held its third straight opponent to less than 30 percent shooting as UGA struggled with 16-of-65 (24.6%) from the field and just 3-of-17 (18%) from the arc.

Gordon and Gaines had 15 points apiece to lead the respective teams. Varnado added nine points and nine rebounds for the winners.

GEORGIA (9-5, 0-1)

Player	FG	3FG	FT	RB	PF	PT	A	Min
Woodbury	1-10	1-4	3-4	4	4	6	1	23
Bliss	1-3	0-0	0-0	4	2	2	0	21
Gaines	5-18	1-6	4-7	6	4	15	1	33
Butler	4-7	0-1	1-2	5	3	9	2	31
Humphrey	1-8	1-3	2-3	7	5	5	1	36
Barnes	0-1	0-0	0-0	2	1	0	0	4
Swansey	1-5	0-2	0-0	2	1	2	1	15
Brewer	0-2	0-1	0-0	3	0	0	0	8
Jackson	1-2	0-0	0-0	2	0	2	0	10
Price	2-9	0-0	4-6	3	1	8	0	19
Team				6				
TOTALS	16-65	3-17	14-22	44	21	49	6	200

MISSISSIPPI STATE (11-5, 2-0)

Player	FG	3FG	FT	RB	PF	PT	A	Min
Gordon	6-12	0-3	3-3	9	3	15	2	33
Varnado	4-5	0-0	1-1	9	3	9	0	21
Hansbrough	2-6	1-3	1-2	2	3	6	2	36
Stewart	3-13	0-5	3-5	5	4	9	2	36
Turner	2-7	2-6	1-2	9	3	7	2	37
R. Johnson	0-2	0-1	0-0	1	0	0	0	6
Benock	1-2	1-2	3-4	1	0	6	1	10
B. Johnson	0-1	0-0	0-0	1	0	0	1	9
Rhodes	4-5	0-0	0-2	3	1	8	0	12
Team				1				
TOTALS	22-53	4-20	12-19	41	17	60	10	200

Halftime: MSU 27, UGA 24. FG%: MSU 41.5%, UGA 24.6%. 3FG%: MSU 20.0%, UGA 17.6%. FT%: MSU 63.2%, UGA 63.6%. Turnovers: MSU 16 (Three with 4), UGA 14 (Gaines, Price 3). Blocked Shots: MSU 16 (Varnado 10), UGA 1 (Jackson 1). Steals: MSU 6 (Stewart, Turner 2), UGA 11 (Humphrey 4). Officials: J.B. Caldwell, John Hampton, Mark Whitehead. Attendance: 8,713.

GAME #17 RECAP

MSU 69, KENTUCKY 64

JAN. 15, 2008 • STARKVILLE, MS

The homestanding Bulldogs moved to 3-0 in SEC play for the first time since 1993-94 with a 69-64 home triumph over the Kentucky Wildcats in front of an ESPN viewing audience at MSU's Humphrey Coliseum.

After battling through five lead changes during the opening seven minutes of play, MState (12-5, 3-0) grabbed a six-point lead (22-16) following a Charles Rhodes dunk at the 9:13 mark of the opening period. The Bulldogs' lead grew to 10 points by the closing minutes of the half, but Kentucky (7-8, 1-1) scored the final five points of the first half to trim the deficit in half (32-27) by the halftime buzzer.

MSU seemingly regained control of the contest during the opening 10 minutes of the second stanza, building as much as a 12-point cushion (45-33) following a 3-pointer by Phil Turner at the 14:58 mark. Aided by some poor second-half free throw shooting by MSU and back-to-back Bulldog turnovers around the 5:00 mark, the Wildcats managed to get to within three points (56-53) after a Ramel Bradley layup with 5:01 left.

The Bulldogs regrouped and kept plugging away at the charity stripe to eventually go back up by eight points (65-57) after a 1-for-2 trip to the line by Rhodes with 30 seconds remaining. However, an MSU miscue sandwiched between four straight free throws by UK's Bradley followed by a Joe Crawford 3-pointer made it a two-point contest with nine seconds left in the game. Though he struggled from the field (2-of-11 FGs & 0-of-5 treys) on the night, State's Barry Stewart came through in the clutch by hitting 3-of-4 free throws over the final five seconds to give the Bulldogs their seventh straight win of the season.

Jarvis Varnado over-shadowed Jamont Gordon's game-high 24 points by recording the third triple-double in school history with 10 points, 12 rebounds and a school record-tying 10 blocks. MSU had 15 blocks to mark the fourth straight game in double digits. UK guards Bradley and Crawford tallied 22 and 20 points, respectively.

KENTUCKY (7-8, 1-1)

Player	FG	3FG	FT	RB	PF	PT	A	Min
Harris	1-3	0-1	0-0	4	3	2	1	38
Coury	1-6	0-0	1-2	3	2	3	1	20
Patterson	4-11	0-0	2-2	3	3	10	0	36
Bradley	6-17	2-10	8-8	4	2	22	4	40
Crawford	8-19	4-8	0-0	5	4	20	5	39
Krebs	0-0	0-0	0-0	1	0	0	0	1
Porter	1-1	1-1	0-0	0	1	3	0	2
Stewart	0-0	0-0	0-0	1	0	0	0	1
Stevenson	2-3	0-0	0-0	7	5	4	1	23
Team				5				
TOTALS	23-60	7-20	11-12	33	20	64	12	200

MISSISSIPPI STATE (12-5, 3-0)

Player	FG	3FG	FT	RB	PF	PT	A	Min
Rhodes	5-8	0-0	2-4	3	0	12	2	30
Varnado	3-5	0-0	4-10	12	2	10	1	36
Stewart	2-11	0-5	5-8	4	3	9	4	35
Turner	4-10	3-8	0-0	4	1	11	1	33
Gordon	7-11	5-7	5-9	9	3	24	5	36
R. Johnson	0-3	0-2	0-0	1	0	0	0	6
Begley	0-0	0-0	0-0	0	0	0	0	1
Benock	0-0	0-0	0-0	1	1	0	0	11
B. Johnson	1-2	0-0	0-0	2	1	2	0	9
Bailey	0-1	0-0	1-2	1	2	1	0	3
Team				3				
TOTALS	22-51	8-22	17-33	40	13	69	13	200

Halftime: MSU 32, UK 27. FG%: MSU 43.1%, UK 38.3%. 3FG%: MSU 36.4%, UK 35.0%. FT%: MSU 51.5%, UK 91.7%. Turnovers: MSU 13 (Stewart 5), UK 10 (Bradley 5). Blocked Shots: MSU 15 (Varnado 10), UK 5 (Harris, Stevenson 2). Steals: MSU 2 (Rhodes, Stewart), UK 7 (Bradley 4). Technicals: UK (Team). Officials: Doug Shows, Anthony Jordan, Rick Crawford. Attendance: 9,862.

GAME #18 RECAP

MSU 66, ALABAMA 56

JAN. 19, 2008 • TUSCALOOSA, AL

The visiting Bulldogs stretched their overall winning streak to eight consecutive games and SEC win string to four straight contests with a 66-56 victory over Alabama at Coleman Coliseum.

During an opening 20 minutes of play which featured five lead changes and four ties, MState (13-5, 4-0) owned the advantage for the majority of the first half. After the visitors led by as many as six points (14-8) four minutes into the game and then later owned a five-point margin (25-20) with 5:37 left, the Crimson Tide (11-8, 0-4) took a brief one-point lead (28-27) on a pair of Alonzo Gee free throws with 1:52 remaining.

However, the Bulldogs capped off a 7-of-14 first-half shooting performance from beyond the three-point arc with back-to-back treys by Riley Benock and Ben Hansbrough over the final minute to give MSU a 33-28 halftime advantage.

Following a made trey by Bama's Mykal Riley to open the second-half scoring, Jamont Gordon answered with a 3-pointer of his own to ignite a 9-0 State run. Midway through the half, the Tide scored seven unanswered points to cut the deficit to four points (52-48) with 8:21 left in the contest. MState's Barry Stewart responded with a clutch 3-pointer from the corner to halt the Bama run.

Four minutes later, Senario Hillman converted a three-point play to once again narrow the gap to four points (59-55) with 3:58 left to play. Back-to-back buckets by Gordon and Jarvis Varnado put the visitors back up by eight points with 2:06 left on the clock. MSU held Alabama to a single point over the game's final four minutes to win in Tuscaloosa for the first time since 2003-04 and prevail by double digits at Coleman Coliseum for the first time since 1989-90.

As a team, the Bulldogs drilled a season-high 12 three-point field goals (in 26 attempts), while the Tide struggled with 2-of-14 shooting from beyond the arc. Gordon hit for a game-high 24 points for the second straight contest en route to earning SEC Player of the Week and national honors by FOX Sports and *The Sporting News*. Stewart followed with 16 points for the winners. Richard Hendrix paced Alabama with 21 points.

MISSISSIPPI STATE (13-5, 4-0)

Player	FG	3FG	FT	RB	PF	PT	A	Min
Rhodes	2-7	0-1	1-2	9	2	5	0	31
Varnado	2-4	0-0	0-2	6	4	4	0	21
Stewart	6-11	3-5	1-2	1	3	16	3	35
Turner	1-5	1-4	0-0	2	2	3	3	28
Gordon	10-17	4-8	0-1	4	3	24	5	34
R. Johnson	0-0	0-0	2-4	1	0	2	1	2
Hansbrough	3-8	3-7	0-2	1	1	9	0	25
Benock	1-1	1-1	0-0	0	0	3	1	4
B. Johnson	0-1	0-0	0-0	2	2	0	0	7
Bailey	0-0	0-0	0-0	4	3	0	0	13
Team				4				
TOTALS	25-54	12-26	4-13	34	20	66	13	200

ALABAMA (11-8, 0-4)

Player	FG	3FG	FT	RB	PF	PT	A	Min
Jemison	3-6	0-1	2-4	6	3	8	2	35
Hendrix	8-10	0-0	5-8	6	3	21	4	36
Riley	2-9	1-6	0-0	7	4	5	4	35
Pickett	1-4	0-2	0-0	1	0	2	1	28
Gee	2-9	0-3	6-9	4	1	10	2	30
Torrance	1-1	0-0	0-0	1	0	2	2	6
Hollinger	1-2	1-2	0-2	0	0	3	1	13
Hillman	2-2	0-0	1-1	0	2	5	0	15
Coleman	0-0	0-0	0-0	0	0	0	0	1
Knox	0-1	0-0	0-0	1	1	0	0	1
Team				3				
TOTALS	20-44	2-14	14-24	29	14	56	16	200

Halftime: MSU 33, UA 28. FG%: MSU 46.3%, UA 45.5%. 3FG%: MSU 46.2%, UA 14.3%. FT%: MSU 30.8%, UA 58.3%. Turnovers: MSU 12 (Gordon 4), UA 17 (Hendrix 7). Blocked Shots: MSU 3 (Three with 1), UA 7 (Hendrix 3). Steals: MSU 7 (Varnado 3), UA 7 (Riley 3). Officials: Tom Eades, John Hampton, Tracy Woodson. Attendance: 11,290.

GAME #19 RECAP

MSU 88, #15 MISSISSIPPI 68 JAN. 26, 2008 • STARKVILLE, MS

The Bulldogs extended their season winning streaks to nine consecutive games overall and five straight to begin SEC play by claiming an 88-68 home triumph over No. 15 Mississippi with 10,421 fans on hand at Humphrey Coliseum.

After battling through six lead changes and two ties during the opening 10 minutes of play, MState (14-5, 5-0) scored seven unanswered points over a four-minute span to take a 28-21 lead with 6:06 remaining in the first half. The Rebels (15-3, 2-3) would cut the deficit to three points (34-31) with two minutes left, but the Bulldogs scored the final four points of the half to take a 38-31 halftime advantage.

MSU's lead was not seriously challenged the rest of the contest, as they took a trio of 10-point leads during the opening five minutes of the second stanza. After Ole Miss cut the deficit to seven points (49-42) at the 14:42 mark, State's Jamont Gordon converted a three-point play and then followed with a message-sending dunk to give the Bulldogs a 13-point cushion (55-42) with 13:12 left in the contest.

With the home team shooting 69 percent from the field in the second half and fueled by Charles Rhodes' 18 second-half points, the Bulldogs maintained their double-digit cushion over the final 14 minutes of the contest. The 20-point victory marked MSU's 10th consecutive home triumph over Ole Miss during the Rick Stansbury era and gave the Bulldogs their seventh straight SEC home win dating back to last February.

As a team, MSU shot 57 percent from the field for the game, along with holding UM to just 37 percent accuracy. Rhodes paced five double-digit State scorers with a game-high 26 points on 12-of-14 shooting, while Dwayne Curtis had 18 points and 11 rebounds for the visitors.

MISSISSIPPI (15-3, 2-3)

Player	FG	3FG	FT	RB	PF	PT	A	Min
Williams	1-4	0-0	0-3	3	4	2	0	19
Curtis	7-11	0-0	4-4	11	3	18	3	31
Warren	5-20	2-10	3-4	3	0	15	3	35
Polynice	7-13	0-0	0-0	7	2	14	1	34
Gaskins	1-7	1-3	0-0	0	2	3	0	24
Smith	0-0	0-0	0-0	0	0	0	1	5
Watson	1-3	0-0	0-0	1	1	2	0	7
White	4-7	0-0	1-1	2	4	9	0	20
Graham	1-3	1-1	0-0	2	0	3	0	10
Huertas	1-8	0-3	0-0	5	1	2	0	15
Team				5				
TOTALS	28-76	4-17	8-12	39	17	68	8	200

MISSISSIPPI STATE (14-5, 0-0)

Player	FG	3FG	FT	RB	PF	PT	A	Min
Rhodes	12-14	0-0	2-3	6	1	26	1	28
Varnado	4-5	0-0	4-4	8	3	12	1	29
Stewart	5-11	0-4	2-4	4	2	12	3	33
Turner	0-5	0-2	0-0	6	3	0	0	28
Gordon	5-12	2-6	1-1	1	2	13	6	30
R. Johnson	1-2	1-1	0-0	0	0	3	0	4
Begley	0-1	0-1	0-0	0	0	0	0	1
Iupe	0-0	0-0	0-0	1	0	0	0	1
Bryant	0-1	0-0	0-0	0	0	0	0	1
Benock	4-5	4-5	0-0	1	0	12	1	21
B. Johnson	1-2	0-0	0-0	3	1	2	3	11
Augustus	0-0	0-0	0-0	0	0	0	0	1
Bolen	0-0	0-0	0-0	0	0	0	0	1
Bailey	2-2	0-0	4-7	3	1	8	0	11
Team				7				
TOTALS	34-60	7-19	13-19	40	13	88	15	200

Halftime: MSU 38, UM 31. FG%: MSU 56.7%, UM 36.8%. 3FG%: MSU 36.8%, UM 23.5%. FT%: MSU 68.4%, UM 66.7%. Turnovers: MSU 11 (Rhodes, Stewart 2), UM 6 (Six with 1). Blocked Shots: MSU 8 (Varnado 4), UM 5 (Five with 1). Steals: MSU 4 (Gordon 2), UM 6 (Warren 3). Officials: Rick Crawford, Antinio Petty, Roger Ayers. Attendance: 10,421.

GAME #20 RECAP

ARKANSAS 78, #25 MSU 58 JAN. 30, 2008 • FAYETTEVILLE, AR

Ranked in the nation's Top 25 for the first time in three years, the 25th-ranked Bulldogs had their nine-game overall winning streak and five-game SEC win string snapped by dropping a 78-58 decision to the Arkansas Razorbacks at Bud Walton Arena.

Keyed by Jamont Gordon's 10 points through the opening eight minutes of play, MState (14-6, 5-1) held a four-point lead (11-7) at the 12:18 mark. With the Razorbacks (15-5, 4-2) playing without starter and Jackson, Miss., native Charles Thomas because of a suspension, senior forward Sonny Weems sparked a 14-0 Arkansas run by hitting three straight 3-pointers to give the home team a 21-11 advantage midway through the half.

MSU cut the deficit in half within a minute, but the Razorbacks responded by reclaiming a double-digit lead (27-16) with 6:43 left in the half. With Arkansas owning a 22-15 rebounding advantage and the Bulldogs saddled with 13 first-half turnovers, the Hogs owned a comfortable 43-28 halftime cushion.

MSU got off the deck and scored the first eight points of the second stanza to cut the margin to seven points (43-36) following a Phil Turner 3-pointer at the 16:02 mark. However, it was Weems yet again who ignited a spark for the home team by hitting a jumper and a 3-pointer to push the lead back up to double figures. The Razorbacks' cushion stayed at twin digits for the final 15 minutes of the contest, as MState suffered its first 20-point defeat since dropping an 83-61 decision at South Carolina on Feb. 11, 2006.

Though limiting Arkansas to 36 percent shooting for the contest, the Bulldogs were out-rebounded, 41-35, and outscored by 13 points at the free throw line. MSU was also credited with 22 turnovers and only five assists on the evening.

Gordon finished with a game-high 24 points, while Charles Rhodes posted a double-double with 11 points and 15 rebounds for the visitors. Weems tallied 22 points, including 5-of-10 accuracy from beyond the three-point arc, and Patrick Beverley registered his own double-double with 19 points and 10 boards for the winners.

MISSISSIPPI STATE (14-6, 5-1)

Player	FG	3FG	FT	RB	PF	PT	A	Min
Rhodes	4-11	0-0	3-5	15	2	11	1	37
Varnado	0-1	0-0	1-2	6	3	1	0	24
Stewart	3-7	0-2	1-2	1	5	7	0	30
Turner	2-6	2-5	0-0	3	3	6	1	27
Gordon	8-16	3-8	5-6	4	3	24	1	37
R. Johnson	2-4	1-2	0-0	1	1	5	0	12
Benock	0-2	0-0	0-0	0	3	0	2	14
B. Johnson	1-1	0-0	2-2	4	0	4	0	12
Bailey	0-1	0-0	0-0	0	3	0	0	7
Team				1				
TOTALS	20-49	6-19	12-17	35	23	58	5	200

ARKANSAS (15-5, 4-2)

Player	FG	3FG	FT	RB	PF	PT	A	Min
Weems	8-17	5-10	1-1	6	2	22	1	28
Washington	2-6	1-2	3-4	4	3	8	1	22
Hill	3-3	0-0	3-4	6	2	9	0	24
Welsh	1-7	1-4	4-5	1	0	7	1	30
Beverley	6-16	1-6	6-8	10	1	19	4	37
Ervin	0-5	0-0	4-4	4	4	4	2	23
Townes	1-4	0-0	4-4	3	2	6	1	19
Britt	0-0	0-0	0-0	1	0	0	0	1
Cox	0-0	0-0	0-0	0	0	0	0	1
Hunter	1-3	1-2	0-0	3	3	3	1	15
Team				3				
TOTALS	22-61	9-24	25-30	41	17	78	11	200

Halftime: UA 43, MSU 28. FG%: MSU 40.8%, UA 36.1%. 3FG%: MSU 31.6%, UA 37.5%. FT%: MSU 70.6%, UA 83.3%. Turnovers: MSU 22 (Gordon 6), UA 12 (Weems, Hill 3). Blocked Shots: MSU 8 (Varnado 4), UA 4 (Washington, Hill 2). Steals: MSU 5 (Five with 1), UA 7 (Welsh, Beverley 2). Officials: Doug Shows, Les Jones, James Breeding. Attendance: 17,927.

GAME #21 RECAP

#7 TENNESSEE 76, #25 MSU 71 FEB. 2, 2008 • STARKVILLE, MS

Despite a valiant second-half comeback, the 25th-ranked Bulldogs dropped a 76-71 home decision to the seventh-ranked Tennessee Volunteers at MSU's Humphrey Coliseum.

Bidding for their first win over a top 10-ranked team since 2002, the homestanding Bulldogs (14-7, 5-2) jumped out to an early 8-2 lead three minutes into the contest. However, a 9-1 Tennessee run over a two-minute span later in the half gave the Volunteers (19-2, 6-1) a five-point lead (16-11) at the 10:34 mark.

An 8-2 MState run, capped by a Barry Stewart 3-pointer, put the home team back on top briefly before the visitors scored seven unanswered points to go back up by six points (25-19) with 6:53 left in the half. The Volunteers used 8-of-16 three-point shooting through the opening 20 minutes of play to acquire a 36-27 halftime lead.

Tennessee maintained control of the contest through the first 13 minutes of the second stanza before MSU's perimeter shooting suddenly came alive. The first of three straight Stewart treys coming at the 6:15 mark ignited a 24-9 Bulldog run that would set up some last-minute dramatics. For nearly a six-minute period, Stewart and fellow Tennessee native Jamont Gordon combined for 7-of-8 three-point shooting to pull the Bulldogs from 17 points down (64-47) to within a basket (73-71) on Stewart's career-high sixth trey with 43 seconds remaining in the contest.

After UT's Wayne Chism misfired on the front end of a 1-and-1 with 34 seconds left, MSU committed a turnover to give the ball back. State got another chance when Jordan Howell only made 1-of-2 free throws with 15 seconds left, but Gordon's trey attempt with seven ticks on the clock was off target. Howell sealed the Vols' road victory with two free throws in the final seconds.

Stewart finished with a game-high 21 points on 6-of-8 treys, while Chris Lofton paced the winners with 20 points. The two teams combined for 22 made 3-pointers in the contest, while UT benefited from a 42-32 rebounding advantage.

TENNESSEE (19-2, 6-1)

Player	FG	3FG	FT	RB	PF	PT	A	Min
T. Smith	3-6	2-2	0-0	4	4	8	4	15
Chism	2-6	2-4	1-3	6	4	7	0	26
J. Smith	5-9	2-6	3-4	5	4	15	1	22
Lofton	6-12	4-9	4-4	1	1	20	1	31
R. Smith	1-5	0-1	0-0	1	1	2	1	22
Howell	2-7	2-5	3-4	4	1	9	2	18
Pearl	0-1	0-0	0-0	0	1	0	0	1
Tabb	0-1	0-1	0-0	4	1	0	2	11
Prince	3-8	0-0	1-2	4	3	7	1	23
Crews	3-7	0-0	0-0	3	2	6	0	21
Williams	1-1	0-0	0-1	5	4	2	0	10
Team				5				
TOTALS	26-63	12-28	12-18	42	26	76	12	200

MISSISSIPPI STATE (14-7, 5-2)

Player	FG	3FG	FT	RB	PF	PT	A	Min
Rhodes	4-9	0-0	7-8	10	2	15	1	35
Varnado	2-4	0-0	1-4	4	2	5	0	30
Stewart	7-9	6-8	1-2	4	2	21	1	34
Turner	1-5	0-2	0-1	3	2	2	0	24
Gordon	4-12	4-10	5-9	3	4	17	6	37
R. Johnson	2-5	0-1	1-1	1	1	5	0	10
Benock	0-0	0-0	0-0	1	1	0	2	15
B. Johnson	1-1	0-0	1-1	2	2	3	0	9
Bailey	1-2	0-0	1-3	4	3	3	0	6
Team				2				
TOTALS	22-47	10-21	17-29	32	21	71	10	200

Halftime: UT 36, MSU 27. FG%: MSU 46.8%, UT 41.3%. 3FG%: MSU 47.6%, UT 42.9%. FT%: MSU 58.6%, UT 66.7%. Turnovers: MSU 16 (Rhodes 5), UT 13 (J. Smith 3). Blocked Shots: MSU 10 (Rhodes 5), UT 3 (Chism 2). Steals: MSU 4 (Stewart 2), UT (Three with 1). Officials: Joe Lindsay, Mike Thibodeaux, Everett Summers. Technicals: Bailey (MSU), Prince (UT). Attendance: 10,150.

GAME #22 RECAP

MSU 73, ALABAMA 66

FEB. 6, 2008 • STARKVILLE, MS

The Bulldogs got back on the winning track by registering a 73-66 home victory over divisional rival Alabama at MSU's Humphrey Coliseum.

Snapping a two-game losing skid with the seven-point home win over the Crimson Tide, MSU (15-7) closed out the first half of the regular-season conference slate with a 6-2 league mark.

During a fairly sluggish first half of play, the Bulldogs built an eight-point lead (16-8) by the 9:19 mark. Alabama (13-10, 2-6) would battle back to tie up the contest two more times late in the half and even take a brief two-point edge (27-25) with 4:23 left. State's Barry Stewart responded with a 3-pointer to help the home team to a four-point lead (33-29) at the intermission.

The Bulldogs maintained their lead throughout the second stanza, opening up as much as an 11-point advantage (56-45) midway through the period. However, the Tide managed to cut the deficit to just two points (60-58) by the 5:31 mark and was still down by just a basket (65-63) with 3:31 left following an Alonzo Gee 3-pointer.

A minute later, MSU's Jarvis Varnado put back a missed Charles Rhodes jumper to give the Bulldogs a four-point lead with 2:27 left. After the two teams traded free throws, MState's Jamont Gordon converted on a pair of charity tosses to lengthen the margin to six points (70-64) with 48 seconds remaining. Following a Mikhail Torrance layup, Gordon missed the second of two free throws. However, Rhodes pulled down the missed second attempt and went to the line, but he failed to connect on either free throw.

With a chance to cut into the deficit, the Tide misfired on two shot attempts on its ensuing possession, which ultimately ended with a turnover. The Bulldogs sealed their first season series sweep of Bama since 1998-99 by hitting two more free throws over the final 22 seconds.

Holding Alabama to just 36 percent shooting for the game, MSU was paced by Gordon and Rhodes with 17 points apiece. Gordon tied his career high with 10 assists to post his second double-double of the season. Gee led a quintet of double-digit Bama scorers with 16 points, but struggled with just 4-of-18 from the field.

ALABAMA (13-10, 2-6)

Player	FG	3FG	FT	RB	PF	PT	A	Min
Jemison	1-4	0-0	0-0	5	1	2	0	11
Hendrix	6-15	0-1	0-2	6	5	12	1	29
Riley	7-16	1-6	0-0	7	3	15	2	39
Hollinger	3-8	2-4	2-4	2	2	10	4	37
Gee	4-18	2-7	6-7	5	1	16	3	37
Torrance	4-6	2-2	0-0	2	1	10	0	16
Pickett	0-0	0-0	0-0	0	0	0	0	2
Hillman	0-1	0-1	0-2	1	1	0	2	15
Coleman	0-1	0-0	1-2	3	3	1	0	14
Team			7					
TOTALS	25-69	7-21	9-17	38	17	66	12	200

MISSISSIPPI STATE (15-7, 6-2)

Player	FG	3FG	FT	RB	PF	PT	A	Min
Rhodes	7-12	0-0	3-6	9	2	17	1	33
Varnado	4-5	0-0	0-0	3	1	8	1	30
Stewart	5-11	3-8	0-0	9	0	13	2	36
Turner	1-3	1-3	1-2	5	0	4	0	14
Gordon	5-13	0-4	7-10	6	2	17	10	38
R. Johnson	0-1	0-0	0-0	1	0	0	0	4
Hansbrough	3-8	2-5	2-2	0	3	10	2	27
Benock	0-0	0-0	0-0	0	1	0	0	3
B. Johnson	0-0	0-0	0-0	2	1	0	0	7
Bailey	1-1	0-0	2-2	2	2	4	0	8
Team			4					
TOTALS	26-54	6-20	15-22	41	12	73	16	200

Halftime: MSU 33, UA 29. FG%: MSU 48.1%, UA 36.2%. 3FG%: MSU 30.0%, UA 33.3%. FT%: MSU 68.2%, UA 52.9%. Turnovers: MSU 13 (Rhodes, Stewart 3), UA 7 (Riley 2). Blocked Shots: MSU 6 (Rhodes, Varnado 2), UA 6 (Jemison, Hendrix 3). Steals: MSU 4 (Gordon 3), UA 6 (Riley 3). Officials: Tom Eades, Mike Nance, Anthony Jordan. Attendance: 9,730.

GAME #23 RECAP

MSU 83, AUBURN 64

FEB. 9, 2008 • AUBURN, AL

The visiting Bulldogs tipped off the second half of their regular-season conference slate in impressive fashion by claiming a convincing 83-64 road victory over the undermanned Auburn Tigers at Beard-Eaves-Memorial Coliseum.

Leading comfortably from the opening tip-off to the final buzzer, MState (16-7, 7-2) scored the first 10 points of the contest en route to jumping out to a 19-4 advantage by the 15:43 mark of the first period. The MSU cushion stayed at double figures for the remainder of the half and throughout the second stanza. Auburn (12-10, 2-7) cut the deficit to 10 points (27-17) on a three-point play by Frank Tolbert at the 8:22 mark. However, the Bulldogs scored six unanswered points to push the margin back up to 16 points.

Despite 12 first-half turnovers, MSU outshot the Tigers 57 percent to 29 percent in addition to owning a commanding 26-8 rebounding advantage en route to posting a 44-29 halftime bulge.

The State lead ballooned to 20 points (52-32) three minutes into the second stanza. The Tigers did muster one last comeback attempt midway through the closing period when a Quantez Robertson layup capped a 7-0 Auburn run to cut the deficit back to 10 points (60-50) with 11:33 remaining. However, a Jamont Gordon 3-pointer put a halt to the momentum, and the Bulldogs went back up by 20 points (72-52) at the 6:57 mark on a Ben Hansbrough layup. The MSU lead grew to as many as 23 points (83-60) after a Hansbrough trey with two minutes left, before the visitors coasted to their third league road triumph in four SEC outings on the season.

For the contest, the Bulldogs shot 52 percent from the field, including 10-of-23 accuracy from beyond the arc, and managed a season-best 89 percent from the charity stripe. Defensively, MSU limited Auburn to just 34 percent shooting for the game and owned a commanding 46-27 rebounding advantage.

Gordon (24 points & 13 rebounds) and Charles Rhodes (17/10) both notched double-doubles for the winners, while Rasheem Barrett led Auburn with 18 points.

MISSISSIPPI STATE (16-7, 7-2)

Player	FG	3FG	FT	RB	PF	PT	A	Min
Rhodes	5-11	0-0	7-7	10	4	17	0	33
Varnado	4-4	0-0	0-0	3	4	8	1	23
Hansbrough	6-9	4-7	4-5	4	3	20	3	38
Stewart	2-5	2-4	1-2	3	2	7	1	37
Gordon	5-11	3-7	11-12	13	1	24	8	37
R. Johnson	2-3	0-1	0-0	0	0	4	0	5
Begley	0-1	0-1	0-0	0	0	0	0	2
Benock	0-1	0-1	0-0	0	0	0	0	4
B. Johnson	0-0	0-0	0-0	1	0	0	0	2
Turner	1-2	1-2	0-0	3	1	3	1	15
Bailey	0-1	0-0	0-0	0	1	0	0	4
Team			9					
TOTALS	25-48	10-23	23-26	46	16	83	14	200

AUBURN (12-10, 2-7)

Player	FG	3FG	FT	RB	PF	PT	A	Min
Prowell	1-6	1-4	0-0	0	5	3	0	22
Tolbert	6-15	0-2	5-6	4	4	17	4	39
Reed	1-6	1-3	1-2	0	2	4	2	20
Barrett	7-22	2-6	2-2	6	3	18	2	32
Robertson	6-8	1-3	3-3	5	3	16	1	37
Hargrove	1-8	1-5	1-2	5	1	4	2	29
Williams	0-1	0-1	0-0	0	1	0	0	5
Heramb	1-2	0-1	0-0	0	2	2	1	16
Team			7					
TOTALS	23-68	6-25	12-15	27	22	64	12	200

Halftime: MSU 44, AU 29. FG%: MSU 52.1%, AU 33.8%. 3FG%: MSU 43.5%, AU 24.0%. FT%: MSU 88.5%, AU 80.0%. Turnovers: MSU 24 (Gordon 8), AU 11 (Four with 2). Blocked Shots: MSU 9 (Varnado 6), AU 2 (Tolbert 2). Steals: MSU 6 (Hansbrough 3), AU 13 (Tolbert 6). Officials: Joe Lindsay, Lee Cassell, Tracy Woodson. Attendance: 7,489.

GAME #24 RECAP

MSU 80, ARKANSAS 74

FEB. 16, 2008 • STARKVILLE, MS

The homestanding Bulldogs survived a second-half scare and extended their SEC Western Division lead to two games over second-place Arkansas by claiming an 80-74 victory over the Razorbacks at MSU's Humphrey Coliseum.

With Charles Rhodes scoring 15 of the team's first 20 points through the opening six minutes of the game, MState (17-7, 8-2) grabbed an early nine-point advantage (22-13) by the 13:35 mark. Arkansas (17-7, 6-4) cut the deficit to four points on a couple of occasions, before the Bulldogs reclaimed a double-digit lead (32-22) on a break-away dunk by Barry Stewart with 8:18 left.

With Rhodes and Stewart hitting for 19 and 12 first-half points, respectively, MSU also benefited from a 22-11 rebounding margin through the opening 20 minutes of play to claim a 47-34 half-time advantage.

Following a dunk by MSU's Jarvis Varnado to begin the second-half scoring, the Razorbacks went on a 19-2 run over the next five minutes to turn a 15-point deficit into a two-point lead (53-51) by the 13:54 mark. Arkansas went up by as many as four points (60-56) with 11:24 remaining, but the Bulldogs would regroup to force four deadlocks over a critical four-minute span.

Seven unanswered points by the home team put State on top by five points (73-68) with 3:56 left. The Razorbacks managed to cut the deficit to three points a couple of times down the stretch, but the Bulldogs finished off the game at the charity stripe. Hitting 23-of-29 from the line on the day, MSU converted on 14-of-18 free throws over the final 7:30 and went on to claim its eighth straight home victory over Arkansas.

With the Bulldogs outscoring the visitors, 23-8, from the line for the game, Rhodes and Stewart paced the winners with 24 and 19 points, respectively. Varnado notched his fourth double-double of the year with 10 points and 10 rebounds, while Jamont Gordon added nine points, eight boards and eight assists. Former MSU transfer Gary Ervin led a quartet of double-digit Arkansas scorers with 15 points off the bench.

ARKANSAS (17-7, 6-4)

Player	FG	3FG	FT	RB	PF	PT	A	Min
Weems	6-14	2-5	0-0	3	2	14	4	39
Washington	1-2	1-2	0-0	0	2	3	0	12
Hill	2-3	0-0	2-2	4	2	6	0	17
Welsh	4-5	0-1	1-1	1	1	9	0	13
Beverley	4-7	2-4	1-3	6	2	11	0	39
Ervin	6-11	2-3	1-2	4	3	15	1	29
Thomas	1-5	0-0	1-1	3	5	3	1	13
Townes	4-9	0-0	2-6	4	1	10	1	22
Hunter	1-7	1-5	0-0	1	5	3	0	16
Team			7					
TOTALS	29-63	8-20	8-15	33	23	74	7	200

MISSISSIPPI STATE (17-7, 8-2)

Player	FG	3FG	FT	RB	PF	PT	A	Min
Rhodes	9-18	1-1	5-7	1	2	24	1	28
Varnado	3-4	0-0	4-6	10	2	10	0	29
Hansbrough	3-4	1-2	1-1	3	5	8	0	35
Stewart	5-11	3-5	6-6	5	4	19	1	38
Gordon	1-9	0-4	7-9	8	1	9	8	35
R. Johnson	1-3	0-1	0-0	2	1	2	0	8
Benock	0-0	0-0	0-0	0	0	0	0	4
B. Johnson	0-0	0-0	0-0	2	1	0	0	11
Turner	0-0	0-0	0-0	0	0	0	0	1
Bailey	4-5	0-0	0-0	3	1	8	0	11
Team			4					
TOTALS	26-54	5-13	23-29	38	17	80	10	200

Halftime: MSU 47, UA 34. FG%: MSU 48.1%, UA 46.0%. 3FG%: MSU 38.5%, UA 40.0%. FT%: MSU 79.3%, UA 53.3%. Turnovers: MSU 14 (Gordon 6), UA 14 (Thomas 5). Blocked Shots: MSU 6 (Varnado 3), UA 7 (Hill 5). Steals: MSU 7 (Varnado, Stewart 2), UA 8 (Hunter 3). Technicals: None. Officials: Mike Stuart, Mike Nance, Ron Groover. Attendance: 10,096.

MISSISSIPPI STATE HEAD BASKETBALL COACH RICK STANSBURY

Now in his 10th season as head coach of the Mississippi State Bulldogs, Rick Stansbury surpassed his former mentor **Richard Williams** to become the all-time winningest basketball coach in school history with MSU's 95-70 road victory over Texas A&M-Corpus Christi on Dec. 21. Stansbury previously spent eight seasons on Williams' State staff prior to being named his successor in 1998.

In his 19th season overall with the MSU hoops program, Stansbury has now been associated with 11 postseason tournament teams (7 NCAA & 4 NIT), two SEC Tournament title clubs and six regular-season league/divisional championship squads. With a 10-year head coaching record of 202-111 (.645), Stansbury ranks 18th among the all-time winningest SEC basketball coaches by percentage and earlier this month (Feb. 6 vs. Alabama) became the 20th member of the SEC's 200-win club.

During his 10 seasons at the Mississippi State helm, Stansbury has doubled the school's all-time postseason tournament appearances from seven to 14 with four consecutive NCAA Tournament berths (2002-05) along with last year's third NIT showing (2007, '01 & '99). With six 20-win seasons under Stansbury's guidance, MSU has also claimed an overall SEC championship (2004), three SEC West crowns (2007, '04 & '03) and an SEC Tournament title (2002) over the past six seasons.

With his 2006-07 MSU team securing the school's seventh postseason tournament appearance (4 NCAA & 3 NIT) in his first nine seasons at the State helm, Stansbury most recently guided the 21-14 Bulldogs to a berth in last year's NIT Semifinals as well as a third SEC West title in the last five years.

Three years ago in 2004-05, Stansbury further extended all-time school marks by directing the 23-11 Bulldogs to a fourth consecutive NCAA Tournament appearance as well as a fourth straight 20-win season. Prior to the current decade, the Bulldogs had neither previously reached 20 wins in three straight seasons, made four consecutive postseason tournaments nor earned three straight NCAA Tournament berths in the program's basketball history.

During the 2003-04 season, Stansbury guided State to its first outright SEC title since 1962-63 with a 14-2 league mark en route to posting a 26-4 overall record (12-0 on the road) and earning a school-first third straight NCAA Tournament appearance. In doing so, Stansbury was named The Associated Press SEC Coach of the Year, while earning district coaching honors from both the National Association of Basketball Coaches and United States Basketball Writers Association. He piloted the 21-10 Bulldogs to an NCAA Tournament berth in 2002-03 after advancing to the title game of the SEC Tournament for a second consecutive year.

In his rookie season at the Bulldog helm (1998-99), Stansbury became the school's all-time winningest first-year head basketball coach (20-13). During the 2001-02 season, he directed MSU to a school-record 27 wins, including an SEC Tournament title and NCAA appearance.

Previously as an eight-year assistant/associate head coach on Williams' staff, Stansbury played an integral role in helping guide Mississippi State University to three NCAA Tournaments, including a Final Four berth in 1996 and Sweet 16 showing in 1995, one NIT appearance (1994), one SEC Tournament title (1996), one regular-season SEC overall co-championship (1991), and back-to-back SEC Western Division crowns in 1995 and 1996.

Prior to his move to Starkville, Stansbury served a six-year stint (1985-90) as an assistant coach at Austin Peay State. Born in Louisville, Ky., and raised in Brandenburg, Ky., he is a 1982 graduate of Campbellsville (Ky.) College and was inducted into his alma mater's Athletic Hall of Fame in 2003. Stansbury then went on to earn a master's degree in 1984 from Cumberland (Ky.) College. Stansbury, 48, is married to the former Meo Mellen of Roanoke, Va., and they are the proud parents of three sons - Isaac, 8, Noah, 5, and Luke, 3.

RICK STANSBURY'S CAREER RECORD AS AN ASSISTANT COACH

<u>Season (School)</u>	<u>W-L</u>	<u>Pct.</u>	<u>Postseason Highlights</u>	<u>Conference Highlights</u>
1981-82 (Campbellsville)	12-13	.480		
1983-84 (Cumberland)	31-5	.861	NAIA Tourney (2nd Round)	Won KMAC Tourney championship
2-year NAIA totals	43-18	.705	Also helped Campbellsville to NAIA Tourney as a senior (1980-81)	
1984-85 (Austin Peay)	8-19	.296		
1985-86 (Austin Peay)	14-14	.500		
1986-87 (Austin Peay)	20-12	.625	NCAA Tourney (2nd Round)	Won OVC Tourney championship
1987-88 (Austin Peay)	17-13	.567	OVC Tourney runners-up	T-3rd in OVC with 10-4 record
1988-89 (Austin Peay)	18-12	.600	OVC Tourney runners-up	3rd in OVC with 8-4 record
1989-90 (Austin Peay)	10-19	.345		
6-year APSU totals	87-89	.494	1 NCAA bid; 1 OVC tourney title & 2 OVC trny runner-up finishes	
1990-91 (Miss. State)	20-9	.690	NCAA Tourney (1st Round)	T-1st in SEC with 13-5 record
1991-92 (Miss. State)	15-13	.536		
1992-93 (Miss. State)	13-16	.448		
1993-94 (Miss. State)	18-11	.621	NIT (1st Round)	3rd in SEC West with 9-7 record
1994-95 (Miss. State)	22-8	.733	NCAA Sweet 16	T-1st in SEC West with 12-4 record
1995-96 (Miss. State)	26-8	.765	NCAA Final Four	1st in SEC West; Won SEC Trny title
1996-97 (Miss. State)	12-18	.400		
1997-98 (Miss. State)	15-15	.500		
8-year MSU totals	141-98	.590	3 NCAA & 1 NIT; 1 SEC Tourney title; 3 reg-season league titles	
14-year NCAA totals	228-187	.549	4 NCAA & 1 NIT; 2 league trny titles; 3 reg-season league titles	
16-year overall totals	271-205	.569	4 NCAA, 1 NIT & 1 NAIA Tournament berths; 3 league trny titles	

RICK STANSBURY'S CAREER RECORD AS MSU HEAD COACH

<u>Season</u>	<u>Overall</u>	<u>SEC/Finish</u>	<u>Postseason Highlights</u>	<u>Conference Highlights</u>
1998-99 (MSU)	20-13 .606	8-8/t-3rd (W)	NIT (1st Round)	Semis of SEC Tournament
1999-00 (MSU)	14-16 .467	5-11/t-5th (W)		
2000-01 (MSU)	18-13 .581	7-9/t-4th (W)	NIT (Quarterfinals)	
2001-02 (MSU)	27-8 .771	10-6/2nd (W)	NCAA Tourney (2nd Round)	2nd in SEC West; Won SEC Trny title
2002-03 (MSU)	21-10 .677	9-7/1st (W)	NCAA Tourney (1st Round)	1st in SEC West; Finals of SEC Tourney
2003-04 (MSU)	26-4 .867	14-2/1st	NCAA Tourney (2nd Round)	1st in SEC; 1st in SEC West
2004-05 (MSU)	23-11 .676	9-7/3rd (W)	NCAA Tourney (2nd Round)	4th straight winning season in SEC play
2005-06 (MSU)	15-15 .500	5-11/4th (W)		
2006-07 (MSU)	21-14 .600	8-8/t-1st (W)	NIT (Semifinals)	T-1st in SEC West; Semis of SEC Trny
2007-08 (MSU)	17-7 .708	8-2		
10-year totals	202-111 .645	83-71 (.539)	4 NCAA & 3 NIT; 1 SEC title; 3 SEC West titles; 1 SEC tourney title	

RICK STANSBURY'S CAREER RECORD AS A COLLEGIATE COACH

18-year MSU totals	343-209 .621	7 NCAA & 4 NIT; 2 SEC & 5 SEC West titles; 2 SEC Tourney titles	
24-year NCAA totals	430-298 .591	8 NCAA & 4 NIT; 2 SEC & 5 SEC West titles; 3 league tourney titles	
26-year overall totals	473-316 .599	8 NCAA, 4 NIT & 1 NAIA Trny; 2 SEC/5 West titles; 4 league trny titles	

MSU COACHING LEADERS

OVERALL COACHING WINS

<u>Coach (Tenure)</u>	<u>Record</u>
1. Rick Stansbury (1999-present)	202-111
2. Richard Williams (1987-98)	191-163
3. Babe McCarthy (1956-65)	169-85
4. E.C. Hayes (1912-24)	124-54
5. Kermit Davis (1971-77)	91-91
6. Stanfield Hitt (1940-47)	68-69
7. Paul Gregory (1948-55)	58-100
8. Bob Boyd (1982-86)	55-87
9. Joe Dan Gold (1966-70)	51-74
10. Frank Carideo (1936-39)	43-39

OVERALL WINNING PERCENTAGE

<u>Coach (Tenure)</u>	<u>Pct.</u>	<u>W-L</u>
1. E.C. Hayes (1912-24)697	124-54
2. Bernie Bierman (1926-27)674	31-15
3. Ron Greene (1978)667	18-9
4. Babe McCarthy (1956-65)665	169-85
5. Rick Stansbury (1999-present)645	202-111
6. K.P. Gatchell (1925)609	14-9
7. Edwin Hale (1934-35)541	20-17
8. Richard Williams (1987-98)540	191-163
9. Frank Carideo (1936-39)524	43-39
10. Kermit Davis (1971-77)500	91-91
T.H. Werner (1909)500	5-5

OVERALL GAMES COACHED

<u>Coach (Tenure)</u>	<u>GC</u>	<u>Record</u>
1. Richard Williams (1987-98)	354	191-163
2. Rick Stansbury (1999-present)	313	202-111
3. Babe McCarthy (1956-65)	254	169-85
4. Kermit Davis (1971-77)	182	91-91
5. E.C. Hayes (1912-24)	178	124-54
6. Paul Gregory (1948-55)	158	58-100
7. Bob Boyd (1982-86)	142	55-87
8. Stanfield Hitt (1940-47)	137	68-69
9. Joe Dan Gold (1966-70)	125	51-74
10. Ray G. Dauber (1928-33)	90	37-53

SEC COACHING WINS

<u>Coach (Tenure)</u>	<u>Record</u>
1. Richard Williams (1987-98)	89-113
2. Babe McCarthy (1956-65)	88-54
3. Rick Stansbury (1999-present)	83-71
4. Kermit Davis (1971-77)	44-82
5. Stanfield Hitt (1940-47)	41-55
6. Paul Gregory (1948-55)	33-83
7. Joe Dan Gold (1966-70)	32-56
8. Bob Boyd (1982-86)	29-61
9. Frank Carideo (1936-39)	27-31
10. Jim Hatfield (1979-81)	21-33

SEC WINNING PERCENTAGE

<u>Coach (Tenure)</u>	<u>Pct.</u>	<u>W-L</u>
1. Ron Greene (1978)722	13-5
2. Babe McCarthy (1956-65)620	88-54
3. Rick Stansbury (1999-present)539	83-71
4. Frank Carideo (1936-39)466	27-31
5. Richard Williams (1987-98)441	89-113
6. Stanfield Hitt (1940-47)427	41-55
7. Edwin Hale (1934-35)409	9-13
8. Jim Hatfield (1979-81)389	21-33
9. Joe Dan Gold (1966-70)364	32-56
10. Kermit Davis (1971-77)349	44-82

MISSISSIPPI STATE SUPERLATIVES DURING RICK STANSBURY ERA (1998-2008)

TEAM SUPERLATIVES

Most Points Scored (Game):
107 vs Arkansas-Pine Bluff (11-23-99)

Most Points Scored (SEC Game):
105 vs Auburn (3-2-04)

Most Points Scored (1st Half):
56 vs Alabama A&M (12-2-02)

Most Points Scored (1st Half-SEC Game):
53 vs Auburn (3-2-04)

Most Points Scored (2nd Half):
61 vs Nicholls State (11-21-04)

Most Points Scored (2nd Half-SEC Game):
56 vs Auburn (1-20-07)

Largest Winning Margin (Game):
+52 vs Ark.-Pine Bluff [105-53] (11-17-98)

Largest Winning Margin (SEC Game):
+37 vs Auburn [90-53] (1-5-05)

Largest Losing Margin (Game):
-49 at Alabama [98-49] (1-18-05)

Largest Losing Margin (SEC Game):
-49 at Alabama [98-49] (1-18-05)

Most Field Goals Made (Game):
45 vs ULM (12-15-01) & Nicholls (11-17-01)

Most Field Goals Made (SEC Game):
40 vs Auburn (3-2-04)

Most Field Goal Attempts (Game):
83 vs Mississippi Valley State (11-21-00)

Most Field Goal Attempts (SEC Game):
78 vs Kentucky (2-10-01)

Highest Field-Goal Percentage (Game):
66.0 [33-50] vs Nicholls (11-11-06)

Highest Field-Goal Percentage (SEC Game):
62.7 [32-51] vs LSU (1-26-02)

Highest FG Pct. (One Half-Game):
72.2 [13-18] vs Mississippi-2ndH (3-14-03)

Highest FG Pct. (One Half-SEC Game):
72.2 [13-18] vs Mississippi-2ndH (3-14-03)

Most 3-pt Field Goals Made (Game):
14, 3 times (last: vs Santa Clara 12-3-05)

Most 3-pt Field Goals Made (SEC Game):
14 vs Auburn (3-2-04) & Alabama (3-4-00)

Most 3-pt Field Goal Attempts (Game):
35 vs Nicholls State (11-21-04)

Most 3-pt Field Goal Attempts (SEC Game):
30, four times (last: vs Alabama 3-4-07)

Most Free Throws Made (Game):
33 vs Ark. St. (12-8-01) & UL Laf. (12-28-00)

Most Free Throws Made (SEC Game):
32 vs Arkansas (2-27-02) & Miss. (1-27-01)

Most Free Throw Attempts (Game):
48 vs Arkansas-Little Rock (11-21-01)

Most Free Throw Attempts (SEC Game):
45 vs Arkansas (2-27-02)

Most Rebounds (Game):
75 vs Mississippi Valley State (11-21-00)

Most Rebounds (SEC Game):
56 at Alabama (3-6-04)

Most Offensive Rebounds (Game):
31 vs Mississippi Valley State (11-21-00)

Most Offensive Rebounds (SEC Game):
29 at Ala. (3-6-04) & vs Ky. (2-10-01)

Most Defensive Rebounds (Game):
44 vs Mississippi Valley State (11-21-00)

Most Defensive Rebounds (SEC Game):
36, three times (last: at LSU 1-9-08)

Largest Rebound Margin (Game):
+38 [59-21] vs Jacksonville St. (12-22-04)

Largest Rebound Margin (SEC Game):
+25 [46-21] vs Arkansas (2-27-02)

Most Assists (Game):
31 vs Louisiana-Monroe (12-15-01)

Most Assists (SEC Game):
25 vs Alabama (3-4-07)

Most Turnovers (Game):
29 vs Nicholls (11-11-06)

Most Turnovers (SEC Game):
24, four times (last: at Auburn 2-9-08)

Fewest Turnovers (Game):
4 vs Louisiana Tech (11-10-07)

Fewest Turnovers (SEC Game):
6 at Alabama (2-7-07)

Most Blocked Shots (Game):
16 vs Georgia (1-12-08)

Most Blocked Shots (SEC Game):
16 vs Georgia (1-12-08)

Most Steals (Game):
20 vs Nicholls State (11-17-01)

Most Steals (SEC Game):
15 vs Vanderbilt (2-5-03)

Most Personal Fouls (Game):
30 vs South Carolina (2-16-00)

Most Personal Fouls (SEC Game):
30 vs South Carolina (2-16-00)

MISC. TEAM STATS (ALL GMS)

Largest Lead Surrendered in Loss:
21 vs Northwestern St. [4 times] (11-26-05)

Largest Halftime Lead Surrendered in Loss:
21 vs Northwestern St. [39-18] (11-26-05)

Largest Deficit Overcome in Win:
20 vs Kentucky [30-10] (1-5-02)

Largest Halftime Deficit Overcome in Win:
16 at Alabama [47-31] (3-6-04) &
16 vs Kentucky [40-24] (1-5-02)

Largest Lead at Any Time:
55 vs Ark.-Pine Bluff [103-48] (11-17-98)

Largest Deficit at Any Time:
49 at Alabama [98-49] (1-18-05)

MISC. TEAM STATS (SEC GMS)

Largest Lead Surrendered in Loss:
17 vs Alabama [36-19] (1-15-03)

Largest Halftime Lead Surrendered in Loss:
15 vs LSU [37-22] (2-13-02)

Largest Deficit Overcome in Win:
20 vs Kentucky [30-10] (1-5-02)

Largest Halftime Deficit Overcome in Win:
16 at Alabama [47-31] (3-6-04) &
16 vs Kentucky [40-24] (1-5-02)

Largest Lead at Any Time
39 vs Auburn [85-46] (2-16-02)

Largest Deficit at Any Time
49 at Alabama [98-49] (1-18-05)

RECORD WHEN MSU...

Leads at Halftime163-25

Trails at Halftime31-81

Is Tied at Halftime8-5

Shoots 45% or better from field142-29

Shoots less than 45% from field60-82

Opp. shoots less than 45% from field ...164-50

Opp. shoots 45% or better from field ...38-61

Outrebounds (or ties) the opponent ...168-64

Is outrebounded by the opponent34-47

Commits fewer TOs than opponent85-27

Commits more TOs than opponent98-79

Commits same # of TOs as opponent ...19-5

Wins the opening tip-off131-61

Loses the opening tip-off71-50

Holds opp. to 65 points or less126-22

Involved in gms W/L by 5 pts or less ...41-41

MSU'S RECORD IN...

All Games202-111

Home Games120-28

Road Games44-58

Neutral-site Games38-25

Non-SEC Games110-32

Non-SEC Home Games62-8

Non-SEC Road Games19-7

Non-SEC Neutral-site Games29-17

SEC Regular-Season Games83-71

SEC Home Games58-20

SEC Road Games25-51

Games vs. SEC Western Division61-42

Games vs. SEC Eastern Division31-37

In-season Tournament Games15-12

SEC Tournament Games9-8

Postseason Tournament Games8-7

NCAA Tournament Games3-4

NIT (Postseason) Games5-3

Exhibition Games17-2

November Games36-12

December Games61-12

January Games39-37

February Games40-31

March Games26-19

Monday Games15-4

Tuesday Games15-12

Wednesday Games50-31

Thursday Games12-7

Friday Games11-6

Saturday Games91-41

Sunday Games8-10

Overtime Games9-7

Television Games90-75

Games vs. Ranked Opponents16-42

LAST TIME AN MSU PLAYER...

Scored 25 or more points in a game:
26, Charles Rhodes vs. Mississippi (1-26-08)

Scored 27 or more points in a game:
27, Jamont Gordon at Alabama (2-7-07)

Scored 28 or more points in a game:
30, Winsome Frazier vs. UMKC (11-23-04)

Scored 31 or more points in a game:
32, Mario Austin vs. Kentucky (1-5-02)

Scored 33 or more points in a game:
35, Darryl Wilson vs. Alabama (3-4-95)

Scored 36 or more points in a game:
36, Jeff Malone at Mississippi (2-19-83)

Scored 37 or more points in a game:
39, Jeff Malone vs. Alabama (1-31-83)

Scored 40 or more points in a game:
40, Rickey Brown vs. Auburn (3-7-77)

Scored 20+ points in two consecutive games:
Jamont Gordon (24 vs. Kentucky & 24 at Alabama, 2007-08)

Scored 20+ points in three consecutive games:
Lawrence Roberts (25 vs. Virginia Tech;
22 vs. Jacksonville State; 25 vs. Florida A&M &
20 at Xavier, 2004-05)

Scored 20+ points in five consecutive games:
Jeff Malone, 1982-83 (11 consecutive games)

Scored 30 or more points in back-to-back games:
Jeff Malone (33 at LSU & 36 at Mississippi, 1982-83)

Scored 30+ points in three consecutive games:
Jeff Malone (33 at LSU; 36 at Mississippi &
30 vs. Georgia, 1982-83)

Made 10 or more field goals in a game:
12, Charles Rhodes vs. Mississippi (1-26-08)

Made 13 or more field goals in a game:
13, Horatio Webster vs. SW Missouri St. (11-23-97)

Made 14 or more field goals in a game:
14, Cameron Burns at Georgia (1-17-90)

Made 15 or more field goals in a game:
16, Raymond Brown vs. Florida (3-2-85)

Attempted 20 or more field goals in a game:
20, Dietric Slater at Georgia (2-24-07)

Attempted 21 or more field goals in a game:
22, Timmy Bowers at Alabama (3-6-04)

Attempted 23 or more field goals in a game:
24, Horatio Webster vs. UT Martin (12-20-97)

Attempted 25 or more field goals in a game:
25, Chuck Evans at Alabama (3-6-93)

Attempted 26 or more field goals in a game:
26, Tony Watts at Mississippi (2-22-92)

Attempted 27 or more field goals in a game:
28, Jeff Malone vs. Vanderbilt (1-8-83)

Made five or more 3-pointers in a game:
6, Barry Stewart vs. Tennessee (2-2-08)

Made seven or more 3-pointers in a game:
7, Reginald Delk at Arkansas (3-1-06)

Made eight or more 3-pointers in a game:
8, Winsome Frazier vs. UMKC (11-23-04)

Attempted 10 or more 3-pointers in a game:
10, Jamont Gordon vs. Tennessee (2-2-08)

Attempted 11 or more 3-pointers in a game:
11, Barry Stewart at Miami [FL] (12-11-06)

Attempted 12 or more 3-pointers in a game:
12, Jamall Edmondson vs. Kentucky (2-1-06)

Attempted 13 or more 3-pointers in a game:
15, Winsome Frazier vs. UMKC (11-23-04)

Attempted 16 or more 3-pointers in a game:
17, Darryl Wilson vs. Alabama (3-4-95)

Made 10 or more free throws in a game:
11, Jamont Gordon at Auburn (2-9-08)

Made 12 or more free throws in a game:
14, Lawrence Roberts vs. Mississippi (2-7-04)

Made 15 or more free throws in a game:
18, Rich Knarr vs. Auburn (2-19-73)

Attempted 13 or more free throws in a game:
16, Jamont Gordon at Arkansas (2-28-07)

Attempted 17 or more free throws in a game:
18, Lawrence Roberts vs. Mississippi (2-7-04)

Had 15 or more rebounds in a game:
15, Charles Rhodes at Arkansas (1-30-08)

Had 16 or more rebounds in a game:
17, Jarvis Varnado at LSU (1-9-08)

Had 18 or more rebounds in a game:
19, Charles Rhodes vs. Auburn (2-4-06)

Had 20 or more rebounds in a game:
21, Wesley Morgan vs. Southeastern La. (11-28-05)

Had 22 or more rebounds in a game:
23, Rickey Brown vs. Vanderbilt (12-6-79)

Had 10 or more offensive rebounds in a game:
10, Wesley Morgan vs. Southeastern La. (11-28-05)

Had 10 or more defensive rebounds in a game:
11, Jamont Gordon at Auburn (2-9-08)

Had 10 or more assists in a game:
10, Jamont Gordon vs. Alabama (2-6-08)

Had 11 or more assists in a game:
14, Gary Ervin vs. Florida A&M (12-20-04)

Had 15 or more assists in a game:
16, Chuck Evans at Mo.-Kansas City (2-23-93)

Had 10 or more turnovers in a game:
10, Charles Rhodes vs. Nicholls (11-11-06)

Had five or more blocks in a game:
6, Jarvis Varnado at Auburn (2-9-08)

Had seven or more blocks in a game:
10, Jarvis Varnado vs. Kentucky (1-15-08)

Had five or more steals in a game:
5, Barry Stewart vs. Florida State (3-20-07)

Had six or more steals in a game:
6, Dietric Slater at Georgia (2-24-07)

LAST TIME AN MSU TEAM...

Scored 100 or more points:
101 vs. Bradley (3-17-07)

Allowed 100 or more points:
115 at Arkansas (2-20-93)

Was held to 60 points or less:
58 at Arkansas (1-30-08)

Was held to 57 points or less:
49 vs. Southern Illinois (11-23-07)

Was held to 48 points or less:
44 vs. South Carolina (3-9-06)

Held opponent to 60 points or less:
56 at Alabama (1-19-08)

Held opponent to 55 points or less:
49 by Georgia (1-12-08)

Held opponent to 48 points or less:
39 at LSU (1-9-08)

Held opponent to 38 points or less:
37 by Loyola Marymount (11-13-06)

Shot 55 percent or better from the field:
.567 [34-60] vs. Mississippi (1-26-08)

Shot 57 percent or better from the field:
.586 [34-58] at Loyola Marymount (12-19-07)

Shot better than 59 percent from the field:
.660 [33-50] vs. Nicholls (11-11-06)

Was held to 35 percent or less from the field:
.317 [20-63] at Arkansas (2-28-07)

Was held to less than 31 percent from the field:
.255 [14-55] vs. Southeastern Louisiana (11-28-05)

Held opponent to 35 percent or less from field:
.338 [23-68] by Auburn (2-9-08)

Held opponent to less than 33 percent from field:
.246 [16-65] by Georgia (1-12-08)

Held opponent to less than 24 percent from field:
.212 [14-66] by LSU (1-9-08)

Held opponent to less than 21 percent from field:
.207 [12-58] by Loyola Marymount (11-13-06)

Made 35 or more field goals:
39 vs. Bradley (3-17-07)

Made 40 or more field goals:
40 vs. Auburn (3-2-04)

Attempted 70 or more shots from the field:
71 vs. Louisiana Tech (11-10-07)

Attempted 72 or more shots from the field:
73 vs. Bradley (3-17-07)

Attempted 74 or more shots from the field:
75 vs. Troy (12-10-05)

Attempted 40 or fewer shots from the field:
39 vs. Vanderbilt (2-12-05)

Made 10 or more 3-pointers:
10 at Auburn (2-9-08)

Made 11 or more 3-pointers:
12 at Alabama (1-19-08)

Made 13 or more 3-pointers:
13 vs. LSU (2-3-07)

Made 14 or more 3-pointers:
14 vs. Santa Clara (12-3-05)

Did not make a 3-pointer:
[0-11] at Alabama (1-18-05)

Attempted 25 or more 3-pointers:
26 at Alabama (1-19-08)

Attempted 27 or more 3-pointers:
27 vs. Lafayette (1-5-08)

Attempted 28 or more 3-pointers:
30 at South Alabama (12-15-07)

Attempted 31 or more 3-pointers:
33 vs. Troy (12-10-05)

Made 30 or more free throws:
30 vs. Arkansas (1-15-05)

Made fewer than five free throws:
4 at Alabama (1-19-08)

Attempted 40 or more free throws:
41 vs. Charlotte (11-29-06)

Attempted fewer than 10 free throws:
9 vs. Southern Illinois (11-23-07)

Had 50 or more rebounds:
50 vs. UT Martin (11-17-07)

Had 51 or more rebounds:
51 vs. Clemson (11-15-07)

Had 52 or more rebounds:
56 vs. Jacksonville State (12-15-05)

Had 20 or more assists:
25 at Loyola Marymount (12-19-07)

Had 20 or more turnovers:
24 at Auburn (2-9-08)

Had 25 or more turnovers:
25 vs. UT Martin (11-17-07)

Had 26 or more turnovers:
29 vs. Nicholls (11-11-06)

Had fewer than 10 turnovers:
4 vs. Louisiana Tech (11-10-07)

Had 10 or more blocked shots:
10 vs. Tennessee (2-2-08)

Had 11 or more blocked shots:
15 vs. Kentucky (1-15-08)

Had 16 or more blocked shots:
16 vs. Georgia (1-12-08)

Had 10 or more steals:
14 at Loyola Marymount (12-19-07)

Had 15 or more steals:
15 vs. Florida State (3-20-07)

Had six players score 10+ points in same game:
6 vs. Florida State (3-20-07)

Had a player record three straight double-doubles:
Dietric Slater vs. Mississippi (16p/13r); at Auburn
(15p/11r) & vs. Georgia (22p/10r, 2005-06)

Had two players w/double-doubles in same game:
Jamont Gordon (24p/13r) & Charles Rhodes
(17p/10r) at Auburn (2-9-08)



44 JAMONT GORDON 44

6-4 • 230 • JR. • G/F
NASHVILLE, TN (OAK HILL ACADEMY)

Preseason All-America candidate and consensus All-SEC First Team selection as a junior for the Bulldogs... Selected as a top 30 midseason candidate for the John R. Wooden Award and is one of 16 national finalists for the Bob Cousy Award (nation's top point guard)... Averaging 15.7 points, 6.8 rebounds and 4.9 assists over his 89-game MState career (all starts)... Ranks 10th on MSU's all-time scoring list with 1,399 career points, 4th with 432 career assists and 16th with 606 career rebounds... Also ranks among the school's all-time Top 10 in career free throws made (5th; 363) and attempted (6th; 525)... Ranks 5th in the SEC in scoring (career-high 17.7 ppg), T-3rd in assists (4.83 apg) and 14th in rebounding (6.4 rpg) this season... Averaging 18.0 ppg (5th in SEC), 6.3 rpg (13th) and 5.20 apg (2nd) in SEC games this year... Averaging 10 free throw attempts in last four games... Has scored in double figures in 79 of 89 career MSU outings (22 of 24 gms this year)... Most recently limited to nine points (1-9 FGs), but added eight assists and eight rebounds in home win over Arkansas... Has had four 24-point outings over his last eight contests... Recently had back-to-back double-doubles with 24 points and career high-tying 13 boards at Auburn, along with 17 points and career high-tying 10 assists (only 1 TO) in home win over Alabama... Has three double-doubles this season (13 in career)... Has been one rebound shy of three other double-doubles this year... Named the Jan. 21 SEC Player of the Week and national POW by both *The Sporting News* and FOX Sports after back-to-back, 24-point efforts vs. Kentucky and Alabama... Tallied 24 points (career-high 10 FGs & 4-8 treys) at Alabama... Had 24 points (7-11 FGs & career-high 5 treys in 7 att.) vs. Kentucky... Also scored 24 points at Arkansas.

JAMONT GORDON'S GAME-BY-GAME STATS (2007-08)

Opponent	FG	3FG	FT	Reb	PF	Pts	Ast	TO	BS	Stl	Min
LA. TECH *	7-14	3-7	4-4	5	1	21	3	2	0	2	29
CLEMSON *	7-16	3-9	6-10	12	4	23	3	6	0	1	33
UT MARTIN *	4-8	2-4	0-1	4	1	10	6	3	2	1	29
UC Irvine*	7-12	1-2	0-2	6	4	15	4	5	2	1	25
Southern Illinois*	7-12	4-8	2-2	4	3	20	2	5	0	0	35
Miami (OH)*	6-17	0-5	6-7	6	1	18	4	3	2	2	40
MURRAY ST.*	5-12	0-3	5-6	4	1	15	4	2	0	1	30
SE LOUISIANA*	8-18	1-3	8-10	7	1	25	4	3	1	1	32
MIAMI (FL)*	7-19	1-5	3-5	9	3	18	5	6	0	0	38
@South Alabama*	1-14	0-6	5-8	13	3	7	5	5	0	2	35
@Loyola M'mount*	9-14	5-7	2-5	3	2	25	7	3	0	3	30
@TAMU-CC*	4-8	0-1	5-6	2	2	13	5	1	0	2	24
MISSOURI*	8-17	0-4	4-5	8	3	20	5	3	2	0	38
Lafayette*	6-19	1-4	2-2	7	1	15	7	6	0	1	33
@LSU*	5-13	1-4	2-3	6	2	13	1	3	2	1	37
GEORGIA*	6-12	0-3	3-3	9	3	15	2	4	2	0	33
KENTUCKY*	7-11	5-7	5-9	9	3	24	5	2	1	0	36
@Alabama*	10-17	4-8	0-1	4	3	24	5	4	1	1	34
MISSISSIPPI*	5-12	2-6	1-1	1	2	13	6	1	1	2	30
@Arkansas*	8-16	3-8	5-6	4	3	24	1	6	0	1	37
TENNESSEE*	4-12	4-10	5-9	3	4	17	6	4	0	0	37
ALABAMA*	5-13	0-4	7-10	6	2	17	10	1	1	3	38
@Auburn*	5-11	3-7	11-12	13	1	24	8	8	0	0	37
ARKANSAS*	1-9	0-4	7-9	8	1	9	8	6	2	1	35
@Mississippi											
@South Carolina											
AUBURN											
@Florida											
@Vanderbilt											
LSU											

SEASON HIGH	JAMONT GORDON	CAREER HIGH
25, 2x (last: at LMU 12-19-07)	Pts	27 at Alabama (2-7-07)
13, 2x (last: at Auburn 2-9-08)	Rebs	13, 3x (last: at Auburn 2-9-08)
10 vs Alabama (2-6-08)	Asts	10, 3x (last: vs Alabama 2-6-08)
2, 7x (last: vs Arkansas 2-16-08)	Blks	3 at Clemson (11-21-06)
3, 2x (last: vs Alabama 2-6-08)	Stls	5, 2x (last: at Vanderbilt 1-21-06)
10 at Alabama (1-19-08)	FGM	10 at Alabama (1-19-08)
19, 2x (last: vs Lafayette 1-5-08)	FGA	19, 3x (last: vs Lafayette 1-5-08)
5, 2x (last: vs Kentucky 1-15-08)	3FGM	5, 2x (last: vs Kentucky 1-15-08)
10 vs Tennessee (2-2-08)	3FGA	10 vs Tennessee (2-2-08)
11 at Auburn (2-9-08)	FTM	11, 4x (last: at Auburn 2-9-08)
12 at Auburn (2-9-08)	FTA	16 at Arkansas (2-28-07)
40 vs Miami [OH] (11-25-07)	Mins	42 vs Kentucky (3-9-07)

Season/Career 10-Point Games:	22 - 79	Season/Career Double-Doubles:	3 - 13
Season/Career 20-Point Games:	10 - 21	Season/Career Team's Top Scorer:	13 - 42
Season/Career 10-Rebound Games:	3 - 13	Season/Career Team's Top Rebounder:	6 - 33
Season/Career 10-Assist Games:	1 - 3	Season/Career Team's Top Assist Man:	19 - 68

JAMONT GORDON'S CAREER STATISTICS

Season	G-GS	Min	FGs	Pct	3FGs	Pct	FTs	Pct	Rebs	Ast	TO	Blk	Stl	Points
2005-06	30-30	988	139-341	.408	27-104	.260	108-167	.647	203-6.8	129	142	16	34	413-13.8
2006-07	35-35	1129	181-432	.419	42-121	.347	157-222	.707	250-7.1	187	123	20	46	561-16.0
2007-08	24-24	805	142-326	.436	43-129	.333	98-136	.721	153-6.4	116	92	19	26	425-17.7
Totals	89-89	2922	462-1099	.420	112-354	.316	363-525	.691	606-6.8	432	357	55	106	1399-15.7



23 CHARLES RHODES 23

6-8 • 245 • SR. • F/C
JACKSON, MS (LANIER HS)

Two-time All-SEC senior forward for the Bulldogs... Preseason All-SEC First Team selection by a vote of the league's head coaches... Ranks 13th in the SEC in scoring (career-high 15.3 ppg), 7th in rebounding (7.3 rpg), 7th in FG% (.551; 48th in NCAA) and 8th in blocks (1.48 bpg) for all games... Hitting 54.7% FGs in league play (5th in SEC), along with averaging 15.0 ppg (T-17th) and 7.3 rpg (8th)... Has three double-doubles in his last five games (just missed a 4th w/17 pts & 9 rebs vs. Alabama)... Has seven double-doubles on the season (3rd in the SEC) and 13 for his career... Averaging 18.3 ppg on 41-75 FGs (55%) over his last six games... Most recently notched his fifth 20-point effort of the season (17th of career) with 24 points (19 pts on 8-12 FGs in 1st half) in home win over Arkansas... Had 17 points and 10 rebounds at Auburn... Had 15 points and 10 rebounds (along with season-high five blocks) vs. Tennessee, while totalling 11 points, a season-high 15 rebounds and three blocks at Arkansas... Tied his season high with 26 points on 12-of-14 FGs in home win over Ole Miss... Averaging 17.7 ppg on 43-62 FGs (69%), including three 20-point outings, vs. Ole Miss for his career... Missed three games after spraining his left ankle during a Dec. 27 practice... Posted back-to-back double-doubles prior to the Christmas holiday at Texas A&M-Corpus Christi (26 pts & 10 rebs) and at Loyola Marymount (14/10)... Had a pair of double-doubles during the Anaheim Classic (11/11 vs. UC Irvine & 25/10 vs. Miami [OH])... Ranks 16th on MSU's all-time scoring chart with 1,235 career points (22 pts from 14th place) and 17th with 603 career rebounds... Stands 6th on school's all-time list with 132 career blocks, while also rating just outside MState's top 10 list in career FG% (.558)... Owns MSU's all-time dunks record with 156 career slams (41 this year)... 32% of his 483 career FGM have come via the dunk.

CHARLES RHODES' GAME-BY-GAME STATS (2007-08)

Opponent	FG	3FG	FT	Reb	PF	Pts	Ast	TO	BS	Stl	Min
LA. TECH *	8-17	0-0	1-4	7	2	17	2	0	2	1	27
CLEMSON *	7-12	0-0	3-7	6	3	17	1	2	4	0	25
UT MARTIN *	7-9	0-0	1-2	5	3	15	2	4	3	1	24
UC Irvine*	3-14	0-2	5-6	11	2	11	1	5	1	3	35
Southern Illinois*	2-5	0-0	0-1	6	5	4	0	3	0	0	21
Miami (OH)*	11-15	0-0	3-4	10	3	25	1	3	0	1	37
MURRAY ST.*	8-14	0-0	6-6	5	2	22	2	0	2	0	25
SE LOUISIANA*	7-8	0-0	2-2	7	5	16	0	5	1	3	30
MIAMI (FL)*	4-12	0-0	2-3	7	2	10	1	1	1	0	35
@South Alabama	4-7	0-0	2-5	4	3	10	0	2	0	1	21
@Loyola M'mount*	7-12	0-0	0-2	10	4	14	1	3	1	0	26
@TAMU-CC*	10-16	0-0	6-9	10	2	26	1	1	1	1	33
MISSOURI											
Lafayette											
@LSU											
GEORGIA	4-5	0-0	0-2	3	1	8	0	0	2	1	12
KENTUCKY*	5-8	0-0	2-4	3	0	12	2	3	1	1	30
@Alabama*	2-7	0-1	1-2	9	2	5	0	0	1	0	31
MISSISSIPPI*	12-14	0-0	2-3	6	1	26	1	2	0	0	28
@Arkansas*	4-11	0-0	3-5	15	2	11	1	5	3	0	37
TENNESSEE*	4-9	0-0	7-8	10	2	15	1	5	5	0	35
ALABAMA*	7-12	0-0	3-6	9	2	17	1	3	2	0	33
@Auburn*	5-11	0-0	7-7	10	4	17	0	3	1	1	33
ARKANSAS*	9-18	1-1	5-7	1	2	24	1	0	0	1	28
@Mississippi											
@South Carolina											
AUBURN											
@Florida											
@Vanderbilt											
LSU											

SEASON HIGH	CHARLES RHODES	CAREER HIGH
26, 2x (last: vs Mississippi 1-26-08)	Pts	27 vs Georgia (2-25-06)
15 at Arkansas (1-30-08)	Rebs	19 vs Auburn (2-4-06)
2, 4x (last: vs Kentucky 1-15-08)	Asts	3, 2x (last: vs Alabama 3-4-07)
5 vs Tennessee (2-2-08)	Blks	6 vs Bradley (3-17-07)
3, 2x (last: vs Southeastern La. 12-8-07)	Stls	3, 3x (last: vs Southeastern La. 12-8-07)
12 vs Mississippi (1-26-08)	FGM	12 vs Mississippi (1-26-08)
18 vs Arkansas (2-16-08)	FGA	18, 2x (last: vs Arkansas 2-16-08)
1 vs Arkansas (2-16-08)	3FGM	2 vs New Orleans (12-21-06)
2 vs UC Irvine (11-22-07)	3FGA	2, 5x (last: vs UC Irvine 11-22-07)
7, 2x (last: at Auburn 2-9-08)	FTM	10 vs Jacksonville State (12-15-05)
9 at A&M-Corpus Christi (12-21-07)	FTA	13 vs Kentucky (2-1-06)
37, 2x (last: at Arkansas 1-30-08)	Mins	37, 3x (last: at Arkansas 1-30-08)

Season/Career 10-Point Games:	18 - 66	Season/Career Double-Doubles:	7 - 13
Season/Career 20-Point Games:	5 - 17	Season/Career Team's Top Scorer:	6 - 30
Season/Career 10-Rebound Games:	7 - 14	Season/Career Team's Top Rebounder:	9 - 32
Season/Career 3-Block Games:	4 - 18	Season/Career Team's Top Shot-Blocker:	4 - 35

CHARLES RHODES' CAREER STATISTICS

Season	G-GS	Min	FGs	Pct	3FGs	Pct	FTs	Pct	Rebs	Ast	TO	Blk	Stl	Points
2004-05	16-10	104	19-32	.594	0-5	.000	9-12	.750	30-1.9	2	5	5	1	47-2.9
2005-06	29-25	775	154-273	.564	1-2	.500	92-130	.708	207-7.1	10	67	32	21	401-13.8
2006-07	34-25	896	180-325	.554	6-19	.316	99-141	.702	212-6.2	27	82	64	17	465-13.7
2007-08	21-19	606	130-236	.551	1-4	.250	61-95	.642	154-7.3	19	50	31	15	322-15.3
Totals	100-69	2381	483-866	.558	8-30	.267	261-378	.690	603-6.0	58	204	132	54	1235-12.4



22 BARRY STEWART 22

6-2 • 170 • So. • G
SHELBYVILLE, TN (SHELBYVILLE CENT. HS)

Sophomore starter who ranks as the team's third-leading scorer (12.3 ppg; 28th in SEC), No. 2 playmaker (2.8 apg) and No. 4 rebounder (4.3 rpg) on the year... Averaging 12.4 ppg (26th), 4.0 rpg and 2.2 apg in SEC games... Leads MSU with 31 steals and ranks 7th in the SEC in minutes played (34.25 mins/gm)... Ranks 12th in the SEC in made treys per game (1.88/gm) for all games... Has hit at least one 3-pointer in 19 of 24 games this year and in 49 of 59 career contests... Hitting 36.9% from beyond the arc for all games this season (36.0% in SEC play)... Ranks 5th on the school's career three-point percentage chart (.382) and 10th with 113 career made 3-pointers... Has made 14-of-25 treys (56%) over his last four outings... Most recently had 19 points (3-5 treys & 6-6 FTs) and five rebounds (4 off.) in home win over Arkansas... Narrowly missed posting his second double-double of the season with 13 points (3-8 treys) and nine rebounds in home win over Alabama... Scored a game-high 21 points with a career-high six made treys in eight attempts, including three straight 3-pointers within a minute and 4-of-5 treys in the second half, vs. Tennessee... Was hitting only 16% from the beyond the three-point arc (4-25 treys) in league play heading into Feb. 2 Tennessee game... Was also trey-less in four of his five previous outings (5-of-30 treys for 17% over prior 7 gms) before UT game... Totaled 12 points (5-11 FGs but 0-4 treys), four boards and three assists in home win over Ole Miss... Tallied 16 points (3-5 treys) at Alabama... Scored a career-high 24 points as well as handing out a career-most seven assists against Missouri on Dec. 30 to earn SEC Player of the Week honors... Tallied 19 points (6-8 FGs) at A&M-Corpus Christi... Began his sophomore year by posting his first collegiate double-double with 13 points and a career-high 11 rebounds vs. Louisiana Tech in his first MSU start.

BARRY STEWART'S GAME-BY-GAME STATS (2007-08)

Opponent	FG	3FG	FT	Reb	PF	Pts	Asst	TO	BS	Stl	Min
LA. TECH *	5-10	1-5	2-3	11	2	13	3	0	1	0	26
CLEMSON *	3-10	2-6	4-4	6	5	12	2	4	0	2	36
UT MARTIN *	3-12	0-4	3-4	4	1	9	4	4	0	2	26
UC Irvine*	6-10	4-7	2-2	6	1	18	2	1	0	0	38
Southern Illinois*	3-9	1-3	2-2	3	2	9	3	3	1	1	38
Miami (OH)*	2-9	1-5	0-0	3	3	5	4	5	0	0	36
MURRAY ST.*	5-6	2-3	2-2	5	1	14	2	1	0	4	36
SE LOUISIANA*	2-6	2-5	0-0	1	1	6	2	2	0	2	30
MIAMI (FL)*	6-12	5-9	1-2	4	1	18	1	1	0	1	37
@South Alabama*	3-10	1-5	1-3	6	4	8	6	4	0	2	39
@Loyola M'ount*	4-8	2-5	0-2	5	1	10	5	3	0	1	25
@TAMU-CC*	6-8	2-3	5-7	2	1	19	4	2	0	1	36
MISSOURI*	8-14	3-7	5-5	4	3	24	7	3	0	2	38
Lafayette*	2-8	1-5	1-2	3	2	6	1	3	0	1	32
@LSU*	2-6	1-4	6-8	6	3	11	5	2	0	1	35
GEORGIA*	3-13	0-5	3-5	5	4	9	2	4	0	2	36
KENTUCKY*	2-11	0-5	5-8	4	3	9	4	5	0	1	35
@Alabama*	6-11	3-5	1-2	1	3	16	3	2	0	2	35
MISSISSIPPI*	5-11	0-4	2-4	4	2	12	3	2	0	1	33
@Arkansas*	3-7	0-2	1-2	1	5	7	0	1	0	1	30
TENNESSEE*	7-9	6-8	1-2	2	4	21	1	1	0	2	34
ALABAMA*	5-11	3-8	0-0	9	0	13	2	3	1	0	36
@Auburn*	2-5	2-4	1-2	3	2	7	1	4	0	0	37
ARKANSAS*	5-11	3-5	6-6	5	4	19	1	4	0	2	38
@Mississippi											
@South Carolina											
AUBURN											
@Florida											
@Vanderbilt											
LSU											

SEASON HIGH	BARRY STEWART	CAREER HIGH
24 vs Missouri (12-30-07)	Pts	24 vs Missouri (12-30-07)
11 vs Louisiana Tech (11-10-07)	Rebs	11 vs Louisiana Tech (11-10-07)
7 vs Missouri (12-30-07)	Asts	7 vs Missouri (12-30-07)
1, 3x (last: vs Alabama 2-6-08)	Blks	1, 8x (last: vs Alabama 2-6-08)
4 vs Murray State (12-1-07)	Stls	5 vs Florida State (3-20-07)
8 vs Missouri (12-30-07)	FGM	8 vs Missouri (12-30-07)
14 vs Missouri (12-30-07)	FGA	14, 2x (last: vs Missouri 12-30-07)
6 vs Tennessee (2-2-08)	3FGM	6 vs Tennessee (2-2-08)
9 vs Miami [FL] (12-13-07)	3FGA	11 at Miami [FL] (12-11-06)
6, 2x (last: vs Arkansas 2-16-08)	FTM	10 vs Auburn (1-20-07)
8, 2x (last: vs Kentucky 1-15-08)	FTA	10 vs Auburn (1-20-07)
39 at South Alabama (12-15-07)	Mins	39 at South Alabama (12-15-07)

Season/Career 10-Point Games:	14 - 31	Season/Career Double-Doubles:	1 - 1
Season/Career 20-Point Games:	2 - 4	Season/Career Team's Top Scorer:	4 - 8
Season/Career 10-Rebound Games:	1 - 1	Season/Career Team's Top Rebounder:	2 - 3
Season/Career 5-Assist Games:	4 - 4	Season/Career Team's Top Assist Man:	6 - 9

BARRY STEWART'S CAREER STATISTICS

Season	G-GS	Min	FGs	Pct	3FGs	Pct	FTs	Pct	Rebs	Asst	TO	Blk	Stl	Points
2006-07	35-0	848	96-240	.400	68-174	.391	82-107	.766	111-32	43	27	5	32	342-9.8
2007-08	24-24	822	98-227	.432	45-122	.369	54-77	.701	103-4.3	68	64	3	31	295-12.3
Totals	59-24	1670	194-467	.415	113-296	.382	136-184	.739	214-3.6	111	91	8	63	637-10.8



11 BEN HANSBROUGH 11

6-3 • 205 • So. • G
POPLAR BLUFF, MO (POPLAR BLUFF HS)

Second-year player who has started 18 contests in the Bulldog back-court this season... Team's fourth-leading scorer (10.2 ppg) and No. 3 playmaker (2.5 apg) on the year... Also averaging 3.6 rebounds for the season... Averaging 10.0 ppg (41% treys), 2.8 rpg and 1.8 apg in SEC contests... Ranks 9th in the SEC in three-point percentage (.367) and 11th in made treys per game (2.00/gm) for all games... Has made at least one trey in all but one game this season... Rates 2nd on team with 76.7% from the line (77.8% FTs for his career)... Shooting 39.0% from beyond the arc for his career (4th on MSU's all-time list), but this year's 36.7% is down from last year's 41.2%... Has made 10-of-21 treys (48%) over his last four outings... Broke the middle finger of his left hand in the Jan. 12 win over Georgia and did not dress vs. Kentucky... Came off the bench to nail three treys (in 7 att.) in nine-point outing at Alabama... Then did not dress for the next three games, including the Jan. 26 Ole Miss meeting in Starkville, because of mononucleosis... Once again returned to action against Alabama on Feb. 6, scoring 10 points (2-5 treys) and handing out two assists in home win over the Tide... Matched his season high with 20 points (4-7 treys), along with four rebounds, three assists and three steals, in a career most-tying 38 minutes of action at Auburn... Most recently had eight points (3-4 FGs) and three rebounds before fouling out in home win over Arkansas... Scored 17 points (5-8 treys) vs. Lafayette... Tallied 15 points, grabbed a career-high eight rebounds and had four assists vs. his homestate Missouri Tigers... Scored 16 points (4-10 treys) at South Alabama... Handed out season-most seven assists at Loyola Marymount and had six dishes vs. Southern Illinois... Had 20 points (6-8 FGs; 4-6 treys & 4-4 FTs) against UT Martin... The younger brother of UNC junior All-American Tyler Hansbrough.

BEN HANSBROUGH'S GAME-BY-GAME STATS (2007-08)


Opponent	FG	3FG	FT	Reb	PF	Pts	Asst	TO	BS	Stl	Min
LA. TECH *	3-8	3-6	2-2	3	1	11	3	1	1	1	27
CLEMSON *	1-4	1-4	3-4	2	4	6	3	1	0	1	37
UT MARTIN *	6-8	4-6	4-4	5	2	20	3	3	0	1	25
UC Irvine*	4-8	1-4	4-5	4	1	13	1	3	0	0	34
Southern Illinois*	1-8	1-7	2-2	3	1	5	6	4	0	1	33
Miami (OH)*	2-6	2-6	0-0	2	4	6	1	2	0	1	38
MURRAY ST.*	3-7	2-5	1-1	2	1	9	2	0	0	2	28
SE LOUISIANA*	4-7	1-2	1-1	3	1	10	1	2	0	1	28
MIAMI (FL)*	0-8	0-8	0-0	4	3	0	2	0	0	0	33
@South Alabama*	5-13	4-10	2-2	5	2	16	1	0	0	3	34
@Loyola M'ount*	3-8	1-5	1-2	3	1	8	7	2	0	3	25
@TAMU-CC*	3-7	1-4	0-0	6	1	7	1	0	0	1	20
MISSOURI*	4-8	2-5	5-8	8	5	15	4	2	0	1	38
Lafayette*	6-10	5-8	0-0	4	1	17	4	0	0	1	33
@LSU*	3-7	1-5	0-0	7	3	7	4	2	0	1	30
GEORGIA*	2-6	1-3	1-2	2	3	6	2	1	0	1	36
KENTUCKY							Did Not Play				
@Alabama	3-8	3-7	0-2	1	1	9	0	1	0	0	25
MISSISSIPPI							Did Not Play				
@Arkansas							Did Not Play				
TENNESSEE							Did Not Play				
ALABAMA	3-8	2-5	2-2	0	3	10	2	2	0	0	27
@Auburn*	6-9	4-7	4-5	4	3	20	3	4	0	3	38
ARKANSAS*	3-4	1-2	1-1	3	5	8	0	0	0	0	35
@Mississippi											
@South Carolina											
AUBURN											
@Florida											
@Vanderbilt											
LSU											

SEASON HIGH	BEN HANSBROUGH	CAREER HIGH
20, 2x (last: at Auburn 2-9-08)	Pts	23 vs A&M-Corpus Christi (12-2-06)
8 vs Missouri (12-30-07)	Rebs	8 vs Missouri (12-30-07)
7 at Loyola Marymount (12-19-07)	Asts	8, 2x (last: at Missouri 1-2-07)
1 vs Louisiana Tech (11-10-07)	Blks	1 vs Louisiana Tech (11-10-07)
3, 3x (last: at Auburn 2-9-08)	Stls	4 vs Alabama (3-4-07)
6, 3x (last: at Auburn 2-9-08)	FGM	6, 4x (last: at Auburn 2-9-08)
13 at South Alabama (12-15-07)	FGA	13 at South Alabama (12-15-07)
5 vs Lafayette (1-5-08)	3FGM	5, 2x (last: vs Lafayette 1-5-08)
10 at South Alabama (12-15-07)	3FGA	10 at South Alabama (12-15-07)
5 vs Missouri (12-30-07)	FTM	7 vs Mississippi Valley State (3-13-07)
8 vs Missouri (12-30-07)	FTA	8, 2x (last: vs Missouri 12-30-07)
38, 3x (last: at Auburn 2-9-08)	Mins	38, 3x (last: at Auburn 2-9-08)

Season/Career 10-Point Games:	9 - 21	Season/Career Double-Doubles:	0 - 0
Season/Career 20-Point Games:	2 - 3	Season/Career Team's Top Scorer:	2 - 3
Season/Career 10-Rebound Games:	0 - 0	Season/Career Team's Top Rebounder:	0 - 1
Season/Career 5-Assist Games:	2 - 12	Season/Career Team's Top Assist Man:	5 - 14

BEN HANSBROUGH'S CAREER STATISTICS

Season	G-GS	Min	FGs	Pct	3FGs	Pct	FTs	Pct	Rebs	Asst	TO	Blk	Stl	Points
2006-07	35-9	827	75-175	.429	47-114	.412	58-74	.784	98-2.8	112	65	0	35	255-7.3
2007-08	20-18	624	65-152	.428	40-109	.367	33-43	.767	71-3.6	50	30	1	22	203-10.2
Totals	55-27	1451	140-327	.428	87-223	.390	91-117	.778	169-3.1	162	95	1	57	458-8.3



32 JARVIS VARNADO 32

6-9 • 210 • So. • F/C
BROWNSVILLE, TN (HAYWOOD HS)

Second-year defensive stalwart for the Bulldogs... Intimidating post defender who leads the nation in blocked shots (4.75 bpg)... Also averaging 7.2 points on the year and ranks 4th among the league's leading rebounders (7.9 rpg)... Shooting 63.7% from the field this season and now tops MSU's all-time field-goal percentage chart (min. 200 FGA) at 64.2% for his career... Averaging 8.0 ppg (68.1% FGs), 7.8 rpg (6th in SEC) and 4.80 bpg (1st) in SEC contests... Averaging 8.7 ppg on 11-of-13 FGs (85%) over his last three outings... Most recently posted his fourth double-double of the season (5th of career) with 10 points (3-4 FGs & 4-6 FTs) and 10 rebounds (3 blks & 2 stls) in win over Arkansas... Had eight points (4-4 FGs), six blocks and three boards at Auburn... Totalled 12 points (4-5 FGs & 4-4 FTs), eight boards and four blocks in home win over Ole Miss... Recorded the third triple-double in school history with 10 points, 12 rebounds and 10 blocks vs. Kentucky (Jan. 15)... Nearly posted a triple-double in previous game vs. Georgia (Jan. 12) with nine points (4-5 FGs), nine rebounds and 10 blocks... Totalled 13 points, career-high 17 rebounds and seven blocks at LSU... Had career-high 16 points (5-5 FGs & 6-9 FTs) and 12 rebounds (5 blks) vs. Lafayette the game prior... Has blocked at least two shots in all but two games (0 at Alabama & at TAMUCC) this season and owns 38 career multi-block contests... Has broken Erick Dampier's all-time, single-season school standard of 106 blocks set in 1995-96 and now stands 7th on the SEC's all-time season chart with 114 swats... Owns more blocks individually this season than eight SEC teams... Already ranks fourth (2 blks from 3rd place) on MSU's all-time list with 181 career blocks in just 59 games (3.07 bpg)... Has rejected five or more shots in a game 12 times this season, including school-record 10 blocks three times (Kentucky, Georgia & Miami, FL).

JARVIS VARNADO'S GAME-BY-GAME STATS (2007-08)


Opponent	FG	3FG	FT	Reb	PF	Pts	Ast	TO	BS	Stl	Min
LA. TECH *	1-5	0-0	2-2	5	1	4	0	1	6	0	26
CLEMSON *	3-7	0-0	1-2	12	5	7	0	4	6	0	27
UT MARTIN *	4-4	0-0	0-0	16	1	8	1	1	3	0	27
UC Irvine*	1-2	0-0	0-1	6	4	2	1	0	2	0	19
Southern Illinois*	3-3	0-0	0-2	7	3	6	0	2	2	2	36
Miami (OH)*	1-3	0-0	0-2	6	3	2	0	1	5	0	30
MURRAY ST.*	1-1	0-0	0-0	7	1	2	1	2	3	1	24
SE LOUISIANA*	4-6	0-0	0-0	3	5	8	0	2	4	0	17
MIAMI (FL)*	4-6	0-0	0-0	7	2	8	1	0	10	0	31
@South Alabama*	4-5	0-0	1-4	10	5	9	1	0	6	3	34
@Loyola M'mount*	4-4	0-0	2-6	6	4	10	1	2	9	0	20
@TAMU-CC*	1-9	0-1	0-0	7	2	2	1	1	0	0	24
MISSOURI*	4-6	0-0	1-4	8	3	9	0	1	5	0	23
Lafayette*	5-5	0-0	6-9	12	1	16	0	1	5	1	26
@LSU*	6-10	0-0	1-4	17	2	13	0	1	7	0	25
GEORGIA*	4-5	0-0	1-1	9	3	9	0	0	10	0	21
KENTUCKY*	3-5	0-0	4-10	12	2	10	1	1	10	0	36
@Alabama*	2-4	0-0	0-2	6	4	4	0	1	0	3	21
MISSISSIPPI*	4-5	0-0	4-4	8	3	12	1	1	4	0	29
@Arkansas*	0-1	0-0	1-2	6	3	1	0	2	4	1	24
TENNESSEE*	2-4	0-0	1-4	4	2	5	0	0	2	1	30
ALABAMA*	4-5	0-0	0-0	3	1	8	1	1	2	0	30
@Auburn*	4-4	0-0	0-0	3	4	8	1	2	6	0	23
ARKANSAS*	3-4	0-0	4-6	10	2	10	0	0	3	2	29
@Mississippi											
@South Carolina											
AUBURN											
@Florida											
@Vanderbilt											
LSU											

SEASON HIGH	JARVIS VARNADO	CAREER HIGH
16 vs Lafayette (1-5-08)	Pts	16 vs Lafayette (1-5-08)
17 at LSU (1-9-08)	Rebs	17 at LSU (1-9-08)
1, 11x (last: at Auburn 2-9-08)	Asts	2, 2x (last: vs South Carolina 1-27-07)
10, 3x (last: vs Kentucky 1-15-08)	Bkls	10, 3x (last: vs Kentucky 1-15-08)
3, 2x (last: at Alabama 1-19-08)	Stls	3, 2x (last: at Alabama 1-19-08)
6 at LSU (1-9-08)	FGM	6, 3x (last: at LSU 1-9-08)
10 at LSU (1-9-08)	FGA	10 at LSU (1-9-08)
--	3FGM	--
1 at A&M-Corpus Christi (12-21-07)	3FGA	1, 2x (last: at TAMUCC 12-21-07)
6 vs Lafayette (1-5-08)	FTM	6 vs Lafayette (1-5-08)
10 vs Kentucky (1-15-08)	FTA	10 vs Kentucky (1-15-08)
36, 2x (last: vs Kentucky 1-15-08)	Mins	36, 2x (last: vs Kentucky 1-15-08)

Season/Career 10-Point Games:	6 - 11	Season/Career Double-Doubles:	4 - 5
Season/Career 20-Point Games:	0 - 0	Season/Career Team's Top Scorer:	1 - 1
Season/Career 10-Rebound Games:	7 - 9	Season/Career Team's Top Rebounder:	10 - 15
Season/Career 5-Block Games:	12 - 14	Season/Career Team's Top Shot-Blocker:	21 - 36

JARVIS VARNADO'S CAREER STATISTICS

Season	G-GS	Min	FGs	Pct	3FGs	Pct	FTs	Pct	Rebs	Ast	TO	Bkls	Stl	Points
2006-07	35-13	473	75-116	.647	0-1	.000	24-45	.533	146-4.2	11	19	67	12	174-5.0
2007-08	24-24	632	72-113	.637	0-1	.000	29-65	.446	190-7.9	11	27	114	14	173-7.2
Totals	59-37	1105	147-229	.642	0-2	.000	53-110	.482	336-5.7	22	46	181	26	347-5.9



21 BRIAN JOHNSON 21

6-9 • 245 • Jr. • F/C
LAURINBURG, NC (LOUISVILLE)

Junior frontline performer participating in his first season at MSU after sitting out last season as a transfer from the University of Louisville... Spent two seasons at U of L, playing in 30 games (5 starts) in 2005-06 and receiving a medical redshirt year (right knee) for the 2004-05 campaign... Averaging 2.4 points and 2.6 rebounds per contest (11.2 mins/gm) as a frontcourt back-up overall this season, including 1.1 points (4-8 FGs & 3-3 FTs) and 1.9 boards (8.6 mppg) per SEC outing... Nearly half (28) of his 60 total rebounds on the year have been offensive boards... Shooting 61.1% (22-36 FGs) from the field on the year... Leads team with 78.6 FT% (11-14 FTs) on the year... Has been credited with 12 steals, 10 blocks and six assists (but 30 TOs) on the year... Has seen single-digit minutes played in seven of 10 SEC outings thus far... Coming off three straight scoreless outings (0 FGAs w/5 total rebs in 20 combined mins) vs. Arkansas, Auburn (2 mins) and Alabama (7 mins)... Most recently had two rebounds, one block and one steal in home win over Arkansas (11 mins)... Had three points and two rebounds vs. Tennessee (9 mins)... Had four points and four rebounds (both personal SEC highs) at Arkansas (12 mins)... Had two points, three boards and career-high three assists vs. Ole Miss (11 mins)... Had two points, two offensive boards and a block (9 mins) vs. Kentucky... Had four points, four rebounds and two steals vs. Lafayette... Had season-high six boards and season-most three steals at Loyola Marymount... Scored a season-high 10 points (4-4 FGs & 2-2 FTs) vs. Clemson in his second MSU outing... Had six points and five rebounds in season-most 21 minutes vs. UC Irvine... Totalled six points (3-3 FGs) and four rebounds (3 off.) vs. Murray State... Had three blocks and four rebounds at A&M-Corpus Christi.

BRIAN JOHNSON'S GAME-BY-GAME STATS (2007-08)

Opponent	FG	3FG	FT	Reb	PF	Pts	Ast	TO	BS	Stl	Min
LA. TECH	1-3	0-1	2-3	2	2	4	0	0	0	0	11
CLEMSON	4-4	0-0	2-2	3	2	10	0	1	0	0	19
UT MARTIN	0-3	0-1	0-0	4	0	0	0	0	0	0	12
UC Irvine	2-4	0-0	2-2	5	3	6	1	3	0	0	21
Southern Illinois	1-2	0-0	0-0	2	0	2	0	2	0	0	14
Miami (OH)	2-3	0-0	0-0	3	3	4	0	0	1	0	11
MURRAY ST.	3-3	0-0	0-0	4	2	6	1	3	1	1	16
SE LOUISIANA	1-1	0-0	0-0	0	0	2	0	1	0	0	2
MIAMI (FL)	1-1	0-0	0-0	2	2	2	0	2	1	2	14
@South Alabama				Did Not Play							
@Loyola M'mount	1-1	0-0	0-0	6	1	2	0	5	1	3	15
@TAMU-CC	0-1	0-0	0-2	4	4	0	0	1	3	0	12
MISSOURI	1-1	0-0	0-0	2	2	2	0	0	0	0	13
Lafayette	1-1	0-0	2-2	4	2	4	0	0	0	2	11
@LSU	0-0	0-0	0-0	0	1	0	0	2	0	0	9
GEORGIA	0-1	0-0	0-0	1	0	0	1	1	0	0	9
KENTUCKY	1-2	0-0	0-0	2	1	2	0	1	1	0	9
@Alabama	0-1	0-0	0-0	2	2	0	0	1	1	0	7
MISSISSIPPI	1-2	0-0	0-0	3	1	2	3	1	0	1	11
@Arkansas	1-1	0-0	2-2	4	0	4	0	2	0	1	12
TENNESSEE	1-1	0-0	1-1	2	2	3	0	1	0	1	9
ALABAMA	0-0	0-0	0-0	2	1	0	0	0	0	0	7
@Auburn	0-0	0-0	0-0	1	0	0	0	1	0	0	2
ARKANSAS	0-0	0-0	0-0	2	1	0	0	2	1	1	11
@Mississippi											
@South Carolina											
AUBURN											
@Florida											
@Vanderbilt											
LSU											

SEASON HIGH	BRIAN JOHNSON	CAREER HIGH
10 vs Clemson (11-15-07)	Pts	13 vs Clemson (3-20-06)
6 at Loyola Marymount (12-19-07)	Rebs	13 vs Clemson (3-20-06)
3 vs Mississippi (1-26-08)	Asts	3 vs Mississippi (1-26-08)
3 at A&M-Corpus Christi (12-21-07)	Bkls	3 at A&M-Corpus Christi (12-21-07)
3 at Loyola Marymount (12-19-07)	Stls	3 at Loyola Marymount (12-19-07)
4 vs Clemson (11-15-07)	FGM	4, 3x (last: vs Clemson 11-15-07)
4, 2x (last: vs UC Irvine 11-22-07)	FGA	7 at Kentucky (12-17-05)
--	3FGM	--
1, 2x (last: vs UT Martin 11-17-07)	3FGA	1, 4x (last: vs UT Martin 11-17-07)
2, 5x (last: at Arkansas 1-30-08)	FTM	5, 2x (last: vs Clemson 3-20-06)
3 vs Louisiana Tech (11-10-07)	FTA	6, 4x (last: vs Clemson 3-20-06)
21 vs UC Irvine (11-22-07)	Mins	24 vs Clemson (3-20-06)

Season/Career 10-Point Games:	1 - 2	Season/Career Double-Doubles:	0 - 1
Season/Career 20-Point Games:	0 - 0	Season/Career MSU's Top Scorer:	0 - 0
Season/Career 10-Rebound Games:	0 - 2	Season/Career MSU's Top Rebounder:	0 - 0
Season/Career 3-Block Games:	1 - 1	Season/Career MSU's Top Shot-Blocker:	2 - 2

BRIAN JOHNSON'S CAREER STATISTICS

Season	G-GS	Min	FGs	Pct	3FGs	Pct	FTs	Pct	Rebs	Ast	TO	Bkls	Stl	Points
2005-06*	30-5	309	33-61	.541	0-2	.000	29-45	.644	96-3.2	9	18	5	9	95-3.2
2007-08	23-0	257	22-36	.611	0-2	.000	11-14	.786	60-2.6	6	30	10	12	55-2.4
Totals	53-5	566	55-97	.567	0-4	.000	40-59	.678	156-2.9	15	48	15	21	150-2.8

* - Played the 2005-06 season at the University of Louisville



25 PHIL TURNER 25

6-3 • 170 • RS-Fr. • G
GRENADA, MS (GRENADA HS)

Redshirt freshman guard who made great strides this past off-season competing for SCORE International during a pair of goodwill tours (Argentina and the Dominican Republic)... Averaging 4.8 points and 3.3 rebounds per game during his rookie season, including 4.0 ppg and 3.8 rpg (24.1 mins/gm) in SEC play... Shooting only 34% (29% in SEC gms) from the field overall, 31% (29% in SEC gms) from beyond the arc and 56% from the line on the season... Has 11 starts this season, including recent streak of 10 straight starts (Dec. 30-Feb. 6)... Tied for second on the team with 26 steals... Averaging only 2.6 points (6-26 FGs for 23% & 5-18 treys for 28%) over his last seven games... Most recently played just one minute in home win over Arkansas... Totaled three points, three rebounds, two blocks and two steals at Auburn... Had four points and five rebounds in home win over Alabama... Had six points (2-5 treys) and three rebounds at Arkansas... Went scoreless in home win over Ole Miss (0-5 FGs), but had six rebounds... Matched his season high with three assists, while adding three points and two rebounds, at Alabama... Had 11 points (3-8 treys) and four rebounds vs. Kentucky... Totaled seven points, nine boards, two assists, two steals and two blocks vs. Georgia... Had four points, three rebounds and two steals at LSU... Had eight points, eight rebounds and two blocks vs. Lafayette... Recorded his first career double-double with 12 points and a career-high 10 rebounds vs. Missouri... Tallied 13 points (4-5 FGs & 3-3 treys in 16 mins), including 11 straight MSU points in a span of only 1:32 of the first half, at Texas A&M-Corpus Christi... Tallied a season-high 17 points (6-9 FGs & 4-6 treys), along with four rebounds, three assists, two steals and a block, at South Alabama in his first MSU start.

PHIL TURNER'S GAME-BY-GAME STATS (2007-08)

Opponent	FG	3FG	FT	Reb	PF	Pts	Ast	TO	BS	Stl	Min
LA. TECH	0-3	0-1	0-0	4	1	0	2	0	0	2	18
CLEMSON	2-6	1-2	0-2	4	3	5	1	1	0	0	15
UT MARTIN	2-6	1-4	1-2	0	1	6	1	2	0	0	16
UC Irvine	1-4	1-3	0-0	2	1	3	2	0	0	2	16
Southern Illinois	1-3	1-2	0-0	1	2	3	0	1	0	1	17
Miami (OH)	0-1	0-0	0-0	3	0	0	0	0	0	0	4
MURRAY ST.	1-5	0-3	0-0	1	0	2	0	1	0	1	11
SE LOUISIANA	0-2	0-2	1-2	0	1	1	0	1	0	1	12
MIAMI (FL)	1-3	0-2	0-0	0	1	2	0	0	0	1	5
@South Alabama*	6-9	4-6	1-2	4	5	17	3	2	1	2	26
@Loyola M'mount	1-3	0-2	1-2	1	1	3	0	1	0	3	16
@TAMU-CC	4-5	3-3	2-2	3	1	13	2	1	1	2	16
MISSOURI*	4-10	0-3	4-6	10	2	12	2	2	0	2	34
Lafayette*	2-6	1-4	3-4	8	4	8	1	1	2	1	28
@LSU*	2-6	0-2	0-0	3	3	4	1	2	0	2	34
GEORGIA*	2-7	2-6	1-2	9	3	7	2	4	2	2	37
KENTUCKY*	4-10	3-8	0-0	4	1	11	1	0	0	0	33
@Alabama*	1-5	1-4	0-0	2	2	3	3	2	0	0	28
MISSISSIPPI*	0-5	0-2	0-0	6	3	0	0	1	0	0	28
@Arkansas*	2-6	2-5	0-0	3	3	6	1	3	0	1	27
TENNESSEE*	1-5	0-2	0-1	3	2	2	0	1	1	0	24
ALABAMA*	1-3	1-3	1-2	5	0	4	0	1	0	1	14
@Auburn	1-2	1-2	0-0	3	1	3	1	1	2	2	15
ARKANSAS	0-0	0-0	0-0	0	0	0	0	0	0	0	1
@Mississippi											
@South Carolina											
AUBURN											
@Florida											
@Vanderbilt											
LSU											

SEASON HIGH	PHIL TURNER	CAREER HIGH
17 at South Alabama (12-15-07)	Pts	same
10 vs Missouri (12-30-07)	Rebs	same
3, 2x (last: at Alabama 1-19-08)	Asts	same
2, 3x (last: at Auburn 2-9-08)	Blks	same
3 at Loyola Marymount (12-19-07)	Stls	same
6 at South Alabama (12-15-07)	FGM	same
10, 2x (last: vs Kentucky 1-15-08)	FGA	same
4 at South Alabama (12-15-07)	3FGM	same
8 vs Kentucky (1-15-08)	3FGA	same
4 vs Missouri (12-30-07)	FTM	same
6 vs Missouri (12-30-07)	FTA	same
37 vs Georgia (1-12-08)	Mins	same

Season/Career 10-Point Games:	4 - 4	Season/Career Double-Doubles:	1 - 1
Season/Career 20-Point Games:	0 - 0	Season/Career Team's Top Scorer:	1 - 1
Season/Career 5-Rebound Games:	5 - 5	Season/Career Team's Top Rebounder:	2 - 2
Season/Career 3-Assist Games:	2 - 2	Season/Career Team's Top Assist Man:	1 - 1

PHIL TURNER'S CAREER STATISTICS

Season	G-GS	Min	FGs	Pct	3FGs	Pct	FTs	Pct	Rebs	Ast	TO	Blk	Stl	Points
2007-08	24-11	475	39-115	.339	22-71	.310	15-27	.556	79-3.3	23	28	9	26	115-4.8
Totals	24-11	475	39-115	.339	22-71	.310	15-27	.556	79-3.3	23	28	9	26	115-4.8



15 RILEY BENOCK 15

6-4 • 180 • Fr. • G
BATTLETOWN, KY (MEADE COUNTY HS)

Rookie combo guard from Meade County High School in Brandenburg, Ky. - the same school which produced current MSU head coach Rick Stansbury... Averaging 2.1 points and 0.8 rebounds per game as a first-year backcourt back-up, including 2.4 points per SEC outing on 7-of-12 treys and 3-of-4 free throws... Hitting a team-leading 42.4 percent from three-point range (14-33 treys) on the year, with all but four of his 37 overall shot attempts and all but one of his 15 made field goals having come from beyond the three-point arc... Saw a total of 50 minutes of court action in the three games Ben Hansbrough sat out because of mononucleosis, but has only seen 11 total minutes in the three games since Ben's return to the lineup... Has gone scoreless in each of the last five games (0-3 treys) since standout game vs. Ole Miss on Jan. 26 (4 mins & 1 TO in home win over Arkansas; 4 mins & 0-1 treys at Auburn; 3 mins in home win over Alabama; 2 asts & 1 reb but 4 TOs in 15 mins vs. Tennessee; and 0-2 treys, 2 asts & 1 blk in 14 mins at Arkansas)... Set season highs in points (12), FGs made (4) and attempted (5), 3-pointers made (4) and attempted (5), and minutes played (21) in home win over Ole Miss... Hit his lone three-point attempt and had an assist (4 mins) at Alabama... Drilled a 3-pointer and hit 3-of-4 free throws (also 1 reb & 1 ast in 10 mins) during six-point outing vs. Georgia... Hit a 3-pointer (8 mins) at LSU... Standout non-SEC outing of his rookie campaign was a 10-point (3-3 treys), four-assist effort (1 TO) vs. UT Martin... Totaled three points, three assists (0 TOs) and a steal (13 mins) at A&M-Corpus Christi... Hit a trey and collected two rebounds (11 mins) at Loyola Marymount... Totaled three points, a season-high four boards as well as an assist and a steal (14 mins) vs. Southeastern Louisiana.

RILEY BENOCK'S GAME-BY-GAME STATS (2007-08)


Opponent	FG	3FG	FT	Reb	PF	Pts	Ast	TO	BS	Stl	Min
LA. TECH	1-3	1-3	0-0	1	1	3	0	0	0	0	11
CLEMSON	0-3	0-3	0-0	0	0	0	0	0	0	1	5
UT MARTIN	3-3	3-3	1-2	2	0	10	4	1	0	0	15
UC Irvine	0-0	0-0	0-0	1	1	0	1	0	0	0	6
Southern Illinois				Did Not Play							
Miami (OH)	0-0	0-0	0-0	1	1	0	0	0	0	0	4
MURRAY ST.	1-3	0-1	0-0	2	0	2	1	0	0	0	9
SE LOUISIANA	1-4	1-3	0-0	4	0	3	1	0	0	1	14
MIAMI (FL)	0-0	0-0	0-0	1	0	0	0	0	0	0	7
@South Alabama	0-2	0-2	0-0	0	1	0	0	1	0	0	8
@Loyola M'mount	1-2	1-2	0-0	2	1	3	0	2	0	0	11
@TAMU-CC	1-1	1-1	0-0	0	3	3	3	0	0	1	13
MISSOURI	0-1	0-1	1-2	0	0	1	0	0	0	0	3
Lafayette	0-3	0-2	0-0	0	0	0	2	0	1	1	9
@LSU	1-1	1-1	0-0	0	0	3	0	1	0	0	8
GEORGIA	1-2	1-2	3-4	1	0	6	1	2	0	0	10
KENTUCKY	0-0	0-0	0-0	1	1	0	0	1	1	0	11
@Alabama	1-1	1-1	0-0	0	0	3	1	1	0	0	4
MISSISSIPPI	4-5	4-5	0-0	1	0	12	1	1	0	0	21
@Arkansas	0-2	0-2	0-0	0	3	0	2	1	1	0	14
TENNESSEE	0-0	0-0	0-0	1	1	0	2	4	0	0	15
ALABAMA	0-0	0-0	0-0	0	1	0	0	0	0	0	3
@Auburn	0-1	0-1	0-0	0	0	0	0	0	0	0	4
ARKANSAS	0-0	0-0	0-0	0	0	0	0	1	0	0	4
@Mississippi											
@South Carolina											
AUBURN											
@Florida											
@Vanderbilt											
LSU											

SEASON HIGH	RILEY BENOCK	CAREER HIGH
12 vs Mississippi (1-26-08)	Pts	same
4 vs Southeastern Louisiana (12-8-07)	Rebs	same
4 vs UT Martin (11-17-07)	Asts	same
1, 3x (last: at Arkansas 1-30-08)	Blks	same
1, 4x (last: vs Lafayette 1-5-08)	Stls	same
4 vs Mississippi (1-26-08)	FGM	same
5 vs Mississippi (1-26-08)	FGA	same
4 vs Mississippi (1-26-08)	3FGM	same
5 vs Mississippi (1-26-08)	3FGA	same
3 vs Georgia (1-12-08)	FTM	same
4 vs Georgia (1-12-08)	FTA	same
21 vs Mississippi (1-26-08)	Mins	same

Season/Career 5-Point Games:	3 - 3	Season/Career Double-Doubles:	0 - 0
Season/Career 10-Point Games:	2 - 2	Season/Career Team's Top Scorer:	0 - 0
Season/Career 5-Rebound Games:	0 - 0	Season/Career Team's Top Rebounder:	0 - 0
Season/Career 3-Assist Games:	2 - 2	Season/Career Team's Top Assist Man:	1 - 1

RILEY BENOCK'S CAREER STATISTICS

Season	G-GS	Min	FGs	Pct	3FGs	Pct	FTs	Pct	Rebs	Ast	TO	Blk	Stl	Points
2007-08	23-0	209	15-37	.405	14-33	.424	5-8	.625	18-0.8	19	16	3	4	49-2.1
Totals	23-0	209	15-37	.405	14-33	.424	5-8	.625	18-0.8	19	16	3	4	49-2.1



2 RAVEN JOHNSON 2

6-7 • 175 • FR. • G/F
LYON, MS (COAHOMA COUNTY HS)

Freshman swingman from the Mississippi high school ranks... Long, athletic performer gives the Bulldogs versatility on the perimeter... Averaging 2.9 points (24-51 FGs for 47% & 5-19 treys for 26%) and 1.0 rebounds per game in 20 back-up appearances (6.6 mins/gm) as a true freshman... Averaging 2.7 points (11-27 FGs & 2-10 treys) and 1.1 rebounds (6.9 mins/gm) in SEC play... Most recently had two points and two rebounds in home win over Arkansas (8 mins)... Bounced back from a scoreless effort in home win over Alabama to score four points (2-3 FGs) at Auburn (5 mins)... For the second straight game had five points (2-5 FGs & 1-1 FTs) and one offensive board vs. Tennessee (10 mins)... Also scored five points at Arkansas (12 mins) on 2-of-4 FGs (1-2 treys) and had one offensive board... Hit a 3-pointer in home win over Ole Miss (4 mins)... Made 2-of-4 free throws with an offensive rebound and an assist at Alabama (2 mins)... Had six points (3-4 FGs) and three rebounds in SEC debut (12 mins) at LSU... Scored a season-high 11 points (5-6 FGs), along with three rebounds and a block, in season-most 14 minutes vs. Lafayette College in Jackson, Miss... Hit 2-of-3 FGs for four points vs. Missouri (7 mins)... Nailed both three-point attempts, collected a pair of rebounds and had an assist at Texas A&M-Corpus Christi (8 mins)... Totalled six points (3-5 FGs), season-high three rebounds, two assists and a block the game prior at Loyola Marymount (11 mins)... Had totalled just three points (1-8 FGs & 0-2 treys), one rebound and one assist in 23 total minutes of playing time in six prior outings combined before the Dec. 19 contest at Loyola Marymount... Two-time all-state performer at Coahoma County High School, earning Mississippi Player of the Year honor by *Gatorade* his senior season and being chosen Mississippi's Mr. Basketball by *The Clarion-Ledger* newspaper as a prep junior.

RAVERN JOHNSON'S GAME-BY-GAME STATS (2007-08)


Opponent	FG	3FG	FT	Reb	PF	Pts	Ast	TO	BS	Stl	Min
LA. TECH	0-2	0-0	0-0	1	1	0	0	0	0	0	4
CLEMSON				Did Not Play							
UT MARTIN	1-3	0-0	0-0	0	0	2	0	0	0	0	6
UC Irvine	0-1	0-0	0-0	0	0	0	0	0	0	0	1
Southern Illinois				Did Not Play							
Miami (OH)				Did Not Play							
MURRAY ST.	0-0	0-0	0-0	0	0	0	0	1	0	0	5
SE LOUISIANA	0-1	0-1	1-2	0	0	1	1	1	0	1	6
MIAMI (FL)				Did Not Play							
@South Alabama	0-1	0-1	0-0	0	0	0	0	0	0	0	1
@Loyola M'mount	3-5	0-2	0-1	3	1	6	2	0	1	0	11
@TAMU-CC	2-2	2-2	0-0	2	0	6	1	0	0	0	8
MISSOURI	2-3	0-1	0-0	0	0	4	0	2	0	0	7
Lafayette	5-6	1-2	0-0	3	2	11	0	1	1	0	14
@LSU	3-4	0-1	0-0	3	0	6	0	1	0	0	12
GEORGIA	0-2	0-1	0-0	1	0	0	0	0	0	0	6
KENTUCKY	0-3	0-2	0-0	1	0	0	0	0	1	0	6
@Alabama	0-0	0-0	2-4	1	0	2	1	0	0	0	2
MISSISSIPPI	1-2	1-1	0-0	0	0	3	0	0	0	0	4
@Arkansas	2-4	1-2	0-0	1	1	5	0	0	0	0	12
TENNESSEE	2-5	0-1	1-1	1	1	5	0	0	0	0	10
ALABAMA	0-1	0-0	0-0	1	0	0	0	1	0	0	4
@Auburn	2-3	0-1	0-0	0	0	4	0	1	0	0	5
ARKANSAS	1-3	0-1	0-0	2	1	2	0	1	0	0	8
@Mississippi											
@South Carolina											
AUBURN											
@Florida											
@Vanderbilt											
LSU											

SEASON HIGH	RAVERN JOHNSON	CAREER HIGH
11 vs Lafayette (1-5-08)	Pts	same
3, 3x (last: at LSU 1-9-08)	Rebs	same
2 at Loyola Marymount (12-19-07)	Asts	same
1, 3x (last: vs Kentucky 1-15-08)	Blks	same
1 vs Southeastern Louisiana (12-8-07)	Stls	same
5 vs Lafayette (1-5-08)	FGM	same
6 vs Lafayette (1-5-08)	FGA	same
2 at A&M-Corpus Christi (12-21-07)	3FGM	same
2, 5x (last: at Arkansas 1-30-08)	3FGA	same
2 at Alabama (1-19-08)	FTM	same
4 at Alabama (1-19-08)	FTA	same
14 vs Lafayette (1-5-08)	Mins	same

Season/Career 5-Point Games:	6 - 6	Season/Career Double-Doubles:	0 - 0
Season/Career 10-Point Games:	1 - 1	Season/Career Team's Top Scorer:	0 - 0
Season/Career 5-Rebound Games:	0 - 0	Season/Career Team's Top Rebounder:	0 - 0
Season/Career 3-Assist Games:	0 - 0	Season/Career Team's Top Assist Man:	0 - 0

RAVERN JOHNSON'S CAREER STATISTICS

Season	G-GS	Min	FGs	Pct	3FGs	Pct	FTs	Pct	Rebs	Ast	TO	Blk	Stl	Points
2007-08	20-0	132	24-51	.471	5-19	.263	4-8	.500	20-1.0	5	9	3	1	57-2.9
Totals	20-0	132	24-51	.471	5-19	.263	4-8	.500	20-1.0	5	9	3	1	57-2.9



45 ELGIN BAILEY 45

6-8 • 265 • FR. • F/C
NEW ORLEANS, LA (BELAIRE HS)

Frontcourt rookie from the talent-laden Louisiana high school ranks... Skilled, left-handed post player who can step out and hit the 15-foot jumper as well as score down low... Runs the floor well for a big man... Averaging 2.1 points and 2.0 rebounds per game in 21 appearances (7.0 mins/gm) as a true freshman, including 2.9 ppg (9-14 FGs & 8-16 FTs) and 2.0 rpg (7.7 mins/gm) in SEC play... 18 of his 42 total rebounds for the season are offensive boards... Hitting 50% from the field (16-32 FGs) but only 37% from the line (13-35 FTs) on the year... Most recently bounced back from a scoreless outing at Auburn (4 mins) by matching his season high with eight points (one more than his previous four-game combined total) on 4-of-5 FGs, along with three offensive rebounds, in home win over Arkansas (11 mins)... Had four points (1-1 FGs & 2-2 FTs) and two boards (8 mins) in home win over Alabama... Totalled three points (1-2 FGs), four rebounds and two blocks (6 mins) vs. Tennessee... Tallied a season-high eight points (equalling his previous six-game combined total) on 2-of-2 FGs & 4-of-7 FTs, along with adding three boards and two blocks, in home win over Ole Miss (11 mins)... Grabbed four rebounds and had a steal at Alabama (13 mins)... Hit his lone field-goal attempt, grabbed an offensive rebound and blocked a shot in his SEC debut (6 mins) at LSU vs. his homestate Tigers... Tallied five points (1-5 FGs but 3-4 FTs) and matched his season best with five rebounds (3 off.) at Texas A&M-Corpus Christi (7 mins)... Also pulled down five boards (9 mins) at Loyola Marymount the game prior... Played a season-most 14 minutes in home win over Southeastern Louisiana, totalling two points, four rebounds (3 off.), an assist and a steal... Had three points, three boards, a block and a steal vs. Murray State (8 mins)... Totalled four points (2-2 FGs), two rebounds and a steal vs. UT Martin (8 mins).

ELGIN BAILEY'S GAME-BY-GAME STATS (2007-08)

Opponent	FG	3FG	FT	Reb	PF	Pts	Ast	TO	BS	Stl	Min
LA. TECH	1-3	0-0	0-2	1	0	2	0	0	0	0	8
CLEMSON	1-2	0-0	0-0	1	2	2	0	0	0	0	3
UT MARTIN	2-2	0-0	0-0	2	1	4	0	2	0	1	8
UC Irvine	0-0	0-0	0-2	0	0	0	0	0	0	0	4
Southern Illinois	0-0	0-0	0-0	1	2	0	0	1	0	0	6
Miami (OH)				Did Not Play							
MURRAY ST.	1-2	0-0	1-3	3	1	3	0	2	1	1	8
SE LOUISIANA	1-2	0-0	0-2	4	0	2	1	1	0	1	14
MIAMI (FL)				Did Not Play							
@South Alabama	0-0	0-0	0-0	0	1	0	0	0	0	0	2
@Loyola M'mount	0-0	0-0	1-4	5	2	1	0	1	0	0	9
@TAMU-CC	1-5	0-0	3-4	5	3	5	0	1	1	0	7
MISSOURI	0-0	0-0	0-0	0	1	0	0	0	0	0	4
Lafayette	0-2	0-0	0-2	2	1	0	0	1	0	0	5
@LSU	1-1	0-0	0-2	1	1	2	0	3	1	0	6
GEORGIA				Did Not Play							
KENTUCKY	0-1	0-0	1-2	1	2	1	0	0	0	0	3
@Alabama	0-0	0-0	0-0	4	3	0	0	0	0	1	13
MISSISSIPPI	2-2	0-0	4-7	3	1	8	0	0	2	0	11
@Arkansas	0-1	0-0	0-0	0	3	0	0	2	0	0	7
TENNESSEE	1-2	0-0	1-3	4	3	3	0	0	2	0	6
ALABAMA	1-1	0-0	2-2	2	2	4	0	1	0	0	8
@Auburn	0-1	0-0	0-0	0	1	0	0	0	0	0	4
ARKANSAS	4-5	0-0	0-0	3	1	8	0	0	0	0	11
@Mississippi											
@South Carolina											
AUBURN											
@Florida											
@Vanderbilt											
LSU											

SEASON HIGH	ELGIN BAILEY	CAREER HIGH
8, 2x (last: vs Arkansas 2-16-08)	Pts	same
5, 2x (last: at TAMUCC 12-21-07)	Rebs	same
1 vs Southeastern Louisiana (12-8-07)	Asts	same
2, 2x (last: vs Tennessee 2-2-08)	Blks	same
1, 4x (last: at Alabama 1-19-08)	Stls	same
4 vs Arkansas (2-16-08)	FGM	same
5, 2x (last: vs Arkansas 2-16-08)	FGA	same
--	3FGM	same
--	3FGA	same
4 vs Mississippi (1-26-08)	FTM	same
7 vs Mississippi (1-26-08)	FTA	same
14 vs Southeastern Louisiana (12-8-07)	Mins	same

Season/Career 5-Point Games:	3 - 3	Season/Career Double-Doubles:	0 - 0
Season/Career 10-Point Games:	0 - 0	Season/Career Team's Top Scorer:	0 - 0
Season/Career 5-Rebound Games:	2 - 2	Season/Career Team's Top Rebounder:	0 - 0
Season/Career 3-Block Games:	0 - 0	Season/Career Team's Top Shot-Blocker:	0 - 0

ELGIN BAILEY'S CAREER STATISTICS

Season	G-GS	Min	FGs	Pct	3FGs	Pct	FTs	Pct	Rebs	Ast	TO	Blk	Stl	Points
2007-08	21-0	147	16-32	.500	0-0	.000	13-35	.371	42-2.0	1	15	7	4	45-2.1
Totals	21-0	147	16-32	.500	0-0	.000	13-35	.371	42-2.0	1	15	7	4	45-2.1



24 KODI AUGUSTUS 24

6-8 • 220 • FR. • F
BATON ROUGE, LA (MAINE CENTRAL INST.)

First-year combo forward from Baton Rouge, La., by way of Maine Central Institute... Owns excellent three-point shooting touch as well as having the ability to post up smaller defenders in the post... Averaging 1.5 points (5-13 FGs; 2-7 treys & 4-7 FTs) and 1.1 rebounds per game in 11 brief appearances (4.7 mins/gm) on the year... Has seen but two total minutes of playing time in two of the team's 10 SEC outings to date... Most recently blocked a shot (his third of the year) in one-minute stint vs. Ole Miss (Jan. 26)... Connected on 1-of-2 shots at LSU in his SEC debut (Jan. 9) for his first two points since Dec. 19 at Loyola Marymount... Did not see action in road outings vs. Alabama, Arkansas and Auburn nor in home games vs. Georgia, Kentucky, Tennessee, Alabama and Arkansas... High point of his rookie campaign thus far was the Dec. 8 Southeastern Louisiana contest in which he set season highs for points (8), field goals made (3) and attempted (5), 3-pointers made (2), rebounds (6) and minutes played (11)... Had totalled just three points (0-3 FGs & 0-2 treys), three rebounds and 21 minutes played over his four previous outings combined prior to the SLU contest... Subsequently hit a field goal in his only attempt and made 1-of-2 free throws, as well as collecting his first two assists and first steal of the campaign, in 10-minute stint at Loyola Marymount... Also had blocks vs. Lafayette and UT Martin... Hit 3-of-5 charity tosses and grabbed a rebound vs. Murray State... Collected a pair of rebounds in collegiate debut vs. Louisiana Tech... Rated as the nation's No. 20 post-graduate player by *Scout.com* a year ago at Maine Central Institute in Pittsfield, Maine... Spent the 2005-06 campaign playing for Willowridge High School in Houston, Texas... Previously attended Baton Rouge's Tara High School... Cousin of WNBA standout and former LSU All-American Selmon Augustus.

KODI AUGUSTUS' GAME-BY-GAME STATS (2007-08)

Opponent	FG	3FG	FT	Reb	PF	Pts	Ast	TO	BS	Stl	Min
LA. TECH	0-2	0-2	0-0	2	1	0	0	0	0	0	9
CLEMSON				Did Not Play							
UT MARTIN	0-1	0-0	0-0	0	2	0	0	3	1	0	7
UC Irvine	0-0	0-0	0-0	0	0	0	0	0	0	0	1
Southern Illinois				Did Not Play							
Miami (OH)				Did Not Play							
MURRAY ST.	0-0	0-0	3-5	1	1	3	0	1	0	0	4
SE LOUISIANA	3-5	2-2	0-0	6	1	8	0	2	0	0	11
MIAMI (FL)				Did Not Play							
@South Alabama				Did Not Play							
@Loyola M'ount	1-1	0-0	1-2	2	3	3	2	0	0	1	10
@TAMU-CC	0-1	0-1	0-0	0	0	0	0	0	0	0	4
MISSOURI	0-0	0-0	0-0	0	0	0	0	0	0	0	2
Lafayette	0-1	0-1	0-0	1	0	0	0	1	1	0	2
@LSU	1-2	0-1	0-0	0	0	2	0	0	0	0	1
GEORGIA				Did Not Play							
KENTUCKY				Did Not Play							
@Alabama				Did Not Play							
MISSISSIPPI	0-0	0-0	0-0	0	0	0	0	0	1	0	1
@Arkansas				Did Not Play							
TENNESSEE				Did Not Play							
ALABAMA				Did Not Play							
@Auburn				Did Not Play							
ARKANSAS				Did Not Play							
@Mississippi				Did Not Play							
@South Carolina											
AUBURN											
@Florida											
@Vanderbilt											
LSU											

SEASON HIGH	KODI AUGUSTUS	CAREER HIGH
8 vs Southeastern Louisiana (12-8-07)	Pts	same
6 vs Southeastern Louisiana (12-8-07)	Rebs	same
2 at Loyola Marymount (12-19-07)	Asts	same
1, 3x (last: vs Mississippi 1-26-08)	Blks	same
1 at Loyola Marymount (12-19-07)	Stls	same
3 vs Southeastern Louisiana (12-8-07)	FGM	same
5 vs Southeastern Louisiana (12-8-07)	FGA	same
2 vs Southeastern Louisiana (12-8-07)	3FGM	same
2, 2x (last: vs Southeastern La. 12-8-07)	3FGA	same
3 vs Murray State (12-1-07)	FTM	same
5 vs Murray State (12-1-07)	FTA	same
11 vs Southeastern Louisiana (12-8-07)	Mins	same

Season/Career 5-Point Games:	1 - 1	Season/Career Double-Doubles:	0 - 0
Season/Career 10-Point Games:	0 - 0	Season/Career Team's Top Scorer:	0 - 0
Season/Career 5-Rebound Games:	1 - 1	Season/Career Team's Top Rebounder:	0 - 0
Season/Career 3-Assist Games:	0 - 0	Season/Career Team's Top Assist Man:	0 - 0

KODI AUGUSTUS' CAREER STATISTICS

Season	G-GS	Min	FGs	Pct	3FGs	Pct	FTs	Pct	Rebs	Ast	TO	Blk	Stl	Points
2007-08	11-0	52	5-13	.385	2-7	.286	4-7	.571	12-1.1	2	7	3	1	16-1.5
Totals	11-0	52	5-13	.385	2-7	.286	4-7	.571	12-1.1	2	7	3	1	16-1.5



3 BILLY BEGLEY 3

6-1 • 190 • SR. • G
HENDERSON, KY (NOTRE DAME PREP)

BILLY BEGLEY'S GAME-BY-GAME STATS (2007-08)

Opponent	FG	3FG	FT	Reb	PF	Pts	Ast	TO	BS	Stl	Min
LA. TECH	0-1	0-0	0-0	0	0	0	0	0	0	0	1
CLEMSON				Did Not Play							
UT MARTIN	0-0	0-0	0-0	1	1	0	0	0	0	0	2
UC Irvine				Did Not Play							
Southern Illinois				Did Not Play							
Miami (OH)				Did Not Play							
MURRAY ST.	0-0	0-0	0-0	0	0	0	0	1	0	0	1
SE LOUISIANA	0-0	0-0	0-0	0	0	0	0	0	0	0	1
MIAMI (FL)				Did Not Play							
@South Alabama				Did Not Play							
@Loyola M'ount				Did Not Play							
@TAMU-CC				Did Not Play							
MISSOURI				Did Not Play							
Lafayette	0-0	0-0	0-0	0	0	0	0	0	0	0	2
@LSU	0-0	0-0	0-0	0	0	0	0	0	0	0	1
GEORGIA				Did Not Play							
KENTUCKY	0-0	0-0	0-0	0	0	0	0	0	0	0	1
@Alabama				Did Not Play							
MISSISSIPPI	0-1	0-1	0-0	0	0	0	0	0	0	0	1
@Arkansas				Did Not Play							
TENNESSEE				Did Not Play							
ALABAMA				Did Not Play							
@Auburn	0-1	0-1	0-0	0	0	0	0	0	0	0	2
ARKANSAS				Did Not Play							
@Mississippi											
@South Carolina											
AUBURN											
@Florida											
@Vanderbilt											
LSU											

SEASON HIGH	BILLY BEGLEY	CAREER HIGH
--	Pts	5 vs Jacksonville State (12-22-04)
1 vs UT Martin (11-17-07)	Rebs	2 vs McNeese State (12-1-03)
--	Asts	1, 3x (last: vs Alabama 3-4-07)
--	Blks	--
--	Stls	--
--	FGM	1, 5x (last: vs South Alabama 12-9-06)
1, 3x (last: at Auburn 2-9-08)	FGA	3, 2x (last: vs. Miss. Valley St. 3-13-07)
--	3FGM	1, 2x (last: vs Jacksonville St. 12-22-04)
1, 2x (last: at Auburn 2-9-08)	3FGA	3 vs McNeese State (12-16-06)
--	FTM	2 vs Jacksonville State (12-22-04)
--	FTA	2, 2x (last: vs Jacksonville St. 12-22-04)
2, 3x (last: at Auburn 2-9-08)	Mins	3, 3x (last: vs. Miss. Valley St. 3-13-07)

Season/Career 5-Point Games:	0 - 1	Season/Career Double-Doubles:	0 - 0
Season/Career 10-Point Games:	0 - 0	Season/Career Team's Top Scorer:	0 - 0
Season/Career 5-Rebound Games:	0 - 0	Season/Career Team's Top Rebounder:	0 - 0
Season/Career 3-Assist Games:	0 - 0	Season/Career Team's Top Assist Man:	0 - 0

BILLY BEGLEY'S CAREER STATISTICS

Season	G-GS	Min	FGs	Pct	3FGs	Pct	FTs	Pct	Rebs	Ast	TO	Blk	Stl	Points
2003-04	5-0	6	1-2	.500	0-1	.000	0-2	.000	3-0.6	0	2	0	0	2-0.4
2004-05	12-0	18	3-5	.600	2-3	.667	2-2	1.000	2-0.2	1	0	0	0	10-0.8
2006-07	12-0	21	1-14	.071	0-11	.000	0-0	.000	1-0.1	2	2	0	0	2-0.2
2007-08	9-0	12	0-3	.000	0-2	.000	0-0	.000	1-0.1	0	1	0	0	0-0.0
Totals	38-0	55	5-24	.208	2-17	.118	2-4	.500	7-0.2	3	5	0	0	14-0.4



33 **BRANDON BOLEN** **33**
6-3 • 195 • FR. • G
MADISON, MS (MADISON-RIDGELAND AC.)



14 **ROD BRYANT** **14**
6-1 • 165 • FR. • G
BIRMINGHAM, AL (G.W. CARVER HS)

BRANDON BOLEN'S GAME-BY-GAME STATS (2007-08)

Opponent	FG	3FG	FT	Reb	PF	Pts	Ast	TO	BS	Stl	Min
LA. TECH	0-0	0-0	0-0	1	0	0	0	0	0	0	1
CLEMSON				Did Not Play							
UT MARTIN	0-0	0-0	0-0	0	1	0	0	1	0	0	1
UC Irvine				Did Not Play							
Southern Illinois				Did Not Play							
Miami (OH)				Did Not Play							
MURRAY ST.	0-1	0-0	0-0	0	0	0	0	0	0	0	1
SE LOUISIANA	0-0	0-0	0-0	0	0	0	0	1	0	0	1
MIAMI (FL)				Did Not Play							
@South Alabama				Did Not Play							
@Loyola M'mount	0-0	0-0	0-0	0	0	0	0	0	0	0	1
@TAMU-CC	0-0	0-0	1-2	1	0	1	0	0	0	0	2
MISSOURI				Did Not Play							
Lafayette	0-1	0-1	0-0	0	0	0	0	1	0	0	3
@LSU	0-0	0-0	0-0	2	0	0	0	0	0	0	1
GEORGIA				Did Not Play							
KENTUCKY				Did Not Play							
@Alabama				Did Not Play							
MISSISSIPPI	0-0	0-0	0-0	0	0	0	0	0	0	0	1
@Arkansas				Did Not Play							
TENNESSEE				Did Not Play							
ALABAMA				Did Not Play							
@Auburn				Did Not Play							
ARKANSAS				Did Not Play							
@Mississippi											
@South Carolina											
AUBURN											
@Florida											
@Vanderbilt											
LSU											

ROD BRYANT'S GAME-BY-GAME STATS (2007-08)

Opponent	FG	3FG	FT	Reb	PF	Pts	Ast	TO	BS	Stl	Min
LA. TECH	0-0	0-0	0-0	0	0	0	0	0	0	0	1
CLEMSON				Did Not Play							
UT MARTIN	1-1	0-0	0-1	1	0	2	0	1	0	0	1
UC Irvine				Did Not Play							
Southern Illinois				Did Not Play							
Miami (OH)				Did Not Play							
MURRAY ST.	0-0	0-0	0-0	0	0	0	0	0	0	0	1
SE LOUISIANA	1-1	0-0	0-0	0	0	2	0	0	0	0	1
MIAMI (FL)				Did Not Play							
@South Alabama				Did Not Play							
@Loyola M'mount				Did Not Play							
@TAMU-CC				Did Not Play							
MISSOURI				Did Not Play							
Lafayette				Did Not Play							
@LSU				Did Not Play							
GEORGIA				Did Not Play							
KENTUCKY				Did Not Play							
@Alabama				Did Not Play							
MISSISSIPPI	0-1	0-0	0-0	0	0	0	0	0	0	0	1
@Arkansas				Did Not Play							
TENNESSEE				Did Not Play							
ALABAMA				Did Not Play							
@Auburn				Did Not Play							
ARKANSAS				Did Not Play							
@Mississippi											
@South Carolina											
AUBURN											
@Florida											
@Vanderbilt											
LSU											

SEASON HIGH	BRANDON BOLEN	CAREER HIGH
1 at A&M-Corpus Christi (12-21-07)	Pts	same
2 at LSU (1-9-08)	Rebs	same
--	Asts	same
--	Blks	same
--	Stls	same
--	FGM	same
1, 2x (last: vs Lafayette 1-5-08)	FGA	same
--	3FGM	same
1 vs Lafayette (1-5-08)	3FGA	same
1 at A&M-Corpus Christi (12-21-07)	FTM	same
2 at A&M-Corpus Christi (12-21-07)	FTA	same
3 vs Lafayette (1-5-08)	Mins	same

SEASON HIGH	ROD BRYANT	CAREER HIGH
2, 2x (last: vs Southeastern La. 12-8-07)	Pts	same
1 vs UT Martin (11-17-07)	Rebs	same
--	Asts	same
--	Blks	same
--	Stls	same
1, 2x (last: vs Southeastern La. 12-8-07)	FGM	same
1, 3x (last: vs Mississippi 1-26-08)	FGA	same
--	3FGM	same
--	3FGA	same
--	FTM	same
1 vs UT Martin (11-17-07)	FTA	same
1, 5x (last: vs Mississippi 1-26-08)	Mins	same

Season/Career 5-Point Games:	0 - 0	Season/Career Double-Doubles:	0 - 0
Season/Career 10-Point Games:	0 - 0	Season/Career Team's Top Scorer:	0 - 0
Season/Career 5-Rebound Games:	0 - 0	Season/Career Team's Top Rebounder:	0 - 0
Season/Career 3-Assist Games:	0 - 0	Season/Career Team's Top Assist Man:	0 - 0

Season/Career 5-Point Games:	0 - 0	Season/Career Double-Doubles:	0 - 0
Season/Career 10-Point Games:	0 - 0	Season/Career Team's Top Scorer:	0 - 0
Season/Career 5-Rebound Games:	0 - 0	Season/Career Team's Top Rebounder:	0 - 0
Season/Career 3-Assist Games:	0 - 0	Season/Career Team's Top Assist Man:	0 - 0

BRANDON BOLEN'S CAREER STATISTICS

Season	G-GS	Min	FGs	Pct	3FGs	Pct	FTs	Pct	Rebs	Ast	TO	Blk	Stl	Points
2007-08	9-0	12	0-2	.000	0-1	.000	1-2	.500	4-0.4	0	3	0	0	1-0.1
Totals	9-0	12	0-2	.000	0-1	.000	1-2	.500	4-0.4	0	3	0	0	1-0.1

ROD BRYANT'S CAREER STATISTICS

Season	G-GS	Min	FGs	Pct	3FGs	Pct	FTs	Pct	Rebs	Ast	TO	Blk	Stl	Points
2007-08	5-0	5	2-3	.667	0-0	.000	0-1	.000	1-0.2	0	1	0	0	4-0.8
Totals	5-0	5	2-3	.667	0-0	.000	0-1	.000	1-0.2	0	1	0	0	4-0.8



10 JOSEPH IUPE 10
6-1 • 160 • So. • G
MADISON, MS (MADISON CENTRAL HS)

JOSEPH IUPE'S GAME-BY-GAME STATS (2007-08)

Opponent	FG	3FG	FT	Reb	PF	Pts	Ast	TO	BS	Stl	Min
LA. TECH	0-0	0-0	0-0	0	0	0	0	0	0	0	1
CLEMSON				Did Not Play							
UT MARTIN	0-0	0-0	0-0	0	0	0	0	0	0	0	1
UC Irvine				Did Not Play							
Southern Illinois				Did Not Play							
Miami (OH)				Did Not Play							
MURRAY ST.	0-0	0-0	0-0	0	0	0	0	0	0	0	1
SE LOUISIANA	0-0	0-0	0-0	1	0	0	0	0	0	0	1
MIAMI (FL)				Did Not Play							
@South Alabama				Did Not Play							
@Loyola M'mount	0-0	0-0	0-0	0	0	0	0	0	0	0	1
@TAMU-CC	0-0	0-0	0-0	0	0	0	0	0	0	0	1
MISSOURI				Did Not Play							
Lafayette	0-0	0-0	0-0	1	0	0	0	1	0	0	2
@LSU	0-0	0-0	0-0	1	0	0	0	0	0	0	1
GEORGIA				Did Not Play							
KENTUCKY				Did Not Play							
@Alabama				Did Not Play							
MISSISSIPPI	0-0	0-0	0-0	1	0	0	0	1	0	0	1
@Arkansas				Did Not Play							
TENNESSEE				Did Not Play							
ALABAMA				Did Not Play							
@Auburn				Did Not Play							
ARKANSAS				Did Not Play							
@Mississippi				Did Not Play							
@South Carolina				Did Not Play							
AUBURN				Did Not Play							
@Florida				Did Not Play							
@Vanderbilt				Did Not Play							
LSU				Did Not Play							

SEASON HIGH	JOSEPH IUPE	CAREER HIGH
--	Pts	2, 2x (last: vs Bradley 3-17-07)
1, 4x (last: vs Mississippi 1-26-08)	Rebs	1, 7x (last: vs Mississippi 1-26-08)
--	Asts	2 vs Nicholls (11-11-06)
--	Blks	--
--	Stls	--
--	FGM	1, 2x (last: vs Bradley 3-17-07)
--	FGA	2 vs TAMUCC (12-2-06)
--	3FGM	--
--	3FGA	1, 4x (last: vs Vanderbilt 2-21-07)
--	FTM	1 vs Loyola Marymount (11-13-06)
--	FTA	2, 2x (last: vs New Orleans 12-21-06)
2 vs Lafayette (1-5-08)	Mins	2, 5x (last: vs Lafayette 1-5-08)

Season/Career 5-Point Games:	0 - 0	Season/Career Double-Doubles:	0 - 0
Season/Career 10-Point Games:	0 - 0	Season/Career Team's Top Scorer:	0 - 0
Season/Career 5-Rebound Games:	0 - 0	Season/Career Team's Top Rebounder:	0 - 0
Season/Career 3-Assist Games:	0 - 0	Season/Career Team's Top Assist Man:	0 - 0

JOSEPH IUPE'S CAREER STATISTICS

Season	G-GS	Min	FGs	Pct	3FGs	Pct	FTs	Pct	Rebs	Ast	TO	Blk	Stl	Points
2006-07	15-0	19	2-7	.286	0-4	.000	1-4	.250	3-0.2	2	2	0	0	5-0.3
2007-08	9-0	10	0-0	.000	0-0	.000	0-0	.000	4-0.4	0	2	0	0	0-0.0
Totals	24-0	29	2-7	.286	0-4	.000	1-4	.250	7-0.3	2	4	0	0	5-0.2

Mississippi State Men's Basketball
Mississippi State Combined Team Statistics (as of Feb 16, 2008)
All games

RECORD:	OVERALL	HOME	AWAY	NEUTRAL
ALL GAMES.....	(17-7)	(10-3)	(5-2)	(2-2)
CONFERENCE.....	(8-2)	(5-1)	(3-1)	(0-0)
NON-CONFERENCE.....	(9-5)	(5-2)	(2-1)	(2-2)

##	Player	GP-GS	Min--Avg	---TOTAL---		---3-PTS---		FT-FTA	Pct	---REBOUNDS---				PF	FO	A	TO	Blk	Stl	Pts	Avg
				FG-FGA	Pct	3FG-FGA	Pct			Off	Def	Tot	Avg								
44	Gordon, Jamont.....	24-24	805 33.5	142-326	.436	43-129	.333	98-136	.721	32	121	153	6.4	54	0	116	92	19	26	425	17.7
23	Rhodes, Charles....	21-19	606 28.9	130-236	.551	1-4	.250	61-95	.642	58	96	154	7.3	52	2	19	50	31	15	322	15.3
22	Stewart, Barry.....	24-24	822 34.2	98-227	.432	45-122	.369	54-77	.701	29	74	103	4.3	58	2	68	64	3	31	295	12.3
11	Hansbrough, Ben....	20-18	624 31.2	65-152	.428	40-109	.367	33-43	.767	16	55	71	3.6	46	2	50	30	1	22	203	10.2
32	Varnado, Jarvis....	24-24	632 26.3	72-113	.637	0-1	.000	29-65	.446	58	132	190	7.9	66	3	11	27	114	14	173	7.2
25	Turner, Phil.....	24-11	475 19.8	39-115	.339	22-71	.310	15-27	.556	17	62	79	3.3	41	1	23	28	9	26	115	4.8
02	Johnson, Ravern....	20-0	132 6.6	24-51	.471	5-19	.263	4-8	.500	6	14	20	1.0	7	0	5	9	3	1	57	2.9
21	Johnson, Brian....	23-0	257 11.2	22-36	.611	0-2	.000	11-14	.786	28	32	60	2.6	32	0	6	30	10	12	55	2.4
45	Bailey, Elgin.....	21-0	147 7.0	16-32	.500	0-0	.000	13-35	.371	18	24	42	2.0	31	0	1	15	7	4	45	2.1
15	Benock, Riley.....	23-0	209 9.1	15-37	.405	14-33	.424	5-8	.625	2	16	18	0.8	14	0	19	16	3	4	49	2.1
24	Augustus, Kodi.....	11-0	52 4.7	5-13	.385	2-7	.286	4-7	.571	3	9	12	1.1	8	0	2	7	3	1	16	1.5
14	Bryant, Rod.....	5-0	5 1.0	2-3	.667	0-0	.000	0-1	.000	0	1	1	0.2	0	0	0	1	0	0	4	0.8
33	Bolen, Brandon....	9-0	12 1.3	0-2	.000	0-1	.000	1-2	.500	1	3	4	0.4	1	0	0	3	0	0	1	0.1
03	Begley, Billy.....	9-0	12 1.3	0-3	.000	0-2	.000	0-0	.000	0	1	1	0.1	1	0	0	1	0	0	0	0.0
10	Iupe, Joseph.....	9-0	10 1.1	0-0	.000	0-0	.000	0-0	.000	1	3	4	0.4	0	0	0	2	0	0	0	0.0
TEAM.....											33	42	75	3.1	0		8				

Total.....		24	4800	630-1346	.468	172-500	.344	328-518	.633	302	685	987	41.1	411	10	320	383	203	156	1760	73.3
Opponents.....		24	4800	540-1477	.366	151-480	.315	292-429	.681	331	520	851	35.5	463	-	267	323	81	175	1523	63.5

TEAM STATISTICS	MS	OPP	DATE	OPPONENT	W/L	SCORE	ATTEND
-----							-----
SCORING.....	1760	1523	11-10-07	LOUISIANA TECH	W	75-45	10153
Points per game.....	73.3	63.5	11-15-07	CLEMSON	L	82-84	9950
Scoring margin.....	+9.9	-	11-17-07	UT MARTIN	W	86-70	9950
FIELD GOALS-ATT.....	630-1346	540-1477	#11-22-07	vs UC Irvine	W	68-53	1387
Field goal pct.....	.468	.366	#11-23-07	vs Southern Illinois	L	49-63	1447
3 POINT FG-ATT.....	172-500	151-480	#11-25-07	vs Miami (OH)	L	60-67	2447
3-point FG pct.....	.344	.315	12-01-07	MURRAY STATE	W	78-61	7787
3-pt FG made per game.	7.2	6.3	12-08-07	SOUTHEASTERN LOUISIANA	W	84-59	7719
FREE THROWS-ATT.....	328-518	292-429	12-13-07	MIAMI (FL)	L	58-64	7912
Free throw pct.....	.633	.681	+12-15-07	at South Alabama	L	67-71	6731
REBOUNDS.....	987	851	12-19-07	at Loyola Marymount	W	85-54	1005
Rebounds per game.....	41.1	35.5	12-21-07	at Texas A&M-Corpus Christi	W	95-70	2051
Rebounding margin.....	+5.7	-	12-30-07	MISSOURI	W	87-75	8249
ASSISTS.....	320	267	^01-05-08	vs Lafayette	W	77-53	3044
Assists per game.....	13.3	11.1	*01-09-08	at LSU	W	61-39	7843
TURNOVERS.....	383	323	*01-12-08	GEORGIA	W	60-49	8713
Turnovers per game....	16.0	13.5	*01-15-08	KENTUCKY	W	69-64	9862
Turnover margin.....	-2.5	-	*01-19-08	at Alabama	W	66-56	11290
Assist/turnover ratio.	0.8	0.8	*01-26-08	MISSISSIPPI	W	88-68	10421
STEALS.....	156	175	*01-30-08	at Arkansas	L	58-78	17927
Steals per game.....	6.5	7.3	*02-02-08	TENNESSEE	L	71-76	10150
BLOCKS.....	203	81	*02-06-08	ALABAMA	W	73-66	9730
Blocks per game.....	8.5	3.4	*02-09-08	at Auburn	W	83-64	7489
WINNING STREAK.....	3	-	*02-16-08	ARKANSAS	W	80-74	10096
Home win streak.....	2	-					
ATTENDANCE.....	120692	62661	#	- Anaheim Classic (Anaheim, Calif.)			
Home games-Avg/Game...	13-9284	7-7762	+	- Coors Classic (Mobile, Ala.)			
Neutral site-Avg/Game.	-	4-2081	^	- at Jackson, Miss. (Mississippi Coliseum)			
			*	- Southeastern Conference Game			

SCORE BY PERIODS:	1st	2nd	Total

Mississippi State.....	839	921	- 1760
Opponents.....	711	812	- 1523

Mississippi State Men's Basketball
Mississippi State Combined Team Statistics (as of Feb 16, 2008)
Conference games

RECORD:	OVERALL	HOME	AWAY	NEUTRAL
ALL GAMES.....	(8-2)	(5-1)	(3-1)	(0-0)
CONFERENCE.....	(8-2)	(5-1)	(3-1)	(0-0)
NON-CONFERENCE.....	(0-0)	(0-0)	(0-0)	(0-0)

##	Player	GP-GS	Min--Avg	---TOTAL---		---3-PTS---		---REBOUNDS---								PF	FO	A	TO	Blk	Stl	Pts	Avg
				FG-FGA	Pct	3FG-FGA	Pct	FT-FTA	Pct	Off	Def	Tot	Avg										
44	Gordon, Jamont.....	10-10	354 35.4	56-126	.444	22-61	.361	46-63	.730	9	54	63	6.3	24	0	52	39	10	9	180	18.0		
23	Rhodes, Charles....	9-8	267 29.7	52-95	.547	1-2	.500	30-44	.682	22	44	66	7.3	16	0	7	21	15	4	135	15.0		
22	Stewart, Barry.....	10-10	349 34.9	40-95	.421	18-50	.360	26-39	.667	13	27	40	4.0	30	1	22	28	1	12	124	12.4		
11	Hansbrough, Ben....	6-4	191 31.8	20-42	.476	12-29	.414	8-12	.667	6	11	17	2.8	18	1	11	10	0	5	60	10.0		
32	Varnado, Jarvis....	10-10	268 26.8	32-47	.681	0-0	.000	16-33	.485	19	59	78	7.8	26	0	4	9	48	7	80	8.0		
25	Turner, Phil.....	10-8	241 24.1	14-49	.286	10-34	.294	2-5	.400	5	33	38	3.8	18	0	9	15	5	8	40	4.0		
45	Bailey, Elgin.....	9-0	69 7.7	9-14	.643	0-0	.000	8-16	.500	7	11	18	2.0	17	0	0	6	5	1	26	2.9		
02	Johnson, Ravern....	10-0	69 6.9	11-27	.407	2-10	.200	3-5	.600	4	7	11	1.1	3	0	1	4	1	0	27	2.7		
15	Benock, Riley.....	10-0	94 9.4	7-12	.583	7-12	.583	3-4	.750	1	3	4	0.4	6	0	7	12	2	0	24	2.4		
21	Johnson, Brian.....	10-0	86 8.6	4-8	.500	0-0	.000	3-3	1.000	8	11	19	1.9	9	0	4	12	3	4	11	1.1		
24	Augustus, Kodi.....	2-0	2 1.0	1-2	.500	0-1	.000	0-0	.000	0	0	0	0.0	0	0	0	0	1	0	2	1.0		
03	Begley, Billy.....	4-0	5 1.3	0-2	.000	0-2	.000	0-0	.000	0	0	0	0.0	0	0	0	0	0	0	0	0.0		
14	Bryant, Rod.....	1-0	1 1.0	0-1	.000	0-0	.000	0-0	.000	0	0	0	0.0	0	0	0	0	0	0	0	0.0		
33	Bolen, Brandon.....	2-0	2 1.0	0-0	.000	0-0	.000	0-0	.000	0	2	2	1.0	0	0	0	0	0	0	0	0.0		
10	Iupe, Joseph.....	2-0	2 1.0	0-0	.000	0-0	.000	0-0	.000	0	2	2	1.0	0	0	0	1	0	0	0	0.0		
TEAM.....										15	21	36	3.6	0			1						
Total.....		10	2000	246-520	.473	72-201	.358	145-224	.647	109	285	394	39.4	167	2	117	158	91	50	709	70.9		
Opponents.....		10	2000	226-635	.356	60-203	.296	122-178	.685	153	209	362	36.2	191	-	100	113	44	74	634	63.4		

TEAM STATISTICS	MS	OPP	DATE	OPPONENT	W/L	SCORE	ATTEND
SCORING.....	709	634	*01-09-08	at LSU	W	61-39	7843
Points per game.....	70.9	63.4	*01-12-08	GEORGIA	W	60-49	8713
Scoring margin.....	+7.5	-	*01-15-08	KENTUCKY	W	69-64	9862
FIELD GOALS-ATT.....	246-520	226-635	*01-19-08	at Alabama	W	66-56	11290
Field goal pct.....	.473	.356	*01-26-08	MISSISSIPPI	W	88-68	10421
3 POINT FG-ATT.....	72-201	60-203	*01-30-08	at Arkansas	L	58-78	17927
3-point FG pct.....	.358	.296	*02-02-08	TENNESSEE	L	71-76	10150
3-pt FG made per game.	7.2	6.0	*02-06-08	ALABAMA	W	73-66	9730
FREE THROWS-ATT.....	145-224	122-178	*02-09-08	at Auburn	W	83-64	7489
Free throw pct.....	.647	.685	*02-16-08	ARKANSAS	W	80-74	10096
REBOUNDS.....	394	362					
Rebounds per game.....	39.4	36.2	#	- Anaheim Classic (Anaheim, Calif.)			
Rebounding margin.....	+3.2	-	+	- Coors Classic (Mobile, Ala.)			
ASSISTS.....	117	100	^	- at Jackson, Miss. (Mississippi Coliseum)			
Assists per game.....	11.7	10.0	*	- Southeastern Conference Game			
TURNOVERS.....	158	113					
Turnovers per game....	15.8	11.3					
Turnover margin.....	-4.5	-					
Assist/turnover ratio.	0.7	0.9					
STEALS.....	50	74					
Steals per game.....	5.0	7.4					
BLOCKS.....	91	44					
Blocks per game.....	9.1	4.4					
WINNING STREAK.....	3	-					
Home win streak.....	2	-					
ATTENDANCE.....	58972	44549					
Home games-Avg/Game...	6-9829	4-11137					
Neutral site-Avg/Game.	-	0-0					

SCORE BY PERIODS:	1st	2nd	Total
Mississippi State.....	334	375	- 709
Opponents.....	300	334	- 634

Mississippi State Men's Basketball
Mississippi State Combined Team Statistics (as of Feb 16, 2008)
Games won

RECORD:	OVERALL	HOME	AWAY	NEUTRAL
ALL GAMES.....	(17-0)	(10-0)	(5-0)	(2-0)
CONFERENCE.....	(8-0)	(5-0)	(3-0)	(0-0)
NON-CONFERENCE.....	(9-0)	(5-0)	(2-0)	(2-0)

##	Player	GP-GS	Min--Avg	---TOTAL---		---3-PTS---		FT-FTA	Pct	---REBOUNDS---				PF	FO	A	TO	Blk	Stl	Pts	Avg
				FG-FGA	Pct	3FG-FGA	Pct			Off	Def	Tot	Avg								
44	Gordon, Jamont.....	17-17	550 32.4	102-220	.464	28-78	.359	66-89	.742	24	78	102	6.0	33	0	90	57	17	20	298	17.5
23	Rhodes, Charles....	14-13	395 28.2	94-165	.570	1-4	.250	41-62	.661	38	58	96	6.9	32	1	14	29	18	13	230	16.4
22	Stewart, Barry.....	17-17	572 33.6	71-161	.441	29-84	.345	44-62	.710	24	54	78	4.6	34	0	51	45	2	22	215	12.6
11	Hansbrough, Ben....	15-13	449 29.9	56-113	.496	32-74	.432	26-35	.743	13	42	55	3.7	32	2	37	23	1	16	170	11.3
32	Varnado, Jarvis....	17-17	420 24.7	55-84	.655	0-1	.000	25-49	.510	39	99	138	8.1	43	1	9	18	79	7	135	7.9
25	Turner, Phil.....	17-8	357 21.0	26-82	.317	14-52	.269	14-22	.636	9	52	61	3.6	25	0	18	20	7	21	80	4.7
15	Benock, Riley.....	17-0	156 9.2	15-30	.500	14-26	.538	5-8	.625	1	14	15	0.9	8	0	15	10	2	3	49	2.9
02	Johnson, Ravern....	17-0	109 6.4	20-41	.488	4-15	.267	3-7	.429	4	14	18	1.1	5	0	5	9	3	1	47	2.8
45	Bailey, Elgin.....	16-0	123 7.7	14-27	.519	0-0	.000	12-32	.375	16	20	36	2.3	20	0	1	12	5	4	40	2.5
21	Johnson, Brian....	17-0	178 10.5	12-24	.500	0-2	.000	6-9	.667	18	26	44	2.6	23	0	6	22	8	8	30	1.8
24	Augustus, Kodi.....	11-0	52 4.7	5-13	.385	2-7	.286	4-7	.571	3	9	12	1.1	8	0	2	7	3	1	16	1.5
14	Bryant, Rod.....	5-0	5 1.0	2-3	.667	0-0	.000	0-1	.000	0	1	1	0.2	0	0	0	1	0	0	4	0.8
33	Bolen, Brandon....	9-0	12 1.3	0-2	.000	0-1	.000	1-2	.500	1	3	4	0.4	1	0	0	3	0	0	1	0.1
10	Iupe, Joseph.....	9-0	10 1.1	0-0	.000	0-0	.000	0-0	.000	1	3	4	0.4	0	0	0	2	0	0	0	0.0
03	Begley, Billy.....	9-0	12 1.3	0-3	.000	0-2	.000	0-0	.000	0	1	1	0.1	1	0	0	1	0	0	0	0.0
TEAM.....											25	32	57	3.4	0		5				

Total.....		17	3400	472-968	.488	124-346	.358	247-385	.642	216	506	722	42.5	265	4	248	264	145	116	1315	77.4
Opponents.....		17	3400	375-1067	.351	93-341	.273	177-269	.658	237	354	591	34.8	334	-	172	239	61	131	1020	60.0

TEAM STATISTICS	MS	OPP	DATE	OPPONENT	W/L	SCORE	ATTEND
-----							-----
SCORING.....	1315	1020	11-10-07	LOUISIANA TECH	W	75-45	10153
Points per game.....	77.4	60.0	11-17-07	UT MARTIN	W	86-70	9950
Scoring margin.....	+17.4	-	#11-22-07	vs UC Irvine	W	68-53	1387
FIELD GOALS-ATT.....	472-968	375-1067	12-01-07	MURRAY STATE	W	78-61	7787
Field goal pct.....	.488	.351	12-08-07	SOUTHEASTERN LOUISIANA	W	84-59	7719
3 POINT FG-ATT.....	124-346	93-341	12-19-07	at Loyola Marymount	W	85-54	1005
3-point FG pct.....	.358	.273	12-21-07	at Texas A&M-Corpus Christi	W	95-70	2051
3-pt FG made per game.	7.3	5.5	12-30-07	MISSOURI	W	87-75	8249
FREE THROWS-ATT.....	247-385	177-269	^01-05-08	vs Lafayette	W	77-53	3044
Free throw pct.....	.642	.658	*01-09-08	at LSU	W	61-39	7843
REBOUNDS.....	722	591	*01-12-08	GEORGIA	W	60-49	8713
Rebounds per game.....	42.5	34.8	*01-15-08	KENTUCKY	W	69-64	9862
Rebounding margin.....	+7.7	-	*01-19-08	at Alabama	W	66-56	11290
ASSISTS.....	248	172	*01-26-08	MISSISSIPPI	W	88-68	10421
Assists per game.....	14.6	10.1	*02-06-08	ALABAMA	W	73-66	9730
TURNOVERS.....	264	239	*02-09-08	at Auburn	W	83-64	7489
Turnovers per game....	15.5	14.1	*02-16-08	ARKANSAS	W	80-74	10096
Turnover margin.....	-1.5	-					
Assist/turnover ratio.	0.9	0.7	#	- Anaheim Classic (Anaheim, Calif.)			
STEALS.....	116	131	+	- Coors Classic (Mobile, Ala.)			
Steals per game.....	6.8	7.7	^	- at Jackson, Miss. (Mississippi Coliseum)			
BLOCKS.....	145	61	*	- Southeastern Conference Game			
Blocks per game.....	8.5	3.6					
WINNING STREAK.....	17	-					
Home win streak.....	10	-					
ATTENDANCE.....	92680	34109					
Home games-Avg/Game...	10-9268	5-5936					
Neutral site-Avg/Game.	-	2-2216					

SCORE BY PERIODS:	1st	2nd	Total

Mississippi State.....	640	675	- 1315
Opponents.....	475	545	- 1020

Mississippi State Men's Basketball
Mississippi State Combined Team Statistics (as of Feb 16, 2008)
Games lost

RECORD:	OVERALL	HOME	AWAY	NEUTRAL
ALL GAMES.....	(0-7)	(0-3)	(0-2)	(0-2)
CONFERENCE.....	(0-2)	(0-1)	(0-1)	(0-0)
NON-CONFERENCE.....	(0-5)	(0-2)	(0-1)	(0-2)

##	Player	GP-GS	Min--Avg	---TOTAL---		---3-PTS---		---REBOUNDS---								PF	FO	A	TO	Blk	Stl	Pts	Avg
				FG-FGA	Pct	3FG-FGA	Pct	FT-FTA	Pct	Off	Def	Tot	Avg										
44	Gordon, Jamont.....	7-7	255 36.4	40-106	.377	15-51	.294	32-47	.681	8	43	51	7.3	21	0	26	35	2	6	127	18.1		
23	Rhodes, Charles....	7-6	211 30.1	36-71	.507	0-0	.000	20-33	.606	20	38	58	8.3	20	1	5	21	13	2	92	13.1		
22	Stewart, Barry....	7-7	250 35.7	27-66	.409	16-38	.421	10-15	.667	5	20	25	3.6	24	2	17	19	1	9	80	11.4		
11	Hansbrough, Ben....	5-5	175 35.0	9-39	.231	8-35	.229	7-8	.875	3	13	16	3.2	14	0	13	7	0	6	33	6.6		
32	Varnado, Jarvis....	7-7	212 30.3	17-29	.586	0-0	.000	4-16	.250	19	33	52	7.4	23	2	2	9	35	7	38	5.4		
25	Turner, Phil.....	7-3	118 16.9	13-33	.394	8-19	.421	1-5	.200	8	10	18	2.6	16	1	5	8	2	5	35	5.0		
21	Johnson, Brian....	6-0	79 13.2	10-12	.833	0-0	.000	5-5	1.000	10	6	16	2.7	9	0	0	8	2	4	25	4.2		
02	Johnson, Ravern....	3-0	23 7.7	4-10	.400	1-4	.250	1-1	1.000	2	0	2	0.7	2	0	0	0	0	0	10	3.3		
45	Bailey, Elgin.....	5-0	24 4.8	2-5	.400	0-0	.000	1-3	.333	2	4	6	1.2	11	0	0	3	2	0	5	1.0		
15	Benock, Riley.....	6-0	53 8.8	0-7	.000	0-7	.000	0-0	.000	1	2	3	0.5	6	0	4	6	1	1	0	0.0		
TEAM.....										8	10	18	2.6	0			3						

Total.....	7	1400	158-378	.418	48-154	.312	81-133	.609	86	179	265	37.9	146	6	72	119	58	40	445	63.6
Opponents.....	7	1400	165-410	.402	58-139	.417	115-160	.719	94	166	260	37.1	129	-	95	84	20	44	503	71.9

TEAM STATISTICS	MS	OPP	DATE	OPPONENT	W/L	SCORE	ATTEND
SCORING.....	445	503	11-15-07	CLEMSON	L	82-84	9950
Points per game.....	63.6	71.9	#11-23-07	vs Southern Illinois	L	49-63	1447
Scoring margin.....	-8.3	-	#11-25-07	vs Miami (OH)	L	60-67	2447
FIELD GOALS-ATT.....	158-378	165-410	12-13-07	MIAMI (FL)	L	58-64	7912
Field goal pct.....	.418	.402	+12-15-07	at South Alabama	L	67-71	6731
3 POINT FG-ATT.....	48-154	58-139	*01-30-08	at Arkansas	L	58-78	17927
3-point FG pct.....	.312	.417	*02-02-08	TENNESSEE	L	71-76	10150
3-pt FG made per game.	6.9	8.3					
FREE THROWS-ATT.....	81-133	115-160	# - Anaheim Classic (Anaheim, Calif.)				
Free throw pct.....	.609	.719	+ - Coors Classic (Mobile, Ala.)				
REBOUNDS.....	265	260	^ - at Jackson, Miss. (Mississippi Coliseum)				
Rebounds per game.....	37.9	37.1	* - Southeastern Conference Game				
Rebounding margin.....	+0.7	-					
ASSISTS.....	72	95					
Assists per game.....	10.3	13.6					
TURNOVERS.....	119	84					
Turnovers per game....	17.0	12.0					
Turnover margin.....	-5.0	-					
Assist/turnover ratio.	0.6	1.1					
STEALS.....	40	44					
Steals per game.....	5.7	6.3					
BLOCKS.....	58	20					
Blocks per game.....	8.3	2.9					
WINNING STREAK.....	0	-					
Home win streak.....	0	-					
ATTENDANCE.....	28012	28552					
Home games-Avg/Game...	3-9337	2-12329					
Neutral site-Avg/Game.	-	2-1947					

SCORE BY PERIODS:	1st	2nd	Total
-----	----	----	----
Mississippi State.....	199	246	- 445
Opponents.....	236	267	- 503

Mississippi State Men's Basketball
Mississippi State Combined Team Statistics (as of Feb 16, 2008)
SEC Wins

RECORD:	OVERALL	HOME	AWAY	NEUTRAL
ALL GAMES.....	(8-0)	(5-0)	(3-0)	(0-0)
CONFERENCE.....	(8-0)	(5-0)	(3-0)	(0-0)
NON-CONFERENCE.....	(0-0)	(0-0)	(0-0)	(0-0)

##	Player	GP-GS	Min--Avg	---TOTAL---		---3-PTS---		---REBOUNDS---							PF FO		A TO		Blk	Stl	Pts	Avg
				FG-FGA	Pct	3FG-FGA	Pct	FT-FTA	Pct	Off	Def	Tot	Avg									
44	Gordon, Jamont.....	8-8	280 35.0	44-98	.449	15-43	.349	36-48	.750	9	47	56	7.0	17	0	45	29	10	8	139	17.4	
23	Rhodes, Charles....	7-6	195 27.9	44-75	.587	1-2	.500	20-31	.645	16	25	41	5.9	12	0	5	11	7	4	109	15.6	
22	Stewart, Barry.....	8-8	285 35.6	30-79	.380	12-40	.300	24-35	.686	12	25	37	4.6	21	0	21	26	1	9	96	12.0	
11	Hansbrough, Ben....	6-4	191 31.8	20-42	.476	12-29	.414	8-12	.667	6	11	17	2.8	18	1	11	10	0	5	60	10.0	
32	Varnado, Jarvis....	8-8	214 26.8	30-42	.714	0-0	.000	14-27	.519	16	52	68	8.5	21	0	4	7	42	5	74	9.3	
25	Turner, Phil.....	8-6	190 23.8	11-38	.289	8-27	.296	2-4	.500	4	28	32	4.0	13	0	8	11	4	7	32	4.0	
45	Bailey, Elgin.....	7-0	56 8.0	8-11	.727	0-0	.000	7-13	.538	6	8	14	2.0	11	0	0	4	3	1	23	3.3	
15	Benock, Riley.....	8-0	65 8.1	7-10	.700	7-10	.700	3-4	.750	0	3	3	0.4	2	0	3	7	1	0	24	3.0	
02	Johnson, Ravern....	8-0	47 5.9	7-18	.389	1-7	.143	2-4	.500	2	7	9	1.1	1	0	1	4	1	0	17	2.1	
24	Augustus, Kodi.....	2-0	2 1.0	1-2	.500	0-1	.000	0-0	.000	0	0	0	0.0	0	0	0	0	1	0	2	1.0	
21	Johnson, Brian....	8-0	65 8.1	2-6	.333	0-0	.000	0-0	.000	5	8	13	1.6	7	0	4	9	3	2	4	0.5	
14	Bryant, Rod.....	1-0	1 1.0	0-1	.000	0-0	.000	0-0	.000	0	0	0	0.0	0	0	0	0	0	0	0	0.0	
03	Begley, Billy.....	4-0	5 1.3	0-2	.000	0-2	.000	0-0	.000	0	0	0	0.0	0	0	0	0	0	0	0	0.0	
33	Bolen, Brandon....	2-0	2 1.0	0-0	.000	0-0	.000	0-0	.000	0	2	2	1.0	0	0	0	0	0	0	0	0.0	
10	Iupe, Joseph.....	2-0	2 1.0	0-0	.000	0-0	.000	0-0	.000	0	2	2	1.0	0	0	0	1	0	0	0	0.0	
TEAM.....										15	18	33	4.1	0			1					
<hr/>																						
Total.....		8	1600	204-424	.481	56-161	.348	116-178	.652	91	236	327	40.9	123	1	102	120	73	41	580	72.5	
Opponents.....		8	1600	178-511	.348	39-151	.258	85-130	.654	118	161	279	34.9	148	-	77	88	37	64	480	60.0	

TEAM STATISTICS	MS	OPP	DATE	OPPONENT	W/L	SCORE	ATTEND
<hr/>							
SCORING.....	580	480	*01-09-08	at LSU	W	61-39	7843
Points per game.....	72.5	60.0	*01-12-08	GEORGIA	W	60-49	8713
Scoring margin.....	+12.5	-	*01-15-08	KENTUCKY	W	69-64	9862
FIELD GOALS-ATT.....	204-424	178-511	*01-19-08	at Alabama	W	66-56	11290
Field goal pct.....	.481	.348	*01-26-08	MISSISSIPPI	W	88-68	10421
3 POINT FG-ATT.....	56-161	39-151	*02-06-08	ALABAMA	W	73-66	9730
3-point FG pct.....	.348	.258	*02-09-08	at Auburn	W	83-64	7489
3-pt FG made per game.	7.0	4.9	*02-16-08	ARKANSAS	W	80-74	10096
FREE THROWS-ATT.....	116-178	85-130	# - Anaheim Classic (Anaheim, Calif.)				
Free throw pct.....	.652	.654	+ - Coors Classic (Mobile, Ala.)				
REBOUNDS.....	327	279	^ - at Jackson, Miss. (Mississippi Coliseum)				
Rebounds per game.....	40.9	34.9	* - Southeastern Conference Game				
Rebounding margin.....	+6.0	-					
ASSISTS.....	102	77					
Assists per game.....	12.8	9.6					
TURNOVERS.....	120	88					
Turnovers per game....	15.0	11.0					
Turnover margin.....	-4.0	-					
Assist/turnover ratio.	0.9	0.9					
STEALS.....	41	64					
Steals per game.....	5.1	8.0					
BLOCKS.....	73	37					
Blocks per game.....	9.1	4.6					
WINNING STREAK.....	8	-					
Home win streak.....	5	-					
ATTENDANCE.....	48822	26622					
Home games-Avg/Game...	5-9764	3-8874					
Neutral site-Avg/Game.	-	0-0					

SCORE BY PERIODS:	1st	2nd	Total
<hr/>			
Mississippi State.....	279	301	- 580
Opponents.....	221	259	- 480

Mississippi State Men's Basketball
Mississippi State Combined Team Statistics (as of Feb 16, 2008)
SEC Losses

RECORD:	OVERALL	HOME	AWAY	NEUTRAL
ALL GAMES.....	(0-2)	(0-1)	(0-1)	(0-0)
CONFERENCE.....	(0-2)	(0-1)	(0-1)	(0-0)
NON-CONFERENCE.....	(0-0)	(0-0)	(0-0)	(0-0)

##	Player	GP-GS	Min--Avg	---TOTAL---		---3-PTS---		---REBOUNDS---							PF	FO	A	TO	Blk	Stl	Pts	Avg
				FG-FGA	Pct	3FG-FGA	Pct	FT-FTA	Pct	Off	Def	Tot	Avg									
44	Gordon, Jamont.....	2-2	74 37.0	12-28	.429	7-18	.389	10-15	.667	0	7	7	3.5	7	0	7	10	0	1	41	20.5	
22	Stewart, Barry.....	2-2	64 32.0	10-16	.625	6-10	.600	2-4	.500	1	2	3	1.5	9	1	1	2	0	3	28	14.0	
23	Rhodes, Charles....	2-2	72 36.0	8-20	.400	0-0	.000	10-13	.769	6	19	25	12.5	4	0	2	10	8	0	26	13.0	
02	Johnson, Ravern....	2-0	22 11.0	4-9	.444	1-3	.333	1-1	1.000	2	0	2	1.0	2	0	0	0	0	0	10	5.0	
25	Turner, Phil.....	2-2	51 25.5	3-11	.273	2-7	.286	0-1	.000	1	5	6	3.0	5	0	1	4	1	1	8	4.0	
21	Johnson, Brian.....	2-0	21 10.5	2-2	1.000	0-0	.000	3-3	1.000	3	3	6	3.0	2	0	0	3	0	2	7	3.5	
32	Varnado, Jarvis....	2-2	54 27.0	2-5	.400	0-0	.000	2-6	.333	3	7	10	5.0	5	0	0	2	6	2	6	3.0	
45	Bailey, Elgin.....	2-0	13 6.5	1-3	.333	0-0	.000	1-3	.333	1	3	4	2.0	6	0	0	2	2	0	3	1.5	
15	Benock, Riley.....	2-0	29 14.5	0-2	.000	0-2	.000	0-0	.000	1	0	1	0.5	4	0	4	5	1	0	0	0.0	
TEAM.....										0	3	3	1.5	0	0							
<hr/>																						
Total.....		2	400	42-96	.438	16-40	.400	29-46	.630	18	49	67	33.5	44	1	15	38	18	9	129	64.5	
Opponents.....		2	400	48-124	.387	21-52	.404	37-48	.771	35	48	83	41.5	43	-	23	25	7	10	154	77.0	

TEAM STATISTICS	MS	OPP	DATE	OPPONENT	W/L	SCORE	ATTEND
SCORING.....	129	154	*01-30-08	at Arkansas	L	58-78	17927
Points per game.....	64.5	77.0	*02-02-08	TENNESSEE	L	71-76	10150
Scoring margin.....	-12.5	-					
FIELD GOALS-ATT.....	42-96	48-124	#	- Anaheim Classic (Anaheim, Calif.)			
Field goal pct.....	.438	.387	+	- Coors Classic (Mobile, Ala.)			
3 POINT FG-ATT.....	16-40	21-52	^	- at Jackson, Miss. (Mississippi Coliseum)			
3-point FG pct.....	.400	.404	*	- Southeastern Conference Game			
3-pt FG made per game.	8.0	10.5					
FREE THROWS-ATT.....	29-46	37-48					
Free throw pct.....	.630	.771					
REBOUNDS.....	67	83					
Rebounds per game....	33.5	41.5					
Rebounding margin.....	-8.0	-					
ASSISTS.....	15	23					
Assists per game.....	7.5	11.5					
TURNOVERS.....	38	25					
Turnovers per game....	19.0	12.5					
Turnover margin.....	-6.5	-					
Assist/turnover ratio.	0.4	0.9					
STEALS.....	9	10					
Steals per game.....	4.5	5.0					
BLOCKS.....	18	7					
Blocks per game.....	9.0	3.5					
WINNING STREAK.....	0	-					
Home win streak.....	0	-					
ATTENDANCE.....	10150	17927					
Home games-Avg/Game...	1-10150	1-17927					
Neutral site-Avg/Game.	-	0-0					

SCORE BY PERIODS:	1st	2nd	Total
Mississippi State.....	55	74	- 129
Opponents.....	79	75	- 154

Mississippi State Men's Basketball
Mississippi State Combined Team Statistics (as of Feb 16, 2008)
SEC Home

RECORD:	OVERALL	HOME	AWAY	NEUTRAL
ALL GAMES.....	(5-1)	(5-1)	(0-0)	(0-0)
CONFERENCE.....	(5-1)	(5-1)	(0-0)	(0-0)
NON-CONFERENCE.....	(0-0)	(0-0)	(0-0)	(0-0)

##	Player	GP-GS	Min--Avg	---TOTAL---		---3-PTS---		---REBOUNDS---							PF	FO	A	TO	Blk	Stl	Pts	Avg
				FG-FGA	Pct	3FG-FGA	Pct	FT-FTA	Pct	Off	Def	Tot	Avg									
23	Rhodes, Charles....	6-5	166 27.7	41-66	.621	1-1	1.000	19-30	.633	9	23	32	5.3	8	0	6	13	10	3	102	17.0	
44	Gordon, Jamont.....	6-6	209 34.8	28-69	.406	11-34	.324	28-41	.683	7	29	36	6.0	15	0	37	18	7	6	95	15.8	
22	Stewart, Barry.....	6-6	212 35.3	27-66	.409	12-35	.343	17-25	.680	10	19	29	4.8	17	0	13	19	1	8	83	13.8	
32	Varnado, Jarvis....	6-6	175 29.2	20-28	.714	0-0	.000	14-25	.560	8	38	46	7.7	13	0	3	3	31	3	54	9.0	
11	Hansbrough, Ben....	3-2	98 32.7	8-18	.444	4-10	.400	4-5	.800	1	4	5	1.7	11	1	4	3	0	1	24	8.0	
45	Bailey, Elgin.....	5-0	39 7.8	8-11	.727	0-0	.000	8-14	.571	5	8	13	2.6	9	0	0	1	4	0	24	4.8	
25	Turner, Phil.....	6-5	137 22.8	8-30	.267	6-21	.286	2-5	.400	4	23	27	4.5	9	0	3	7	3	3	24	4.0	
15	Benock, Riley.....	6-0	64 10.7	5-7	.714	5-7	.714	3-4	.750	1	3	4	0.7	3	0	4	9	1	0	18	3.0	
02	Johnson, Ravern....	6-0	38 6.3	4-16	.250	1-6	.167	1-1	1.000	1	5	6	1.0	2	0	0	2	1	0	10	1.7	
21	Johnson, Brian....	6-0	56 9.3	3-6	.500	0-0	.000	1-1	1.000	6	6	12	2.0	6	0	4	6	2	3	7	1.2	
03	Begley, Billy.....	2-0	2 1.0	0-1	.000	0-1	.000	0-0	.000	0	0	0	0.0	0	0	0	0	0	0	0	0.0	
10	Iupe, Joseph.....	1-0	1 1.0	0-0	.000	0-0	.000	0-0	.000	0	1	1	1.0	0	0	0	1	0	0	0	0.0	
14	Bryant, Rod.....	1-0	1 1.0	0-1	.000	0-0	.000	0-0	.000	0	0	0	0.0	0	0	0	0	0	0	0	0.0	
24	Augustus, Kodi.....	1-0	1 1.0	0-0	.000	0-0	.000	0-0	.000	0	0	0	0.0	0	0	0	0	1	0	0	0.0	
33	Bolen, Brandon....	1-0	1 1.0	0-0	.000	0-0	.000	0-0	.000	0	0	0	0.0	0	0	0	0	0	0	0	0.0	
TEAM.....										11	10	21	3.5	0			1					
<hr/>																						
Total.....		6	1200	152-319	.476	40-115	.348	97-151	.642	63	169	232	38.7	93	1	74	83	61	27	441	73.5	
Opponents.....		6	1200	147-396	.371	41-123	.333	62-96	.646	96	133	229	38.2	124	-	57	64	27	41	397	66.2	

TEAM STATISTICS	MS	OPP	DATE	OPPONENT	W/L	SCORE	ATTEND
<hr/>							-----
SCORING.....	441	397	*01-12-08	GEORGIA	W	60-49	8713
Points per game.....	73.5	66.2	*01-15-08	KENTUCKY	W	69-64	9862
Scoring margin.....	+7.3	-	*01-26-08	MISSISSIPPI	W	88-68	10421
FIELD GOALS-ATT.....	152-319	147-396	*02-02-08	TENNESSEE	L	71-76	10150
Field goal pct.....	.476	.371	*02-06-08	ALABAMA	W	73-66	9730
3 POINT FG-ATT.....	40-115	41-123	*02-16-08	ARKANSAS	W	80-74	10096
3-point FG pct.....	.348	.333					
3-pt FG made per game.	6.7	6.8	# - Anaheim Classic (Anaheim, Calif.)				
FREE THROWS-ATT.....	97-151	62-96	+ - Coors Classic (Mobile, Ala.)				
Free throw pct.....	.642	.646	^ - at Jackson, Miss. (Mississippi Coliseum)				
REBOUNDS.....	232	229	* - Southeastern Conference Game				
Rebounds per game.....	38.7	38.2					
Rebounding margin.....	+0.5	-					
ASSISTS.....	74	57					
Assists per game.....	12.3	9.5					
TURNOVERS.....	83	64					
Turnovers per game....	13.8	10.7					
Turnover margin.....	-3.2	-					
Assist/turnover ratio.	0.9	0.9					
STEALS.....	27	41					
Steals per game.....	4.5	6.8					
BLOCKS.....	61	27					
Blocks per game.....	10.2	4.5					
WINNING STREAK.....	2	-					
Home win streak.....	2	-					
ATTENDANCE.....	58972	0					
Home games-Avg/Game...	6-9829	0-0					
Neutral site-Avg/Game.	-	0-0					

SCORE BY PERIODS:	1st	2nd	Total
<hr/>			
Mississippi State.....	204	237	- 441
Opponents.....	181	216	- 397

Mississippi State Men's Basketball
Mississippi State Combined Team Statistics (as of Feb 16, 2008)
SEC Road

RECORD:	OVERALL	HOME	AWAY	NEUTRAL
ALL GAMES.....	(3-1)	(0-0)	(3-1)	(0-0)
CONFERENCE.....	(3-1)	(0-0)	(3-1)	(0-0)
NON-CONFERENCE.....	(0-0)	(0-0)	(0-0)	(0-0)

##	Player	GP-GS	Min--Avg	---TOTAL---		---3-PTS---		----REBOUNDS----								PF FO		A TO		Blk	Stl	Pts	Avg
				FG-FGA	Pct	3FG-FGA	Pct	FT-FTA	Pct	Off	Def	Tot	Avg										
44	Gordon, Jamont.....	4-4	145 36.2	28-57	.491	11-27	.407	18-22	.818	2	25	27	6.8	9	0	15	21	3	3	85	21.3		
11	Hansbrough, Ben....	3-2	93 31.0	12-24	.500	8-19	.421	4-7	.571	5	7	12	4.0	7	0	7	7	0	4	36	12.0		
23	Rhodes, Charles....	3-3	101 33.7	11-29	.379	0-1	.000	11-14	.786	13	21	34	11.3	8	0	1	8	5	1	33	11.0		
22	Stewart, Barry....	4-4	137 34.2	13-29	.448	6-15	.400	9-14	.643	3	8	11	2.8	13	1	9	9	0	4	41	10.3		
32	Varnado, Jarvis....	4-4	93 23.3	12-19	.632	0-0	.000	2-8	.250	11	21	32	8.0	13	0	1	6	17	4	26	6.5		
02	Johnson, Ravern....	4-0	31 7.8	7-11	.636	1-4	.250	2-4	.500	3	2	5	1.3	1	0	1	2	0	0	17	4.3		
25	Turner, Phil.....	4-3	104 26.0	6-19	.316	4-13	.308	0-0	.000	1	10	11	2.8	9	0	6	8	2	5	16	4.0		
24	Augustus, Kodi.....	1-0	1 1.0	1-2	.500	0-1	.000	0-0	.000	0	0	0	0.0	0	0	0	0	0	0	2	2.0		
15	Benock, Riley.....	4-0	30 7.5	2-5	.400	2-5	.400	0-0	.000	0	0	0	0.0	3	0	3	3	1	0	6	1.5		
21	Johnson, Brian.....	4-0	30 7.5	1-2	.500	0-0	.000	2-2	1.000	2	5	7	1.8	3	0	0	6	1	1	4	1.0		
45	Bailey, Elgin.....	4-0	30 7.5	1-3	.333	0-0	.000	0-2	.000	2	3	5	1.3	8	0	0	5	1	1	2	0.5		
03	Begley, Billy.....	2-0	3 1.5	0-1	.000	0-1	.000	0-0	.000	0	0	0	0.0	0	0	0	0	0	0	0	0.0		
33	Bolen, Brandon.....	1-0	1 1.0	0-0	.000	0-0	.000	0-0	.000	0	2	2	2.0	0	0	0	0	0	0	0	0.0		
10	Iupe, Joseph.....	1-0	1 1.0	0-0	.000	0-0	.000	0-0	.000	0	1	1	1.0	0	0	0	0	0	0	0	0.0		
TEAM.....											4	11	15	3.8	0			0					

Total.....	4	800	94-201	.468	32-86	.372	48-73	.658	46	116	162	40.5	74	1	43	75	30	23	268	67.0
Opponents.....	4	800	79-239	.331	19-80	.238	60-82	.732	57	76	133	33.2	67	-	43	49	17	33	237	59.2

TEAM STATISTICS	MS	OPP	DATE	OPPONENT	W/L	SCORE	ATTEND
SCORING.....	268	237	*01-09-08	at LSU	W	61-39	7843
Points per game.....	67.0	59.2	*01-19-08	at Alabama	W	66-56	11290
Scoring margin.....	+7.8	-	*01-30-08	at Arkansas	L	58-78	17927
FIELD GOALS-ATT.....	94-201	79-239	*02-09-08	at Auburn	W	83-64	7489
Field goal pct.....	.468	.331					
3 POINT FG-ATT.....	32-86	19-80	# - Anaheim Classic (Anaheim, Calif.)				
3-point FG pct.....	.372	.238	+ - Coors Classic (Mobile, Ala.)				
3-pt FG made per game.	8.0	4.8	^ - at Jackson, Miss. (Mississippi Coliseum)				
FREE THROWS-ATT.....	48-73	60-82	* - Southeastern Conference Game				
Free throw pct.....	.658	.732					
REBOUNDS.....	162	133					
Rebounds per game....	40.5	33.2					
Rebounding margin.....	+7.3	-					
ASSISTS.....	43	43					
Assists per game.....	10.8	10.8					
TURNOVERS.....	75	49					
Turnovers per game....	18.8	12.3					
Turnover margin.....	-6.5	-					
Assist/turnover ratio.	0.6	0.9					
STEALS.....	23	33					
Steals per game.....	5.8	8.3					
BLOCKS.....	30	17					
Blocks per game.....	7.5	4.3					
WINNING STREAK.....	1	-					
Home win streak.....	0	-					
ATTENDANCE.....	0	44549					
Home games-Avg/Game...	0-0	4-11137					
Neutral site-Avg/Game.	-	0-0					

SCORE BY PERIODS:	1st	2nd	Total
Mississippi State.....	130	138	- 268
Opponents.....	119	118	- 237

Mississippi State Men's Basketball
Mississippi State Team Game-by-Game (as of Feb 16, 2008)
All games

TEAM STATISTICS

Opponent	Date	Score	W/L	---TOTAL---		--3-PTRS--		----REBOUNDS----											Pts---Avg	
				FG-FGA	Pct	3FG-FGA	Pct	FT-FTA	Pct	Off	Def	Tot	Avg	PF	A	TO	Blk	Stl		

LOUISIANA TECH	11-10-07	75-45	W	27-71	.380	8-25	.320	13-20	.650	12	34	46	46.0	13	13	4	10	6	75	75.0
CLEMSON	11-15-07	82-84	L	28-64	.438	7-24	.292	19-31	.613	21	30	51	48.5	28	10	19	10	5	82	78.5
UT MARTIN	11-17-07	86-70	W	33-60	.550	10-22	.455	10-16	.625	12	38	50	49.0	14	21	25	9	6	86	81.0
vs UC Irvine	11-22-07	68-53	W	24-55	.436	7-18	.389	13-20	.650	12	31	43	47.5	17	13	17	5	6	68	77.8
vs Southern Illinois	11-23-07	49-63	L	18-42	.429	7-20	.350	6-9	.667	9	20	29	43.8	18	11	21	3	5	49	72.0
vs Miami (OH)	11-25-07	60-67	L	24-54	.444	3-16	.188	9-13	.692	13	23	36	42.5	18	10	15	8	4	60	70.0
MURRAY STATE	12-01-07	78-61	W	28-54	.519	4-15	.267	18-23	.783	14	22	36	41.6	10	13	14	7	11	78	71.1
SOUTHEASTERN LOUISIAN	12-08-07	84-59	W	32-61	.525	7-18	.389	13-19	.684	13	26	39	41.2	15	10	21	6	11	84	72.8
MIAMI (FL)	12-13-07	58-64	L	23-61	.377	6-24	.250	6-10	.600	9	31	40	41.1	14	10	10	12	4	58	71.1
at South Alabama	12-15-07	67-71	L	23-61	.377	9-30	.300	12-24	.500	16	26	42	41.2	24	16	16	7	13	67	70.7
at Loyola Marymount	12-19-07	85-54	W	34-58	.586	9-23	.391	8-26	.308	13	33	46	41.6	21	25	22	12	14	85	72.0
at Texas A&M-Corpus C	12-21-07	95-70	W	32-63	.508	9-16	.563	22-32	.688	19	25	44	41.8	19	18	10	6	8	95	73.9
MISSOURI	12-30-07	87-75	W	31-60	.517	5-21	.238	20-30	.667	16	27	43	41.9	19	18	14	7	5	87	74.9
vs Lafayette	01-05-08	77-53	W	27-62	.435	9-27	.333	14-21	.667	14	34	48	42.4	14	15	17	10	8	77	75.1
at LSU	01-09-08	61-39	W	24-50	.480	4-18	.222	9-17	.529	11	36	47	42.7	15	11	17	10	5	61	74.1
GEORGIA	01-12-08	60-49	W	22-53	.415	4-20	.200	12-19	.632	7	34	41	42.6	17	10	16	16	6	60	73.2
KENTUCKY	01-15-08	69-64	W	22-51	.431	8-22	.364	17-33	.515	14	26	40	42.4	13	13	13	15	2	69	73.0
at Alabama	01-19-08	66-56	W	25-54	.463	12-26	.462	4-13	.308	13	21	34	41.9	20	13	12	3	7	66	72.6
MISSISSIPPI	01-26-08	88-68	W	34-60	.567	7-19	.368	13-19	.684	11	29	40	41.8	13	15	11	8	4	88	73.4
at Arkansas	01-30-08	58-78	L	20-49	.408	6-19	.316	12-17	.706	10	25	35	41.5	23	5	22	8	5	58	72.7
TENNESSEE	02-02-08	71-76	L	22-47	.468	10-21	.476	17-29	.586	8	24	32	41.0	21	10	16	10	4	71	72.6
ALABAMA	02-06-08	73-66	W	26-54	.481	6-20	.300	15-22	.682	7	34	41	41.0	12	16	13	6	4	73	72.6
at Auburn	02-09-08	83-64	W	25-48	.521	10-23	.435	23-26	.885	12	34	46	41.3	16	14	24	9	6	83	73.0
ARKANSAS	02-16-08	80-74	W	26-54	.481	5-13	.385	23-29	.793	16	22	38	41.1	17	10	14	6	7	80	73.3

Mississippi State		1760		630-1346	.468	172-500	.344	328-518	.633	302	685	987	41.1	411	320	383	203	156	1760	73.3
Opponents		1523		540-1477	.366	151-480	.315	292-429	.681	331	520	851	35.5	463	267	323	81	175	1523	63.5

Games played: 24	Rebounds/game: 41.1
Points/game: 73.3	Assists/game: 13.3
FG Pct: 46.8	Turnovers/game: 16.0
3FG Pct: 34.4	Assist/turnover ratio: 0.8
FT Pct: 63.3	Steals/game: 6.5
	Blocks/game: 8.5

Mississippi State Men's Basketball
Mississippi State Opponent Game-by-Game (as of Feb 16, 2008)
All games

OPPONENT STATISTICS

Opponent	Date	Score	W/L	---TOTAL---		--3-PTRS--				----REBOUNDS----											
				FG-FGA	Pct	3FG-FGA	Pct	FT-FTA	Pct	Off	Def	Tot	Avg	PF	A	TO	Blk	Stl	Pts	---Avg	
<hr/>																					
LOUISIANA TECH	11-10-07	75-45	W	17-62	.274	6-20	.300	5-10	.500	15	37	52	52.0	18	7	22	3	3	45	45.0	
CLEMSON	11-15-07	82-84	L	24-70	.343	8-21	.381	28-38	.737	21	21	42	47.0	22	14	13	3	9	84	64.5	
UT MARTIN	11-17-07	86-70	W	25-78	.321	11-36	.306	9-14	.643	19	19	38	44.0	21	11	14	1	9	70	66.3	
vs UC Irvine	11-22-07	68-53	W	19-54	.352	3-17	.176	12-18	.667	9	22	31	40.8	21	11	13	1	7	53	63.0	
vs Southern Illinois	11-23-07	49-63	L	20-45	.444	6-17	.353	17-18	.944	6	18	24	37.4	17	15	12	2	9	63	63.0	
vs Miami (OH)	11-25-07	60-67	L	24-52	.462	5-12	.417	14-23	.609	9	20	29	36.0	15	18	7	1	5	67	63.7	
MURRAY STATE	12-01-07	78-61	W	27-62	.435	4-15	.267	3-4	.750	13	16	29	35.0	18	9	15	4	9	61	63.3	
SOUTHEASTERN LOUISIAN	12-08-07	84-59	W	23-54	.426	1-11	.091	12-15	.800	6	18	24	33.6	17	7	22	2	11	59	62.8	
MIAMI (FL)	12-13-07	58-64	L	23-66	.348	8-20	.400	10-12	.833	13	30	43	34.7	12	8	9	6	3	64	62.9	
at South Alabama	12-15-07	67-71	L	26-53	.491	10-17	.588	9-21	.429	10	29	39	35.1	20	17	18	1	8	71	63.7	
at Loyola Marymount	12-19-07	85-54	W	19-57	.333	3-15	.200	13-20	.650	10	22	32	34.8	23	13	23	0	13	54	62.8	
at Texas A&M-Corpus C	12-21-07	95-70	W	21-55	.382	11-24	.458	17-22	.773	13	16	29	34.3	22	10	14	6	0	70	63.4	
MISSOURI	12-30-07	87-75	W	27-62	.435	9-27	.333	12-21	.571	13	20	33	34.2	29	19	12	3	6	75	64.3	
vs Lafayette	01-05-08	77-53	W	19-72	.264	6-25	.240	9-15	.600	21	23	44	34.9	17	8	16	4	9	53	63.5	
at LSU	01-09-08	61-39	W	14-66	.212	2-17	.118	9-13	.692	17	19	36	35.0	14	4	9	4	6	39	61.9	
GEORGIA	01-12-08	60-49	W	16-65	.246	3-17	.176	14-22	.636	16	28	44	35.6	21	6	14	1	11	49	61.1	
KENTUCKY	01-15-08	69-64	W	23-60	.383	7-20	.350	11-12	.917	11	22	33	35.4	20	12	10	5	7	64	61.2	
at Alabama	01-19-08	66-56	W	20-44	.455	2-14	.143	14-24	.583	9	20	29	35.1	14	16	17	7	7	56	60.9	
MISSISSIPPI	01-26-08	88-68	W	28-76	.368	4-17	.235	8-12	.667	21	18	39	35.3	17	8	6	5	6	68	61.3	
at Arkansas	01-30-08	58-78	L	22-61	.361	9-24	.375	25-30	.833	17	24	41	35.5	17	11	12	4	7	78	62.2	
TENNESSEE	02-02-08	71-76	L	26-63	.413	12-28	.429	12-18	.667	18	24	42	35.9	26	12	13	3	3	76	62.8	
ALABAMA	02-06-08	73-66	W	25-69	.362	7-21	.333	9-17	.529	13	25	38	36.0	17	12	7	6	6	66	63.0	
at Auburn	02-09-08	83-64	W	23-68	.338	6-25	.240	12-15	.800	14	13	27	35.6	22	12	11	2	13	64	63.0	
ARKANSAS	02-16-08	80-74	W	29-63	.460	8-20	.400	8-15	.533	17	16	33	35.5	23	7	14	7	8	74	63.5	
<hr/>																					
Opponents		1523		540-1477	.366	151-480	.315	292-429	.681	331	520	851	35.5	463	267	323	81	175	1523	63.5	
Mississippi State		1760		630-1346	.468	172-500	.344	328-518	.633	302	685	987	41.1	411	320	383	203	156	1760	73.3	

Games played: 24	Rebounds/game: 35.5
Points/game: 63.5	Assists/game: 11.1
FG Pct: 36.6	Turnovers/game: 13.5
3FG Pct: 31.5	Assist/turnover ratio: 0.8
FT Pct: 68.1	Steals/game: 7.3
	Blocks/game: 3.4

Mississippi State Men's Basketball
Mississippi State Team Game-by-Game Comparison (as of Feb 16, 2008)
All games

Opponent	1st	2nd	Score	Mar	Total FG	FG Pct	3-Pointers	3FG Pct	Free Throws	FT Pct	Rebounds	Assist	TOver	Block	Steal	Fouls	
-----	--/--	--/--	---/---	---	-----/-----	-----/-----	-----/-----	-----/-----	-----/-----	-----/-----	-----/-----	-----/-----	-----/-----	---/---	--/--	--/--	--/--
LOUISIANA TECH.....	30/14	45/31	75-45	+30	27-71/17-62	.380/.274	8-25/ 6-20	.320/.300	13-20/ 5-10	.650/.500	46/52 (6)	13/7	4/22	10/3	6/3	13/18	
CLEMSON.....	32/39	50/45	82-84	(2)	28-64/24-70	.438/.343	7-24/ 8-21	.292/.381	19-31/28-38	.613/.737	51/42 +9	10/14	19/13	10/3	5/9	28/22	
UT MARTIN.....	41/30	45/40	86-70	+16	33-60/25-78	.550/.321	10-22/11-36	.455/.306	10-16/ 9-14	.625/.643	50/38 +12	21/11	25/14	9/1	6/9	14/21	
UC Irvine.....	41/34	27/19	68-53	+15	24-55/19-54	.436/.352	7-18/ 3-17	.389/.176	13-20/12-18	.650/.667	43/31 +12	13/11	17/13	5/1	6/7	17/21	
Southern Illinois.....	28/32	21/31	49-63	(14)	18-42/20-45	.429/.444	7-20/ 6-17	.350/.353	6-9 /17-18	.667/.944	29/24 +5	11/15	21/12	3/2	5/9	18/17	
Miami (OH).....	24/29	36/38	60-67	(7)	24-54/24-52	.444/.462	3-16/ 5-12	.188/.417	9-13/14-23	.692/.609	36/29 +7	10/18	15/7	8/1	4/5	18/15	
MURRAY STATE.....	39/24	39/37	78-61	+17	28-54/27-62	.519/.435	4-15/ 4-15	.267/.267	18-23/ 3-4	.783/.750	36/29 +7	13/9	14/15	7/4	11/9	10/18	
SOUTHEASTERN LOUISIANA.....	41/27	43/32	84-59	+25	32-61/23-54	.525/.426	7-18/ 1-11	.389/.091	13-19/12-15	.684/.800	39/24 +15	10/7	21/22	6/2	11/11	15/17	
MIAMI (FL).....	28/27	30/37	58-64	(6)	23-61/23-66	.377/.348	6-24/ 8-20	.250/.400	6-10/10-12	.600/.833	40/43 (3)	10/8	10/9	12/6	4/3	14/12	
South Alabama.....	32/30	35/41	67-71	(4)	23-61/26-53	.377/.491	9-30/10-17	.300/.588	12-24/ 9-21	.500/.429	42/39 +3	16/17	16/18	7/1	13/8	24/20	
Loyola Marymount.....	40/22	45/32	85-54	+31	34-58/19-57	.586/.333	9-23/ 3-15	.391/.200	8-26/13-20	.308/.650	46/32 +14	25/13	22/23	12/0	14/13	21/23	
Texas A&M-Corpus Christi.....	51/40	44/30	95-70	+25	32-63/21-55	.508/.382	9-16/11-24	.563/.458	22-32/17-22	.688/.773	44/29 +15	18/10	10/14	6/6	8/0	19/22	
MISSOURI.....	41/38	46/37	87-75	+12	31-60/27-62	.517/.435	5-21/ 9-27	.238/.333	20-30/12-21	.667/.571	43/33 +10	18/19	14/12	7/3	5/6	19/29	
Lafayette.....	37/25	40/28	77-53	+24	27-62/19-72	.435/.264	9-27/ 6-25	.333/.240	14-21/ 9-15	.667/.600	48/44 +4	15/8	17/16	10/4	8/9	14/17	
LSU.....	25/19	36/20	61-39	+22	24-50/14-66	.480/.212	4-18/ 2-17	.222/.118	9-17/ 9-13	.529/.692	47/36 +11	11/4	17/9	10/4	5/6	15/14	
GEORGIA.....	27/24	33/25	60-49	+11	22-53/16-65	.415/.246	4-20/ 3-17	.200/.176	12-19/14-22	.632/.636	41/44 (3)	10/6	16/14	16/1	6/11	17/21	
KENTUCKY.....	32/27	37/37	69-64	+5	22-51/23-60	.431/.383	8-22/ 7-20	.364/.350	17-33/11-12	.515/.917	40/33 +7	13/12	13/10	15/5	2/7	13/20	
Alabama.....	33/28	33/28	66-56	+10	25-54/20-44	.463/.455	12-26/ 2-14	.462/.143	4-13/14-24	.308/.583	34/29 +5	13/16	12/17	3/7	7/7	20/14	
MISSISSIPPI.....	38/31	50/37	88-68	+20	34-60/28-76	.567/.368	7-19/ 4-17	.368/.235	13-19/ 8-12	.684/.667	40/39 +1	15/8	11/6	8/5	4/6	13/17	
Arkansas.....	28/43	30/35	58-78	(20)	20-49/22-61	.408/.361	6-19/ 9-24	.316/.375	12-17/25-30	.706/.833	35/41 (6)	5/11	22/12	8/4	5/7	23/17	
TENNESSEE.....	27/36	44/40	71-76	(5)	22-47/26-63	.468/.413	10-21/12-28	.476/.429	17-29/12-18	.586/.667	32/42 (10)	10/12	16/13	10/3	4/3	21/26	
ALABAMA.....	33/29	40/37	73-66	+7	26-54/25-69	.481/.362	6-20/ 7-21	.300/.333	15-22/ 9-17	.682/.529	41/38 +3	16/12	13/7	6/6	4/6	12/17	
Auburn.....	44/29	39/35	83-64	+19	25-48/23-68	.521/.338	10-23/ 6-25	.435/.240	23-26/12-15	.885/.800	46/27 +19	14/12	24/11	9/2	6/13	16/22	
ARKANSAS.....	47/34	33/40	80-74	+6	26-54/29-63	.481/.460	5-13/ 8-20	.385/.400	23-29/ 8-15	.793/.533	38/33 +5	10/7	14/14	6/7	7/8	17/23	

Note: Game totals are displayed in the format TEAM/OPPONENT for each category

Mississippi State Men's Basketball
Mississippi State Team High/Low Analysis (as of Feb 16, 2008)
All games

Mississippi State - TEAM GAME HIGHS

POINTS.....	95	at Texas A&M-Corpus Christi (12-21-07)
	88	MISSISSIPPI (01-26-08)
	87	MISSOURI (12-30-07)
	86	UT MARTIN (11-17-07)
	85	at Loyola Marymount (12-19-07)
FIELD GOALS MADE.....	34	MISSISSIPPI (01-26-08)
	34	at Loyola Marymount (12-19-07)
FIELD GOAL ATTEMPTS.....	71	LOUISIANA TECH (11-10-07)
	64	CLEMSON (11-15-07)
FIELD GOAL PERCENTAGE.....	.586 (34-58)	at Loyola Marymount (12-19-07)
	.567 (34-60)	MISSISSIPPI (01-26-08)
3 PT FIELD GOALS MADE.....	12	at Alabama (01-19-08)
	10	at Auburn (02-09-08)
	10	TENNESSEE (02-02-08)
	10	UT MARTIN (11-17-07)
3 PT FG ATTEMPTS.....	30	at South Alabama (12-15-07)
	27	vs Lafayette (01-05-08)
3 PT FG PERCENTAGE.....	.563 (9-16)	at Texas A&M-Corpus Christi (12-21-07)
	.476 (10-21)	TENNESSEE (02-02-08)
FREE THROWS MADE.....	23	ARKANSAS (02-16-08)
	23	at Auburn (02-09-08)
FREE THROW ATTEMPTS.....	33	KENTUCKY (01-15-08)
	32	at Texas A&M-Corpus Christi (12-21-07)
FREE THROW PERCENTAGE.....	.885 (23-26)	at Auburn (02-09-08)
	.793 (23-29)	ARKANSAS (02-16-08)
REBOUNDS.....	51	CLEMSON (11-15-07)
	50	UT MARTIN (11-17-07)
ASSISTS.....	25	at Loyola Marymount (12-19-07)
	21	UT MARTIN (11-17-07)
STEALS.....	14	at Loyola Marymount (12-19-07)
	13	at South Alabama (12-15-07)
BLOCKED SHOTS.....	16	GEORGIA (01-12-08)
	15	KENTUCKY (01-15-08)
TURNOVERS.....	25	UT MARTIN (11-17-07)
	24	at Auburn (02-09-08)
FOULS.....	28	CLEMSON (11-15-07)
	24	at South Alabama (12-15-07)

Mississippi State Men's Basketball
Mississippi State High/Low Analysis (as of Feb 16, 2008)
All games

Opponent - GAME HIGHS

POINTS.....	84	CLEMSON (11-15-07)
	78	at Arkansas (01-30-08)
	76	TENNESSEE (02-02-08)
	75	MISSOURI (12-30-07)
	74	ARKANSAS (02-16-08)
FIELD GOALS MADE.....	29	ARKANSAS (02-16-08)
	28	MISSISSIPPI (01-26-08)
FIELD GOAL ATTEMPTS.....	78	UT MARTIN (11-17-07)
	76	MISSISSIPPI (01-26-08)
FIELD GOAL PERCENTAGE.....	.491 (26-53)	at South Alabama (12-15-07)
	.462 (24-52)	vs Miami (OH) (11-25-07)
3 PT FIELD GOALS MADE.....	12	TENNESSEE (02-02-08)
	11	at Texas A&M-Corpus Christi (12-21-07)
	11	UT MARTIN (11-17-07)
3 PT FG ATTEMPTS.....	36	UT MARTIN (11-17-07)
	28	TENNESSEE (02-02-08)
3 PT FG PERCENTAGE.....	.588 (10-17)	at South Alabama (12-15-07)
	.458 (11-24)	at Texas A&M-Corpus Christi (12-21-07)
FREE THROWS MADE.....	28	CLEMSON (11-15-07)
	25	at Arkansas (01-30-08)
FREE THROW ATTEMPTS.....	38	CLEMSON (11-15-07)
	30	at Arkansas (01-30-08)
FREE THROW PERCENTAGE.....	.944 (17-18)	vs Southern Illinois (11-23-07)
	.917 (11-12)	KENTUCKY (01-15-08)
REBOUNDS.....	52	LOUISIANA TECH (11-10-07)
	44	GEORGIA (01-12-08)
	44	vs Lafayette (01-05-08)
ASSISTS.....	19	MISSOURI (12-30-07)
	18	vs Miami (OH) (11-25-07)
STEALS.....	13	at Auburn (02-09-08)
	13	at Loyola Marymount (12-19-07)
BLOCKED SHOTS.....	7	ARKANSAS (02-16-08)
	7	at Alabama (01-19-08)
TURNOVERS.....	23	at Loyola Marymount (12-19-07)
	22	SOUTHEASTERN LOUISIANA (12-08-07)
	22	LOUISIANA TECH (11-10-07)
FOULS.....	29	MISSOURI (12-30-07)
	26	TENNESSEE (02-02-08)

Mississippi State Men's Basketball
Mississippi State High/Low Analysis (as of Feb 16, 2008)
All games

Mississippi State - GAME LOWS

POINTS.....	49	vs Southern Illinois (11-23-07)
	58	MIAMI (FL) (12-13-07)
	58	at Arkansas (01-30-08)
	60	vs Miami (OH) (11-25-07)
	60	GEORGIA (01-12-08)
FIELD GOALS MADE.....	18	vs Southern Illinois (11-23-07)
	20	at Arkansas (01-30-08)
FIELD GOAL ATTEMPTS.....	42	vs Southern Illinois (11-23-07)
	47	TENNESSEE (02-02-08)
FIELD GOAL PERCENTAGE.....	.377 (23-61)	MIAMI (FL) (12-13-07)
	.377 (23-61)	at South Alabama (12-15-07)
3 PT FIELD GOALS MADE.....	3	vs Miami (OH) (11-25-07)
	4	MURRAY STATE (12-01-07)
	4	at LSU (01-09-08)
	4	GEORGIA (01-12-08)
3 PT FG ATTEMPTS.....	13	ARKANSAS (02-16-08)
	15	MURRAY STATE (12-01-07)
3 PT FG PERCENTAGE.....	.188 (3-16)	vs Miami (OH) (11-25-07)
	.200 (4-20)	GEORGIA (01-12-08)
FREE THROWS MADE.....	4	at Alabama (01-19-08)
	6	vs Southern Illinois (11-23-07)
	6	MIAMI (FL) (12-13-07)
FREE THROW ATTEMPTS.....	9	vs Southern Illinois (11-23-07)
	10	MIAMI (FL) (12-13-07)
FREE THROW PERCENTAGE.....	.308 (4-13)	at Alabama (01-19-08)
	.308 (8-26)	at Loyola Marymount (12-19-07)
REBOUNDS.....	29	vs Southern Illinois (11-23-07)
	32	TENNESSEE (02-02-08)
ASSISTS.....	5	at Arkansas (01-30-08)
	10	CLEMSON (11-15-07)
	10	vs Miami (OH) (11-25-07)
	10	SOUTHEASTERN LOUISIANA (12-08-07)
	10	MIAMI (FL) (12-13-07)
	10	GEORGIA (01-12-08)
	10	TENNESSEE (02-02-08)
	10	ARKANSAS (02-16-08)
STEALS.....	2	KENTUCKY (01-15-08)
	4	vs Miami (OH) (11-25-07)
	4	MIAMI (FL) (12-13-07)
	4	MISSISSIPPI (01-26-08)
	4	TENNESSEE (02-02-08)
	4	ALABAMA (02-06-08)
BLOCKED SHOTS.....	3	vs Southern Illinois (11-23-07)
	3	at Alabama (01-19-08)
TURNOVERS.....	4	LOUISIANA TECH (11-10-07)
	10	MIAMI (FL) (12-13-07)
	10	at Texas A&M-Corpus Christi (12-21-07)
FOULS.....	10	MURRAY STATE (12-01-07)
	12	ALABAMA (02-06-08)

Mississippi State Men's Basketball
Mississippi State High/Low Analysis (as of Feb 16, 2008)
All games

Opponent - GAME LOWS

POINTS.....	39	at LSU (01-09-08)
	45	LOUISIANA TECH (11-10-07)
	49	GEORGIA (01-12-08)
	53	vs UC Irvine (11-22-07)
	53	vs Lafayette (01-05-08)
FIELD GOALS MADE.....	14	at LSU (01-09-08)
	16	GEORGIA (01-12-08)
FIELD GOAL ATTEMPTS.....	44	at Alabama (01-19-08)
	45	vs Southern Illinois (11-23-07)
FIELD GOAL PERCENTAGE.....	.212 (14-66)	at LSU (01-09-08)
	.246 (16-65)	GEORGIA (01-12-08)
3 PT FIELD GOALS MADE.....	1	SOUTHEASTERN LOUISIANA (12-08-07)
	2	at LSU (01-09-08)
	2	at Alabama (01-19-08)
3 PT FG ATTEMPTS.....	11	SOUTHEASTERN LOUISIANA (12-08-07)
	12	vs Miami (OH) (11-25-07)
3 PT FG PERCENTAGE.....	.091 (1-11)	SOUTHEASTERN LOUISIANA (12-08-07)
	.118 (2-17)	at LSU (01-09-08)
FREE THROWS MADE.....	3	MURRAY STATE (12-01-07)
	5	LOUISIANA TECH (11-10-07)
FREE THROW ATTEMPTS.....	4	MURRAY STATE (12-01-07)
	10	LOUISIANA TECH (11-10-07)
FREE THROW PERCENTAGE.....	.429 (9-21)	at South Alabama (12-15-07)
	.500 (5-10)	LOUISIANA TECH (11-10-07)
REBOUNDS.....	24	vs Southern Illinois (11-23-07)
	24	SOUTHEASTERN LOUISIANA (12-08-07)
ASSISTS.....	4	at LSU (01-09-08)
	6	GEORGIA (01-12-08)
STEALS.....	0	at Texas A&M-Corpus Christi (12-21-07)
	3	LOUISIANA TECH (11-10-07)
	3	MIAMI (FL) (12-13-07)
	3	TENNESSEE (02-02-08)
BLOCKED SHOTS.....	0	at Loyola Marymount (12-19-07)
	1	UT MARTIN (11-17-07)
	1	vs UC Irvine (11-22-07)
	1	vs Miami (OH) (11-25-07)
	1	at South Alabama (12-15-07)
	1	GEORGIA (01-12-08)
TURNOVERS.....	6	MISSISSIPPI (01-26-08)
	7	vs Miami (OH) (11-25-07)
	7	ALABAMA (02-06-08)
FOULS.....	12	MIAMI (FL) (12-13-07)
	14	at LSU (01-09-08)
	14	at Alabama (01-19-08)

Mississippi State Men's Basketball
Mississippi State Player High/Low Analysis (as of Feb 16, 2008)
All games

Mississippi State - INDIVIDUAL GAME HIGHS

Points.....	26	Rhodes, Charles vs Mississippi (01-26-08)
	26	Rhodes, Charles at Texas A&M-Corpus Christi (12-21-07)
	25	Gordon, Jamont at Loyola Marymount (12-19-07)
	25	Gordon, Jamont vs Southeastern Louisiana (12-08-07)
	25	Rhodes, Charles vs Miami (OH) (11-25-07)
Field Goals Made.....	12	Rhodes, Charles vs Mississippi (01-26-08)
	11	Rhodes, Charles vs Miami (OH) (11-25-07)
Field Goal Att.....	19	Gordon, Jamont vs Lafayette (01-05-08)
	19	Gordon, Jamont vs Miami (FL) (12-13-07)
FG Pct (min 5 made).....	1.000 (5-5)	Varnado, Jarvis vs Lafayette (01-05-08)
	.875 (7-8)	Rhodes, Charles vs Southeastern Louisiana (12-08-07)
3-Point FG Made.....	6	Stewart, Barry vs Tennessee (02-02-08)
	5	Gordon, Jamont vs Kentucky (01-15-08)
	5	Hansbrough, Ben vs Lafayette (01-05-08)
	5	Gordon, Jamont at Loyola Marymount (12-19-07)
	5	Stewart, Barry vs Miami (FL) (12-13-07)
3-Point FG Att.....	10	Gordon, Jamont vs Tennessee (02-02-08)
	10	Hansbrough, Ben at South Alabama (12-15-07)
3-Pt FG Pct (min 2 made).....	1.000 (3-3)	Turner, Phil at Texas A&M-Corpus Christi (12-21-07)
	1.000 (3-3)	Benock, Riley vs UT Martin (11-17-07)
	1.000 (2-2)	Johnson, Ravern at Texas A&M-Corpus Christi (12-21-07)
	1.000 (2-2)	Augustus, Kodi vs Southeastern Louisiana (12-08-07)
Free Throws Made.....	11	Gordon, Jamont at Auburn (02-09-08)
	8	Gordon, Jamont vs Southeastern Louisiana (12-08-07)
Free Throw Att.....	12	Gordon, Jamont at Auburn (02-09-08)
	10	Gordon, Jamont vs Alabama (02-06-08)
	10	Varnado, Jarvis vs Kentucky (01-15-08)
	10	Gordon, Jamont vs Southeastern Louisiana (12-08-07)
	10	Gordon, Jamont vs Clemson (11-15-07)
FT Pct (min 3 made).....	1.000 (7-7)	Rhodes, Charles at Auburn (02-09-08)
	1.000 (6-6)	Stewart, Barry vs Arkansas (02-16-08)
	1.000 (6-6)	Rhodes, Charles vs Murray State (12-01-07)
	1.000 (5-5)	Stewart, Barry vs Missouri (12-30-07)
	1.000 (4-4)	Varnado, Jarvis vs Mississippi (01-26-08)
	1.000 (4-4)	Hansbrough, Ben vs UT Martin (11-17-07)
	1.000 (4-4)	Stewart, Barry vs Clemson (11-15-07)
	1.000 (4-4)	Gordon, Jamont vs Louisiana Tech (11-10-07)
	1.000 (3-3)	Gordon, Jamont vs Georgia (01-12-08)
Rebounds.....	17	Varnado, Jarvis at LSU (01-09-08)
	16	Varnado, Jarvis vs UT Martin (11-17-07)
Assists.....	10	Gordon, Jamont vs Alabama (02-06-08)
	8	Gordon, Jamont vs Arkansas (02-16-08)
	8	Gordon, Jamont at Auburn (02-09-08)
Steals.....	4	Stewart, Barry vs Murray State (12-01-07)
	3	Hansbrough, Ben at Auburn (02-09-08)
	3	Gordon, Jamont vs Alabama (02-06-08)
	3	Varnado, Jarvis at Alabama (01-19-08)
	3	Hansbrough, Ben at Loyola Marymount (12-19-07)
	3	Johnson, Brian at Loyola Marymount (12-19-07)
	3	Gordon, Jamont at Loyola Marymount (12-19-07)
	3	Turner, Phil at Loyola Marymount (12-19-07)
	3	Hansbrough, Ben at South Alabama (12-15-07)
	3	Varnado, Jarvis at South Alabama (12-15-07)

	3	Rhodes, Charles vs Southeastern Louisiana (12-08-07)
	3	Rhodes, Charles vs UC Irvine (11-22-07)
Blocked Shots.....	10	Varnado, Jarvis vs Kentucky (01-15-08)
	10	Varnado, Jarvis vs Georgia (01-12-08)
	10	Varnado, Jarvis vs Miami (FL) (12-13-07)
Turnovers.....	8	Gordon, Jamont at Auburn (02-09-08)
	6	Gordon, Jamont vs Arkansas (02-16-08)
	6	Gordon, Jamont at Arkansas (01-30-08)
	6	Gordon, Jamont vs Lafayette (01-05-08)
	6	Gordon, Jamont vs Miami (FL) (12-13-07)
	6	Gordon, Jamont vs Clemson (11-15-07)
Fouls.....	5	Hansbrough, Ben vs Arkansas (02-16-08)
	5	Stewart, Barry at Arkansas (01-30-08)
	5	Hansbrough, Ben vs Missouri (12-30-07)
	5	Varnado, Jarvis at South Alabama (12-15-07)
	5	Turner, Phil at South Alabama (12-15-07)
	5	Rhodes, Charles vs Southeastern Louisiana (12-08-07)
	5	Varnado, Jarvis vs Southeastern Louisiana (12-08-07)
	5	Rhodes, Charles vs Southern Illinois (11-23-07)
	5	Stewart, Barry vs Clemson (11-15-07)
	5	Varnado, Jarvis vs Clemson (11-15-07)

Mississippi State Men's Basketball
Mississippi State High/Low Analysis (as of Feb 16, 2008)
All games

OPPONENT INDIVIDUAL GAME HIGHS

Points.....	39	Bennett, Demetric at South Alabama (12-15-07)
	30	BRAMOS, Michael vs Miami (OH) (11-25-07)
	29	McClinton, Jack vs Miami (FL) (12-13-07)
	28	Lawrence, Matt vs Missouri (12-30-07)
	27	Hudson, Lester vs UT Martin (11-17-07)
Field Goals Made.....	14	Bennett, Demetric at South Alabama (12-15-07)
	11	McClinton, Jack vs Miami (FL) (12-13-07)
Field Goal Att.....	23	Weddle, Marquis vs UT Martin (11-17-07)
	22	Barrett, Rasheem at Auburn (02-09-08)
	22	McClinton, Jack vs Miami (FL) (12-13-07)
	22	Hudson, Lester vs UT Martin (11-17-07)
FG Pct (min 5 made).....	.833 (5-6)	Joshua Bone vs Southern Illinois (11-23-07)
	.824 (14-17)	Bennett, Demetric at South Alabama (12-15-07)
3-Point FG Made.....	6	Lawrence, Matt vs Missouri (12-30-07)
	6	Bennett, Demetric at South Alabama (12-15-07)
3-Point FG Att.....	12	Hudson, Lester vs UT Martin (11-17-07)
	11	Lawrence, Matt vs Missouri (12-30-07)
3-Pt FG Pct (min 2 made).....	1.000 (6-6)	Bennett, Demetric at South Alabama (12-15-07)
	1.000 (3-3)	Reynolds, Justin at Texas A&M-Corpus Christi (12-21-07)
	1.000 (2-2)	Torrance, Mikhail vs Alabama (02-06-08)
	1.000 (2-2)	Smith, Tyler vs Tennessee (02-02-08)
Free Throws Made.....	9	BRAMOS, Michael vs Miami (OH) (11-25-07)
	9	Randal Falker vs Southern Illinois (11-23-07)
Free Throw Att.....	11	BRAMOS, Michael vs Miami (OH) (11-25-07)
	10	Abdullah, Bilal vs Lafayette (01-05-08)
	10	Randal Falker vs Southern Illinois (11-23-07)
	10	Gibson, Kyle vs Louisiana Tech (11-10-07)
FT Pct (min 3 made).....	1.000 (8-8)	Bradley, Ramel vs Kentucky (01-15-08)
	1.000 (8-8)	Stitt, Demontez vs Clemson (11-15-07)
	1.000 (7-7)	DEADWILER, Shawn at Loyola Marymount (12-19-07)
	1.000 (6-6)	Thornton, Marcus at LSU (01-09-08)
	1.000 (5-5)	Hudson, Lester vs UT Martin (11-17-07)
	1.000 (4-4)	Lofton, Chris vs Tennessee (02-02-08)
	1.000 (4-4)	Ervin, Gary at Arkansas (01-30-08)
	1.000 (4-4)	Townes, Darian at Arkansas (01-30-08)
	1.000 (4-4)	Curtis, Dwayne vs Mississippi (01-26-08)
	1.000 (4-4)	Asbury, Brian vs Miami (FL) (12-13-07)
	1.000 (4-4)	Sullivan, Patrick vs Southeastern Louisiana (12-08-07)
	1.000 (4-4)	Bryan Mullins vs Southern Illinois (11-23-07)
	1.000 (4-4)	Matt Shaw vs Southern Illinois (11-23-07)
	1.000 (4-4)	Rivers, K.C. vs Clemson (11-15-07)
	1.000 (3-3)	Robertson, Quantez at Auburn (02-09-08)
	1.000 (3-3)	Perkins, Kevin at Texas A&M-Corpus Christi (12-21-07)
	1.000 (3-3)	Green, Kevyn vs Southeastern Louisiana (12-08-07)
	1.000 (3-3)	Grant, Jerai vs Clemson (11-15-07)
Rebounds.....	15	Gibson, Kyle vs Louisiana Tech (11-10-07)
	12	Coleman, DeAndre at South Alabama (12-15-07)
Assists.....	10	DIERKERS, Tyler vs Miami (OH) (11-25-07)
	8	Bryan Mullins vs Southern Illinois (11-23-07)
Steals.....	6	Tolbert, Frank at Auburn (02-09-08)
	6	Bryan Mullins vs Southern Illinois (11-23-07)
Blocked Shots.....	5	Hill, Steven vs Arkansas (02-16-08)
	4	Graham, Jimmy vs Miami (FL) (12-13-07)
Turnovers.....	7	Hendrix, Richard at Alabama (01-19-08)
	5	Thomas, Charles vs Arkansas (02-16-08)

Fouls.....

5 Bradley, Ramel vs Kentucky (01-15-08)
5 Detmer, Ted vs Lafayette (01-05-08)
5 Betley, Matt vs Lafayette (01-05-08)
5 SUTTON, Terron at Loyola Marymount (12-19-07)
5 Green, Kevyn vs Southeastern Louisiana (12-08-07)
5 Span, Warrell vs Southeastern Louisiana (12-08-07)
5 Robinson, Gerald vs UT Martin (11-17-07)
5 Stitt, Demontez vs Clemson (11-15-07)
5 Hunter, Vincent vs Arkansas (02-16-08)
5 Thomas, Charles vs Arkansas (02-16-08)
5 Prowell, Quan at Auburn (02-09-08)
5 Hendrix, Richard vs Alabama (02-06-08)
5 Stevenson, Perry vs Kentucky (01-15-08)
5 Humphrey, Billy vs Georgia (01-12-08)
5 Carroll, DeMarre vs Missouri (12-30-07)
5 Hannah, Stefhon vs Missouri (12-30-07)
5 JOHNSON, Orlando at Loyola Marymount (12-19-07)
5 Davis, Brandon at South Alabama (12-15-07)
5 POLLITZ, Eric vs Miami (OH) (11-25-07)

2007-08 MISSISSIPPI STATE BASKETBALL RESULTS (17-7, 8-2 SEC)

<u>Date (TV)</u>	<u>Opponent (MSU Rank/Opp Rank)</u>	<u>Score</u>	<u>+/-</u>	<u>W</u>	<u>L</u>	<u>Overall Record</u>	<u>SEC Record</u>	<u>Attend</u>	<u>Leading Scorer</u>	<u>Leading Rebounder</u>
11-10	LOUISIANA TECH (NR/NR)	75-45	+30	W		1-0		10,153	Gordon - 21	Stewart - 11
11-15 (FSN/SUN)	CLEMSON (NR/NR)	82-84	-2		L	1-1		9,950	Gordon - 23	Varnado, Gordon - 12
11-17	UT MARTIN (NR/NR)	86-70	+16	W		2-1		9,950	Hansbrough - 20	Varnado - 16
11-22 (ESPN)	#UC Irvine (NR/NR)	68-53	+15	W		3-1		1,387	Stewart - 18	Rhodes - 11
11-23 (ESPN2)	#Southern Illinois (NR/#18)	49-63	-14		L	3-2		1,447	Gordon - 20	Varnado - 7
11-25 (ESPN2)	#Miami [OH] (NR/NR)	60-67	-7		L	3-3		2,447	Rhodes - 25	Rhodes - 10
12-1	MURRAY STATE (NR/NR)	78-61	+17	W		4-3		7,787	Rhodes - 22	Varnado - 7
12-8 (CSS)	SOUTHEASTERN LOUISIANA (NR/NR)	84-59	+25	W		5-3		7,719	Gordon - 25	Rhodes, Gordon - 7
12-13 (FSN/SUN)	MIAMI [FL] (NR/NR)	58-64	-6		L	5-4		7,912	Gordon, Stewart - 18	Gordon - 9
12-15 (CSS)	*at South Alabama (NR/NR)	67-71	-4		L	5-5		6,731	Turner - 17	Gordon - 13
12-19	at Loyola Marymount	85-54	+31	W		6-5		1,005	Gordon - 25	Rhodes - 10
12-21 (CSS)	at Texas A&M-Corpus Christi (NR/NR)	95-70	+25	W		7-5		2,051	Rhodes - 26	Rhodes - 10
12-30 (SS)	MISSOURI (NR/NR)	87-75	+12	W		8-5		8,249	Stewart - 24	Turner - 10
1-5	*Lafayette (NR/NR)	77-53	+24	W		9-5		3,044	Hansbrough - 17	Varnado - 12
1-9	at LSU (NR/NR)	61-39	+22	W		10-5	1-0	7,843	Gordon, Varnado - 13	Varnado - 17
1-12 (RS)	GEORGIA (NR/NR)	60-49	+11	W		11-5	2-0	8,713	Gordon - 15	Three players - 9
1-15 (ESPN)	KENTUCKY (NR/NR)	69-64	+5	W		12-5	3-0	9,862	Gordon - 24	Varnado - 12
1-19 (RS)	at Alabama (NR/NR)	66-56	+10	W		13-5	4-0	11,290	Gordon - 24	Rhodes - 9
1-26 (FSN/SUN)	MISSISSIPPI (NR/#15)	88-68	+20	W		14-5	5-0	10,421	Rhodes - 26	Varnado - 8
1-30 (RS)	at Arkansas (#25/NR)	58-78	-20		L	14-6	5-1	17,927	Gordon - 24	Rhodes - 15
2-2 (FSN/SUN)	TENNESSEE (#25/#7)	71-76	-5		L	14-7	5-2	10,150	Stewart - 21	Rhodes - 10
2-6	ALABAMA (NR/NR)	73-66	+7	W		15-7	6-2	9,730	Gordon, Rhodes - 17	Rhodes, Stewart - 9
2-9 (FSN/SUN)	at Auburn (NR/NR)	83-64	+19	W		16-7	7-2	7,489	Gordon - 24	Gordon - 13
2-16 (ESPN)	ARKANSAS (NR/NR)	80-74	+6	W		17-7	8-2	10,096	Rhodes - 24	Varnado - 10

- Anaheim Classic (Anaheim, CA); * - Coors Classic (Mobile, AL); ^ - at Jackson, Miss. (Mississippi Coliseum)

MISCELLANEOUS MSU INDIVIDUAL STATISTICS

Games Scoring in Double Figures: Gordon 22, Rhodes 18, Stewart 14, Hansbrough 9, Varnado 6, Turner 4, Benock 2, B. Johnson 1, R. Johnson 1.

Games Scoring 20+ Points: Gordon 10, Rhodes 5, Stewart 2, Hansbrough 2.

Games Scoring 30+ Points: --

Games Rebounding in Double Figures: Rhodes 7, Varnado 7, Gordon 3, Stewart 1, Turner 1.

Games with Double Figures in Assists: Gordon 1.

Games with Double Figures in Points & Rebounds/Assists/Blocks: Rhodes 7, Varnado 4 (1 triple-double), Gordon 3, Stewart 1, Turner 1.

Games as Team's High Scorer (or co-leader): Gordon 13, Rhodes 6, Stewart 4, Hansbrough 2, Varnado 1, Turner 1.

Games as Team's High Rebounder (or co-leader): Varnado 10, Rhodes 9, Gordon 6, Turner 2, Stewart 2.

Games as Team's Leader in Assists (or co-leader): Gordon 19, Stewart 6, Hansbrough 5, Turner 1, Benock 1.

MISSISSIPPI STATE'S RECORD WHEN...

MSU leads at halftime	17-2
MSU trails at halftime	0-5
MSU is tied at halftime	0-0
MSU shoots 45% or better from field	12-1
MSU shoots less than 45% from field	5-6
MSU opponent shoots less than 45% from field	15-5
MSU opponent shoots 45% or better from field	2-2
MSU outrebounds (or ties) the opponent	15-4
MSU is outrebounded by the opponent	2-3
MSU commits fewer turnovers than opponent	6-1
MSU commits more turnovers than opponent	10-6
MSU commits same number of turnovers as opponent	1-0
MSU wins the opening tip-off	14-4
MSU loses the opening tip-off	3-3
MSU holds opponent to 65 points or less	11-2
MSU is involved in games decided by 5 points or less	1-3

MSU'S RECORD BY STARTING LINEUP

Gordon, Hansbrough, Rhodes, Stewart, Varnado	9-4
Gordon, Rhodes, Stewart, Turner, Varnado	4-2
Gordon, Hansbrough, Stewart, Turner, Varnado	4-1

MISCELLANEOUS MSU WIN-LOSS RECORDS

All Games	17-7
Home Games	10-3
Road Games	5-2
Neutral-site Games	2-2
Non-SEC Games	9-5
Non-SEC Home Games	5-2
Non-SEC Road Games	2-1
Non-SEC Neutral Games	2-2
SEC Regular Season	8-2
SEC Home Games	5-1
SEC Road Games	3-1
SEC Western Division	6-1
SEC Eastern Division	2-1
SEC Tournament Games	0-0
In-season Tournament Games	1-2
November Games	3-3
December Games	5-2
January Games	6-1
February Games	3-1
March Games	0-0
Monday Games	0-0
Tuesday Games	1-0
Wednesday Games	3-1
Thursday Games	1-2
Friday Games	1-1
Saturday Games	10-2
Sunday Games	1-1
Overtime Games	0-0
Television Games	10-7
vs. Ranked Opponents	1-2

Largest Lead Surrendered in Loss:
13 at South Alabama (57-44)

Largest Halftime Lead Surrendered in Loss:
2 at South Alabama (32-30)

Largest Deficit Overcome in Win:
6 vs Missouri (20-14) & at Texas A&M-Corpus Christi (15-9)

Largest Halftime Deficit Overcome in Win:
--

Largest Lead At Any Time:
36 vs Louisiana Tech (75-39)

Largest Deficit At Any Time:
20 at Arkansas (78-58)

Largest Lead Surrendered in Loss:
6 vs Tennessee (8-2)

Largest Halftime Lead Surrendered in Loss:
--

Largest Deficit Overcome in Win:
5 vs Kentucky (5-0)

Largest Halftime Deficit Overcome in Win:
--

Largest Lead At Any Time:
23 at Auburn (83-60)

Largest Deficit At Any Time:
20 at Arkansas (78-58)

Charles Rhodes	41
Jarvis Varnado	28
Jamont Gordon	11
Brian Johnson	9
Ravern Johnson	5
Barry Stewart	4
Phil Turner	1
TEAM TOTAL	99

Jamont Gordon	5
Barry Stewart	3
Elgin Bailey	2
Brian Johnson	1
Charles Rhodes	1
Riley Benock	1
TEAM TOTAL	13

All games*: 183,353 in 24 games -- 7,640 per game
Home games*: 120,692 in 13 games -- 9,284 per game
Away games: 54,336 in 7 games -- 7,762 per game
Neutral-site games: 8,325 in 4 games -- 2,081 per game
* - Home attendance based on total tickets sold/distributed

Jarvis Varnado	14
Charles Rhodes	12
Jamont Gordon	6
Brian Johnson	2
Barry Stewart	2
Ravern Johnson	2
<i>TEAM TOTAL</i>	<i>38</i>

Jamont Gordon	2
Barry Stewart	1
Elgin Bailey	1
Charles Rhodes	1
Riley Benock	1
TEAM TOTAL	6

All games*: 103,521 in 10 games -- 10,352 per game
Home games*: 58,972 in 6 games -- 9,829 per game
Away games: 44,549 in 4 games -- 11,137 per game
Neutral-site games: --
* - Home attendance based on total tickets sold/distributed

Diff.	1	2	3	4	5	6	7	8	9	10	11	12	13	14	15	16	17	18	19	20	21+
Won					1	1	1			1	1	1			1	1	1		1	1	6
Lost		1		1	1	1	1							1						1	

[illegible]

2007-08 MISSISSIPPI STATE BASKETBALL SUPERLATIVES

TEAM SUPERLATIVES

	<i>MSU High</i>	<i>MSU Low</i>	<i>Opponent High</i>	<i>Opponent Low</i>
Points Scored	.95 vs Texas A&M-Corpus Christi	49 vs Southern Illinois	84 by Clemson	39 by LSU-A
Points, 1st Half	.51 vs Texas A&M-Corpus Christi	24 vs Miami [OH]	43 by Arkansas-A	14 by Louisiana Tech
Points, 2nd Half	.50 vs Mississippi-H & Clemson	21 vs Southern Illinois	45 by Clemson	19 by UC Irvine
Scoring Margin	..+31 vs Loyola Marymount (85-54)	-20 vs Arkansas-A (58-78)	+20 by Arkansas-A (78-58)	-31 by Loyola Marymount (54-85)
FG Made	..34 vs Mississippi-H & LMU	18 vs Southern Illinois	29 by Arkansas-H	14 by LSU-A
FG Attempted	..71 vs Louisiana Tech	42 vs Southern Illinois	78 by UT Martin	44 by Alabama-A
FG Percentage	..58.6 vs LMU (34-58)	37.7 vs USA & UM [FL] (23-61)	49.1 by South Alabama (26-53)	21.2 by LSU-A (14-66)
3-pt FG Made	..12 vs Alabama-A	3 vs Miami [OH]	12 by Tennessee	1 by Southeastern Louisiana
3-pt FG Attempted	..30 vs South Alabama	13 vs Arkansas-H	36 by UT Martin	11 by Southeastern Louisiana
3-pt FG Percentage	..56.3 vs A&M-Corpus Christi (9-16)	18.8 vs Miami [OH] (3-16)	58.8 by South Alabama (10-17)	9.1 by Southeastern Louisiana (1-11)
FT Made	..23 vs Arkansas-H & Auburn-A	4 vs Alabama-A	28 by Clemson	3 by Murray State
FT Attempted	..33 vs Kentucky	9 vs Southern Illinois	38 by Clemson	4 by Murray State
FT Percentage	..88.5 vs Auburn-A (23-26)	30.8 vs Alabama-A & LMU	94.4 by Southern Illinois (17-18)	42.9 by South Alabama (9-21)
Rebounds	..51 vs Clemson	29 vs Southern Illinois	52 by Louisiana Tech	24 by Southeastern La. & SIU
Off. Rebounds	..21 vs Clemson	7 vs Alabama-H & Georgia	21 by three teams	6 by Southeastern La. & SIU
Def. Rebounds	..38 vs UT Martin	20 vs Southern Illinois	37 by Louisiana Tech	13 by Auburn-A
Rebound Margin	..+19 vs Auburn-A (46-27)	-10 vs Tennessee (32-42)	+10 by Tennessee (42-32)	-19 by Auburn-A (27-46)
Assists	..25 vs Loyola Marymount	5 vs Arkansas-A	19 by Missouri	4 by LSU-A
Turnovers	..25 vs UT Martin	4 vs Louisiana Tech	23 by Loyola Marymount	6 by Mississippi-H
Blocked Shots	..16 vs Georgia	3 vs Alabama-A & Southern Ill.	7 by Arkansas-H & Alabama-A	0 by Loyola Marymount
Steals	..14 vs Loyola Marymount	2 vs Kentucky	13 by Auburn-A & L. Marymount	0 by Texas A&M-Corpus Christi
Personal Fouls	..28 vs Clemson	10 vs Murray State	29 by Missouri	12 by Miami [FL]
Dunks	..7 vs UT Martin	1 vs Arkansas-A & UC Irvine		

INDIVIDUAL SUPERLATIVES

	<i>MSU Player High</i>	<i>Opponent Player High</i>
Points Scored	..26 by Charles Rhodes vs Mississippi-H & TAMUCC	39 by Demetric Bennett (South Alabama)
Field Goals Made	..12 by Charles Rhodes vs Mississippi-H	14 by Demetric Bennett (South Alabama)
Field Goals Attempted	..19 by Jamont Gordon vs Lafayette & Miami [FL]	23 by Marquis Weddle (UT Martin)
Field Goal Pct. (min 10 FGA)	..85.7 by Charles Rhodes vs Mississippi-H (12-14)	82.4 by Demetric Bennett (South Alabama; 14-17)
3-Point Field Goals Made	..6 by Barry Stewart vs Tennessee	6 by Demetric Bennett (South Alabama); 6 by Matt Lawrence (Missouri)
3-Point Field Goals Attempted	..10 by Ben Hansbrough vs South Alabama; 10 by Jamont Gordon vs Tennessee	12 by Lester Hudson (UT Martin)
3-Point Field Goal Pct. (min 5 FGA)	..80.0 by Riley Benock vs Mississippi-H (4-5)	100.0 by Demetric Bennett (South Alabama; 6-6)
Free Throws Made	..11 by Jamont Gordon vs Auburn-A	9 by Randal Falker (Southern Illinois); 9 by Michael Bramos (Miami [OH])
Free Throws Attempted	..12 by Jamont Gordon vs Auburn-A	11 by Michael Bramos (Miami [OH])
Free Throw Pct. (min 8 FTA)	..91.7 by Jamont Gordon vs Auburn-A (11-12)	100.0 by Demontez Stitt (Clemson; 8-8); 100.0 by Ramel Bradley (Kentucky; 8-8)
Rebounds	..17 by Jarvis Varnado vs LSU-A	15 by Kyle Gibson (Louisiana Tech)
Offensive Rebounds	..6 by Jarvis Varnado vs Clemson	7 by Dwayne Curtis (Mississippi-H)
Defensive Rebounds	..13 by Jarvis Varnado vs UT Martin	13 by Kyle Gibson (Louisiana Tech)
Assists	..10 by Jamont Gordon vs Alabama-H	10 by Tyler Dierkers (Miami [OH])
Turnovers	..8 by Jamont Gordon vs Auburn-A	7 by Richard Hendrix (Alabama-A)
Blocked Shots	..10 by Jarvis Varnado vs three teams	5 by Steven Hill (Arkansas-H)
Steals	..4 by Barry Stewart vs Murray State	6 by Bryan Mullins (Southern Illinois); 6 by Frank Tolbert (Auburn-A)

2007-08 MISSISSIPPI STATE GAME-BY-GAME TEAM STATISTICS

<u>Opponent</u>	<u>Score</u>	<u>1H/2H/OT</u>	<u>FGM-FGA</u>	<u>Pct</u>	<u>3GM-3GA</u>	<u>Pct</u>	<u>FTM-FTA</u>	<u>Pct</u>	<u>OR-DR-TR</u>	<u>PF-D</u>	<u>A</u>	<u>TO</u>	<u>BS</u>	<u>ST</u>
Louisiana Tech	45	14/31	17-62	.274	6-20	.300	5-10	.500	15-37-52	18-0	7	22	3	3
@Mississippi State	75	30/45	27-71	.380	8-25	.320	13-20	.650	12-34-46	13-0	13	4	10	6
Clemson	84	39/45	24-70	.343	8-21	.381	28-38	.737	21-21-42	22-0	14	13	3	9
@Mississippi State	82	32/50	28-64	.438	7-24	.292	19-31	.613	21-30-51	28-2	10	19	10	5
UT Martin	70	30/40	25-78	.321	11-36	.306	9-14	.643	19-19-38	21-0	11	14	1	9
@Mississippi State	86	41/45	33-60	.550	10-22	.455	10-16	.625	12-38-50	14-0	21	25	9	6
Mississippi State#	68	41/27	24-55	.436	7-18	.389	13-20	.650	12-31-43	17-0	13	17	5	6
UC Irvine	53	34/19	19-54	.352	3-17	.176	12-18	.667	9-22-31	21-0	11	13	1	7
Mississippi State#	49	28/21	18-42	.429	7-20	.350	6-9	.667	9-20-29	18-1	11	21	3	5
Southern Illinois	63	32/31	20-45	.444	6-17	.353	17-18	.944	6-18-24	17-0	15	12	2	9
Mississippi State#	60	24/36	24-54	.444	3-16	.188	9-13	.692	13-23-36	18-0	10	15	8	4
Miami [OH]	67	29/38	24-52	.462	5-12	.417	14-23	.609	9-20-29	15-1	18	7	1	5
Murray State	61	24/37	27-62	.435	4-15	.267	3-4	.750	13-16-29	18-0	9	15	4	9
@Mississippi State	78	39/39	28-54	.519	4-15	.267	18-23	.783	14-22-36	10-0	13	14	7	11
Southeastern Louisiana	59	27/32	23-54	.426	1-11	.091	12-15	.800	6-18-24	17-0	7	22	2	11
@Mississippi State	84	41/43	32-61	.525	7-18	.389	13-19	.684	13-26-39	15-2	10	21	6	11
Miami [FL]	64	27/37	23-66	.348	8-20	.400	10-12	.833	13-30-43	12-0	8	9	6	3
@Mississippi State	58	28/30	23-61	.377	6-24	.250	6-10	.600	9-31-40	14-0	10	10	12	4
Mississippi State*	67	32/35	23-61	.377	9-30	.300	12-24	.500	16-26-42	24-2	16	16	7	13
@South Alabama	71	30/41	26-53	.491	10-17	.588	9-21	.429	10-29-39	20-1	17	18	1	8
Mississippi State	85	40/45	34-58	.586	9-23	.391	8-26	.308	13-33-46	20-0	25	22	12	14
@Loyola Marymount	54	22/32	19-57	.333	3-15	.200	13-20	.650	10-22-32	22-1	13	23	0	13
Mississippi State	95	51/44	32-63	.508	9-16	.563	22-32	.688	19-25-44	19-0	18	10	6	8
@A&M-Corpus Christi	70	40/30	21-55	.382	11-24	.458	17-22	.773	13-16-29	22-0	10	14	6	0
Missouri	75	38/37	27-62	.435	9-27	.333	12-21	.571	13-20-33	29-2	19	12	3	6
@Mississippi State	87	41/46	31-60	.517	5-21	.238	20-30	.667	16-27-43	19-1	18	14	7	5
Lafayette	53	25/28	19-72	.264	6-25	.240	9-15	.600	21-23-44	17-0	8	16	4	9
Mississippi State^	77	37/40	27-62	.435	9-27	.333	14-21	.667	14-34-48	14-0	15	17	10	8
Mississippi State	61	25/36	24-50	.480	4-18	.222	9-17	.529	11-36-47	15-0	11	17	10	5
@LSU	39	19/20	14-66	.212	2-17	.118	9-13	.692	17-19-36	14-0	4	9	4	6
Georgia	49	24/25	16-65	.246	3-17	.176	14-22	.636	16-28-44	21-1	6	14	1	11
@Mississippi State	60	27/33	22-53	.415	4-20	.200	12-19	.632	7-34-41	17-0	10	16	16	6
Kentucky	64	27/37	23-60	.383	7-20	.350	11-12	.917	11-22-33	20-1	12	10	5	7
@Mississippi State	69	32/37	22-51	.431	8-22	.364	17-33	.515	14-26-40	13-0	13	13	15	2
Mississippi State	66	33/33	25-54	.463	12-26	.462	4-13	.308	13-21-34	20-0	13	12	3	7
@Alabama	56	28/28	20-44	.455	2-14	.143	14-24	.583	9-20-29	14-0	16	17	7	7
Mississippi	68	31/37	28-76	.368	4-17	.235	8-12	.667	21-18-39	17-0	8	6	5	6
@Mississippi State	88	38/50	34-60	.567	7-19	.368	13-19	.684	11-29-40	13-0	15	11	8	4
Mississippi State	58	28/30	20-49	.408	6-19	.316	12-17	.706	10-25-35	23-1	5	22	8	5
@Arkansas	78	43/35	22-61	.361	9-24	.375	25-30	.833	17-24-41	17-0	11	12	4	7
Tennessee	76	36/40	26-63	.413	12-28	.429	12-18	.667	18-24-42	26-0	12	13	3	3
@Mississippi State	71	27/44	22-47	.468	10-21	.476	17-29	.586	8-24-32	21-0	10	16	10	4
Alabama	66	29/37	25-69	.362	7-21	.333	9-17	.529	13-25-38	17-1	12	7	6	6
@Mississippi State	73	33/40	26-54	.481	6-20	.300	15-22	.682	7-34-41	12-0	16	13	6	4
Mississippi State	83	44/39	25-48	.521	10-23	.435	23-26	.885	12-34-46	16-0	14	24	9	6
@Auburn	64	29/35	23-68	.338	6-25	.240	12-15	.800	14-13-27	22-1	12	11	2	13
Arkansas	74	34/40	29-63	.460	8-20	.400	8-15	.533	17-16-33	23-2	7	14	7	8
@Mississippi State	80	47/33	26-54	.481	5-13	.385	23-29	.793	16-22-38	17-1	10	14	6	7

- Anaheim Classic (Anaheim, CA); * - Coors Classic (Mobile, AL); ^ - at Jackson, Miss. (Mississippi Coliseum)

2007-08 MISSISSIPPI STATE INDIVIDUAL GAME-BY-GAME STATS

INDIVIDUAL GAME-BY-GAME POINTS, REBOUNDS, ASSISTS, BLOCKS & STEALS

<u>Opponent</u>	<u>Augustus</u>	<u>Bailey</u>	<u>Begley</u>	<u>Benock</u>	<u>Bolen</u>	<u>Bryant</u>	<u>Gordon</u>	<u>Hansbrough</u>
LOUISIANA TECH	0-2-0-0-0	2-1-0-0-0	0-0-0-0-0	3-1-0-0-0	0-1-0-0-0	0-0-0-0-0	*21-5-3-0-2	*11-3-3-1-1
CLEMSON	DNP	2-1-0-0-0	DNP	0-0-0-0-1	DNP	DNP	*23-12-3-0-1	*6-2-3-0-1
UT MARTIN	0-0-0-1-0	4-2-0-0-1	0-1-0-0-0	10-2-4-0-0	0-0-0-0-0	2-1-0-0-0	*10-4-6-2-1	*20-5-3-0-1
UC Irvine#	0-0-0-0-0	0-0-0-0-0	DNP	0-1-1-0-0	DNP	DNP	*15-6-4-2-1	*13-4-1-0-0
Southern Illinois#	DNP	0-1-0-0-0	DNP	DNP	DNP	DNP	*20-4-2-0-0	*5-3-6-0-1
Miami [OH]#	DNP	DNP	DNP	0-1-0-0-0	DNP	DNP	*18-6-4-2-2	*6-2-1-0-1
MURRAY STATE	3-1-0-0-0	3-3-0-1-1	0-0-0-0-0	2-2-1-0-0	0-0-0-0-0	0-0-0-0-0	*15-4-4-0-1	*9-2-2-0-2
SOUTHEASTERN LA.	8-6-0-0-0	2-4-1-0-1	0-0-0-0-0	3-4-1-0-1	0-0-0-0-0	2-0-0-0-0	*25-7-4-1-1	*10-3-1-0-1
MIAMI [FL]	DNP	DNP	DNP	0-1-0-0-0	DNP	DNP	*18-9-5-0-0	*0-4-2-0-0
@South Alabama*	DNP	0-0-0-0-0	DNP	0-0-0-0-0	DNP	DNP	*7-13-5-0-2	*16-5-1-0-3
@Loyola Marymount	3-2-2-0-1	1-5-0-0-0	DNP	3-2-0-0-0	0-0-0-0-0	DNP	*25-3-7-0-3	*8-3-7-0-3
@A&M-Corpus Christi	0-0-0-0-0	5-5-0-1-0	DNP	3-0-3-0-1	1-1-0-0-0	DNP	*13-2-5-0-2	*7-6-1-0-1
MISSOURI	0-0-0-0-0	0-0-0-0-0	DNP	1-0-0-0-0	DNP	DNP	*20-8-5-2-0	*15-8-4-0-1
Lafayette^	0-1-0-1-0	0-2-0-0-0	0-0-0-0-0	0-0-2-1-1	0-0-0-0-0	DNP	*15-7-7-0-1	*17-4-4-0-1
@LSU	2-0-0-0-0	2-1-0-1-0	0-0-0-0-0	3-0-0-0-0	0-2-0-0-0	DNP	*13-6-1-2-1	*7-7-4-0-1
GEORGIA	DNP	DNP	DNP	6-1-1-0-0	DNP	DNP	*15-9-2-2-0	*6-2-2-0-1
KENTUCKY	DNP	1-1-0-0-0	0-0-0-0-0	0-1-0-1-0	DNP	DNP	*24-9-5-1-0	DNP
@Alabama	DNP	0-4-0-0-1	DNP	3-0-1-0-0	DNP	DNP	*24-4-5-1-1	9-1-0-0-0
MISSISSIPPI	0-0-0-1-0	8-3-0-2-0	0-0-0-0-0	12-1-1-0-0	0-0-0-0-0	0-0-0-0-0	*13-1-6-1-2	DNP
@Arkansas	DNP	0-0-0-0-0	DNP	0-0-2-1-0	DNP	DNP	*24-4-1-0-1	DNP
TENNESSEE	DNP	3-4-0-2-0	DNP	0-1-2-0-0	DNP	DNP	*17-3-6-0-0	DNP
ALABAMA	DNP	4-2-0-0-0	DNP	0-0-0-0-0	DNP	DNP	*17-6-10-1-3	10-0-2-0-0
@Auburn	DNP	0-0-0-0-0	DNP	0-0-0-0-0	DNP	DNP	*24-13-8-0-0	*20-4-3-0-3
ARKANSAS	DNP	8-3-0-0-0	DNP	0-0-0-0-0	DNP	DNP	*9-8-8-2-1	*8-3-0-0-0

<u>Opponent</u>	<u>Iupe</u>	<u>B. Johnson</u>	<u>R. Johnson</u>	<u>Rhodes</u>	<u>Stewart</u>	<u>Turner</u>	<u>Varnado</u>
LOUISIANA TECH	0-0-0-0-0	4-2-0-0-0	0-1-0-0-0	*17-7-2-2-1	*13-11-3-1-0	0-4-2-0-2	*4-5-0-6-0
CLEMSON	DNP	10-3-0-0-0	DNP	*17-6-1-4-0	*12-6-2-0-2	5-4-1-0-0	*7-12-0-6-0
UT MARTIN	0-0-0-0-0	0-4-0-0-0	2-0-0-0-0	*15-5-2-3-1	*9-4-4-0-2	6-0-1-0-0	*8-16-1-3-0
UC Irvine#	DNP	6-5-1-0-0	0-0-0-0-0	*11-11-1-1-3	*18-6-2-0-0	3-2-2-0-2	*2-6-1-2-0
Southern Illinois#	DNP	2-2-0-0-0	DNP	*4-6-0-0-0	*9-3-3-1-1	3-1-0-0-1	*6-7-0-2-2
Miami [OH]#	DNP	4-3-0-1-0	DNP	*25-10-1-0-1	*5-3-4-0-0	0-3-0-0-0	*2-6-0-5-0
MURRAY STATE	0-0-0-0-0	6-4-1-1-1	0-0-0-0-0	*22-5-2-2-0	*14-5-2-0-4	2-1-0-0-1	*2-7-1-3-1
SOUTHEASTERN LA.	0-1-0-0-0	2-0-0-0-0	1-0-1-0-1	*16-7-0-1-3	*6-1-2-0-2	1-0-0-0-1	*8-3-0-4-0
MIAMI [FL]	DNP	2-2-0-1-2	DNP	*10-7-1-1-0	*18-4-1-0-1	2-0-0-0-1	*8-7-1-10-0
@South Alabama*	DNP	DNP	0-0-0-0-0	10-4-0-0-1	*8-6-6-0-2	*17-4-3-1-2	*9-10-1-6-3
@Loyola Marymount	0-0-0-0-0	2-6-0-1-3	6-3-2-1-0	*14-10-1-1-0	*10-5-5-0-1	3-1-0-0-3	*10-6-1-9-0
@A&M-Corpus Christi	0-0-0-0-0	0-4-0-3-0	6-2-1-0-0	*26-10-1-1-1	*19-2-4-0-1	13-3-2-1-2	*2-7-1-0-0
MISSOURI	DNP	2-2-0-0-0	4-0-0-0-0	DNP	*24-4-7-0-2	*12-10-2-0-2	*9-8-0-5-0
Lafayette^	0-1-0-0-0	4-4-0-0-2	11-3-0-1-0	DNP	*6-3-1-0-1	*8-8-1-2-1	*16-12-0-5-1
@LSU	0-1-0-0-0	0-0-0-0-0	6-3-0-0-0	DNP	*11-6-5-0-1	*4-3-1-0-2	*13-17-0-7-0
GEORGIA	DNP	0-1-1-0-0	0-1-0-0-0	8-3-0-2-1	*9-5-2-0-2	*7-9-2-2-2	*9-9-0-10-0
KENTUCKY	DNP	2-2-0-1-0	0-1-0-1-0	*12-3-2-1-1	*9-4-4-0-1	*11-4-1-0-0	*10-12-1-10-0
@Alabama	DNP	0-2-0-1-0	2-1-1-0-0	*5-9-0-1-0	*16-1-3-0-2	*3-2-3-0-0	*4-6-0-0-3
MISSISSIPPI	0-1-0-0-0	2-3-3-0-1	3-0-0-0-0	*26-6-1-0-0	*12-4-3-0-1	*0-6-0-0-0	*12-8-1-4-0
@Arkansas	DNP	4-4-0-0-1	5-1-0-0-0	*11-15-1-3-0	*7-1-0-0-1	*6-3-1-0-1	*1-6-0-4-1
TENNESSEE	DNP	3-2-0-0-1	5-1-0-0-0	*15-10-1-5-0	*21-2-1-0-2	*2-3-0-1-0	*5-4-0-2-1
ALABAMA	DNP	0-2-0-0-0	0-1-0-0-0	*17-9-1-2-0	*13-9-2-1-0	*4-5-0-0-1	*8-3-1-2-0
@Auburn	DNP	0-1-0-0-0	4-0-0-0-0	*17-10-0-1-1	*7-3-1-0-0	3-3-1-2-2	*8-3-1-6-0
ARKANSAS	DNP	0-2-0-1-1	2-2-0-0-0	*24-1-1-0-1	*19-5-1-0-2	0-0-0-0-0	*10-10-0-3-2

- Anaheim Classic (Anaheim, CA); * - Coors Classic (Mobile, AL); ^ - at Jackson, Miss. (Mississippi Coliseum)