

# MISSISSIPPI STATE BULLDOGS

Gregg Ellis, Media Relations Contact • 662.325.3595 (O) or 662.322.0145 (C)

gellis@athletics.msstate.edu • www.msstateathletics.com

P.O. Box 5308, Mississippi State, MS 39762



## MISSISSIPPI STATE (18-8, 6-5) AT LSU (9-16, 0-11)

Saturday, Feb. 20, 2010 • 3 p.m. CT

Maravich Assembly Center (13,215), Baton Rouge

TV: SEC Network

Announcers: PxP, Eric Collins

Analyst, Mark Gottfried

Series Record: LSU leads, 103-94

Earlier This Year: MSU won 67-51 in Starkville

XM Radio: 199

Officials: Rick Crawford, Mike Nance, Lee Cassell



## SATURDAY'S PROJECTED STARTING LINEUP

### MISSISSIPPI STATE

3 G Dee Bost, So., 6-2, 170  
2 G Ravern Johnson, Jr., 6-7, 175  
22 G Barry Stewart, Sr., 6-3, 170  
24 F Kodi Augustus, Jr., 6-8, 220  
32 F Jarvis Varnado, Sr., 6-9, 230

**Top Reserves:** G Riley Benock,  
G Phil Turner

### LSU

1 F Tasmin Mitchell, Sr., 6-7, 245  
4 G Chris Bass, So., 6-1, 175  
11 G Bo Spencer, Jr., 6-2, 186  
15 F Dennis Harris, Fr., 6-11, 190  
24 F Storm Warren, So., 6-7, 230

**Top Reserves:** F Eddie Ludwig,  
G Aaron Dotson

## 15 KEY THINGS TO NOTE PLAYING AT LSU

- ✓ MSU, which has won 12 of the last 20 against LSU, is looking to extend its winning streak against the Tigers to three games.
- ✓ LSU has lost 13-straight SEC games dating back to last season.
- ✓ **Rick Stansbury** is one win shy of 250 for his career and is currently tied with former Arkansas coach Nolan Richardson for the 14th most in SEC history.
- ✓ In the last two games, MSU has attempted 140 shots, 69 beyond the arc.
- ✓ MSU's roster features two from Louisiana — **Kodi Augustus** and **Elgin Bailey**.
- ✓ **Rick Stansbury** is aiming for his 250th-career victory.
- ✓ MSU's 11-game winning streak at the Hump ended with the loss to Kentucky.
- ✓ Against Kentucky, the Bulldogs fell to 54-44 all-time in overtime games.
- ✓ **Dee Bost's** 20 field goal attempts against the Wildcats were the most since Timmy Bowers attempted 22 at Alabama on 3-6-04.
- ✓ **Romero Osby** drew his first-career start against Kentucky.
- ✓ Against Kentucky, MSU failed to have a player grab more than five rebounds for the first time this year.
- ✓ Against Auburn, **Jarvis Varnado** became the first player in NCAA history to record 1,000 points, 1,000 rebounds and 500 blocked shots for a career.
- ✓ 12 of the Bulldogs' last 13 games have been decided by 10 points or less. In those outings, Mississippi State is 6-6.
- ✓ **Dee Bost** has scored 20-plus points in back-to-back games. The last player to do it three times in a row was **Jarvis Varnado** last year.
- ✓ With 1,186 attempted field goals, **Barry Stewart** is five attempts away from moving into the Top 10 of the MSU record book. He also ranks 6th with 150 steals.

## VARNADO'S COUNTDOWN TO HISTORY

Following his two-block performance against Kentucky, **Jarvis Varnado** now has 127 for the year, the second most in the nation, and 521 for his career.

As a result, the Brownsville, Tenn., native is 14 shy of tying the NCAA mark of 535 held by Wojciech Mydra (1998-2002) of Louisiana-Monroe and needs to average 3.0 blocks to get the record by the end of the regular season.

Varnado, second all-time, has led the nation the past two years in this category.

## STEWART TWO THREES AWAY FROM RECORD

Darryl Wilson currently holds the record with 258 made 3-pointers. However, senior co-captain **Barry Stewart** has 257. And considering he's averaging 2.1 a game, he should break the record at LSU.

## 2009-10 MISSISSIPPI STATE SCHEDULE

Date	Opponent	Score/Time
N 13	Rider	L 88-74
N 19	Southeastern Louisiana	W 82-67
N 21	Bethune-Cookman	W 67-51
N 24	Texas-Pan American	W 75-50
N 27	@vs. Richmond (FCS)	L 63-62
N 28	@vs. Old Dominion	W 69-55
D 5	St. Bonaventure	W 105-53
D 10	#vs. DePaul (ESPN2)	W 76-45
D 12	%vs. UCLA (Fox Sports Net)	W 72-54
D 16	Wright State (ESPN2)	W 80-69
D 19	at Houston (CSS)	W 70-64
D 22	Centenary (at Jackson)	W 88-51
D 28	Mississippi Valley State	W 73-45
D 31	at San Diego	W 77-68
J 4	at Western Kentucky (CSS)	L 55-52
J 9	at Ole Miss (SEC Network)	W 80-75
J 14	Arkansas (ESPNU)	W 82-80
J 16	Georgia (ESPN2)	W 72-69
J 23	at Alabama (CBS)	L 62-57
J 28	at Arkansas (ESPN2)	L 67-62
J 30	LSU (SEC Network)	W 67-51
F 3	at Vanderbilt (SEC Network)	L 75-72
F 6	at Florida (SEC Network)	L 69-62
F 11	Ole Miss (ESPN)	W 71-63
F 13	Auburn (FSN)	W ot 85-75
F 16	Kentucky (ESPN)	L ot 81-75
F 20	at LSU (SEC Network)	3 p.m.
F 24	Alabama (CSS)	8 p.m.
F 27	at South Carolina (ESPN)	5 p.m.
M 3	at Auburn (SEC Network)	7 p.m.
M 6	Tennessee (ESPN)	5 p.m.
M 11-14	SEC Tournament (Nashville)	TBA

@ - South Padre Island Invitational

# - SEC/Big East Challenge (Tampa, FL)

% - John R. Wooden Classic (Anaheim, CA)

## COACHING FACTS

### MISSISSIPPI STATE

**Coach:** Rick Stansbury

**Record at MSU:** 249-136, 12th year

**Overall Record:** Same

**Record vs. LSU:** 15-11

### LSU

**Coach:** Trent Johnson

**Record at LSU:** 36-24, 2nd year

**Career Record:** 195-145, 11th year

## Statistical Comparison

<u>2009-10 Stats</u>	<u>MSU</u>	<u>LSU</u>
2009-10 Record	18-8	9-16
Conference Record	6-5	0-11
Scoring	73.3	62.6
Scoring Defense	63.3	67.7
Scoring Margin	+10.1	-5.1
Field Goal Pct.	43.2	40.6
Opp. FG Pct.	37.2	43.3
3-Point FG Pct.	36.1	27.9
Opp. 3-Point FG Pct.	31.5	35.1
Free Throw Pct.	68.1	69.1
Opp. FT Pct.	67.0	66.9
Rebounding Average	41.2	36.1
Opp. Rebounding Avg.	37.2	34.9
Rebound Margin	+4.0	+1.2
Assists	12.7	11.4
Turnovers	13.1	12.8
Turnover Margin	-1.7	-1.0
Steals	5.8	5.5
Blocked Shots	7.9	3.6

## Statistical Leaders

## Scoring

<u>MSU</u>	<u>PPG</u>	<u>LSU</u>	<u>PPG</u>
Johnson .....	13.7	Mitchell .....	17.3
Varnado .....	13.2	Spencer .....	15.1

## Rebounding

<u>MSU</u>	<u>RPG</u>	<u>LSU</u>	<u>RPG</u>
Varnado .....	11.1	Mitchell .....	9.6
Augustus.....	5.6	Warren .....	7.3

## Assists

<u>MSU</u>	<u>APG</u>	<u>LSU</u>	<u>APG</u>
Bost .....	5.1	Bass .....	3.1
Stewart .....	2.5	Spencer .....	2.7

## Blocks

<u>MSU</u>	<u>BPG</u>	<u>LSU</u>	<u>BPG</u>
Varnado .....	4.9	Warren .....	1.4
Augustus.....	0.9	Dotson .....	0.5

## Steals

<u>MSU</u>	<u>SPG</u>	<u>LSU</u>	<u>SPG</u>
Turner .....	1.4	Mitchell .....	1.2
Bost .....	1.2	Warren .....	0.9

## Field Goal Percentage (195 minimum)

<u>MSU</u>	<u>FG%</u>	<u>LSU</u>	<u>FG%</u>
Varnado .....	55.9	Warren .....	55.8
Johnson .....	50.2	Mitchell .....	45.6

## 3-Point FG Percentage (90 minimum)

<u>MSU</u>	<u>3FG%</u>	<u>LSU</u>	<u>3FG%</u>
Johnson .....	43.0	Mitchell .....	30.4
Stewart .....	35.7	Spencer .....	28.4

## Free Throw Percentage (80 minimum)

<u>MSU</u>	<u>FT%</u>	<u>LSU</u>	<u>FT%</u>
Augustus....	77.8	Spencer .....	83.7
Bost .....	71.6	Mitchell .....	73.2

## LAST 10 VERSUS LSU (6-4)

<u>Date</u>	<u>Where</u>	<u>Result</u>	<u>Date</u>	<u>Where</u>	<u>Result</u>
Jan. 18, 2006	Starkville	L, 71-57	Mar. 8, 2008	Starkville	W, 84-75
Feb. 15, 2006	Baton Rouge	L, 72-59	Jan. 21, 2009	Baton Rouge	L, 81-57
Feb. 3, 2007	Starkville	W, 85-78	Feb. 11, 2009	Starkville	L, 97-94 2ot
Feb. 17, 2007	Baton Rouge	W, 56-50	Mar. 14, 2009	Tampa*	W, 67-57
Jan. 9, 2008	Baton Rouge	W, 61-39	Jan. 30, 2010	Starkville	W, 67-51

\* — SEC Tournament

## MSU ENJOYS MORE NON-CONFERENCE SUCCESS

Including last year's 10-6 ledger against non-conference foes coupled with this year's 12-3 mark, MSU has compiled a dominant 133-42 (.760) record against non-conference opponents during the **Rick Stansbury** era (since 1998-99), including a 125-33 (.791) regular-season mark.

## MISSISSIPPI STATE'S RECORD WHEN . . .

During the **Rick Stansbury** era, the Bulldogs are: 196-30 when leading at halftime (14-3 this year); 172-32 (10-0) when shooting 45 percent or better from the field; 208-67 (18-6) when the opposition shoots less than 45 percent from the field; 198-72 (14-4) when out-rebounding or tying opponents; and 151-28 (11-3) when holding opponents to 65 points or less.

## FEBRUARY RECORD UNDER STANSBURY

Including last year's 3-5 mark, coupled with this year's 2-3 ledger, the Bulldogs are 47-40 (.540) in the month of February since **Rick Stansbury** was named head coach.

Dating back to the 1987-88 season when Richard Williams was overseeing the program, Mississippi State owns a composite ledger of 84-81 (.509) in February.

STEWART, VARNADO ESTABLISH RECORD;  
VARNADO NOW AIMS FOR ANOTHER

From 2000-03, Derrick Zimmerman played in 127 games. From 1980-83, Kalpatrick Wells started 110 games.

Both were school records at season's start. One, though, fell at Florida.

Against the Gators, **Jarvis Varnado** and **Barry Stewart** played in their 128<sup>th</sup> games, passing Zimmerman's mark. They each now have 130.

Varnado has also started 109 games, leaving him one short of tying Wells' record.

## BOMBS AWAY . . . DOGS AIMING FOR RECORD

Last year, Mississippi State set a single-season record with 296 made 3-pointers. This year, the Bulldogs are bidding to pass that mark.

MSU has connected on 234 of its 649 attempts through the first 26 games. In comparison, State was 214 of 576 through the first 26 games last year. If the current pace continues, the Bulldogs will finish with 279 in just the regular season.

**Ravern Johnson** leads MSU with 65 3-pointers on 151 attempts and is on pace to finish with 78, which would be five less than his total of 83 from a year ago, the third-most in school history. Darryl Wilson currently holds the top two spots with 97 in 1996 and 94 in 1995.

Through 25 games a year ago, Johnson was 60 of 133.

MSU leads the SEC with an average of 9.0 made 3-pointers a game, while Johnson's 43.0 percent accuracy beyond the arc is second only to Arkansas' Rotnei Clarke at 45.6 percent. His 65 made treys ranks third in the SEC, while Clarke is first with 83.

## MSU STARTERS DOING LOTS OF SCORING IN SEC

MSU's five starters — **Ravern Johnson**, **Jarvis Varnado**, **Dee Bost**, **Barry Stewart** and **Kodi Augustus** — have totaled 648 of the team's 785 points in SEC play, which equates to 82.5 percent of the scoring.

**BULLDOG BITES**

◆ Mississippi State spent quite some time on the road during non-SEC play this year.

After making the trip to Bowling Green, Ky., the total miles logged for the eight non-conference games away from Humphrey Coliseum were 13,735.4.

The eight away games were the most for MSU since having nine in 2004-05.

◆ Call December the perfect month.

MSU posted an 8-0 ledger in December, marking the third time with **Rick Stansbury** at the helm MSU has gone undefeated in December (2002-03 and 2003-04). Before that, perfection was last achieved in 1978-79.

◆ Against Auburn at Humphrey Coliseum, **Jarvis Varnado** became the first player in NCAA history to have 1,000 points, 1,000 rebounds and 500 blocked shots for career. Against LSU, he also became just the second player to total 500 or more blocks.

He joins former Louisiana-Monroe stand-out Wojciech Mydra, who is currently tops with 535, in that distinctive category.

◆ Mississippi State isn't a team that fouls a lot. In fact, the Bulldogs are whistled for just 14.2 fouls a game, the fewest in the nation.

◆ On Jan. 14 against Arkansas, **Varnado** became the first player in school history to record two triple-doubles with his 17 points, 12 rebounds and 10 blocks. In all, three have been recorded. Lawrence Roberts had the school's first on 11-21-04 against Nicholls State (18p, 11 r, 12a), while Jamont Gordon had the second on 2-21-07 against Vanderbilt (15p, 12r, 10a).

**Varnado's** first was on 1-15-08 against Kentucky (10p, 12r, 10b).

In SEC history, only 20 triple-doubles have been recorded. **Varnado**, Shaquille O'Neal (LSU), Roy Rogers (UA) and Nick Calathes (UF) are the only ones with two or more.

**MSU IN THE SEC & NCAA...****SEC Team Rankings**

<u>Category</u>	<u>Rank</u>
Scoring .....	8
Scoring Defense .....	2
Scoring Margin .....	3
Field Goal Pct. ....	10
Field Goal Pct. Defense.....	1
3-point FG Pct. ....	3
3-point FG Pct Defense .....	4
3-point FG Made.....	1
Free Throw Pct. ....	7
Rebounding Offense.....	2
Rebounding Defense.....	9
Offensive Rebounds .....	9
Rebound Margin .....	2
Turnovers .....	7
Turnover Margin .....	11
Assists .....	10
Blocked Shots.....	1
Steals.....	11
Assist/Turnover Ratio .....	7

**SEC Individual Rankings**

<u>Category</u>	<u>Rank</u>
PPG .....	Johnson (20) Varnado (25)
Rebs .....	Varnado (1) Augustus (18) Turner (24) Bost (26)
Off. Rebounds .....	Varnado (5)
Def. Rebounds.....	Varnado (1)
Assists .....	Bost (4)
Blocks .....	Varnado (1)
FG Pct .....	Varnado (2) Johnson (6)
3-point FG Pct .....	Johnson (2)
FT Pct. ....	Augustus (9)
3-pointers Made.....	Johnson (3)
Minutes Played .....	Stewart (T4) Bost (T4)

**NCAA Rankings**

Personal fouls.....	1	FG pct. def.....	4
3-pointers made.....	8	Rebound margin .....	37
Blocked shots .....	2	Scoring margin .....	30

**DECADE OF DOMINANCE**

◆ Mississippi State is off to its best start in school history to begin a new decade

The 18 wins surpass the win total of 16 the Bulldogs opened the 1990s with in 1989-90.

MSU is coming off their best decade as they won 211 games from 2000-09.

**A Look At The Top 3 Decades**

<u>Decade</u>	<u>W</u>	<u>L</u>	<u>Pct.</u>
2000s	211	115	.647
1990s	177	125	.586
1960s	141	115	.551

**Statistical Differences In Wins and Losses**

<u>Wins</u>	<u>Stat</u>	<u>Losses</u>
77.3 .....	Points .....	64.5
60.3 .....	Opp. Points .....	70.0
+17.0 .....	Scoring Margin .....	-5.5
46.8 .....	FG% .....	35.8
35.5 .....	Opp. FG% .....	41.6
40.0 .....	3FG% .....	27.5
30.7 .....	Opp. 3FG % .....	33.6
68.7 .....	FT% .....	66.5
64.9 .....	Opp. FT% .....	69.3
41.8 .....	Rebounds .....	39.8
35.9 .....	Opp. Rebounds .....	40.0
+5.9 .....	Rebounding Margin .....	-0.2
13.4 .....	Assists .....	11.0
13.0 .....	Turnovers .....	13.4
6.2 .....	Steals .....	5.1
8.9 .....	Blocks .....	5.6

**What Stands Out**

✓ MSU averages 12.8 more points in wins.

✓ MSU gives up 9.7 more points in a loss.

✓ State shoots 11.0 percentage points better in wins.

✓ The Bulldogs average 0.4 more TOs in losses.

✓ Mississippi State collects 1.1 more steals in victories and 3.3 more blocks.



# MISSISSIPPI STATE BY THE NUMBERS

## GAME-BY-GAME SPECIALTY STATS (MSU First)

<u>Opponent</u>	<u>Bench</u>	<u>Paint</u>	<u>Off TO</u>	<u>2nd Chance</u>	<u>Fast Break</u>
Rider	12/13	30/36	3/20	8/13	4/8
SE Louisiana	12/22	30/28	16/10	17/4	4/2
Bethune-Cookman	18/26	32/22	19/17	11/2	4/2
UT-Pan Am	22/20	36/20	9/9	14/8	2/4
Richmond	8/7	21/22	10/14	22/4	0/2
Old Dominion	3/9	16/28	16/10	12/11	2/4

St. Bonaventure	26/30	34/34	17/10	10/7	2/2
DePaul	23/5	20/16	20/9	13/9	2/6
UCLA	15/12	26/26	9/11	7/13	7/15
Wright State	17/7	22/10	19/18	5/17	5/3
Houston	3/9	22/20	5/18	11/9	3/9
Centenary	31/21	28/14	18/4	20/3	8/2

MVSU	18/17	22/20	13/3	12/15	4/0
San Diego	15/6	14/2	17/21	11/9	0/0
Western Kentucky	2/22	20/20	8/18	8/4	5/9
Ole Miss	7/38	24/36	9/19	14/16	12/6
Arkansas	15/13	30/42	14/15	9/15	2/0
Georgia	18/14	28/56	19/11	7/20	8/8

Alabama	2/7	28/27	11/12	17/9	2/7
Arkansas	5/14	28/22	8/21	17/7	6/10
LSU	22/8	22/10	17/4	14/5	4/2
Vanderbilt	14/22	26/30	13/16	11/13	4/14
Florida	5/10	26/34	22/8	9/12	6/2
Ole Miss	11/25	30/30	13/21	8/23	8/8

Auburn	21/9	32/28	5/13	13/10	4/6
Kentucky	5/17	30/36	11/13	22/18	2/4
LSU					
Alabama					
South Carolina					
Auburn					
Tennessee					

SEC Tournament  
NCAA Tournament

## GAME-BY-GAME LEAD/DEFICIT

<u>Opponent</u>	<u>Largest Lead</u>	<u>Largest Deficit</u>	<u>Final Score</u>
Rider	11-2, 11:57 (1st)	82-69, 1:54 (2nd)	L, 88-74
SE Louisiana	79-61, 1:19 (2nd)	Never trailed	W, 82-67
Bethune-Cookman	67-45, 1:29 (2nd)	16-15, 8:37 (1st)	W, 67-51
UT-Pan Am	75-50, 0:21 (2nd)	Never trailed	W, 75-50
Richmond	62-57, 2:07 (2nd)	18-4, 11:52 (1st)	L, 63-62
Old Dominion	69-55, 0:12 (2nd)	4-0, 17:13 (1st)	W, 69-55

St. Bonaventure	105-50, 2:20 (2nd)	Never trailed	W, 105-53
DePaul	61-30, 9:15 (2nd)	Never trailed	W, 76-45
UCLA	45-21, 19:07 (2nd)	Never trailed	W, 72-54
Wright State	59-52, 15:10 (2nd)	Never trailed	W, 80-69
Houston	43-34, 10:00 (2nd)	24-15, 9:29 (1st)	W, 70-64
Centenary	84-41, 5:07 (2nd)	7-6, 15:47 (1st)	W, 88-51

MVSU	51-22, 16:41 (2nd)	4-0, 17:57 (1st)	W, 73-45
San Diego	58-46, 7:35 (2nd)	7-2, 16:16 (1st)	W, 77-68
Western Kentucky	26-20, 3:19 (1st)	51-39, 5:32 (2nd)	L, 55-52
Ole Miss	20-8, 13:21 (1st)	48-39, 17:28 (2nd)	W, 80-75
Arkansas	37-19, 6:45 (1st)	Never trailed	W, 80-82
Georgia	72-69, :39 (2nd)	67-54, 4:16 (2nd)	W, 72-69

Alabama	48-46, 7:32 (2nd)	46-34, 11:20 (2nd)	L, 62-57
Arkansas	27-15, 1:46 (1st)	65-59, 0:30 (2nd)	L, 67-62
LSU	67-49, :11 (2nd)	Never trailed	W, 67-51
Vanderbilt	15-13, 12:03 (1st)	48-34, 17:38 (2nd)	L, 75-72
Florida	7-2, 18:00 (1st)	61-49, 2:40 (2nd)	L, 69-62
Ole Miss	53-38, 12:57 (2nd)	18-12, 11:07 (1st)	W, 71-63

Auburn	85-75, :31 (ot)	31-17, 9:08 (1st)	W, 85-75 ot
Kentucky	67-60, 3:00 (2nd)	29-22, 4:14 (1st)	L, 81-75 ot
LSU			
Alabama			
South Carolina			
Auburn			
Tennessee			

SEC Tournament  
NCAA Tournament

## 2009-10 Bulldog Bites

### VARNADO SECOND WITH 15 DOUBLE-DOUBLES

●Senior **Jarvis Varnado** is second in the SEC with 15 double-doubles this season. His 30 career double-doubles leads all active players in the conference.

### OVERCOMING MAJOR DEFICITS

●Against Auburn and Georgia earlier this year, MSU rallied from 13 and 14 points down, respectively, to win. Three times last year, MSU rallied from double-digit deficits – Arkansas (15) and South Carolina twice (10 both times, including SEC Tournament). The most a **Rick Stansbury**-coached team has battled back from is 20 (Kentucky, 1-5-02).

### AS THE MEN DO, SO DO THE WOMEN

●While the MSU men led the SEC and was second in the nation in blocked shots (7.5) per outing last year, the Lady Bulldogs (6.2) finished tops in the SEC and fifth nationally. Varnado led the nation with 170 and Lady Bulldog stand-out Chanel Mokango was ninth with 97. MSU was the only power conference school where the men and the women led their conference in blocked shots.

### SEC ROAD WINS/PERCENTAGE SINCE 1998-99

<u>Team</u>	<u>Record</u>	<u>Pct.</u>
1. Kentucky .....	56-37 .....	.602
2. Florida .....	48-45 .....	.516
3. Tennessee .....	41-52 .....	.441
4. Mississippi State .....	32-61 .....	.344
5. LSU .....	32-62 .....	.340
6. Alabama .....	25-68 .....	.269
T7. Auburn .....	25-69 .....	.266
T7. Vanderbilt .....	25-69 .....	.266
T9. South Carolina .....	21-73 .....	.223
T9. Georgia .....	21-73 .....	.223
11. Arkansas .....	20-73 .....	.215
12. Ole Miss .....	19-75 .....	.202

# MISSISSIPPI STATE BY THE NUMBERS

## MSU'S 2009-10 RECORD WHEN . . .

Leads at Halftime	14-3
Trails at Halftime	3-5
Is Tied at Halftime	1-0
Shoots 45% or better from the field	10-0
Shoots less than 45% from the field	8-7
Opp. shoots less than 45% from the field	18-6
Opp. shoots 45% or better from the field	0-2
Outrebounds (or ties) the opponent	14-4
Outrebounded by the opponent	4-4
Fewer (or ties) TOs than opponent	7-5
More TOs than opponent	11-3
Holds opponents to 65 points or less	11-3
In games decided by 10 points or less	6-7

## MSU'S 2009-10 RECORD IN . . .

All Games	18-8
Home Games	11-2
Road Games	3-5
Neutral-sites	4-1
Non-SEC Games	12-3
Non-SEC Home Games	6-1
Non-SEC Road Games	2-1
Non-SEC Neutral-site Games	4-1
SEC Games	6-5
SEC Home Games	5-1
SEC Road Games	1-4
SEC Tournament	0-0
Games vs. SEC Western Division	5-2
Games vs. SEC Eastern Division	2-2
November Games	4-2
December Games	8-0
January Games	4-3
February Games	2-3
March Games	0-0
Monday Games	1-1
Tuesday Games	2-1
Wednesday Games	1-1
Thursday Games	5-1
Friday Games	0-2
Saturday Games	9-2
Sunday Games	0-0
Overtime Games	1-1
Television Games	10-7
Games vs. Ranked Opponents	1-2

## MISC. 2009-10 TEAM STATS

### Largest Lead Surrendered in Loss:

12, at Arkansas (1-28-10)

### Largest Deficit Overcome in Win:

14, vs. Auburn (2-13-10)

### Largest Lead at Anytime:

55, vs. St. Bonaventure (12-5-09)

### Largest Deficit Anytime:

14, vs. Rider (11-13-09), Richmond (11-27-09),  
Vanderbilt (2-3-10) & Auburn (2-13-10)

## MISCELLANEOUS MSU INDIVIDUAL STATISTICS

Games Scoring in Double Figures:	Stewart 22, Varnado 22, Johnson 20, Bost 18, Augustus 9, Turner 4, Osby 2
Games Scoring 20-plus Points:	Bost 5, Johnson 4, Varnado 3, Stewart
Games Scoring 30-plus Points:	Bost 1
Games Rebounding in Double Figures:	Varnado 16, Augustus 3, Turner
Games With Double Figures in Assists:	Bost
Games With Double-Doubles:	Varnado 15, Augustus, Turner
Games With Triple-Doubles:	Jarvis Varnado
Games As Team High Scorer (or co-leader):	Johnson 12, Bost 8, Varnado 6, Stewart 3, Turner 2, Augustus
Games As Team High Rebounder (or co-leader):	Varnado 22, Turner 3, Augustus 3, Bost 3, Benock
Games As Team Leader in Assists (or co-leader):	Bost 19, Turner 4, Stewart 4, Osby
Games As Team Leader in Steals (or co-leader):	Turner 10, Stewart 7, Bost 6, Varnado 4, Benock 3, Augustus 2, Johnson 2
Games As Team Leader in Turnovers (or co-leader):	Bost 14, Varnado 6, Stewart 3, Osby 3, Benock 2, Johnson 2, Turner, Riek, Luczak, Augustus

## MSU'S RECORD BY STARTING LINEUP

Bost, Stewart, Johnson, Varnado, Augustus	15-7
Bost, Stewart, Johnson, Varnado, Turner	3-0
Bost, Stewart, Osby, Varnado, Augustus	0-1

## GAME-BY-GAME STARTERS


Opponent	Date	Guard	Guard	Guard	Forward	Forward	Record
Rider	11/13/09	Bost	Stewart	Johnson	Augustus	Varnado	0-1
SE Louisiana	11/19/09	Bost	Stewart	Johnson	Turner	Varnado	1-1
Bethune-Cookman	11/21/09	Bost	Stewart	Johnson	Turner	Varnado	2-1
UT-Pan Am	11/24/09	Bost	Stewart	Johnson	Turner	Varnado	3-1
Richmond	11/27/09	Bost	Stewart	Johnson	Augustus	Varnado	3-2
Old Dominion	11/28/09	Bost	Stewart	Johnson	Augustus	Varnado	4-2
St. Bonaventure	12/05/09	Bost	Stewart	Johnson	Augustus	Varnado	5-2
DePaul	12/10/10	Bost	Stewart	Johnson	Augustus	Varnado	6-2
UCLA	12/12/09	Bost	Stewart	Johnson	Augustus	Varnado	7-2
Wright State	12/16/09	Bost	Stewart	Johnson	Augustus	Varnado	8-2
Houston	12/19/09	Bost	Stewart	Johnson	Augustus	Varnado	9-2
Centenary	12/22/09	Bost	Stewart	Johnson	Augustus	Varnado	10-2
MVSU	12/28/09	Bost	Stewart	Johnson	Augustus	Varnado	11-2
San Diego	12/31/09	Bost	Stewart	Johnson	Augustus	Varnado	12-2
Western Kentucky	1/04/10	Bost	Stewart	Johnson	Augustus	Varnado	12-3
Ole Miss	1/09/10	Bost	Stewart	Johnson	Augustus	Varnado	13-3
Arkansas	1/14/10	Bost	Stewart	Johnson	Augustus	Varnado	14-3
Georgia	1/16/10	Bost	Stewart	Johnson	Augustus	Varnado	15-3
Alabama	1/23/10	Bost	Stewart	Johnson	Augustus	Varnado	15-4
Arkansas	1/28/10	Bost	Stewart	Johnson	Augustus	Varnado	15-5
LSU	1/30/10	Bost	Stewart	Johnson	Augustus	Varnado	16-5
Vanderbilt	2/03/10	Bost	Stewart	Johnson	Augustus	Varnado	16-6
Florida	2/06/10	Bost	Stewart	Johnson	Augustus	Varnado	16-7
Ole Miss	2/11/10	Bost	Stewart	Johnson	Augustus	Varnado	17-7
Auburn	2/13/10	Bost	Stewart	Johnson	Augustus	Varnado	18-7
Kentucky	2/16/10	Bost	Stewart	Osby	Augustus	Varnado	18-8
LSU	2/20/10						
Alabama	2/24/10						
South Carolina	2/27/10						
Auburn	3/03/10						
Tennessee	3/06/10						

## SEC Tournament NCAA Tournament

## Win-Loss Differential

Diff.	1	2	3	4	5	6	7	8	9	10	11	12	13	14	15	16	17	18	19	20	21	22	23	24	25+
Won		1	1		1	1		1	1	1	1			1	1	2		1							5
Lost	1		2		2	1	1						1												

# MEET THE HEAD COACH



**Rick Stansbury, 12th year**

Consistency is a key ingredient to the recent success enjoyed by the Mississippi State University basketball program, one that is stressed in the players' daily activities on and off the basketball floor that has translated into the program's recent run of national prominence gained under head coach Rick Stansbury.

That consistency was brought to the forefront two years ago when MSU's 12th-year head basketball coach became the all-time winningest basketball coach in school history, surpassing Richard Williams' mark of 191. Now with a 12-year coaching record of 249-136 at the Bulldog helm, Stansbury has guided nine State squads (6 NCAA & 3 NIT) to postseason tournament appearances and eight clubs to 20-plus wins campaigns.

MSU has averaged 21 wins per season the last five years (2005-09), including winning an outright SEC overall championship in 2004, along with back-to-back SEC West crowns in the 2003-2004 and 2007-2008 seasons, and SEC Tournament title in 2002 and 2009.

Most recently, Stansbury piloted last year's 23-13 State squad to its second SEC Tournament crown since 2002 en route to advancing to the NCAA Tournament in Portland, Ore. From 2001-05, he guided MSU to five-consecutive postseason tournament appearances for the first time in school history, including a streak of four straight NCAA Tournament berths from 2002 through 2005.

## THE RICK STANSBURY FILE

### Head Coach

Year	Record	Pct.	SEC	Pct.	Postseason
1998-99	20-13	.606	8-8	.500	NIT/First Round
1999-00	14-16	.467	5-11	.313	
2000-01	18-13	.581	7-9	.438	NIT/Quarters
2001-02	27-8	.771	10-6	.625	NCAA/Second Round
2002-03	21-10	.677	9-7	.563	NCAA/First Round
2003-04	26-4	.867	14-2	.875	NCAA/Second Round
2004-05	23-11	.676	9-7	.563	NCAA/Second Round
2005-06	15-15	.500	5-11	.313	
2006-07	21-14	.600	8-8	.500	NIT/Semifinals
2007-08	23-11	.676	12-4	.750	NCAA/Second Round
2008-09	23-13	.639	9-7	.563	NCAA/First Round
2009-10	18-8	.692	6-5	.545	
<b>Totals</b>	<b>249-136</b>	<b>.647</b>	<b>102-88</b>	<b>.537</b>	

### Assistant Coach

Year	Record	Pct.	SEC	Pct.	Postseason
1990-91	20-9	.690	13-5	.722	NCAA/First Round
1991-92	15-13	.536	7-9	.438	
1992-93	13-16	.448	5-11	.313	
1993-94	18-11	.621	9-7	.563	NIT/First Round
1994-95	22-8	.733	12-4	.750	NCAA/Sweet 16
1995-96	26-8	.765	10-6	.625	NCAA/Final Four
1996-97	12-18	.400	6-10	.375	
1997-98	15-15	.500	4-12	.250	
<b>Totals</b>	<b>141-98</b>	<b>.590</b>	<b>66-74</b>	<b>.471</b>	<b>3 NCAA, 1 NIT</b>

### ALL-TIME WINNINGEST SEC COACHES

1. Adolph Rupp, UK	875
2. Dale Brown, LSU	448
T3. C.M. Newton, Bama/Vandy	340
T3. Harry Rabenhorst, LSU	340
5. Billy Donovan, UF	326
T6. Tubby Smith, UG/UK	308
<b>T14. Rick Stansbury, MSU</b>	<b>249</b>

### ALL-TIME SEC DIVISIONAL TITLES

1. Tubby Smith, UK	7
<b>T2. Rick Stansbury, MSU</b>	<b>4</b>

## STANSBURY TEAMS IN THE SEC TOURNAMENT

### SEC TOURNAMENT FINAL APPEARANCES

Kentucky	5
Arkansas	4
Florida	4
<b>MISSISSIPPI STATE</b>	<b>3</b>
Alabama	1
Arkansas	1
Auburn	1
Georgia	1
Ole Miss	1
Tennessee	1

### SEC TOURNAMENT SEMIFINAL APPEARANCES

<b>MISSISSIPPI STATE</b>	<b>6</b>
Kentucky	6
LSU	6
Arkansas	5
Florida	5
Auburn	4
South Carolina	4
Alabama	2
Ole Miss	2
Tennessee	2
Vanderbilt	1
Georgia	1

### TOP SEC TOURNAMENT RECORDS

Kentucky	18-7
Florida	16-8
<b>MISSISSIPPI STATE</b>	<b>14-9</b>
Arkansas	13-10
South Carolina	11-11
LSU	10-11
Alabama	8-11
Georgia	6-9
Auburn	6-11
Vanderbilt	6-11
Tennessee	6-11
Ole Miss	6-11



## 2009-10 MISSISSIPPI STATE ROSTER

## National Polls

(Feb. 15, 2010)

## Associated Press

1. Kansas
2. Kentucky
3. Villanova
4. Purdue
5. Syracuse
6. Duke
7. Kansas State
8. West Virginia
9. Ohio State
10. Georgetown
11. Michigan State
12. New Mexico
13. Gonzaga
14. Wisconsin
15. Texas
16. Brigham Young
17. Vanderbilt
18. Butler
19. Pittsburgh
20. Tennessee
21. Temple
22. Baylor
23. Wake Forest
24. Texas A&M
25. Richmond

## USA Today/ESPN

1. Kansas
2. Kentucky
3. Villanova
4. Purdue
5. Syracuse
6. Duke
7. Kansas State
8. West Virginia
9. Gonzaga
10. Georgetown
11. Michigan State
12. Ohio State
13. Butler
14. Brigham Young
15. New Mexico
16. Wisconsin
17. Texas
18. Tennessee
19. Vanderbilt
20. Temple
21. Pittsburgh
22. Baylor
23. Texas A&M
24. Northern Iowa
25. Wake Forest

No.	Name	Pos.	Ht.	Wt.	Yr.	Exp.	Hometown (Prev School)
1	Renardo Sidney	F	6-10	270	Fr.	HS	Jackson, MS (Fairfax [CA])
2	Ravern Johnson	G	6-7	175	Jr.	2L	Lyon, MS (Coahoma County HS)
3	Dee Bost	G	6-2	170	So.	1L	Concord, NC (Hargrave Military Academy)
4	Twany Beckham*	G	6-5	190	So.	1L	Louisville, KY (New Hampton [NH] School)
5	Romero Osby	F	6-8	230	So.	1L	Meridian, MS (Northeast Lauderdale HS)
10	Shaun Smith	G	6-6	195	Fr.	HS	Brooksville, MS (Noxubee County HS)
12	Charles Parker	G	5-10	154	Fr.	HS	McKinney, TX (McKinney HS)
15	Riley Benock	G	6-4	180	Jr.	2L	Battletown, KY (Meade County HS)
20	Taylor Luczak	F	6-8	220	So.	1L	Glens Falls, NY (Glen Falls HS)
21	Baxter Price	G	5-9	145	Fr.	HS	Brandon, MS (Northwest Rankin HS)
22	Barry Stewart	G	6-3	170	Sr.	3L	Shelbyville, TN (Shelbyville Central HS)
24	Kodi Augustus	F	6-8	220	Jr.	2L	Baton Rouge, LA (Maine Central Institute)
25	Phil Turner	G	6-3	170	Jr.	2L	Grenada, MS (Grenada HS)
30	Wendell Lewis	C	6-8	240	Fr.	HS	Selma, AL (Selma HS)
32	Jarvis Varnado	F	6-9	230	Sr.	3L	Brownsville, TN (Haywood HS)
33	Brandon Bolen*	G	6-3	195	Jr.	2L	Madison, MS (Madison-Ridgeland Academy)
45	Elgin Bailey	F	6-8	265	Jr.	2L	New Orleans, LA (Belaire HS)
50	John Riek	F	7-1	242	Fr.	HS	Khartoum, Sudan (IMG Academy [FL])

\* Is redshirted this year.

## COACHING STAFF

**Head Coach:** Rick Stansbury**Assistant Coach:** Robert Kirby**Assistant Coach:** Phil Cunningham**Assistant Coach:** Marcus Grant**Director of Operations:** Talvis Franklin

## SUPPORT STAFF

**Athletic Trainer:** Scott Johnson**Strength & Conditioning:** Richard Akins**Basketball Media Relations Director:** Gregg Ellis

## PRONUNCIATION GUIDE

**Kodi Augustus:** CO-dee**Twany Beckham:** TWAH-nee**Riley Benock:** BEE-knock**Ravern Johnson:** RAY-vern**Wendell Lewis:** WIN-dell**Taylor Luczak:** LOU-sack**Romero Osby:** Ro-mare-oh OZ-bee**John Riek:** REEK**Jarvis Varnado:** Vur-NAR-doe

## AN INSIDE LOOK AT THE 2009-10 BULLDOGS

SQUAD BREAKDOWN  
BY CLASS

## Seniors (2):

Barry Stewart, Jarvis Varnado

## Juniors (6)

Kodi Augustus, Elgin Bailey,  
Riley Benock, Brandon Bolen,  
Ravern Johnson, Phil Turner

## Sophomores (4)

Twany Beckham, Dee Bost,  
Taylor Luczak, Romero Osby

## Freshman (6)

Wendell Lewis, Charles Parker,  
Baxter Price, John Riek,  
Renardo Sidney, Shaun Smith

## BIRTHDAYS

Barry Stewart (Feb. 4, 1988)  
Jarvis Varnado (March 1, 1988)  
Brandon Bolen (March 21, 1988)Romero Osby (May 7, 1990)  
Riley Benock (June 7, 1989)  
Charles Parker (June 30, 1990)  
Ravern Johnson (July 21, 1988)  
Wendell Lewis (Sept. 21, 1989)  
Dee Bost (Oct. 12, 1989)  
Taylor Luczak (Oct. 15, 1988)  
Elgin Bailey (Oct. 20, 1987)  
Phil Turner (Oct. 27, 1987)  
John Riek (Nov. 1, 1989)  
Kodi Augustus (Nov. 2, 1987)  
Baxter Price (Nov. 4, 1990)  
Twany Beckham (Nov. 14, 1988)  
Shaun Smith (Nov. 19, 1990)  
Renardo Sidney (Dec. 6, 1989)  
Rick Stansbury (Dec. 23, 1959)SQUAD BREAKDOWN BY  
STATE

## Mississippi (7)

Brandon Bolen, Ravern Johnson,

Romero Osby, Baxter Price,  
Renardo Sidney, Shaun Smith  
Phil Turner

## Tennessee (2)

Barry Stewart, Jarvis Varnado

## Kentucky (2)

Twany Beckham, Riley Benock

## Louisiana (2)

Kodi Augustus, Elgin Bailey

## Alabama (1)

Wendell Lewis

## North Carolina (1)

Dee Bost

## New York (1)

Taylor Luczak

## Texas (1)

Charles Parker

**GENERAL INFORMATION**

Location: \_\_\_\_\_ Starkville, Mississippi  
 Founded: \_\_\_\_\_ February 28, 1878  
 Enrollment: \_\_\_\_\_ 18,601  
 Conference: \_\_\_\_\_ SEC (Western Division)  
 Nickname: \_\_\_\_\_ Bulldogs  
 Colors: \_\_\_\_\_ Maroon (PMS 202) & White  
 Arena: \_\_\_\_\_ Humphrey Coliseum (10,500)  
 President: \_\_\_\_\_ Dr. Mark E. Keenum  
 Director of Athletics: \_\_\_\_\_ Greg Byrne  
 Faculty Representative: \_\_\_\_\_ Dr. Steven C. Turner

**BASKETBALL HISTORY**

First Year of Basketball: \_\_\_\_\_ 1908-09  
 Number of Seasons: \_\_\_\_\_ 98th  
 All-Time Record: \_\_\_\_\_ 1,266-1,052  
 All-Time SEC Record: \_\_\_\_\_ 531-680  
 Total Number of Head Coaches: \_\_\_\_\_ 18  
 Humphrey Coliseum Record: \_\_\_\_\_ 352-133  
 20-Win Seasons: \_\_\_\_\_ 14  
 NCAA Tournament Appearances: \_\_\_\_\_ 10  
 NCAA Tournament Record: \_\_\_\_\_ 11-10  
 NCAA Tournament Final Fours: \_\_\_\_\_ 1  
 (1996, lost to Syracuse 77-69 in semis)  
 NIT Appearances: \_\_\_\_\_ 6  
 NIT Record: \_\_\_\_\_ 6-6  
 NIT Final Fours: \_\_\_\_\_ 1  
 (2007, lost 63-62 to West Virginia in semis)  
 SEC Championships: \_\_\_\_\_ 6  
 (2004, 1991, 1963, 1962, 1961, 1959)  
 SEC Tournament Championships: \_\_\_\_\_ 3  
 (2009, 2002 and 1996)  
 SEC Tournament Record: \_\_\_\_\_ 25-46  
 SEC Western Division Titles: \_\_\_\_\_ 6  
 (2008, 2007, 2004, 2003, 1996, 1995)

**BASKETBALL STAFF**

Head Coach: \_\_\_\_\_ Rick Stansbury  
 Alma Mater, Year: \_\_\_\_\_ Campbellsville, 1982  
 Record at MSU/Years: \_\_\_\_\_ 249-136/12  
 Career Record/Years: \_\_\_\_\_ 249-136/12  
 Phone: \_\_\_\_\_ 662-325-3800  
 Assistant Coach: \_\_\_\_\_ Robert Kirby  
 Assistant Coach: \_\_\_\_\_ Phil Cunningham  
 Assistant Coach: \_\_\_\_\_ Marcus Grant  
 Director of Operations: \_\_\_\_\_ Talvis Franklin  
 Video Coordinator: \_\_\_\_\_ Bennie Ashford  
 Strength Coach: \_\_\_\_\_ Richard Akins  
 Athletic Trainer: \_\_\_\_\_ Scotty Johnson  
 Administrative Asst.: \_\_\_\_\_ Suzanne Cook  
 Media Relations Contact: \_\_\_\_\_ Gregg Ellis  
 Office Phone: \_\_\_\_\_ 662-325-3595  
 Cell Phone: \_\_\_\_\_ 662-322-0145  
 Fax: \_\_\_\_\_ 662-325-3654  
 Email: \_\_\_\_\_ gellis@athletics.msstate.edu

**TEAM INFORMATION**

2008-09 Overall Record \_\_\_\_\_ 23-13  
 2008-09 SEC Record \_\_\_\_\_ 9-7  
 SEC Finish: \_\_\_\_\_ 3rd (Western Division)  
 National Ranking: \_\_\_\_\_ n/a  
 Starters Returning/Lost: \_\_\_\_\_ 5/0  
 Letterwinners Returning/Lost: \_\_\_\_\_ 12/4  
 Newcomers: \_\_\_\_\_ 6  
 Roster (Sr./Jr./So./Fr.): \_\_\_\_\_ (2/6/4/6)

**MSU KNOWS HOW TO WIN GAMES AT 'THE HUMP'**

Over the course of the last decade, Mississippi State's Humphrey Coliseum has become a difficult venue for opposing teams. Since the 2006-07 season, the Bulldogs have posted a 49-12 mark for an .803 winning percentage. With the 11-2 mark this year, the Bulldogs have reached twin-digit home wins during each of coach Rick Stansbury's 12 seasons at the MSU helm.

Mississippi State is now 146-35 (.807) overall at Humphrey Coliseum under Stansbury's direction, including a 70-24 (.745) SEC mark and a 76-11 (.874) record against non-conference opponents.

The Bulldogs have compiled a 35-season composite record of 352-133 (.726) at "The Hump" since Mississippi State's basketball facility opened prior to the 1975-76 campaign.

**TRACKING MSU' HOME SUCCESS UNDER RICK STANSBURY**

Season	Overall		SEC		Non-SEC	
	Record	Win %	Record	Win %	Record	Win %
1998-99	12-2	.857	6-2	.750	6-0	1.000
1999-00	10-4	.714	4-4	.500	6-0	1.000
2000-01	13-4	.765	6-2	.750	7-2	.778
2001-02	13-1	.929	7-1	.875	6-0	1.000
2002-03	12-2	.857	7-1	.875	5-1	.833
2003-04	12-2	.857	6-2	.750	6-0	1.000
2004-05	11-2	.846	6-2	.750	5-0	1.000
2005-06	11-5	.688	5-3	.625	6-2	.750
2006-07	16-3	.842	6-2	.750	10-1	.909
2007-08	12-3	.800	7-1	.875	5-2	.714
2008-09	13-5	.722	5-3	.667	8-2	.750
2009-10	11-1	.917	5-1	.833	6-1	.857
<b>11-Year Totals</b>	<b>146-35</b>	<b>.807</b>	<b>70-24</b>	<b>.745</b>	<b>76-11</b>	<b>.874</b>

**A LOOK AT THE HISTORY OF HUMPHREY COLISEUM****LARGEST CROWDS AT THE HUMP**

Crowd	Opponent	Date
10,788	Kentucky	2-16-10
10,735	Ole Miss	2-7-04
10,645	Ole Miss	2-23-02
10,541	Florida	1-7-03
10,458	Auburn	3-2-04
10,437	Alabama	2-21-04
10,432	Alabama	3-5-05
10,432	Kentucky	1-13-04
10,429	Ole Miss	2-15-03
10,421	Ole Miss	1-26-08
10,412	Ole Miss	1-13-09
10,338	Florida	1-24-07
10,315	Kentucky	1-9-96
10,303	LSU	3-2-91

**INDIVIDUAL MSU RECORDS AT THE HUMP****Most Points Scored**

40, Rickey Brown (Auburn, 3-7-77)

**Most Rebounds**

24, Wiley Peck (Alabama, 1-27-75)

**Most Assists**

15, Al Perry (Vanderbilt, 1-29-77)

**TEAM MSU RECORDS AT THE HUMP****Most Points Scored**

123, Troy State (12-5-95)

**Most Rebounds**

75, Mississippi Valley St. (11-21-00)

**Most Consecutive Wins**

14, 1-22-03 to 1-10-04



## LAST YEAR IN BATON ROUGE

## Official Basketball Box Score -- Game Totals -- Final Statistics

## Mississippi State vs LSU

01-21-09 7:00 p.m. at Maravich Center (Baton Rouge, LA)

## Mississippi State 57 • (13-6, 3-1 SEC)

#	Player	Total		3-Ptr		Rebounds			PF	TP	A TO Blk			Stl	Min
		FG	FGA	FG	FGA	Off	Def	Tot			A	TO	Blk		
02	Ravenn Johnson	f	2-10	2-7	4-4	0	3	3	0	10	3	0	0	2	36
32	Jarvis Varnado	c	8-14	0-0	2-2	2	2	4	2	18	0	1	0	1	25
03	Dee Bost	g	0-6	0-2	2-2	0	1	1	2	2	2	4	0	0	30
22	Barry Stewart	g	2-6	2-6	3-5	0	3	3	1	9	1	1	0	2	26
25	Phil Turner	g	2-3	0-1	0-0	1	2	3	2	4	0	1	1	1	28
04	Twaney Beckham		0-4	0-1	0-0	0	1	1	1	0	2	2	0	0	10
05	Romero Osby		3-4	1-1	0-0	1	2	3	2	7	0	0	0	0	12
15	Riley Benock		0-2	0-2	1-2	0	2	2	4	1	1	0	0	0	18
44	Brian Johnson		1-1	0-0	2-3	0	3	3	2	4	0	0	1	0	9
45	Elgin Bailey		1-2	0-0	0-0	0	0	0	1	2	0	2	0	0	6
Team						0	1	1							
Totals			19-52	5-20	14-18	4	20	24	17	57	9	11	2	6	200

FG % 1st Half: 10-25 40.0% 2nd half: 9-27 33.3% Game: 19-52 36.5%  
 3FG % 1st Half: 4-10 40.0% 2nd half: 1-10 10.0% Game: 5-20 25.0%  
 FT % 1st Half: 6-7 85.7% 2nd half: 8-11 72.7% Game: 14-18 77.8%

Deadball  
Rebounds  
1

## LSU 81 • (15-3, 3-1 SEC)

#	Player	Total		3-Ptr		Rebounds			PF	TP	A TO Blk			Stl	Min
		FG	FGA	FG	FGA	Off	Def	Tot			A	TO	Blk		
01	Tasmin Mitchell	f	9-13	0-0	6-6	1	1	2	0	24	1	2	1	3	30
21	Chris Johnson	c	1-5	0-0	0-0	2	10	12	1	2	2	4	2	0	25
05	Marcus Thornton	g	10-18	5-8	6-8	2	3	5	3	31	1	0	0	1	32
11	Bo Spencer	g	3-8	3-4	0-0	1	3	4	1	9	3	1	0	0	32
14	Garrett Temple	g	2-6	0-2	0-0	2	6	8	3	4	6	1	1	3	30
02	Delwan Graham		0-0	0-0	0-0	1	1	2	1	0	0	1	0	0	3
04	Chris Bass		0-0	0-0	0-0	0	0	0	1	0	1	0	0	0	6
13	Terry Martin		1-5	0-3	0-0	0	3	3	2	2	1	1	0	1	17
20	Zach Kinsley		0-1	0-0	0-0	0	0	0	1	0	0	0	0	0	2
24	Storm Warren		2-2	0-0	1-1	0	0	0	1	5	0	1	0	0	5
30	Alex Farrer		0-1	0-1	0-0	0	1	1	0	0	0	0	0	0	5
32	Quinn Thornton		1-1	0-0	2-4	3	0	3	4	4	1	0	0	0	13
Team						1	3	4							
Totals			29-60	8-18	15-19	13	31	44	18	81	16	11	4	8	200

FG % 1st Half: 14-31 45.2% 2nd half: 15-29 51.7% Game: 29-60 48.3%  
 3FG % 1st Half: 2-6 33.3% 2nd half: 6-12 50.0% Game: 8-18 44.4%  
 FT % 1st Half: 6-8 75.0% 2nd half: 9-11 81.8% Game: 15-19 78.9%

Deadball  
Rebounds  
21

Officials: Tony Greene, J.B. Caldwell, Rick Crawford.

Technical fouls: Mississippi State-None. LSU-None.

Attendance: 11709

Score by periods	1st	2nd	Total
Mississippi State	30	27	57
LSU	36	45	81

Last FG - MS 2nd-04:55, LSU 2nd-01:00.  
 Largest lead - MS None, LSU by 27 2nd-03:51.

Points	In	Off	2nd	Fast	Bench
MS	28	9	0	2	14
LSU	30	18	12	4	11

Score tied - 1 time.  
 Lead changed - 0 times.

## EARLIER THIS YEAR IN STARKVILLE

## Official Basketball Box Score -- Game Totals -- Final Statistics

## Louisiana State vs Mississippi State

01-30-10 12:30 p.m. at Starkville, Miss. (Humphrey Coliseum)

## Louisiana State 51 • (9-12, 0-7 SEC)

#	Player	Total		3-Ptr		Rebounds			PF	TP	A TO Blk			Stl	Min
		FG	FGA	FG	FGA	Off	Def	Tot			A	TO	Blk		
01	Tasmin Mitchell	f	10-24	0-2	6-6	4	6	10	1	26	0	2	0	0	39
24	Storm Warren	f	1-6	0-0	0-0	1	0	1	3	2	0	2	0	0	14
11	Bo Spencer	g	3-10	3-8	0-0	0	1	1	3	9	3	3	0	0	28
12	Aaron Dotson	g	0-3	0-1	1-2	0	2	2	1	1	0	0	0	0	11
14	Chris Beattie	g	2-2	1-1	0-0	0	1	1	0	5	0	1	0	0	20
03	Garrett Green		1-2	0-0	0-2	2	4	6	2	2	0	0	0	0	10
04	Chris Bass		0-0	0-0	0-0	0	1	1	0	0	1	0	0	0	9
10	Daron Populist		1-3	1-3	1-2	1	1	2	2	4	1	2	0	0	22
13	Eddie Ludwig		0-1	0-0	2-2	2	4	6	3	2	2	0	0	0	24
15	Dennis Harris		0-0	0-0	0-0	0	1	1	1	0	0	1	0	0	7
20	Zach Kinsley		0-2	0-0	0-0	0	1	1	3	0	0	1	0	1	16
Team						2	0	2							
Totals			18-53	5-15	10-14	12	22	34	19	51	7	12	0	1	200

FG % 1st Half: 25.0% 2nd half: 13-33 39.4% Game: 18-53 34.0%  
 3FG % 1st Half: 0-4 0.0% 2nd half: 5-11 45.5% Game: 5-15 33.3%  
 FT % 1st Half: 5-8 62.5% 2nd half: 5-6 83.3% Game: 10-14 71.4%

Deadball  
Rebounds  
2

## Mississippi State 67 • (16-5, 4-2 SEC)

#	Player	Total		3-Ptr		Rebounds			PF	TP	A TO Blk			Stl	Min
		FG	FGA	FG	FGA	Off	Def	Tot			A	TO	Blk		
24	Kodi Augustus	f	0-2	0-2	5-6	0	4	4	4	5	1	1	2	0	21
32	Jarvis Varnado	f	4-8	0-0	3-7	5	5	10	3	11	1	3	4	1	34
02	Ravenn Johnson	g	6-11	1-4	2-3	1	1	2	3	15	0	0	1	0	24
03	Dee Bost	g	1-4	0-3	0-0	1	3	4	0	2	5	2	0	1	29
22	Barry Stewart	g	3-7	2-4	4-5	1	0	1	1	12	0	0	0	2	33
05	Romero Osby		2-5	1-3	0-0	1	3	4	1	5	2	1	0	0	15
12	Charles Parker		0-0	0-0	0-0	0	0	0	0	0	0	0	0	0	1
15	Riley Benock		1-4	1-4	0-0	0	0	0	1	3	2	0	0	0	16
20	Taylor Luczak		0-0	0-0	0-0	0	0	0	0	0	0	0	0	0	1
21	Baxter Price		0-0	0-0	0-0	0	0	0	0	0	0	0	0	0	1
25	Phil Turner		3-7	2-2	4-5	1	4	5	3	12	0	1	0	0	21
30	Wendell Lewis		0-0	0-0	0-0	0	0	0	0	0	0	0	0	0	1
50	John Riek		1-2	0-0	0-0	0	1	1	0	2	0	0	0	0	3
Team						1	4	5							
Totals			21-50	7-22	18-26	11	25	36	16	67	11	8	7	4	200

FG % 1st Half: 8-24 33.3% 2nd half: 13-26 50.0% Game: 21-50 42.0%  
 3FG % 1st Half: 3-13 23.1% 2nd half: 4-9 44.4% Game: 7-22 31.8%  
 FT % 1st Half: 4-7 57.1% 2nd half: 14-19 73.7% Game: 18-26 69.2%

Deadball  
Rebounds  
4

Officials: Tony Greene, Pat Adams, Ron Groover.

Technical fouls: Louisiana State-None. Mississippi State-None.

Attendance: 7247

With his four block performance tonight, Jarvis Varnado tallied his 500th career block along with his 11th double-double of the season (11 points and 10 rebounds).

Score by periods	1st	2nd	Total
Louisiana State	15	36	51
Mississippi State	23	44	67

Last FG - LSU 2nd-00:01, MS 2nd-00:11.  
 Largest lead - LSU None, MS by 18 2nd-02:26.

Points	In	Off	2nd	Fast	Bench
MS	10	4	5	2	8
LSU	22	17	14	4	22

Score tied - 0 times.  
 Lead changed - 0 times.

## LSU QUICK FACTS

Location.....Baton Rouge, La.  
 Founded .....1860  
 Enrollment.....25,896  
 Conference..... SEC  
 Nickname.....Tigers  
 Colors ..... Purple & Gold  
 Arena .. Maravich Assembly Center (13,215)  
 President ..... Dr. John V. Lombardi  
 Athletic Director..... Joe Alleva  
 Website.....www.lsusports.net

## SERIES INFO

(LSU leads, 103-94)

At Starkville..... MSU leads, 57-36  
 Last 10 in Starkville..... MSU leads, 6-4  
 In Baton Rouge..... LSU leads, 64-33  
 Last 10 in Baton Rouge..... Tied, 5-5  
 Last MSU win in Baton Rouge....61-39 (2008)  
 Neutral Sites: .....UK leads, 11-3  
 Biggest MSU win ..... 82-69 (1984-85)  
 Biggest Kentucky win .....110-66 (1951-52)  
 Most MSU points .....97 (1989-90)  
 Most Kentucky points .....118 (1974-75)

## WHAT'S COMING UP FOR MISSISSIPPI STATE



✓ Who: Alabama  
 ✓ Where: Starkville  
 ✓ When: Feb. 24, 2010  
 ✓ Time: 8 p.m.  
 ✓ TV: CSS  
 ✓ Series: Bama leads, 112-71



✓ Who: South Carolina  
 ✓ Where: Columbia  
 ✓ When: Feb. 27, 2010  
 ✓ Time: 5 p.m.  
 ✓ TV: ESPN  
 ✓ Series: MSU leads, 13-8



✓ Who: Auburn  
 ✓ Where: Auburn  
 ✓ When: March 3, 2010  
 ✓ Time: 7 p.m.  
 ✓ TV: SEC Network  
 ✓ Series: Auburn leads, 69-63



✓ Who: Tennessee  
 ✓ Where: Starkville  
 ✓ When: March 6, 2010  
 ✓ Time: 5 p.m.  
 ✓ TV: ESPN  
 ✓ Series: TU leads, 74-39

# THE LAST TIME . . .

## THE LAST TIME AN MSU PLAYER ...

### Scored 30 or more points in a game:

32, Dee Bost vs. Auburn (2-13-10)

### Scored 34 or more points in a game:

34, Charles Rhodes vs. Oregon (3-21-08)

### Scored 35 or more points in a game:

36, Jeff Malone at Ole Miss (2-19-83)

### Scored 37 or more points in a game:

39, Jeff Malone vs. Alabama (1-31-83)

### Scored 40 or more points in a game:

40, Rickey Brown vs. Auburn (3-7-77)

### Scored 20+ points in back-to-back games:

Dee Bost (22 vs. Kentucky 2-16-10; 32 vs. Auburn on 2-13-10)

### Scored 20+ points in three-consecutive games:

Jarvis Varnado (21 vs. South Alabama; 23 vs. Cincinnati; 24 vs. Nicholls, 2008-09)

### Scored 20+ points in five-consecutive games:

Jeff Malone, 1982-83 (11 consecutive)

### Scored 30+ points in back-to-back games:

Jeff Malone (36 at Ole Miss & 30 vs. Georgia, 1982-83)

### Scored 30+ points in three-consecutive games:

Jeff Malone (33 at LSU; 36 at Ole Miss & 30 vs. Georgia, 1982-83)

### Made 10 field goals in a game:

10, Jarvis Varnado vs. LSU (2-11-09)

### Made 11 field goals in a game:

11, Dee Bost vs. Auburn (2-13-10)

### Made 12 field goals in a game:

12, Raven Johnson vs. UCLA (12-12-09)

### Made 13 field goals in a game:

13, Horatio Webster vs. SW Missouri St. (11-23-97)

### Made 14 field goals in a game:

14, Cameron Burns at Georgia (1-17-90)

### Made 15 or more field goals in a game:

16, Raymond Brown vs. Florida (3-2-85)

### Attempted 20 field goals in a game:

20, Dietric Slater at Georgia (2-24-07)

### Attempted 21 or more field goals in a game:

21, Dee Bost vs. Kentucky (2-16-10)

### Attempted 23 or more field goals in a game:

24, Horatio Webster vs. UT Martin (12-20-97)

### Attempted 25 field goals in a game:

25, Chuck Evans at Alabama (3-6-93)

### Attempted 26 field goals in a game:

26, Tony Watts at Ole Miss (2-22-92)

### Attempted 27 or more field goals in a game:

28, Jeff Malone vs. Vanderbilt (1-8-83)

### Made six 3-pointers in a game:

6, Dee Bost vs. Old Dominion (11-28-09)

### Made seven 3-pointers in a game:

7, Dee Bost vs. Auburn (2-13-10)

### Made eight or more 3-pointers in a game:

8, Winsome Frazier vs. UMKC (11-23-04)

### Attempted 11 3-pointers in a game:

11, Barry Stewart vs. Kentucky (2-16-10)

### Attempted 12 3-pointers in a game:

12, Dee Bost vs. Auburn (2-13-10)

### Attempted 13 or more 3-pointers in a game:

15, Winsome Frazier vs. UMKC (11-23-04)

### Attempted 16 or more 3-pointers in a game:

17, Darryl Wilson vs. Alabama (3-4-95)

### Made 14 or more free throws in a game:

14, Charles Rhodes vs. Oregon (3-21-08)

### Made 15 or more free throws in a game:

18, Rich Knarr vs. Auburn (2-19-73)

### Attempted 17 free throws in a game:

17, Jarvis Varnado at Houston (12-19-09)

### Attempted 18 free throws in a game:

18, Charles Rhodes vs. Oregon (3-21-08)

### Attempted 19 free throws in a game:

19, Carl Nichols vs. SE La. (12-1-88)

### Had 16 rebounds in a game:

16, Kodi Augustus at Houston (12-19-09)

### Had 17 rebounds in a game:

17, Jarvis Varnado at San Diego (12-31-09)

### Had 18 or more rebounds in a game:

21, Wesley Morgan vs. SE La. (11-28-05)

### Had 22 or more rebounds in a game:

23, Rickey Brown vs. Vanderbilt (12-6-79)

### Had 24 or more rebounds in a game:

24, Wiley Peck vs. Alabama (1-27-79)

### Had 10 or more offensive rebounds in a game:

10, Wesley Morgan vs. SE La. (11-28-05)

### Had 10 defensive rebounds in a game:

10, Jarvis Varnado vs. Ole Miss (2-11-10)

### Had 11 defensive rebounds in a game:

11, Jarvis Varnado vs. Auburn (2-13-10)

### Had 12 or more defensive rebounds in a game:

15, Jarvis Varnado at San Diego (12-31-09)

### Had 10 assists in a game:

10, Dee Bost vs. Alabama (1-14-09)

### Had 11 assists in a game:

11, Dee Bost vs. Wright State (12-16-09)

### Had 14 assists in a game:

14, Gary Ervin vs. Florida A&M (12-20-04)

### Had 15 or more assists in a game:

16, Chuck Evans at UMKC (2-23-93)

### Had 10 or more turnovers in a game:

10, Charles Rhodes vs. Nicholls (11-11-06)

### Had five or more blocks in a game:

5, Jarvis Varnado vs. Georgia (2-13-10)

### Had seven blocks in a game:

7, Jarvis Varnado vs. MVSU (12-28-09)

### Had eight blocks in a game:

8, Jarvis Varnado vs. Texas-PA (11-24-09)

### Had nine blocks in a game:

9, Jarvis Varnado at Vanderbilt (2-3-10)

### Had 10 blocks in a game:

10, Jarvis Varnado vs. Arkansas (1-14-10)

### Had 10+ blocks in two consecutive games:

Jarvis Varnado (10 vs. Georgia & 10 vs. Kentucky, 2007-08)

### Had five steals in a game:

5, Barry Stewart vs. Kentucky (2-16-10)

### Had six or more steals in a game:

6, Phil Turner vs. South Carolina (2-18-09)

## LAST TIME AN MSU TEAM...

### Scored 100 or more points:

105 vs. St. Bonaventure (12-05-09)

### Scored 100 or more points in an SEC game:

105 vs. Auburn (3-2-04)

### Allowed 100 or more points:

115 at Arkansas (2-20-93)

### Was held to 52 points or less:

52 at Western Kentucky (1-4-10)

### Was held to 51 points or less:

49 vs. Southern Illinois (11-23-07)

### Was held to 48 points or less:

36 vs. George Washington (12-8-96)

### Held opponent to 60 points or less:

60 vs. Georgia SECT (3-12-09)

### Held opponent to 57 points or less:

57 vs. LSU SECT (3-14-09)

### Held opponent to 55 points or less:

51 vs. LSU (1-30-10)

### Held opponent to 50 points or less:

50 vs. Texas-Pan American (11-24-09)

### Held opponent to 45 points or less:

45 vs. MVSU (12-28-09)

### Held opponent to 39 points or less:

39 at LSU (1-9-08)

### Shot 50 percent or better from the field:

.542 [26-48] at San Diego (12-31-09)

### Shot 55 percent or better from the field:

.59.7 [37-62] vs. St. Bonaventure (12-05-09)

### Shot 60 percent or better from the field:

.630 [29-46] vs. Wright State (12-16-09)

### Shot 65 percent or better from the field:

.660 [35-53] vs. Western Kentucky (1-5-09)

### Was held to less than 35 percent from the field:

.333 [18-54] vs. Richmond (11-27-09)

### Was held to less than 32 percent from the field:

.313 [21-67] at Arkansas (1-28-10)

### Held opp. to 35 percent or less from the field:

.340 [18-53] vs. LSU (1-30-10)

### Held opp. to 30 percent or less from the field:

.281 [18-64] vs. DePaul (12-10-09)

### Opponent shot 50 percent or better:

.500 (22 of 44) vs. Richmond (11-27-09)

### Made 35 or more field goals:

37 vs. St. Bonaventure (12-5-09)

### Made 40 or more field goals:

40 vs. Auburn (3-2-04)

### Attempted 70 or more shots from the field:

70 vs. Kentucky (2-16-10)

### Attempted 80 or more shots from the field:

80 at Alabama (2-21-09)

### Attempted 40 or fewer shots from the field:

39 vs. Vanderbilt (2-12-05)

### Made 10 or more 3-pointers:

10 vs. Kentucky (2-16-10)

### Made 12 3-pointers:

12 vs. Mississippi Valley State (12-28-09)

### Made 13 3-pointers:

14 vs. Centenary (12-22-09)

### Made 16 3-pointers:

16 vs. St. Bonaventure (12-05-09)

### Did not make a 3-pointer:

[0-11] at Alabama (1-18-05)

### Made just one 3-pointer:

vs. Southeastern Louisiana (11-28-05)

### Made just two 3-pointers:

at Alabama (1-23-10)

### Attempted only 10 3-pointers:

10 vs. Alabama State (12-6-08)

### Attempted six 3-pointers or less:

6 at Ole Miss (1-29-03)

### Attempted 25 3-pointers:

25 vs. Wright State (12-16-09)

### Attempted 26 3-pointers:

26 at Arkansas (1-28-10)

### Attempted 27 3-pointers:

27 vs. Centenary (12-22-09)

### Attempted 30 or more 3-pointers:

34 vs. Auburn (2-13-10)

### Attempted 35 or more 3-pointers:

35 vs. Kentucky (2-16-10)

### Made 30 or more free throws:

30 vs. Arkansas (1-15-05)

### Made 40 or more free throws:

41 vs. LSU (2-11-09)

# THE LAST TIME (CONTINUED) . . .

**Made 50 or more free throws:**

52 vs. LSU (2-11-09)

**Made fewer than five free throws:**

4 at Alabama (1-19-08)

**Made fewer than four free throws:**

1 at Kentucky (1-13-07)

**Attempted 35 or more free throws:**

35 vs. LSU SECT (3-15-09)

**Attempted 40 or more free throws:**

41 vs. Charlotte (11-29-06)

**Attempted fewer than 10 free throws:**

9 vs. Southern Illinois (11-23-07)

**Had 50 or more rebounds:**

50 vs. South Carolina SECT (3-13-09)

**Had 55 or more rebounds:**

58 vs. Troy (12-10-05)

**Had 59 or more rebounds:**

59 at Houston (12-19-09)

**Had 20 or more assists:**

20 vs. Centenary (12-22-09)

**Had 21 or more assists:**

22 vs. Auburn (2-27-08)

**Had 25 or more assists:**

25 vs. St. Bonaventure (12-05-09)

**Had 20 or more turnovers:**

20 vs. Washington St. (11-28-08)

**Had 21 or more turnovers:**

24 vs. St. Bonaventure (11-25-08)

**Had 25 turnovers:**

25 vs. UT Martin (11-17-07)

**Had 26 or more turnovers:**

31 at Kentucky (1-7-97)

**Had fewer than 10 turnovers:**

9 vs. Kentucky (2-16-10)

**Had fewer than five turnovers:**

4 vs. MVSU (12-28-09)

**Had 10 blocked shots:**

10 at Vanderbilt (2-3-10)

**Had 11 blocked shots:**

11 at Alabama (2-21-09)

**Had 12 blocked shots:**

12 vs. MVSU (12-28-09)

**Had 13 blocked shots:**

13 vs. Arkansas (1-14-10)

**Had 14 blocked shots:**

14 vs. Texas-Pan American (11-24-09)

**Had 16 blocked shots:**

16 vs. Georgia (1-12-08)

**Had 10 steals:**

10 at Alabama (2-21-09)

**Had 13 or more steals:**

13 at Georgia (1-24-09)

**Had 20 or more steals:**

20 vs. Nicholls State (11-17-01)

**Had 1 steal or less:**

0 vs. Richmond (11-27-09)

## BRYANT BECOMES FIRST MSU SIGNEE OF 2009-10 SIGNING CLASS

Mississippi State coach Rick Stansbury has announced his first signee of the 2009-10 class, standout guard Brian Bryant.

The 6-foot-3, 165-pound Albany, Ga., native is currently a sophomore at Northwest Florida State College, where he has guided his team to a 5-0 start and is averaging 20 points, 7.6 rebounds and 5.4 assists, while shooting 41 percent from 3-point territory.

Last year as a freshman, he was limited due to a hand injury.

Prior to enrolling at Northwest Florida, previously known as Okaloosa Walton, Bryant prepped four years at Dougherty High School, where he led his team to two regional titles and four playoff appearances.

As a senior, he averaged 29.6 points, 9.3 rebounds, 3.6 steals and 3.6 assists en route to garnering team MVP honors and earning Albany

Herald Play of the Year honors for the second-straight season.

He was also selected to play in the Georgia North-South All-Star Game.

"He is the complete package of talent, athleticism, character and work ethic," 13th-year Raiders coach Bruce Stewart said. "He is a winner."

Bryant chose MSU over Auburn and Southern Miss.

Bryant is the fifth NWF State College men's player to head to the SEC in the last three seasons, following in the footsteps of Auburn's Tay Waller and Johnnie Lett, Alabama's Charvez Davis and South Carolina's Johndre Jefferson.

He's also the second player MSU signed from Northwest Florida, joining forward Branden Vincent, who played for the Bulldogs from 2003-04.

## MISSISSIPPI STATE QUICK HITS

✓ Against St. Bonaventure on 12-5-09, Mississippi State dished out 25 assists, the most since totaling the same against Loyola-Mary mount on 12-19-07.

✓ Currently, **Jarvis Varnado** is second all-time in the NCAA record books in regards to blocked shots with 521. Listed below are the Top 5 players all-time in NCAA history.

Player	School	Blocks
1. Wojciech Mydra	Louisiana-Monroe	535
2. <b>Jarvis Varnado</b>	<b>Mississippi State</b>	<b>521</b>
3. Adonal Foyle	Colgate	492
4. Tim Duncan	Wake Forest	481
5. Alonzo Mourning	Georgetown	453

### DID YOU KNOW . . .

MSU's recent nine-game winning streak in SEC play was its longest since winning 10 in a row from 2-22-60 to 2-11-61.



## CHARTING MSU RECORDS

### CAREER REBOUNDS

Name	Seasons	Total
1. Bailey Howell	1957-59	1,277
2. Rickey Brown	1977-80	1,092
3. <b>Jarvis Varnado</b>	<b>2007-Present</b>	<b>1,015</b>
4. Wiley Peck	1976-79	964

### CAREER 3-POINTERS MADE

Name	Seasons	Total
1. Darryl Wilson	1994-96	258
2. <b>Barry Stewart</b>	<b>2007-Present</b>	<b>257</b>
8. Ravern Johnson	2008-Present	155

### CAREER 3-POINTERS ATTEMPTED

Name	Seasons	Total
1. <b>Barry Stewart</b>	<b>2007-Present</b>	<b>711</b>
2. Darryl Wilson	1994-96	645
10. Ravern Johnson	2008-Present	385



# ALL-SEC & ALL-AMERICAN CANDIDATE

## Jarvis Varnado



**F • 6-9 • 230 • 3L**  
**Brownsville, TN**

- ✓ Tabbed preseason All-SEC.
- ✓ John R. Wooden Award finalist.
- ✓ Naismith Award finalist.
- ✓ Two-time defending SEC Defensive Player of the Year.
- ✓ Winner of 2009 Cellular South Howell Trophy.
- ✓ Is MSU's, SEC's all-time leading shot blocker with 521.
- ✓ Led the nation in blocked shots the past two seasons and is second now with 127.
- ✓ Is 15 blocks shy of the NCAA career record set by Wojciech Mydra.
- ✓ Became 31st MSU player to score 1,000 points for a career against St. Bonaventure.
- ✓ His 1,015 rebounds rank 3rd all-time.
- ✓ Leads MSU and the SEC in rebounding (11.1) and is second in scoring (13.3, 25th SEC).
- ✓ Streak of 20 straight made FTs ended at Western Kent.

### Season Highs

- **Points:** 23, at San Diego (12-31-09)
- **FGM:** 8, twice (last: San Diego 12-31-09)
- **FGA:** 16, at Florida (2-6-10)
- **FTM:** 8, SE Louisiana (11-19-09)
- **FTA:** 17, at Houston (12-19-09)
- **Rebs:** 17, twice (last: San Diego 12-31-09)
- **Blocks:** 10, Arkansas (1-14-10)
- **Steals:** 3, SELA (11-19-09) & SBU (12-5-09)
- **Minutes:** 40, Auburn (2-13-10)
- **Double-Doubles:** 15
- **Triple-Doubles:** 1

### Career Highs

- **Points:** 31, LSU (2-11-09)
- **FGM:** 10, 3 times (last: LSU, 2-11-09)
- **FGA:** 18, LSU (1-21-09)
- **FTM:** 11, LSU (1-21-09)
- **FTA:** 17, at Houston (12-19-09)
- **Rebs:** 17, 3 times (last: at San Diego 12-31-09)
- **Blocks:** 10, 4 times (last: Arkansas, 1-14-10)
- **Steals:** 4, Georgia (1-24-09)
- **Minutes:** 40, twice (last: Auburn, 2-13-10)
- **Double-Doubles:** 30
- **Triple-Doubles:** 2

## Jarvis' Team-By-Team Blocks


Team	No.	Team	No.	Team	No.
Alabama	20	Loyola Marymount	10	Southeastern Louisiana	12
Alabama State	12	LSU	31	Southern Illinois	2
Arkansas	36	McNeese State	4	Tennessee	13
Auburn	23	Miami	11	Tennessee-Martin	3
Bradley	3	Miami (OH)	5	Texas A&M Corpus Christi	5
Bethune-Cookman	4	Memphis	5	Texas-Pan American	8
Centenary	11	Mississippi Valley State	8	Texas Tech	4
Charlotte	4	Missouri	5	UC-Irvine	2
Cincinnati	4	Murray State	3	UCLA	7
Clemson	6	New Orleans	7	Vanderbilt	14
DePaul	3	Nicholls	9	Washington	5
Fairleigh Dickinson	8	North Alabama	7	Washington State	4
Florida	10	Old Dominion	5	West Virginia	1
Florida State	1	Ole Miss	23	Western Kentucky	4
George Mason	4	Oregon	4	Winthrop	2
Georgia	24	Richmond	1	Wright State	6
Houston	8	Rider	7	<i>Most blocks Against.. Arkansas (36)</i>	
Kentucky	20	St. Bonaventure	10	<i>Blocks vs. SEC..... 223</i>	
Louisiana Lafayette	5	San Diego	8	<i>Non-Conference blocks..... 298</i>	
Louisiana Monroe	9	South Alabama	15		
Louisiana Tech	6	South Carolina	15		

### JARVIS VARNADO'S CAREER STATS

Year	GP-GS	Min/Avg	FG-FGA	Pct	3FM-3GA	Pct	FT-FTA	Pct	Rebs	PF-D	Ast	TQ	Blk	Stl	Pts/Avg
2006-07	35-13	473/13.5	75-116	.647	0-1	.000	24-45	.533	146-4.2	74-1	11	19	67	12	174/5.0
2007-08	34-34	968/28.5	109-170	.641	1-2	.500	50-100	.500	264-7.8	99-5	18	41	157	18	269/7.9
2008-09	36-36	1012/28.1	180-328	.549	0-1	.000	104-159	.654	317-8.8	83-2	28	60	170	22	464/12.9
2009-10	26-26	796/30.6	123-220	.559	0-0	.000	96-155	.619	288-11.1	63-2	24	51	127	16	342/13.3
<b>TOTAL</b>	<b>131-109</b>	<b>3249/24.8</b>	<b>487-834</b>	<b>.584</b>	<b>1-4</b>	<b>.250</b>	<b>274-459</b>	<b>.597</b>	<b>1015-7.7</b>	<b>319-10</b>	<b>81</b>	<b>171</b>	<b>521</b>	<b>68</b>	<b>1249/9.5</b>

**Decade of CHAMPIONSHIPS**

# A LOOK AT THE ALL-STAR CANDIDATES

**Barry Stewart****G • 6-3 • 170****Shelbyville, TN**


- ✓ Currently ranks 10th all-time in scoring with 1,479 career points.
- ✓ His 11.6 scoring averages ranks fourth on the team.
- ✓ His 55 treys are 2nd-most on team.
- ✓ His 257 made 3-pointers leave him 1 shy of Darryl Wilson's 258 record.
- ✓ Against Georgia, became MSU's all-time leader in 3-pointers attempted, breaking Wilson's mark of 645.
- ✓ At Arkansas, broke Jeff Malone's minutes played record of 3,851.
- ✓ At Florida, he and Jarvis Varnado broke Derrick Zimmerman's games-played record of 127.

## Season Highs

- **Points:** 21, Wright State (12-16-09)
- **FGM:** 8, Wright State (12-16-09)
- **FGA:** 16, Kentucky (2-16-10)
- **3GM:** 5, Wright State (12-16-09)
- **3GA:** 11, Kentucky (2-16-10)
- **FTM:** 6, Alabama (1-23-10)
- **FTA:** 7, Alabama (1-23-10)
- **Rebs:** 6, 3 times (last: Auburn 2-13-10)
- **Assists:** 7, St. Bonaventure (12-5-09)
- **Steals:** 5, Kentucky (2-16-10)
- **Minutes:** 41, Auburn (2-13-10)
- **Double-Doubles:** 0

## Career Highs

- **Points:** 24, Missouri (12-30-07)
- **FGM:** 8, twice (last: Wright State 12-16-09)
- **FGA:** 19, Alabama (2-21-09)
- **3GM:** 6, Tennessee (2-2-08)
- **3GA:** 11, 3 times (last: UK, 2-16-10)
- **FTM:** 10, twice (last: LSU 3-14-09)
- **FTA:** 12, LSU (3-14-09)
- **Rebs:** 12, Florida (3-4-09)
- **Assists:** 7, twice (last: St. Bonaventure, 12-5-09)
- **Steals:** 5, twice (last: UK 2-16-10)
- **Minutes:** 44, twice (last: LSU, 2-11-09)
- **Double-Doubles:** 2

**Dee Bost****G • 6-2 • 170****Concord, NC**


- ✓ After leading MSU with 156 assists last year, he's tops so far with 133, a total that's third most in the SEC.
- ✓ His 12.4 scoring clip is third on the team.
- ✓ Scored career-high 32 points against Auburn.
- ✓ 46 made 3s are the 3rd most on team.
- ✓ Has started all 62 games for MSU since his arrival.

## Season Highs

- **Points:** 32, Auburn (2-13-10)
- **FGM:** 11, Auburn (2-13-10)
- **FGA:** 21, Kentucky (2-16-10)
- **3GM:** 7, Auburn (2-13-10)
- **3GA:** 12, twice (last: Auburn 2-13-10)
- **FTM:** 9, at Western Kentucky (1-4-10); at Ole Miss (1-9-10)
- **FTA:** 12, at Ole Miss (1-9-10)
- **Rebs:** 9, Auburn (2-13-10)
- **Assists:** 11, Wright State (12-16-09)
- **Blks:** 1, 7 times (last: Auburn 2-13-10)
- **Steals:** 3, MVSU (12-28-09)
- **Minutes:** 43, Kentucky (2-16-10)
- **Double-Doubles:** 0

## Career Highs

- **Points:** 32, Auburn (2-13-10)
- **FGM:** 11, Auburn (2-13-10)
- **FGA:** 21, Kentucky (2-16-10)
- **3GM:** 7, Auburn (2-13-10)
- **3GA:** 12, twice (last: Auburn 2-13-10)
- **FTM:** 10, LSU (2-11-09)
- **FTA:** 12, LSU (2-11-09); Ole Miss (1-9-10)
- **Rebs:** 10, South Carolina (3-13-09)
- **Assists:** 11, Wright State (12-16-09)
- **Blks:** 1, 8 times (last: Auburn 2-13-10)
- **Steals:** 4, San Diego (12-30-08)
- **Minutes:** 47, twice (last: Bama, 2-21-09)
- **Double-Doubles:** 2

**Ravern Johnson****G • 6-7 • 175****Lyon, MS**

- ✓ 65 made 3-pointers are the most on the team and third in SEC.
- ✓ Last year, became the second player in MSU history to make 80-plus 3-pointers in a season by draining 83.
- ✓ Leads MSU in scoring at 13.7, 19th in SEC.
- ✓ His 43.0 percent accuracy from 3-point range is second in the SEC.
- ✓ Ranks 8th all-time at MSU with 155 made 3-pointers.

## Season Highs

- **Points:** 29, UCLA (12-12-09)
- **FGM:** 12, UCLA (12-12-09)
- **FGA:** 19, at Arkansas (1-28-10)
- **3GM:** 5, 3 times (last: MVSU, 12-28-09)
- **3GA:** 10, twice (last: MVSU, 12-28-09)
- **FTM:** 3, Centenary (12-22-09)
- **FTA:** 4, San Diego (12-31-09); Ole Miss (1-9-10)
- **Rebs:** 8, at Arkansas (1-28-10)
- **Assists:** 3, twice (last: St. Bo (12-5-09)
- **Blocks:** 2, 4 times (last: UGA 1-16-10)
- **Steals:** 2, 3 times (last: Ole Miss 2-11-10)
- **Minutes:** 38, at Houston (12-19-09)

## Career Highs

- **Points:** 29, UCLA (12-12-09)
- **FGM:** 12, UCLA (12-12-09)
- **FGA:** 19, at Arkansas (1-28-10)
- **3GM:** 6, Western Ky (1-5-09)
- **3GA:** 10, six times (last: MVSU 12-28-09)
- **FTM:** 4, four times (last: South Carolina 3-13-09)
- **FTA:** 5, Alabama State (12-6-08)
- **Rebs:** 8, twice (last: at Arkansas 1-28-10)
- **Assists:** 3, five times (last: St. Bonaventure, 12-05-09)
- **Blocks:** 2, 8 times (last: Georgia, 1-16-10)
- **Steals:** 2, 5 times (last: Ole Miss 2-11-10)
- **Minutes:** 44, Alabama (2-21-08)

# A Look At The MSU PLAYERS


**Phil Turner**
**G • 6-3 • 170**
**Grenada, MS**


- ✓ Sixth on team in scoring at 6.0.
- ✓ Third on team with 124 rebounds, 24th in SEC.
- ✓ Leads MSU with 37 steals.
- ✓ Collected fifth-career double-double against SE Louisiana.
- ✓ Tied his career high with 14 rebounds vs. Southeastern Louisiana.

## Season Highs

- **Points:** 15, Georgia (1-16-10)
- **FGM:** 4, twice (last: UGA 1-16-10)
- **FGA:** 12, SE Louisiana (11-19-09)
- **3GM:** 2, 4 times (last: LSU 1-30-10)
- **3GA:** 7, Georgia (1-16-10)
- **FTM:** 4, 3 times (last: Auburn 2-13-10)
- **FTA:** 6, at Western Kentucky (1-4-10)
- **Rebs:** 14, SE Louisiana (11-19-09)
- **Assists:** 5, twice (Ole Miss 2-10-10)
- **Steals:** 3, Texas-Pan Am (11-24-09)
- **Minutes:** 34, SE Louisiana (11-19-09)
- **Double-Doubles:** 1

## Career Highs

- **Points:** 18, Kentucky (2-3-09)
- **FGM:** 7, South Carolina (2-18-09)
- **FGA:** 13, Kentucky (2-3-09)
- **3GM:** 4, four times (last: Arkansas 2-7-09)
- **3GA:** 9, twice (last: Auburn, 2-14-09)
- **FTM:** 9, Nicholls (12-22-08)
- **FTA:** 12, Nicholls (12-22-08)
- **Rebs:** 14, twice (last: SE Louisiana 11-19-09)
- **Assists:** 5, 3 times (last: Ole Miss 2-1-10)
- **Steals:** 6, South Carolina (2-18-09)
- **Minutes:** 47, Alabama (2-21-09)
- **Double-Doubles:** 5


**Kodi Augustus**
**F • 6-8 • 220**
**Baton Rouge, LA**


- ✓ Fifth in scoring with 9.2 average; had first double-double at Ole Miss and second at Arkansas.
- ✓ Had career-highs with three assists against Centenary and MVSU.
- ✓ 18-straight made free throws streak snapped against St. Bonaventure.
- ✓ Second on team with 22 blocks.

## Season Highs

- **Points:** 17, 3 times (UK 2-13-10)
- **FGM:** 6, 3 times (last: at Vandy 2-3-10)
- **FGA:** 13, at Arkansas (1-28-10)
- **3GM:** 4, Kentucky (2-16-10)
- **3GA:** 7, twice (last: Kentucky 2-16-10)
- **FTM:** 8, Richmond (11-27-09); Old Dominion (11-28-09)
- **FTA:** 8, three times (last: St. Bonaventure, 12-5-09)
- **Rebs:** 16, at Houston (12-19-09)
- **Assists:** 3, twice (last: MVSU 12-28-09)
- **Steals:** 2, twice (last: Wright State 12-16-09)
- **Blocks:** 5, Wright State (12-16-09)
- **Minutes:** 30, Kentucky (2-16-10)
- **Double-Doubles:** 2

## Career Highs

- **Points:** 19, Georgia (3-12-09)
- **FGM:** 6, 4 times (last: at Vandy 2-3-10)
- **FGA:** 13, at Arkansas (1-28-10)
- **3GM:** 4, Kentucky (2-16-10)
- **3GA:** 7, twice (last: Kentucky 2-16-10)
- **FTM:** 8, Richmond (11-27-09); Old Dominion (11-28-09)
- **FTA:** 8, three times (last: St. Bonaventure (12-05-09)
- **Rebs:** 16, at Houston (12-19-09)
- **Assists:** 3, twice (last: MVSU 12-28-09)
- **Steals:** 2, Old Dominion (11-28-09)
- **Blocks:** 5, Wright State (12-16-09)
- **Minutes:** 30, Kentucky (2-16-10)
- **Double-Doubles:** 2


**Romero Osby**
**F • 6-8 • 230**
**Meridian, MS**

- ✓ Seventh in scoring with 5.1 average.
- ✓ Seen action in 25 of the 26 games mostly as a reserve.
- ✓ Scored in double-digits three times with season high 13 against DePaul.
- ✓ Started 1st-career game vs. Kentucky.

## Season Highs

- **Points:** 13, DePaul (12-10-09)
- **FGM:** 4, twice (last: Wright State 12-16-09)
- **FGA:** 9, DePaul (12-10-09)
- **3GM:** 2, 3 times (last: at Vandy 2-3-10)
- **3GA:** 3, 3 times (last: LSU 1-30-10)
- **FTM:** 5, Auburn (2-13-10)
- **FTA:** 6, Auburn (2-13-10)
- **Rebs:** 7, twice (last: Alabama 1-23-10)
- **Assists:** 4, twice (last: UK 2-16-10)
- **Steals:** 2, St. Bonaventure (12-5-09)
- **Blocks:** 2, Beth.-Cookman (11-21-09)
- **Minutes:** 38, Kentucky (2-16-10)
- **Double-Doubles:** 0

## Career Highs

- **Points:** 15, North Alabama (11-19-08)
- **FGM:** 5, twice (last: Houston 1-3-09)
- **FGA:** 13, Houston (1-3-09)
- **3GM:** 2, 4 times (last: at Vandy 2-3-10)
- **3GA:** 3, 6 times (last: LSU 1-30-10)
- **FTM:** 7, Texas Tech (11-29-08)
- **FTA:** 10, Texas Tech (11-29-08)
- **Rebs:** 8, Centenary (11-15-08)
- **Assists:** 4, twice (last: UK 2-16-10)
- **Steals:** 2, St. Bonaventure (12-5-09)
- **Blocks:** 2, three times (last: Bethune-Cookman 11-21-09)
- **Minutes:** 38, Kentucky (2-16-10)
- **Double-Doubles:** 0



# A Look At The MSU PLAYERS


**Riley Benock**
**G • 6-4 • 180**
**Battletown, KY**


- ✓ Has seen action in all 26 games.
- ✓ Broke a seven-game scoring drought at Arkansas with 3 points on 1-of-3 shooting.
- ✓ Fifth on team with 13 steals.
- ✓ Scored season-high 9 points against both Centenary & St. Bonaventure.

## Season Highs

- **Points:** 9, twice (last: Centenary 12-22-09)
- **FGM:** 3, twice (last: Centenary 12-22-09)
- **FGA:** 5, DePaul (12-10-09)
- **3GM:** 2, twice (last: Centenary 12-22-09)
- **3GA:** 5, DePaul (12-10-09)
- **FTM:** ---
- **FTA:** 1, Richmond, (11-27-09)
- **Rebs:** 5, Kentucky (2-16-10)
- **Assists:** 5, DePaul (12-10-09)
- **Steals:** 2, 4 times (last: Arkansas 1-14-10)
- **Minutes:** 20, DePaul (12-10-09)
- **Double-Doubles:** 0

## Career Highs


- **Points:** 12, Ole Miss (1-26-08)
- **FGM:** 4, Ole Miss (1-26-08)
- **FGA:** 6, Nicholls State (12-22-08)
- **3GM:** 4, Ole Miss (1-26-08)
- **3GA:** 6, Nicholls State (12-22-08)
- **FTM:** 3, Georgia (1-12-08)
- **FTA:** 4, Georgia (1-12-08)
- **Rebs:** 5, Kentucky (2-13-10)
- **Assists:** 5, DePaul (12-10-09)
- **Steals:** 3, Centenary (11-15-08)
- **Minutes:** 23, LSU (2-11-09)
- **Double-Doubles:** 0


**Wendell Lewis**
**F • 6-8 • 240**
**Selma, AL**

- ✓ Seen action in 22 games as a reserve and did not play road games at Ole Miss, Arkansas, Vanderbilt and Florida.
- ✓ Averaging 1.5 points and 1.5 boards.
- ✓ 7th on team with 13 offensive rebounds.
- ✓ Ranked 24th among SEC freshmen in scoring and T21th in rebounds.

## Season/Career Highs

- **Points:** 7, St. Bonaventure (12-5-09)
- **FGM:** 3, Bethune-Cookman (11-21-09)
- **FGA:** 4, twice (last: St. Bonaventure 12-5-09)
- **FTM:** 3, St. Bonaventure (12-5-09)
- **FTA:** 4, St. Bonaventure (12-5-09)
- **Rebs:** 5, twice (last: St. Bonaventure 12-5-09)
- **Assists:** ---
- **Steals:** ---
- **Blocks:** 3, St. Bonaventure (12-5-09)
- **Minutes:** 15, St. Bonaventure (12-5-09)


**John Riek**
**F • 7-1 • 242**
**Sudan**

- ✓ Sat out the first nine games due to NCAA suspension.
- ✓ Has seen action in eight games.
- ✓ Ranked T26th among SEC freshmen in scoring (1.5) and 20th in rebounding (1.8).
- ✓ Had season-high 6 points against Centenary.
- ✓ In last home outing against LSU, scored 2 points on 1-of-2 shooting.

## Season/Career Highs

- **Points:** 6, Centenary (12-22-09)
- **FGM:** 2, Centenary (12-22-09)
- **FGA:** 3, twice (last: MVSU 12-28-09)
- **FTM:** 2, twice (last: MVSU 12-28-09)
- **FTA:** 4, MVSU 12-28-09
- **Rebs:** 7, Centenary (12-22-09)
- **Assists:** ---
- **Steals:** ---
- **Blocks:** 3, MVSU (12-28-09)
- **Minutes:** 11, MVSU (12-28-09)

# THE REST OF THE TEAM

## THE JUNIORS

### **45 • Elgin Bailey • F/C • 6-8 • 254 • New Orleans, LA**

Has applied for a medical redshirt this year after seeing action in 27 games last year before dislocating his ankle against Florida. He still managed to finish second on the team in blocked shots with 26. Bailey finished the year averaging 3.9 points and 2.4 rebounds. He returned to the court this year against SE Louisiana but did not play against Bethune-Cookman. Scored his first point of the year on a free throw against Texas-Pan American and logged four minutes against Richmond and six against Old Dominion in South Padre.

## THE SOPHOMORES

### **4 • Twany Beckham • G • 6-5 • 190 • Louisville, KY**

Is redshirting this year after having two hip surgeries. Beckham played in the last 32 games of last season and was one of MSU's first players off the bench. He logged a total of 33 minutes in the SEC Tournament and averaged 1.5 points, 2.0 rebounds and dished out three assists. He finished the year averaging 1.6 points and 1.5 boards a game.

## THE FRESHMEN

### **10 • Shaun Smith • G • 6-6 • 195 • Brooksville, MS**

Is redshirting this year. The first member of the 2009 MSU signing class, the heralded All-State member from Noxubee County is known for his athleticism and ball-handling skills. Ranked the 23rd best shooting guard in the country by Scout.com, Smith inked his next four years with Bulldog basketball on his birthday. As a senior, he averaged 25.1 points, 5.8 rebounds and 2.2 steals.

### **1 • Renardo Sidney • G • 6-10 • 260 • Jackson, MS**

Is waiting to be cleared to play by the NCAA. One of MSU's most highly touted recruits, Sidney brings numerous accolades including McDonald's All American selection, USA Junior National Select Team inclusion as well as Naismith High School Player of the Year finalist. He was also tabbed Co-MVP at the Jordan Brand Classic at the famous Madison Square Garden in New York City. Sidney made his national impression at the McDonald's All-Star game where he scored 11 points while grabbing 6 rebounds.

**EXHIBITION 1 — OCT. 31, 2009**

Mississippi State	82
Oklahoma City	54

Humphrey Coliseum • 2 p.m.  
Starkville, MS

STARKVILLE, Miss. — Junior Raven Johnson's 23 points sparked a convincing 82-54 win by 18th-ranked Mississippi State against Oklahoma City in the exhibition opener for both teams at Humphrey Coliseum.

Johnson drained 6-of-10 three-pointers, shot 8-of-15 from the floor and grabbed five rebounds.

Three other Bulldogs recorded double-digit efforts in the win, led by junior Kodi Augustus' 16 points. Sophomore Dee Bost joined senior Barry Stewart by scoring 11 points, while Bost added 6 assists.

All-SEC senior Jarvis Varnado grabbed 11 rebounds, notched 8 points and blocked 4 shots. Freshman Wendell Lewis continued his impressive preseason performance by claiming 8 rebounds in just 13 minutes.

OCU point guard Chris Brown led the game with 24 points.

The Bulldogs struggled with their opponents in the first half, but never trailed in the game. After scoring the first eight points, State saw two free-throws from OCU's Brown spark a 10-0 run that pulled the game within a point. At the break, MSU led 38-33 half.

**Oklahoma City**

Player	FG	3FG	FT	RB	PF	PT	A	Min
Phillips f	2-8	1-2	0-0	5	1	5	1	34
Williams c	0-4	0-0	0-1	3	4	0	1	14
Brown g	9-23	0-1	6-8	6	3	24	0	36
Graham g	3-6	0-2	0-0	4	1	6	2	34
Bingham g	4-13	2-7	1-1	3	1	11	0	34
Cuevas	0-0	0-0	0-0	1	1	0	1	6
Ennis	0-0	0-0	0-0	0	0	0	0	1
McKnight	1-2	0-0	0-0	0	2	2	1	11
Nicholson	2-3	0-0	0-0	2	2	4	0	14
James	1-3	0-0	0-1	4	3	2	1	16
<b>TOTALS</b>	<b>22-62</b>	<b>3-12</b>	<b>7-11</b>	<b>32</b>	<b>18</b>	<b>54</b>	<b>7</b>	<b>200</b>

**Mississippi State**

Player	FG	3FG	FT	RB	PF	PT	A	Min
Augustus f	6-11	1-6	3-4	5	3	16	0	25
Varnado c	3-6	0-0	2-4	11	1	8	2	27
Johnson g	8-15	6-10	1-1	5	1	23	2	34
Bost g	3-8	2-5	3-3	3	2	11	6	28
Stewart g	3-8	3-7	2-2	5	3	11	2	31
Osby	4-8	1-2	0-0	5	2	9	3	21
Smith	0-2	0-0	0-0	1	3	0	4	14
Parker	0-0	0-0	0-0	0	0	0	0	1
Luczak	0-0	0-0	0-0	1	0	0	0	2
Price	0-0	0-0	0-1	1	0	0	1	1
Lewis	2-4	0-0	0-3	8	2	4	0	13
Bolen	0-1	0-0	0-0	1	0	0	0	3
<b>TOTALS</b>	<b>29-63</b>	<b>13-30</b>	<b>11-14</b>	<b>47</b>	<b>17</b>	<b>82</b>	<b>19</b>	<b>200</b>

Halftime: MSU 38, OCU 33. FG%: MSU 46.0%, OCU 35.5%. 3FG%: MSU 43.3%, OCU 25.0%. FT%: MSU 78.6%, OCU 63.6%. Turnovers: MSU 14 (Varnado, Johnson 3 4), OCU 12 (James 3). Blocked Shots: MSU 6 (Varnado 4), OCU 2 (Phillips, Williams 1). Steals: MSU 3 (Bost 2), OCU 3 (Three with 1). Officials: Tom Eades, Bruce Benedick, James Williams. Attendance: 2,938.

**EXHIBITION 2 — Nov. 7, 2009**

Mississippi State	90
Georgetown College	70

Humphrey Coliseum • 2 p.m.  
Starkville, MS

STARKVILLE, Miss. — Junior forward Kodi Augustus scored 16 points and grabbed 11 rebounds to pace 18th-ranked Mississippi State to a 90-70 win against Georgetown College.

MSU completed its two-game exhibition slate having never trailed in either game.

Augustus connected on 6-of-9 shots from the floor and all three of his free throws. All-SEC senior Jarvis Varnado totaled 17 points, 9 rebounds and 5 blocks.

Also scoring in double-digits were sophomore point guard Dee Bost with 14 points to go along with his 8 assists, while Phil Turner totaled 12 points.

Pacing the game in scoring was Georgetown's Eddie Gray with 19.

State jumped out to an early eight-point lead in the game's first 10 minutes. The Tigers responded with a six-point run capped by two consecutive treys from Vincent Crutcher to pull within two points with 8:50 left in the half. The Bulldogs responded in a big way, finishing the half on a 23-5 run sparked by a Varnado pass resulting in a dunk from Augustus. MSU led 41-22 at the break.

**Georgetown College**

Player	FG	3FG	FT	RB	PF	PT	A	Min
Moses	9-19	0-0	0-0	10	2	18	1	37
Pearson	3-6	0-0	0-0	5	5	6	1	13
Gray	6-11	2-4	5-5	5	2	19	2	37
Walls	1-4	1-4	0-0	1	1	3	0	18
Byron	0-8	0-1	0-0	2	4	0	2	11
Hamilton	0-1	0-1	0-0	1	0	0	0	3
Boggs	1-2	1-1	0-0	0	1	3	1	6
Saxton	4-5	1-2	1-1	2	1	10	2	25
Ferguson	1-4	0-0	3-4	4	4	5	3	19
Crutcher	2-6	2-5	0-0	2	2	6	0	25
Outen	0-0	0-0	0-0	0	3	0	0	6
<b>TOTALS</b>	<b>27-66</b>	<b>7-18</b>	<b>9-10</b>	<b>33</b>	<b>25</b>	<b>70</b>	<b>12</b>	<b>200</b>

**Mississippi State**

Player	FG	3FG	FT	RB	PF	PT	A	Min
Augustus	6-9	1-2	3-3	11	1	16	2	27
Varnado	7-7	0-0	3-5	9	3	17	2	30
Johnson	3-4	1-1	2-3	1	1	9	0	17
Bost	5-10	2-6	2-2	2	2	14	8	32
Stewart	3-10	0-7	2-2	0	0	8	3	31
Osby	1-4	0-0	7-8	3	2	9	0	16
Parker	0-0	0-0	0-0	0	0	0	0	1
Benock	0-1	0-1	0-0	3	1	0	1	13
Luczak	0-0	0-0	0-0	0	0	0	0	1
Turner	3-6	1-2	5-5	3	1	12	0	21
Lewis	2-2	0-0	1-2	0	2	5	0	10
Bolen	0-1	0-0	0-0	0	0	0	1	1
<b>TOTALS</b>	<b>30-53</b>	<b>5-19</b>	<b>25-30</b>	<b>33</b>	<b>13</b>	<b>90</b>	<b>17</b>	<b>200</b>

Halftime: MSU 41, GC 22. FG%: MSU 55.6%, GC 27.3%. 3FG%: MSU 14.3%, GC 30.0%. FT%: MSU 83.3%, GC 100.0%. Turnovers: MSU 17 (Varnado 5), GC 12 (Ferguson, Crutcher 4). Blocked Shots: MSU 6 (Varnado 5), GC 3 (Pearson 2). Steals: MSU 7 (Turner 3), GC 6 (Hamilton 2). Officials: Tony Greene, Mike Nance, Ron Groover. Attendance: 2,995.

**GAME 1 — Nov. 13, 2009**

Rider	88
Mississippi State	74

Humphrey Coliseum • 2 p.m.  
Starkville, MS

STARKVILLE, Miss. — Mississippi State senior Jarvis Varnado collected his 16th career double-double despite the Bulldogs dropping a 88-74 decision to Rider in front of 7,241 fans at Humphrey Coliseum.

Varnado, collected 22 points and 14 rebounds on the night as MSU dropped the opening game of the season for the first time since a 79-76 setback to Louisiana-Lafayette in 2002.

Varnado also tallied seven blocks and scored six of the game's first 11 points to give the Bulldogs an early nine-point advantage.

Dee Bost and Raven Johnson also reached double figures, scoring 14 and 10 points, respectively.

State maintained the lead until the 45-second mark when a Mike Ringgold layup gave Rider a lead that it would never relinquish. Ringgold and Novar Gadson collected 21 points each to lead Rider.

The opener was marred by a Rider squad that went 30-of-59 (50 percent) from the field, including a sizzling 62-percent clip from the 3-point stripe.

**Rider (1-0)**

Player	FG	3FG	FT	RB	PF	PT	A	Min
Ringgold	10-19	0-0	1-4	6	2	21	1	39
Jackson	1-4	0-1	0-0	5	5	2	1	12
Thompson	6-12	4-6	0-2	3	2	16	2	39
Robinson	3-5	2-2	7-9	4	2	15	4	27
Gadson	7-11	2-2	5-7	11	1	21	2	37
Youngblood	0-4	0-2	4-4	3	4	4	2	21
Thompson	1-1	0-0	1-2	4	0	3	1	11
Mansell	2-3	2-3	0-0	0	1	6	0	8
Nd-Ezuma	0-0	0-0	0-0	0	1	0	0	1
Penn	0-0	0-0	0-0	0	1	0	1	5
<b>TOTALS</b>	<b>30-59</b>	<b>10-16</b>	<b>18-28</b>	<b>38</b>	<b>19</b>	<b>88</b>	<b>14</b>	<b>200</b>

**Mississippi State (0-1)**

Player	FG	3FG	FT	RB	PF	PT	A	Min
Augustus	4-9	1-1	0-1	5	4	9	0	15
Varnado	8-8	0-0	6-8	14	3	22	2	36
Johnson	4-11	2-8	0-0	1	1	10	1	29
Bost	3-11	3-6	5-6	2	5	14	7	39
Stewart	2-10	2-7	1-4	3	3	7	3	37
Osby	2-3	0-0	0-0	3	1	4	0	11
Benock	0-2	0-2	0-0	0	0	0	1	4
Turner	3-6	2-3	0-0	5	2	8	1	25
Lewis	0-2	0-0	0-0	1	1	0	0	4
<b>TOTALS</b>	<b>26-62</b>	<b>10-27</b>	<b>12-19</b>	<b>37</b>	<b>20</b>	<b>74</b>	<b>15</b>	<b>200</b>

Halftime: Rider 44, MSU 42. FG%: MSU 41.9%, Rider 50.1%. 3FG%: MSU 37.0%, Rider 62.5%. FT%: MSU 63.2%, Rider 64.3%. Turnovers: MSU 12 (Varnado 4), Rider 6 (Thompson, Gadson 2). Blocked Shots: MSU 9 (Varnado 7), Rider 2 (Ringgold, Gadson 1). Steals: MSU 2 (Bost, Turner 1), Rider 5 (Gadson 3). Officials: Rick Crawford, James Barker, James Williams. Attendance: 7,241.



**GAME 2 — Nov. 19, 2009**

**Mississippi State 82**  
**Southeastern Louisiana 67**

Humphrey Coliseum • 7 p.m.  
 Starkville, MS

STARKVILLE, Miss. — All-SEC center Jarvis Varnado fell just short of his second career triple-double and tied for a game-high 20 points to power Mississippi State to an 82-67 victory against Southeastern Louisiana in Humphrey Coliseum.

Varnado recorded his second-straight 20-point effort and swatted eight shots to go along with his nine rebounds.

Notching the game's only double-double was junior Phil Turner, who had 14 rebounds and 10 points.

Also scoring in double-digits were Ravern Johnson (17), Barry Stewart (13) and Dee Bost (10).

Leading SELU was center Patrick Sullivan, who shot 9-of-21 from the field to score 20 points.

The Bulldogs never trailed and led 41-29 at the break.

In a hard-fought second half, SELU orchestrated a 10-2 run sparked by a Patrick Sullivan layup to close the MSU lead to just 59-51 with 10:43 left. A trey from Bost ended the stretch, and the Bulldogs scored seven-straight capped by a Stewart trey to ice the win.

**Southeastern Louisiana (2-1)**

Player	FG	3FG	FT	RB	PF	PT	A	Min
Marks	2-4	0-0	1-2	6	4	5	3	29
Sullivan	9-21	0-0	2-2	7	3	20	0	35
Hutchin	5-14	4-8	0-0	2	1	14	0	25
Fortenberry	2-7	0-3	0-0	2	2	4	2	28
Patterson	0-0	0-0	2-2	2	2	2	4	18
Jones	3-4	2-3	0-0	2	1	8	2	21
Ndumba	0-1	0-0	0-0	2	2	0	0	13
Forest	2-11	0-3	2-3	4	3	6	0	21
Dixon	3-4	2-3	0-0	1	1	8	1	10
<b>TOTALS</b>	<b>26-66</b>	<b>8-20</b>	<b>7-9</b>	<b>30</b>	<b>19</b>	<b>67</b>	<b>12</b>	<b>200</b>

**Mississippi State (1-1)**

Player	FG	3FG	FT	RB	PF	PT	A	Min
Varnado	6-8	0-0	8-10	9	1	20	1	30
Johnson	7-13	3-6	0-0	3	2	17	0	31
Bost	3-5	2-3	2-5	5	1	10	4	32
Stewart	4-11	1-5	4-4	3	1	13	1	32
Turner	3-12	2-6	2-2	14	1	10	3	34
Osby	2-5	1-2	0-0	4	1	5	1	13
Benock	1-3	0-2	0-0	2	1	2	1	15
Luczak	1-1	1-1	0-0	0	0	3	0	1
Lewis	1-3	0-0	0-0	2	1	2	0	7
Bailey	0-1	0-0	0-0	0	0	0	0	1
Parker	0-0	0-0	0-0	0	0	0	0	1
Price	0-0	0-0	0-0	0	0	0	0	1
<b>TOTALS</b>	<b>28-62</b>	<b>10-25</b>	<b>16-21</b>	<b>47</b>	<b>9</b>	<b>82</b>	<b>12</b>	<b>200</b>

Halftime: MSU 41, SELU 29. FG%: MSU 45.2%, SELU 39.4%. 3FG%: MSU 40.0%, SELU 40.0%. FT%: MSU 76.2%, SELU 77.8%. Turnovers: MSU 13 (Bost, Turner 3), SELU 11 (Sullivan 3). Blocked Shots: MSU 10 (Varnado 8), SELU 7 (Sullivan 3). Steals: MSU 9 (Varnado 3), SELU 5 (Patterson 3). Officials: Ted Valentine, Doug Simons, Carlos Gonzalez. Attendance: 4,544.

**GAME 3 — Nov. 21, 2009**

**Mississippi State 67**  
**Bethune-Cookman 51**

Humphrey Coliseum • 6 p.m.  
 Starkville, MS

STARKVILLE, Miss. — Jarvis Varnado swatted 4 shots to become the SEC's all-time leading shot-blocker as Mississippi State cruised to a 67-51 victory against the Bethune-Cookman Wildcats.

Varnado surpassed Shaquille O'Neals' previous SEC record of 412 and now has batted 413 shots in his career. The all-star senior also recorded 10 points and 10 rebounds for his second double-double in the season's first three games.

Three other Bulldogs also scored 10 points, including senior Barry Stewart, who also handed out 4 assists.

Albert Abrahams registered the game's other double-double for the Wildcats with 15 points and 11 rebounds.

The first half saw several lead changes before two Osby free throws sparked a 10-0 MSU run. The Bulldogs led 31-24 at the half.

State saw BCU quickly close the gap to just 33-30 but responded with an 8-0 run capped by a Varnado layup that put the game out of reach for good. Varnado brought down the SEC's all-time career blocks record with a reject of an Abrahams jumper with 10:20 remaining in the second half.

**Bethune Cookman (1-3)**

Player	FG	3FG	FT	RB	PF	PT	A	Min
Starling	2-3	0-0	0-0	6	1	4	2	24
Adams	0-1	0-0	4-4	0	4	4	0	10
Reed	4-19	1-4	0-0	1	1	9	4	38
Elliott	0-3	0-0	2-2	4	2	2	0	21
Jones	3-7	0-2	0-0	4	0	6	1	22
Thomas	1-3	1-2	0-0	2	1	3	1	23
Abrahams	6-11	0-0	3-5	11	3	15	1	26
Bryant	0-0	0-0	2-2	0	0	2	0	2
Anusionwu	0-0	0-0	0-0	0	1	0	0	2
Dukes	2-4	2-4	0-0	0	2	6	0	16
Williford	0-1	0-0	0-0	1	0	0	0	16
<b>TOTALS</b>	<b>18-52</b>	<b>4-12</b>	<b>11-13</b>	<b>32</b>	<b>15</b>	<b>51</b>	<b>9</b>	<b>200</b>

**Mississippi State (2-1)**

Player	FG	3FG	FT	RB	PF	PT	A	Min
Varnado	4-11	0-0	2-5	10	0	10	2	31
Johnson	4-10	2-6	0-0	2	0	10	0	26
Bost	2-7	2-4	4-4	4	0	10	2	31
Stewart	3-6	2-4	2-2	1	1	10	4	31
Turner	4-7	1-1	0-0	5	3	9	2	22
Osby	2-6	0-2	3-4	6	1	7	3	24
Parker	0-1	0-0	0-0	0	1	0	0	1
Benock	2-4	1-3	0-0	2	0	5	0	19
Luczak	0-0	0-0	0-0	0	1	0	0	1
Price	0-0	0-0	0-0	5	0	0	0	1
Lewis	3-4	0-0	0-0	2	1	6	0	13
<b>TOTALS</b>	<b>24-56</b>	<b>8-20</b>	<b>11-15</b>	<b>37</b>	<b>8</b>	<b>67</b>	<b>13</b>	<b>200</b>

Halftime: MSU 31, BCU 24. FG%: MSU 42.9%, BCU 34.6%. 3FG%: MSU 40.0%, BCU 33.3%. FT%: MSU 73.3%, BCU 84.6%. Turnovers: MSU 13 (Bost 5), BCU 15 (Reed 4). Blocked Shots: MSU 9 (Varnado 4), BCU 4 (Reed 2). Steals: MSU 8 (Johnson, Bost, Turner, Benock 2), BCU 9 (Reed 3). Officials: James Barker, Jeremy Mosier, Chuck Jones. Attendance: 3,721.

**GAME 4 — Nov. 24, 2009**

**Mississippi State 70**  
**Texas-Pan American 55**

Humphrey Coliseum • 7 p.m.  
 Starkville, MS

STARKVILLE, Miss. — For the third time in four games, All-SEC senior Jarvis Varnado registered a double-double as the Mississippi State Bulldogs rode a tight second-half defense to a 75-50 victory against Texas Pan-American.

Varnado totaled 12 points, collected a season-high 15 rebounds and tied a season-high 8 blocks to lead MSU.

Three other Bulldogs scored in double-digits, including sophomore point guard Dee Bost (13), senior Barry Stewart (12) and junior Ravern Johnson (11).

Junior Nick Weiermiller and senior Luis Valera led the Broncs with 8 points each.

While MSU never trailed in the contest, it saw its 25-14 lead with 10 minutes remaining in the first half shrink to just two points with three left before the break. MSU finished on a 9-2 run to go up 42-33 at the break.

The Bulldogs tightened the defense in the second half, allowing just 17 points and scoring 33 of their own. State finished shooting a season-high 52.6 percent from the floor and held the Broncs to just a 29.2 percent effort.

**Texas-Pan American (0-5)**

Player	FG	3FG	FT	RB	PF	PT	A	Min
Valera	4-10	0-0	0-0	5	1	8	0	21
Hearn	2-7	1-2	1-2	4	1	6	2	23
Maree	0-2	0-0	3-4	2	4	3	2	22
Weiermiller	3-10	2-6	0-0	4	0	8	1	30
Smith	2-5	1-4	0-0	5	2	5	1	21
Hawkins	3-9	0-0	1-2	3	3	7	0	16
Urbanus	1-6	1-2	0-0	0	0	3	1	25
Jones	1-4	1-4	0-0	1	0	3	0	10
Seagers	0-2	0-2	0-0	1	0	0	0	2
Hendrix	3-8	1-1	0-0	2	1	7	0	20
Couch	0-1	0-0	0-0	0	2	0	0	18
Trader	0-1	0-0	0-0	1	1	0	0	2
<b>TOTALS</b>	<b>19-65</b>	<b>7-21</b>	<b>5-8</b>	<b>33</b>	<b>15</b>	<b>50</b>	<b>7</b>	<b>200</b>

**Mississippi State (3-1)**

Player	FG	3FG	FT	RB	PF	PT	A	Min
Varnado	6-8	0-0	0-2	15	2	12	1	27
Johnson	4-8	2-5	1-1	3	4	11	0	25
Bost	4-10	2-6	3-3	6	1	13	4	30
Stewart	5-10	2-5	0-0	2	1	12	0	31
Turner	2-5	1-3	0-0	3	2	5	2	22
Osby	3-6	1-2	1-1	2	1	8	2	15
Parker	1-1	0-0	0-0	0	0	2	0	1
Benock	0-0	0-0	0-0	1	0	0	0	12
Luczak	0-0	0-0	0-0	1	0	0	0	2
Price	0-0	0-0	0-0	0	0	0	0	1
Augustus	4-7	1-1	0-0	8	1	9	0	21
Lewis	1-1	0-0	0-0	1	0	2	0	9
Bailey	0-1	0-0	1-4	0	0	1	0	4
<b>TOTALS</b>	<b>30-57</b>	<b>9-22</b>	<b>6-11</b>	<b>45</b>	<b>12</b>	<b>75</b>	<b>9</b>	<b>200</b>

Halftime: MSU 42, TPAU 33. FG%: MSU 52.6%, TPAU 29.2%. 3FG%: MSU 40.9%, TPAU 33.3%. FT%: MSU 54.5%, TPAU 62.5%. Turnovers: MSU 16 (Johnson 5), TPAU 11 (Maree 3). Blocked Shots: MSU 14 (Varnado 8), TPAU 2 (Valera, Hendrix). Steals: MSU 8 (Turner 3), TPAU 6 (Smith 3). Officials: Steve Coleman, Ron Groover, Brian Shey. Attendance: 3,214.

**GAME 5 — Nov. 27, 2009**

Mississippi State	62
Richmond	63

South Padre Convention Center • 5 p.m.  
South Padre Island, TX

SOUTH PADRE ISLAND, Texas — After finding itself down by as many as 14 points to Richmond on numerous occasions in the semifinals of the South Padre Island Invitational, Mississippi State fought back and seemed to take control late in the game.

But with 9.8 seconds remaining and his team trailing by one, Spiders guard Kevin Anderson nailed a 15-foot jumper to lift Richmond to a stunning 63-62 victory.

The loss snapped MSU's three-game winning streak.

Despite putting itself in an early hole, the Bulldogs battled back and closed the gap to 35-32 at the break on a putback by Phil Turner right before time expired.

The Spiders, though, regained the early momentum in the second half and pushed their lead back to 10. But as they did the first half, MSU came storming back.

That persistence paid off with 10:22 left on two free throws by Kodi Augustus that tied the game at 49-apiece. Augustus, who finished with 13 points, later gave the Bulldogs its first lead at 55-53 with two more free throws at the 7:36 mark.

State then built its biggest advantage at 62-57 on a short jumper by Ravern Johnson, who totaled a team-high 15 points.

**Richmond (5-1)**

Player	FG	3FG	FT	RB	PF	PT	A	Min
Gonzalez	3-7	2-5	1-3	4	1	9	4	37
Anderson	5-12	0-3	2-2	4	1	12	3	39
Harper	3-3	2-2	1-2	2	3	9	2	19
Geriot	3-10	1-4	0-0	2	3	7	5	35
Butler	6-10	2-4	5-5	4	4	19	0	34
Garrett	0-0	0-0	0-0	1	5	0	0	7
Duinker	1-1	1-1	2-2	1	2	5	0	8
Smith	1-1	0-0	0-0	2	3	2	0	21
<b>TOTALS</b>	<b>22-44</b>	<b>8-19</b>	<b>11-14</b>	<b>24</b>	<b>22</b>	<b>63</b>	<b>16</b>	<b>200</b>

**Mississippi State (3-2)**

Player	FG	3FG	FT	RB	PF	PT	A	Min
Varnado	2-6	0-0	4-4	6	4	8	0	23
Johnson	6-11	3-6	0-0	6	1	15	1	31
Bost	1-7	1-5	2-4	3	3	5	4	35
Stewart	4-10	4-6	1-2	3	1	13	0	35
Turner	2-8	0-3	0-0	9	0	4	2	23
Augustus	2-7	1-2	8-8	6	4	13	0	25
Osby	1-1	0-0	2-4	1	1	4	0	8
Benock	0-3	0-3	0-1	1	0	0	0	10
Lewis	0-0	0-0	0-0	2	2	0	0	6
Bailey	0-1	0-0	0-0	0	1	0	0	4
<b>TOTALS</b>	<b>18-54</b>	<b>9-25</b>	<b>17-23</b>	<b>41</b>	<b>15</b>	<b>62</b>	<b>10</b>	<b>200</b>

Halftime: MSU 32, Richmond 35. FG%: MSU 33.3%, Richmond 50.0%. 3FG%: MSU 36.0%, Richmond 42.1%. FT%: MSU 73.9%, Richmond 78.6%. Turnovers: MSU 13 (Stewart 5), Richmond 13 (Geriot, Garrett 3). Blocked Shots: MSU 1 (Varnado 1), Richmond 1 (Smith 1). Steals: MSU 0, Richmond 5 (Anderson 3). Officials: Bill Gracey, Larry Spaulding, Brent Dugas. Attendance: 585.

**GAME 6 — Nov. 28, 2009**

Mississippi State	69
Old Dominion	55

South Padre Convention Center • 4:30 p.m.  
South Padre Island, TX

SOUTH PADRE ISLAND, Texas — Sophomore point guard Dee Bost tied career highs with 25 points and six made treys to help the Mississippi State Bulldogs to a 69-55 victory against the Old Dominion Monarchs to claim the consolation game of the South Padre Island Invitational.

Bost drained 6 of his 9 three-point attempts, grabbed four rebounds and handed out four assists.

After dislocating his finger twice in the first half, all-SEC senior Jarvis Varnado saw just 19 minutes of action but shot 6-of-7 from the field to score 15 points and claim six rebounds. Fellow senior Barry Stewart and junior Kodi Augustus each contributed 10 points to wrap up four Bulldogs in double digits.

Senior forward Gerald Lee led ODU with 20 points on 9-of-14 shooting.

The Monarchs scored the game's first four points and the Bulldogs saw a back-and-forth first half. State built a 30-18 lead before ODU pulled the lead to 36-28 by halftime.

Despite seeing its lead drop to just 50-47 with 10:47 remaining, Mississippi State never trailed in the second half. MSU reeled off a 14-3 run and led 64-50 with under a minute to go.

**Old Dominion (4-2)**

Player	FG	3FG	FT	RB	PF	PT	A	Min
James	3-11	3-6	0-0	3	3	9	3	27
Lee	9-15	0-0	2-2	3	4	20	0	26
Hassell	2-6	0-0	0-0	2	4	4	1	24
Neely	1-5	1-4	0-0	3	2	3	3	25
Finney	3-7	1-4	3-4	6	2	10	3	32
Wright	0-0	0-0	0-0	0	0	0	0	2
Iliadis	1-2	0-1	0-0	0	1	2	0	4
Cooper	0-1	0-0	0-0	2	1	0	0	11
De Lancey	2-2	0-0	0-0	0	0	4	3	13
Bazemore	1-3	0-1	1-2	1	4	3	1	20
Carter	0-6	0-2	0-0	5	2	0	0	16
<b>TOTALS</b>	<b>22-58</b>	<b>5-18</b>	<b>6-8</b>	<b>33</b>	<b>23</b>	<b>55</b>	<b>14</b>	<b>200</b>

**Mississippi State (4-2)**

Player	FG	3FG	FT	RB	PF	PT	A	Min
Varnado	6-7	0-0	3-5	6	2	15	0	19
Johnson	2-6	2-5	0-0	3	0	6	3	26
Bost	8-13	6-9	3-4	4	0	25	4	37
Stewart	3-10	1-7	3-3	3	1	10	3	34
Turner	1-2	0-1	0-0	6	1	2	0	26
Augustus	1-4	0-1	8-8	7	3	10	2	24
Osby	0-1	0-0	1-2	1	2	1	0	14
Benock	0-0	0-0	0-0	0	0	0	0	10
Lewis	0-1	0-0	0-0	0	0	0	0	4
Bailey	0-1	0-0	0-1	0	1	0	0	6
<b>TOTALS</b>	<b>21-45</b>	<b>9-23</b>	<b>18-23</b>	<b>33</b>	<b>10</b>	<b>69</b>	<b>12</b>	<b>200</b>

Halftime: MSU 36, OD 28. FG%: MSU 46.7%, OD 37.9%. 3FG%: MSU 39.1%, OD 27.8%. FT%: MSU 78.3%, OD 75.0%. Turnovers: MSU 11 (Benock 3), OD 10 (James, Lee, 3). Blocked Shots: MSU 5 (Varnado 5), OD 0. Steals: MSU 3 (Augustus 2), OD 5 (5 players with 1). Officials: Brent Dugas, Brad Batt, Darren George. Attendance: 543.

**GAME 7 — Dec. 5, 2009**

Mississippi State	105
St. Bonaventure	53

Humphrey Coliseum • 1 p.m.  
Starkville, MS

STARKVILLE, Miss. — All-SEC senior Jarvis Varnado scored 14 points to become the 31st member of Mississippi State's 1,000-point club en route to a 105-53 victory against St. Bonaventure.

Varnado also claimed eight rebounds, four blocks and three steals. The 52-point win tied the largest margin of victory for a Rick Stansbury-coached team.

The Bonnies entered the game atop the national rankings in field-goal percentage (55.1), but hit just 23-of-69 shots.

Conversely, SBU's opponents were averaging just 57.0 points per game, but State had racked up 56 by halftime and nearly doubled that mark.

Mississippi State also tied the all-time school record of 16 three-pointers made after shooting 16-of-28 from long-range. MSU outrebounded its opponent for the fifth time this season, 44-31.

For the fourth time this season, at least four Bulldog players recorded double-digit scoring, as five State players did Saturday. Ravern Johnson had a season-high 18 points, while Dee Bost totaled 17 to go along with his eight rebounds and seven assists. Kodi Augustus had 17 points and Barry Stewart poured in 13.

**St. Bonaventure (4-3)**

Player	FG	3FG	FT	RB	PF	PT	A	Min
Cook	1-4	0-0	0-1	1	1	2	0	18
Nicholson	2-12	0-0	0-0	5	1	4	0	24
Matthews	2-7	1-3	0-0	0	1	5	1	25
Hall	1-3	0-0	0-0	2	2	2	1	20
Eleby	4-11	0-1	2-2	7	2	10	3	26
Adegboye	5-12	1-3	2-2	0	1	13	1	32
Conger	1-5	0-1	0-0	4	0	2	1	14
Leonard	0-3	0-1	0-2	1	0	0	0	4
Davenport	3-6	0-1	0-0	0	1	6	0	13
Simmons	2-4	0-1	1-2	6	5	5	0	11
Roseboro	2-2	0-0	0-0	2	4	4	0	13
<b>TOTALS</b>	<b>23-69</b>	<b>2-11</b>	<b>5-9</b>	<b>31</b>	<b>18</b>	<b>53</b>	<b>7</b>	<b>200</b>

**Mississippi State (5-2)**

Player	FG	3FG	FT	RB	PF	PT	A	Min
Augustus	4-5	3-4	6-8	5	1	17	1	24
Varnado	5-7	0-0	4-5	8	1	14	1	21
Johnson	7-11	4-6	0-0	5	0	18	3	24
Bost	6-9	5-7	0-0	8	4	17	7	24
Stewart	6-12	1-5	0-0	4	2	13	7	33
Osby	2-3	0-0	1-3	5	1	5	0	17
Parker	0-2	0-1	0-0	0	1	0	0	3
Benock	3-4	3-4	0-0	0	0	9	5	16
Luczak	0-0	0-0	0-0	0	1	0	0	3
Price	0-0	0-0	0-0	2	0	0	0	2
Turner	2-5	0-1	1-1	0	3	5	1	18
Lewis	2-4	0-0	3-4	5	0	7	0	15
<b>TOTALS</b>	<b>37-62</b>	<b>16-28</b>	<b>15-21</b>	<b>44</b>	<b>14</b>	<b>105</b>	<b>25</b>	<b>200</b>

Halftime: MSU 56, DBU 22. FG%: MSU 59.7%, SBU 33.3%. 3FG%: MSU 57.1%, SBU 18.2%. FT%: MSU 71.4%, SBU 55.6%. Turnovers: MSU 11 (Osby 3), SBU 12 (Eleby 4). Blocked Shots: MSU 10 (Varnado 4), SBU 4 (Simmons 3). Steals: MSU 7 (Varnado 3), SBU 5 (5 players with 1). Officials: Gary Maxwell, Tracy Woodson, Frank Scagliotta. Attendance: 3,344.

**GAME 8 — DEC. 10, 2009**

Mississippi State	76
DePaul	45

St. Pete Times, Forum • 5:30 p.m.  
Tampa, FL

TAMPA, Fla. — Mississippi State's second participation in the SEC/Big East Challenge turned out much better as it cruised to a 76-45 victory against DePaul at the St. Pete Times Forum.

MSU also continued its magic in the Forum, the same venue where it captured the 2009 SEC Tournament.

For MSU, Kodi Augustus started things by hitting back-to-back 3-point baskets. Those shots were certainly a tone-setter for the evening. After tying a school-record with 16 3-point baskets against St. Bonaventure, the Bulldogs followed that up with nine of their 12 3s in the first half.

In the first 20 minutes, State also got four trays from Ravern Johnson, as well as single 3-point baskets from Romero Osby and Dee Bost. The Bulldogs did not get their first 2-point basket in the first half until a Romero Osby basket at 1:37.

Johnson paced MSU's offensive attack with 14 points. Also in double figures were Osby with 13, followed by Stewart and Varnado with 12 points and Augustus with 11. Varnado also had a team-high 14 rebounds to become the seventh Bulldog to pull down 800-career boards.

**DePaul (5-3)**

Player	FG	3FG	FT	RB	PF	PT	A	Min
Hill	3-9	1-1	0-2	4	4	7	0	29
Stulu	1-2	1-2	0-0	4	4	3	0	14
Wallace	7-16	0-0	1-5	2	3	15	0	27
Kelly	1-3	1-2	0-0	2	2	3	1	24
Walker	5-21	2-8	0-0	4	1	12	1	36
Bizoukas	1-4	0-1	3-3	1	2	5	0	23
Stovall	0-6	0-2	0-0	1	1	0	3	16
Rogers	0-0	0-0	0-0	1	0	0	1	6
Belcaster	0-0	0-0	0-0	0	0	0	0	1
Freeland	0-0	0-0	0-0	0	0	0	0	3
Faber	0-1	0-0	0-0	0	2	0	0	11
Siggins	0-2	0-2	0-0	2	0	0	0	10
<b>TOTALS</b>	<b>18-64</b>	<b>5-18</b>	<b>4-10</b>	<b>36</b>	<b>19</b>	<b>45</b>	<b>6</b>	<b>200</b>

**Mississippi State (6-2)**

Player	FG	3FG	FT	RB	PF	PT	A	Min
Augustus	3-4	2-3	3-3	3	2	11	0	17
Varnado	4-5	0-0	4-6	14	0	12	0	26
Johnson	5-8	4-6	0-0	3	2	14	0	22
Bost	1-6	1-4	1-2	3	2	4	4	30
Stewart	3-10	2-4	4-5	3	2	12	2	30
Osby	4-9	1-3	4-4	7	0	13	1	17
Parker	0-0	0-0	0-0	1	0	0	0	1
Benock	2-5	2-5	0-0	2	0	6	1	20
Luczak	0-0	0-0	0-0	1	1	0	0	2
Price	1-1	0-0	0-0	0	0	2	0	1
Turner	1-6	0-4	0-0	5	0	2	5	20
Lewis	0-1	0-0	0-2	4	3	0	0	14
<b>TOTALS</b>	<b>24-55</b>	<b>12-29</b>	<b>16-22</b>	<b>49</b>	<b>12</b>	<b>76</b>	<b>13</b>	<b>200</b>

Halftime: MSU 35, DU 15. FG%: MSU 43.6%, DU 28.1%. 3FG%: MSU 41.4%, DU 27.8%. FT%: MSU 72.7%, DU 40.0%. Turnovers: MSU 17 (Bost 5), DU 12 (Wallace, Kelly 3). Blocked Shots: MSU 7 (Varnado 3), DU 1 (Hill). Steals: MSU 6 (Turner 2), DU 10 (Wallace 3). Officials: Tony Greene, Mike Kitts, Doug Shows. Attendance: 9,353.

**GAME 9 — DEC. 12, 2009**

Mississippi State	72
UCLA	54

Honda Center • 3:30 p.m.  
Anaheim, CA

ANAHEIM, Calif. — Mississippi State completed its coast-to-coast road swing with another impressive basketball victory Saturday, a 72-54 romp over UCLA at the 16th annual John R. Wooden Classic played in the Honda Center.

For a second straight game, the Bulldogs started strong and were never tied or behind in the contest. Ravern Johnson scored a 2-point basket and Barry Stewart drilled a 3-point basket, leading to a quick 5-0 lead.

Three-point baskets by Stewart and Ravern Johnson sparked an 8-0 run as MSU sprinted to a 17-7 advantage. The Bulldogs kept up the defensive pressure, forcing a pair of turnovers to again spark a 9-0 run. A putback by Johnson capped that run, giving the Bulldogs a 32-14 advantage with 5:23 left in the opening half.

MSU kept the early offensive momentum it had established and eased into a halftime with a 40-19 advantage.

In the second half, MSU kept the rhythm. Another 3-point basket by Johnson capped a half-opening 5-0 run as the Bulldogs built a 45-19 advantage. The Bulldogs held a 20-plus point lead for the opening 10 minutes of the final half.

**Mississippi State (7-2)**

Player	FG	3FG	FT	RB	PF	PT	A	Min
Augustus	3-5	1-2	0-1	2	2	7	0	22
Varnado	5-11	0-0	3-6	11	2	13	0	34
Johnson	12-15	5-8	0-0	7	0	29	0	31
Bost	0-6	0-4	2-2	6	1	2	7	34
Stewart	2-11	2-7	0-0	2	1	6	4	37
Osby	1-1	0-0	0-0	2	0	2	0	8
Parker	0-0	0-0	0-1	0	0	0	0	1
Benock	1-2	1-1	0-0	1	0	3	0	8
Luczak	0-0	0-0	0-0	0	0	0	0	1
Price	0-0	0-0	0-0	0	0	0	0	1
Turner	2-6	0-2	2-2	3	1	6	0	17
Lewis	2-2	0-0	0-2	1	1	4	0	6
<b>TOTALS</b>	<b>28-59</b>	<b>9-24</b>	<b>7-12</b>	<b>39</b>	<b>8</b>	<b>72</b>	<b>11</b>	<b>200</b>

**UCLA (2-6)**

Player	FG	3FG	FT	RB	PF	PT	A	Min
Nelson	1-5	0-0	3-6	8	0	5	1	25
Dragovic	0-9	0-5	0-0	1	2	0	1	29
Lee	6-13	1-4	3-6	6	1	16	2	36
Anderson	2-4	0-0	0-0	2	3	4	3	25
Roll	7-14	3-6	0-0	6	2	17	2	32
Moser	1-2	0-1	0-0	1	2	2	1	4
Trapani	0-1	0-1	0-0	0	0	0	0	1
Keefe	0-0	0-0	0-0	1	2	0	0	5
Lane	0-0	0-0	0-0	0	0	0	1	8
Morgan	2-5	0-0	0-0	3	0	4	0	14
Honeycutt	3-10	0-3	0-1	8	1	6	1	21
<b>TOTALS</b>	<b>22-63</b>	<b>4-20</b>	<b>6-13</b>	<b>41</b>	<b>13</b>	<b>54</b>	<b>12</b>	<b>200</b>

Halftime: MSU 40, UCLA 19. FG%: MSU 47.5%, UCLA 34.9%. 3FG%: MSU 37.5%, UCLA 20.0%. FT%: MSU 58.3%, UCLA 46.2%. Turnovers: MSU 12 (Bost 3), UCLA 10 (Honeycutt 3). Blocked Shots: MSU 8 (Varnado 7), UCLA 1 (Morgan). Steals: MSU 5 (Turner 3), UCLA 7 (Nelson 2). Officials: Mike Stuart, Mike Nance, Doug Simmons. Attendance: 13,043.

**GAME 10 — DEC. 16, 2009**

Mississippi State	80
Wright State	69

Humphrey Coliseum • 6 p.m.  
Starkville, MS

STARKVILLE, Miss. — Barry Stewart found his stroke to the tune of a season-high 21 points to lift Mississippi State to its fifth-straight victory, an 80-69 win against Wright State.

Stewart brought down season-highs in both field goals (8) and treys (5) and added 3 rebounds.

Leading the SEC in field-goal shooting, all-SEC senior Jarvis Varnado added 17 points on 6-of-6 shooting to go along with his six blocks.

Junior Ravern Johnson's 13 points and sophomore forward Romero Osby's 10 rounded out State scorers in double digits. Sophomore point guard Dee Bost handed out a career-high 11 assists.

Wright State's Troy Tabler recorded a game-high 22 points on 6-of-12 shooting from behind the arc.

The first half was one of several runs as MSU took a 43-31 lead into halftime.

The two teams combined for five-straight made treys out of the break, but the Raiders could never shrink the lead to less than nine the remainder of the game.

MSU drained a season-high 63.0 percent of their shots, the fourth-best mark of any team under Stansbury's tenure.

**Wright State (6-4)**

Player	FG	3FG	FT	RB	PF	PT	A	Min
Cooperwood	2-6	0-3	0-0	4	4	4	0	26
Thomas	5-8	4-6	0-0	1	1	14	0	24
Tabler	7-13	6-12	2-2	3	1	22	4	37
Brown	4-17	2-6	2-2	4	1	12	4	39
Duggins	4-11	2-6	0-0	1	1	10	4	39
Land	1-4	0-1	2-2	4	4	4	1	15
Darkwa	0-0	0-0	0-0	1	0	0	0	1
Grote	0-6	0-1	2-2	4	2	2	1	14
Cartham	0-0	0-0	0-0	0	1	0	0	3
Kock	0-1	0-1	1-2	1	0	1	0	2
<b>TOTALS</b>	<b>23-66</b>	<b>14-36</b>	<b>9-10</b>	<b>28</b>	<b>15</b>	<b>69</b>	<b>14</b>	<b>200</b>

**Mississippi State (8-2)**

Player	FG	3FG	FT	RB	PF	PT	A	Min
Augustus	1-4	1-4	2-2	5	1	5	1	27
Varnado	6-6	0-0	5-8	8	1	17	0	30
Johnson	5-7	3-4	0-0	5	1	13	1	32
Bost	3-9	1-5	0-0	6	1	7	11	33
Stewart	8-11	5-7	0-0	3	2	21	1	33
Osby	4-4	2-2	0-0	2	0	10	0	9
Parker	0-0	0-0	0-0	0	0	0	0	1
Benock	0-0	0-0	0-0	0	4	0	1	11
Luczak	0-0	0-0	0-0	0	0	0	0	1
Price	0-0	0-0	0-0	0	0	0	0	1
Turner	0-3	0-3	3-4	1	2	3	1	16
Lewis	2-2	0-0	0-0	2	0	4	0	5
Riek	0-0	0-0	0-0	0	0	0	0	1
<b>TOTALS</b>	<b>29-46</b>	<b>12-25</b>	<b>10-14</b>	<b>34</b>	<b>12</b>	<b>80</b>	<b>16</b>	<b>200</b>

Halftime: MSU 43, WSU 31. FG%: MSU 63.0%, WSU 34.8%. 3FG%: MSU 48.0%, WSU 38.9%. FT%: MSU 71.4%, WSU 90.0%. Turnovers: MSU 18 (Bost, Osby 4), WSU 10 (Tabler 4). Blocked Shots: MSU 13 (Varnado 6), WSU 0. Steals: MSU 5 (Augustus, Stewart 2), WSU 7 (Cooperwood 2). Officials: Tom Eades, Jamie Luckie, Tracy Woodson. Attendance: 4,721.



**GAME 11 — DEC. 19, 2009**

Mississippi State	70
Houston	64

Hofheinz Pavilion • 1 p.m.  
Houston, TX

HOUSTON, Texas — Mississippi State scored the final six points of the game en route to a come-from-behind 70-64 win at Houston.

Barry Stewart hit a 4-foot jump shot with 34 seconds left to break a 64-all tie. The Cougars then were denied on their next possession with Jarvis Varnado grabbing the rebound. On the other end, Varnado hit a pair of free throws before slamming the door shut on the Cougars with his fifth blocked shot. Ravern Johnson came away with possession and hit two free throws to secure the win.

Houston entered the contest averaging better than 86 points per game - good for fifth in the nation. However, the Cougars found the going tough against the MSU defense. Houston only shot 31 percent.

In the opening half, Houston started strong, taking a 21-13 advantage midway through. But MSU turned up the defensive pressure to make it 34-all at the half. MSU sprinted to its largest lead by scoring the first nine points of the second half. UH did not score for the first 4:44 of the final half. After a 3-point basket by Kodi Augustus gave MSU a 43-34 lead, Houston responded with an 8-0 run of its own.

State still maintained the lead until a putback by Kelvin Lewis put Houston on top 53-52 with 6:49 left in the contest.

**Mississippi State (9-2)**

Player	FG	3FG	FT	RB	PF	PT	A	Min
Augustus	3-8	1-2	0-0	16	2	7	0	20
Varnado	3-11	0-0	7-17	17	3	13	0	34
Johnson	5-14	3-10	2-2	4	1	15	1	38
Bost	4-9	2-4	5-5	6	0	15	6	38
Stewart	6-12	1-4	1-2	5	3	14	0	37
Osby	0-0	0-0	0-0	1	1	0	0	2
Benock	0-0	0-0	0-0	2	3	0	1	6
Turner	1-3	1-2	2-2	4	1	5	0	21
Lewis	0-0	0-0	1-2	1	0	1	0	4
<b>TOTALS</b>	<b>22-57</b>	<b>8-22</b>	<b>18-30</b>	<b>59</b>	<b>14</b>	<b>70</b>	<b>8</b>	<b>200</b>

**Houston (5-3)**

Player	FG	3FG	FT	RB	PF	PT	A	Min
Van Slyke	1-5	1-2	0-0	3	4	3	1	9
Lewis	7-17	4-10	0-0	4	3	18	0	39
Wade	0-4	0-1	0-0	3	1	0	6	33
A. Coleman	10-31	3-8	5-11	12	1	28	2	40
Brown	1-11	1-7	0-0	1	0	3	1	31
S. Coleman	0-1	0-1	0-0	0	4	0	0	3
Nixon	2-4	1-2	0-1	0	3	5	0	15
McNeil	2-3	0-0	0-0	4	1	4	0	8
Haywood	0-0	0-0	0-0	0	1	0	0	1
Broughton	1-1	0-0	1-2	6	5	3	1	18
Washington	0-0	0-0	0-0	0	0	0	0	3
<b>TOTALS</b>	<b>24-77</b>	<b>10-31</b>	<b>6-14</b>	<b>39</b>	<b>23</b>	<b>64</b>	<b>11</b>	<b>200</b>

Halftime: MSU 34, UH 34. FG%: MSU 38.6%, UH 31.2%. 3FG%: MSU 36.4%, UH 32.3%. FT%: MSU 60.0%, UH 42.9%. Turnovers: MSU 19 (Bost 7), UH 6 (Lewis 2). Blocked Shots: MSU 6 (Varnado 5), UH 0. Steals: MSU 5 (Bost 2), UH 7 (three with 3). Officials: Gary Maxwell, Patrick Adams, Lee Cassell. Attendance: 3,422.

**GAME 12 — DEC. 22, 2009**

Mississippi State	88
Centenary	51

Mississippi Coliseum • 7 p.m.  
Jackson, MS

JACKSON, Miss. — Mississippi State dominated once again in the state capital behind Ravern Johnson's 20 points en route to 88-51 victory against the Centenary Gents at Mississippi Coliseum.

The Bulldogs also got excellent play from its bench, which contributed a season-high 31 points.

Junior Riley Benock led the bench with 9 points on 3-of-3 shooting from beyond the arc, while Johnson matched his season high with 5 three-pointers. Senior Barry Stewart and sophomore Dee Bost accumulated 14 points, 5 assists and 10 points, 6 assists respectively.

Mississippi State struggled in the game's first five minutes, as the Gents managed to lead 7-6 on a Tubner jumper at the 15:36 mark. A Benock trey sparked the Bulldogs to an 11-2 run midway through the half, and Johnson completed a four-point play to close out a 46-27 MSU advantage entering halftime.

The Bulldogs never looked back and continued to stretch the lead throughout the second frame. Freshman John Riek recorded the first points of his career at the 11:09 mark and finished with 6 points.

**Centenary (4-7)**

Player	FG	3FG	FT	RB	PF	PT	A	Min
Marseille	1-5	0-1	1-4	4	0	3	2	24
Bonham	2-2	1-1	1-2	0	2	6	1	18
Tubner	4-10	1-2	0-0	1	0	9	1	28
Perez	4-10	1-3	0-0	3	0	9	2	28
Starring	1-8	1-2	0-0	5	2	3	1	27
Davis	1-1	1-1	2-2	2	0	5	0	4
Marciel	0-2	0-1	2-2	3	3	2	0	18
Sims	2-10	0-3	0-0	3	4	4	0	16
Swartz	3-6	1-2	1-2	4	0	8	1	18
Trotman	1-1	0-0	0-0	1	1	2	0	5
Nakwaasah	0-4	0-3	0-0	3	2	0	2	14
<b>TOTALS</b>	<b>19-59</b>	<b>6-19</b>	<b>7-12</b>	<b>29</b>	<b>14</b>	<b>51</b>	<b>10</b>	<b>200</b>

**Mississippi State (10-2)**

Player	FG	3FG	FT	RB	PF	PT	A	Min
Augustus	2-6	0-1	1-2	5	3	5	3	23
Varnado	2-5	0-0	4-4	9	1	8	1	24
Johnson	6-11	5-8	3-3	3	0	20	0	23
Bost	4-7	2-4	0-0	6	1	10	6	27
Stewart	5-10	2-6	2-5	4	3	14	5	33
Osby	3-5	2-3	0-0	2	2	8	0	17
Parker	0-1	0-1	0-0	0	0	0	0	3
Benock	3-3	3-3	0-0	1	0	9	2	15
Luczak	0-0	0-0	0-0	0	0	0	0	3
Price	0-2	0-0	0-0	0	0	0	0	2
Turner	2-6	0-1	2-2	4	1	6	3	14
Lewis	1-1	0-0	0-0	1	0	2	0	8
Riek	2-3	0-0	2-2	7	1	6	0	8
<b>TOTALS</b>	<b>30-60</b>	<b>14-27</b>	<b>14-18</b>	<b>44</b>	<b>12</b>	<b>88</b>	<b>20</b>	<b>200</b>

Halftime: MSU 47, Cent 27. FG%: MSU 50.0%, Cent 32.2%. 3FG%: MSU 51.9%, Cent 31.6%. FT%: MSU 77.8%, Cent 58.3%. Turnovers: MSU 10 (Riek 3), Cent 11 (Starring, Sims 2). Blocked Shots: MSU 9 (Varnado 4), Cent 4 (Four with four). Steals: MSU 5 (Bost and Turner 2), Cent 7 (Marseille, Nakwaasah). Officials: Tony Greene, Pat Adams, John Hampton. Attendance: 5,502.

**GAME 13 — DEC. 28, 2009**

Mississippi State	73
Mississippi Valley State	45

Humphrey Coliseum • 7 p.m.  
Starkville, MS

STARKVILLE, Miss. — Mississippi State showed no post-Christmas Day rust, rolling past Mississippi Valley State 73-45.

The Bulldogs closed out the home portion of their non-conference slate by winning an eighth straight game.

After a sluggish start, the Bulldogs broke away from an 8-8 tie with a 15-4 run. Back-to-back 3-point baskets from Barry Stewart and Phil Turner punctuated that run. Ravern Johnson also hit a trey during the spree, while defensively MSU received a steal from Riley Benock and a pair of blocks from Jarvis Varnado.

The outside shooting of MVSU's Shannon Behling kept the Delta Devils in the contest early. The Bulldogs ended the half with a 9-0 run to take a 41-22 advantage at the intermission.

The hosts stretched that run to 19-0 by scoring the first 10 points of the game's final half. After going the 3:48 of the half without a point, the Delta Devils could get no closer than a 25 point deficit the remainder of the way.

Johnson paced the MSU offensive attack with 22 points, including a 5-of-10 night from 3-point range.

MVSU was led by Behling's 16 points.

**Mississippi Valley State (11-12)**

Player	FG	3FG	FT	RB	PF	PT	A	Min
Donald	1-2	0-0	0-0	4	1	2	0	11
Studivant	2-7	0-0	0-2	2	1	4	0	12
Cheeks	0-6	0-3	0-0	9	2	0	3	30
Behling	7-20	2-6	0-0	14	3	16	1	37
Burwell	2-5	2-3	0-0	1	4	6	1	38
Mack	0-1	0-1	0-0	0	0	0	0	2
Lamb	1-3	0-2	0-0	1	0	2	1	15
Cox	1-1	0-0	1-1	2	0	3	0	13
M. Holmes	0-3	0-1	0-0	4	2	0	0	13
J. Holmes	5-14	0-3	2-5	3	3	12	0	29
<b>TOTALS</b>	<b>19-62</b>	<b>4-19</b>	<b>3-8</b>	<b>45</b>	<b>16</b>	<b>45</b>	<b>6</b>	<b>200</b>

**Mississippi State (11-2)**

Player	FG	3FG	FT	RB	PF	PT	A	Min
Augustus	2-10	2-6	1-3	4	1	7	3	29
Varnado	3-4	0-0	4-4	7	4	10	2	20
Johnson	8-15	5-10	1-3	4	0	22	0	29
Bost	2-12	1-7	0-0	5	0	5	7	36
Stewart	4-9	2-5	1-2	5	1	11	2	25
Parker	0-0	0-0	0-0	0	0	0	0	1
Benock	0-1	0-1	0-0	0	0	0	0	18
Luczak	0-0	0-0	0-0	0	0	0	0	1
Price	0-2	0-0	0-0	0	0	0	0	1
Turner	3-5	2-4	4-4	8	1	12	2	19
Lewis	1-2	0-0	0-0	1	1	2	0	10
Riek	1-3	0-0	2-4	5	2	4	0	11
<b>TOTALS</b>	<b>24-61</b>	<b>12-33</b>	<b>13-20</b>	<b>44</b>	<b>10</b>	<b>73</b>	<b>16</b>	<b>200</b>

Halftime: MSU 41, MVSU 22. FG%: MSU 39.3%, MVSU 30.6%. 3FG%: MSU 36.4%, MVSU 21.1%. FT%: MSU 65.0%, MVSU 37.5%. Turnovers: MSU 4 (Four with 4), MVSU 13 (Behling, Burwell 3). Blocked Shots: MSU 12 (Varnado 7), MVSU 1 (Studivant). Steals: MSU 10 (Bost 3), MVSU 1 (Behling). Officials: Joe Lindsey, Bert Smith, Brent Baranky. Attendance: 5,421.

**GAME 14 — DEC. 19, 2009**

Mississippi State	70
Houston	64

Jenny Craig Pavilion • 1 p.m.  
San Diego, CA

SAN DIEGO, Calif. — Jarvis Varnado scored 23 points and pulled down a career-high 17 rebounds Mississippi State defeated San Diego 77-68.

Varnado gathered 17 rebounds for the third time in his career - matching his output earlier this year in a road win at Houston and last year in a home win over LSU. For the Bulldog senior, it was his seventh double double of the season and 22nd of his standout career. The 23 point night - highlighted by a 7-of-7 night at the free throw line - marked a new season-high.

M-State closes out 2009 with its ninth straight victory.

MSU fell behind early as the Bulldogs missed six of their first seven shots from the field. Despite the early struggles the deficit was never more than five points. Trailing 20-16, the Bulldogs finally found a rhythm, ripping off a 10-0 run.

A Wendell Lewis dunk capped that run, placing the Bulldogs ahead 26-20. MSU would not trail for the remainder of the contest. Thanks to the final of three first-half 3-point baskets from Kodi Augustus and eight first-half rebounds from Jarvis Varnado, the Bulldogs were able to stretch the lead.

Brandon Johnson led USD with 31 points.

**Mississippi State (12-2)**

Player	FG	3FG	FT	RB	PF	PT	A	Min
Augustus	6-8	3-3	2-5	2	2	17	1	24
Varnado	8-9	0-0	7-7	17	3	23	1	27
Johnson	3-5	2-3	2-4	3	1	10	0	37
Bost	3-10	0-2	4-6	3	0	10	3	36
Stewart	1-6	0-2	0-0	0	3	2	4	31
Osby	0-0	0-0	2-2	2	1	2	0	3
Benock	0-1	0-1	0-0	1	3	0	1	15
Turner	3-7	1-3	2-2	2	1	9	0	17
Lewis	2-2	0-0	0-0	2	0	4	0	10
<b>TOTALS</b>	<b>26-48</b>	<b>6-14</b>	<b>19-26</b>	<b>35</b>	<b>20</b>	<b>77</b>	<b>10</b>	<b>200</b>

**San Diego (6-9)**

Player	FG	3FG	FT	RB	PF	PT	A	Min
Lewis	3-3	2-2	0-0	9	3	8	2	24
Mafra	6-13	0-0	2-4	5	5	14	1	22
Johnson	8-16	3-7	12-15	3	1	31	2	36
Dorr	1-2	0-1	2-2	1	4	4	2	33
Jackson	2-12	1-7	0-0	0	1	5	1	30
Ginty	0-1	0-0	1-2	2	1	1	1	20
McCollum	0-3	0-0	0-0	0	0	0	0	4
Crescencio	0-1	0-0	1-2	2	1	1	0	9
Rancifer	1-1	0-0	0-0	0	1	2	0	9
Houston	1-5	0-0	0-0	4	4	2	0	13
<b>TOTALS</b>	<b>22-57</b>	<b>6-17</b>	<b>18-25</b>	<b>29</b>	<b>21</b>	<b>68</b>	<b>9</b>	<b>200</b>

Halftime: MSU 38, USD 30. FG%: MSU 54.2%, USD 38.6%. 3FG%: MSU 42.9%, USD 35.3%. FT%: MSU 73.1%, USD 72.0%. Turnovers: MSU 17 (Augustus, Bost, Stewart 4), USD 12 (Johnson 3). Blocked Shots: MSU 4 (Varnado 2), USD 2 (Jackson, Rancifer 1). Steals: MSU 5 (Bost 2), USD 6 (Johnson 4). Officials: Tom Wood, Michael Greenstein, Steven Espinoza. Attendance: 3,422.

**GAME 15 — JAN. 4, 2010**

Western Kentucky	55
Mississippi State	52

E.A. Diddle Arena • 8 p.m.  
Bowling Green, KY

BOWLING GREEN, Ky. — A furious rally came up short as the Mississippi State Bulldogs dropped a 55-52 decision to Western Kentucky at Diddle Arena.

Down by 12, MSU reeled off a 13-2 run and actually had a chance to lead when Jarvis Varnado missed a 10-foot jump shot in the lane with 3 seconds left. Anthony Sally then closed matters with a pair of free throws.

After a sluggish first half by both teams, the Bulldogs actually carried a 26-23 lead into the locker room at halftime. Varnado stretched that lead to MSU's largest by scoring a basket early in the second half.

From there, WKU energized a season-best crowd of 5,925 by putting together a 21-6 run. That stretch covered more than 10 minutes of playing time and saw the Bulldogs connect from the field only on a dunk by Varnado and a jumper by Barry Stewart.

The Hilltoppers ran their lead to 12 points at 51-39 with 5:32 remaining before MSU made its final push. A steal by Stewart and old fashioned 3-point play by Dee Bost brought the Bulldogs within seven, at 51-44.

Varnado recorded his 23rd career double double with 17 points and 12 rebounds. Bost was also in double figures with 13 points.

**Mississippi State (12-3)**

Player	FG	3FG	FT	RB	PF	PT	A	Min
Johnson	3-10	2-6	0-2	6	3	8	0	34
Augustus	1-5	1-4	0-0	3	2	3	0	21
Varnado	7-10	0-0	3-6	12	4	17	1	37
Bost	2-7	0-3	9-11	6	3	13	5	35
Stewart	4-13	1-6	0-2	3	2	9	1	38
Osby	0-0	0-0	0-0	1	2	0	0	6
Benock	0-0	0-0	0-0	1	1	0	0	7
Turner	0-2	0-0	2-6	6	1	2	0	19
Lewis	0-0	0-0	0-0	1	0	0	0	3
<b>TOTALS</b>	<b>17-47</b>	<b>4-19</b>	<b>14-27</b>	<b>41</b>	<b>18</b>	<b>52</b>	<b>7</b>	<b>200</b>

**Western Kentucky (8-4)**

Player	FG	3FG	FT	RB	PF	PT	A	Min
Dickerson	0-1	0-0	0-0	1	0	0	2	14
Pettigrew	6-11	2-4	3-7	8	2	17	1	38
Evans	1-4	0-2	0-0	5	5	2	1	18
Slaughter	2-16	2-8	0-0	5	5	2	1	18
Crook	4-9	0-0	0-0	2	1	8	2	22
Dixon	4-8	0-1	0-0	3	3	8	1	10
Swing	0-1	0-1	0-0	0	0	0	0	8
Tippling	1-1	1-1	0-0	2	1	3	0	9
Milosevic	0-0	0-0	0-0	4	4	0	0	13
Sally	1-4	0-2	9-9	2	3	11	2	29
<b>TOTALS</b>	<b>19-55</b>	<b>5-19</b>	<b>12-16</b>	<b>34</b>	<b>21</b>	<b>55</b>	<b>10</b>	<b>200</b>

Halftime: MSU 26, WKU 23. FG%: MSU 36.2%, WKU 34.5%. 3FG%: MSU 21.1%, WKU 26.3%. FT%: MSU 51.9%, WKU 75.0%. Turnovers: MSU 18 (Stewart 5), WKU 13 (Milosevic 5). Blocked Shots: MSU 5 (Varnado 3), WKU 2 (Evans, Slaughter 1). Steals: MSU 4 (Varnado 2), WKU 9 (Crook 3). Officials: Doug Simmons, Patrick Evans, Terry Moore. Attendance: 5,925.

**GAME 16 — JAN. 9, 2010**

Mississippi State	80
Ole Miss	75

Tad Smith Coliseum • 12:30 p.m.  
Oxford, MS

Oxford, Miss. — Mississippi State rallied from a nine-point second-half deficit to upset 14th-ranked Ole Miss 80-75 at Tad Smith Coliseum in the SEC opener for both teams.

For MSU, Coach Rick Stansbury improved to 10-2 in conference openers and also evened his personal mark at 6-6 inside this arena.

Dee Bost led the Bulldogs with 25 points, including 17 in the game's final half. Defensively, Jarvis Varnado continued his tear with 12 rebounds and six blocked shots. Kodi Augustus also added a double double with 13 points and 12 rebounds.

MSU on fire, hitting five of their first six shots from 3-point range. The Bulldogs sprinted to a 20-8 advantage, but Ole Miss scrapped back rather quickly, reeling off a 13-3 run. The Rebs went into the break up 35-28 and eventually swelled their lead to nine in the second frame.

However, MSU clawed back thanks to increased defensive intensity, strong free throw shooting and foul trouble for the Rebels. MSU had a stretch of eight straight made free throws before a Jarvis Varnado tip-in tied the teams at 59-59 with 9:12 remaining.

The lead changed hands five times before the Bulldogs seized control for good thanks to a 9-0 run.

**Mississippi State (13-3, 1-0)**

Player	FG	3FG	FT	RB	PF	PT	A	Min
Johnson	5-9	3-5	2-4	1	1	15	1	30
Augustus	4-10	1-4	4-4	12	2	13	0	29
Varnado	2-7	0-0	5-8	12	3	9	1	36
Bost	7-13	2-5	9-12	2	2	25	6	37
Stewart	4-14	3-6	0-3	5	1	11	2	34
Osby	2-4	1-2	0-0	3	1	5	0	10
Benock	0-0	0-0	0-0	0	0	0	2	9
Turner	0-0	0-0	2-2	3	0	2	0	11
Riek	0-0	0-0	0-0	1	3	0	0	4
<b>TOTALS</b>	<b>24-57</b>	<b>10-22</b>	<b>22-33</b>	<b>46</b>	<b>13</b>	<b>80</b>	<b>12</b>	<b>200</b>

**Ole Miss (12-3)**

Player	FG	3FG	FT	RB	PF	PT	A	Min
Holloway	0-2	0-0	0-0	1	2	0	0	15
Cranston	3-3	0-0	0-0	2	5	6	0	8
Warren	5-17	3-8	2-2	1	0	15	4	35
Polynice	3-15	0-1	1-2	4	2	7	7	29
White	4-10	1-5	0-0	5	2	9	2	30
Henry	4-6	2-3	2-4	6	2	12	0	19
Buckner	4-5	0-0	0-0	5	1	8	0	19
Gaskins	1-4	0-2	2-2	2	4	4	1	13
Graham	5-10	3-4	1-3	7	3	14	1	32
<b>TOTALS</b>	<b>29-72</b>	<b>9-23</b>	<b>8-13</b>	<b>39</b>	<b>21</b>	<b>75</b>	<b>15</b>	<b>200</b>

Halftime: MSU 37, UM 42. FG%: MSU 42.1%, UM 40.3%. 3FG%: MSU 45.5%, UM 39.1%. FT%: MSU 66.7%, UM 61.5%. Turnovers: MSU 15 (Bost 5), UM 9 (Warren, Polynice 2). Blocked Shots: MSU 8 (Varnado 6), UM 5 (Polynice, Henry 2). Steals: MSU 6 (Johnson 2), UM 7 (Graham 4). Officials: Mike Stuart, Rick Crawford, Antinio Petty. Attendance: 9,360.

**GAME 17 — JAN. 14, 2010**

Mississippi State	82
Arkansas	80

Humphrey Coliseum • 6 p.m.  
Starkville, MS

STARKVILLE, Miss. — Mississippi State's Jarvis Varnado became the first State player ever to record two career triple-doubles as he pushed the Bulldogs to an 82-80 victory against the Arkansas Razorbacks (7-9, 0-1) in front of an announced crowd of 8,339.

Varnado scored 17 points, grabbed 12 rebounds and tied his own MSU all-time high of 10 blocks.

Dee Bost led the Bulldogs with 18 points to go along with his 7 rebounds and 6 assists. Senior Barry Stewart scored 12 while junior Ravern Johnson and sophomore Romero Osby each put up 11.

Leading all scorers was Arkansas' Mar-shawn Powell with 25 points.

The opening 20 minutes saw Mississippi State dominate. After the score started at 6-5, the Bulldogs hit 11 of their first 12 shots and orchestrated a 16-4 run midway through the half. MSU led by as many as 19 en route to a 51-39 halftime advantage. State drained 61.3 percent of its shots in the first stanza.

The Razorbacks responded with a half-time adjustment on the defensive end and closed the gap to just 80-76 with 25.6 seconds remaining while UA held possession. But Turner intercepted an in-bounds pass to record his only steal of the game and effectively ice the victory for MSU.

**Arkansas (7-9, 0-1)**

Player	FG	3FG	FT	RB	PF	PT	A	Min
Powell	10-16	0-0	5-7	8	3	25	3	33
Washington	6-16	1-3	3-4	7	3	16	2	33
Famer	0-0	0-0	0-0	1	2	0	1	10
Fortson	9-26	2-3	0-0	6	3	20	5	36
Clarke	2-9	2-7	0-0	3	1	9	0	32
Bryant	1-1	0-0	0-1	0	1	2	1	4
Britt	2-2	2-2	0-0	2	5	6	1	22
Welsh	1-5	1-3	2-2	4	2	5	3	21
Johnson	0-0	0-0	0-0	2	2	0	0	7
Nobles	0-1	0-0	0-0	0	0	0	0	2
<b>TOTALS</b>	<b>31-76</b>	<b>8-18</b>	<b>10-14</b>	<b>37</b>	<b>22</b>	<b>80</b>	<b>16</b>	<b>200</b>

**Mississippi State (14-3, 2-0)**

Player	FG	3FG	FT	RB	PF	PT	A	Min
Augustus	2-6	1-3	2-2	9	4	7	1	22
Varnado	7-13	0-0	3-4	12	1	17	1	35
Johnson	4-6	3-5	0-0	2	2	11	0	23
Bost	6-15	2-5	6-11	7	0	20	6	35
Stewart	4-10	1-3	3-4	3	2	12	2	34
Osby	3-4	0-0	3-5	2	3	9	2	17
Benock	0-0	0-0	0-0	0	0	0	1	11
Turner	1-1	1-1	3-4	4	0	6	1	19
Lewis	0-2	0-0	0-0	2	0	0	0	3
Riek	0-0	0-0	0-0	0	0	0	0	1
<b>TOTALS</b>	<b>27-57</b>	<b>8-17</b>	<b>20-30</b>	<b>42</b>	<b>12</b>	<b>82</b>	<b>14</b>	<b>200</b>

Halftime: MSU 51, ARK 39. FG%: MSU 47.4%, ARK 40.8%. 3FG%: MSU 47.1%, ARK 44.4%. FT%: MSU 66.7%, ARK 71.4%. Turnovers: MSU 14 (Bost 6), ARK 11 (Famer, Fortson 3). Blocked Shots: MSU 13 (Varnado 10), ARK 5 (Johnson 2). Steals: MSU 6 (Benock 2), ARK 8 (Clarke 3). Officials: Tony Greene, Ted Valentine, Mike Nance. Attendance: 8,339.

**GAME 18 — JAN. 16, 2010**

Mississippi State	72
Georgia	69

Humphrey Coliseum • 2 p.m.  
Starkville, MS

STARKVILLE, Miss. — A season-high 15 points from senior Phil Turner sparked an impressive late-game rally to lift Mississippi State to a 72-69 victory against Georgia.

Turner provided the energy MSU required off the bench and added five rebounds and three vital steals in the game's final minutes to secure the win for State.

Sophomore Dee Bost tied Turner for the team lead with 15 points and 7 assists, while all-SEC senior Jarvis Varnado contributed 14 points, 14 rebounds and 6 blocks to record his 10th double-double of the season and 25th of his career. Senior Barry Stewart added 10 points to round out State's double-digit scorers.

Leading all scorers was Georgia's Trey Thompkins with 18 points.

Georgia dominated the game's first 35 minutes, holding a 41-30 halftime advantage and leading 64-51 with just 5:33 left.

State inserted Turner, who immediately drained a trey and the resulting foul shot to help MSU orchestrate a 14-0 run in just 92 seconds to take a 68-67 lead with 2:39 remaining. After a dunk from Georgia's junior Jeremy Price at the 2:31 mark, Stewart made two free throws, and Bost hit a fading mid-range jumper to push MSU's advantage to 72-69 with 39 seconds left.

**Georgia (8-8, 0-3)**

Player	FG	3FG	FT	RB	PF	PT	A	Min
Thompkins	8-19	0-2	2-2	5	4	18	0	30
Jackson	5-6	0-0	1-1	6	2	11	1	22
Leslie	7-21	0-0	0-1	15	3	14	5	36
Ware	2-11	1-7	0-0	2	2	5	2	35
McPhee	3-6	1-4	0-0	3	1	7	0	36
Barnes	1-1	0-0	1-2	4	1	3	0	12
Anyaoarah	0-0	0-0	0-0	0	0	0	0	1
Williams	0-1	0-1	0-0	0	1	0	0	5
Zlovacic	2-2	0-0	1-1	0	0	5	0	7
Price	2-3	0-0	2-2	5	3	6	3	16
<b>TOTALS</b>	<b>30-70</b>	<b>2-14</b>	<b>7-9</b>	<b>47</b>	<b>17</b>	<b>69</b>	<b>11</b>	<b>200</b>

**Mississippi State (15-3, 3-0)**

Player	FG	3FG	FT	RB	PF	PT	A	Min
Augustus	3-7	1-4	1-1	2	0	8	2	24
Varnado	5-7	0-0	4-9	14	3	14	0	38
Johnson	2-11	1-8	2-4	2	2	7	0	30
Bost	6-14	0-4	3-5	4	1	15	7	38
Stewart	3-5	2-4	2-2	2	2	10	2	39
Osby	1-3	1-3	0-0	2	0	3	0	10
Benock	0-1	0-1	0-0	1	0	0	0	3
Turner	4-10	3-7	4-4	5	1	15	1	16
Lewis	0-0	0-0	0-0	0	0	0	0	1
Riek	0-0	0-0	0-0	0	0	0	0	1
<b>TOTALS</b>	<b>24-58</b>	<b>8-31</b>	<b>16-25</b>	<b>33</b>	<b>9</b>	<b>72</b>	<b>12</b>	<b>200</b>

Halftime: MSU 30, UGA 41. FG%: MSU 41.4%, UGA 42.9%. 3FG%: MSU 25.8%, UGA 14.3%. FT%: MSU 64.0%, UGA 77.8%. Turnovers: MSU 11 (Bost, Johnson, Varnado 2), UGA 15 (Thompkins 5). Blocked Shots: MSU 10 (Varnado 6), UGA 3 (Thompkins 2). Steals: MSU 9 (Turner 3), UGA 7 (Leslie 4). Officials: Doug Shows, Ron Groover, Bert Smith. Attendance: 7,682.

**GAME 19 — JAN. 23, 2010**

Alabama	62
Mississippi State	57

Coleman Coliseum • 11 a.m.  
Tuscaloosa, AL

Tuscaloosa, Ala. — Mississippi State rallied from double digits twice before falling to Alabama 62-57.

The Bulldogs suffered their first league defeat while falling for the first time since entering the AP poll at 23rd on Monday.

MSU rallied from an 11-point first-half deficit to take its first lead less than two minutes into the game's final half. Alabama rebounded quickly, sprinting out to a 12-point advantage before the Bulldogs charged back ahead with a 14-0 run. However, MSU only enjoyed the lead twice in game in which it shot 31.7 percent from the field and hit a season-low two 3-point baskets in 18 attempts.

A pair of Barry Stewart free throws gave MSU its first lead of the game at 30-29 with 17:53 left to play.

Later, MSU responded with a 14-0 run capped by a Stewart 3-pointer with 7:32 remaining for a 48-46 lead.

Two free throws by UA's JaMychal Green tied the game and a 3-point basket by Anthony Brock put the Crimson Tide ahead for good. MSU went five straight possessions with either a missed shot or no shot on the offensive end.

UA ran the lead to 56-49 before the Bulldogs clipped off six straight points.

Alabama held a 49-45 rebounding advantage, while Stewart lead MSU with 13 points.

**Mississippi State (15-4, 3-1)**

Player	FG	3FG	FT	RB	PF	PT	A	Min
Augustus	2-3	0-1	2-2	5	2	6	1	17
Varnado	4-14	0-0	1-3	8	5	9	1	37
Johnson	4-9	1-2	2-3	5	1	5	0	26
Bost	3-13	0-4	4-8	8	2	10	2	36
Stewart	3-10	1-7	6-7	2	2	13	1	38
Osby	2-8	0-1	0-0	7	1	7	0	14
Benock	0-0	0-0	0-0	0	0	0	0	6
Turner	2-5	1-3	0-0	7	0	7	2	23
Lewis	0-1	0-0	0-0	0	2	0	0	3
<b>TOTALS</b>	<b>20-63</b>	<b>2-18</b>	<b>15-23</b>	<b>45</b>	<b>15</b>	<b>57</b>	<b>7</b>	<b>200</b>

**Alabama (12-7, 2-3)**

Player	FG	3FG	FT	RB	PF	PT	A	Min
Mitchell	3-10	0-2	0-0	12	3	6	1	29
Green	6-13	0-1	6-9	9	3	18	2	29
Hines	2-3	0-0	0-1	4	4	4	0	26
Brock	2-6	2-4	2-2	4	2	8	5	28
Torrance	6-13	4-8	4-4	4	3	20	5	31
Eblen	0-0	0-0	0-0	0	0	0	0	3
Hillman	1-12	0-2	0-1	9	2	2	2	27
Davis	2-4	0-2	0-1	1	1	4	0	16
Knox	0-2	0-0	0-0	1	0	0	1	11
<b>TOTALS</b>	<b>22-63</b>	<b>6-19</b>	<b>12-18</b>	<b>49</b>	<b>18</b>	<b>62</b>	<b>16</b>	<b>200</b>

Halftime: UA 27, MSU 26. FG%: MSU 31.7%, UA 34.9%. 3FG%: MSU 11.1%, UA 31.6%. FT%: MSU 65.2%, UA 66.7%. Turnovers: MSU 11 (Bost 5), UA 13 (Green, Brock 5). Blocked Shots: MSU 7 (Varnado 4), UA 6 (Green 3). Steals: MSU 7 (Stewart, Turner 2), UA 7 (Hines 3). Officials: Anthony Jordan, Antinio Petty, Brent Barnaky. Attendance: 12,336.



**GAME 20 — JAN. 28, 2010**

Arkansas	67
Mississippi State	62

Bud Walton Arena • 8 p.m.  
Fayetteville, AR

FAYETTEVILLE, Ark. — Mississippi State surrendered an 11-point lead in the second half, falling to Arkansas 67-62 at Bud Walton Arena.

For a third-straight contest, the Bulldogs were miserable from 3-point range, going 5 of 26 from long distance after going 2 of 18 at Alabama.

Despite the struggles, the rebounding advantage allowed MSU to take more shots and build as much as a 12-point lead en route to a 29-21 lead at the half.

In the second frame, Barry Stewart rammed home a 3-point basket with 15:30 remaining for a 37-27 advantage and extended it to 49-38 with 9:55 left.

Courtney Fortson, who scored 33 of his 35 points in the second half, then took matters into his own hands for the Razorbacks, scoring nine of his team's points during a 14-4 run. The Bulldogs aided the cause with a trio of turnovers. A Stef Walsh layup with 5:02 remaining capped the run and tied the score at 55-55.

A dunk by Ravern Johnson, who led the Bulldogs with 19 points, placed the Bulldogs back on top at 57-55 with 3:28 left. The Hogs took their first lead of the contest on a steal by Marshawn Powell and successful free throw by Fortson on the offensive end. That conversion gave UA a 58-57 lead with 2:57 remaining.

**Mississippi State (15-5, 3-2)**

Player	FG	3FG	FT	RB	PF	PT	A	Min
Augustus	2-13	0-4	6-7	10	1	10	1	25
Varnado	4-8	0-0	1-2	14	3	9	1	32
Johnson	9-19	1-8	0-0	8	3	19	0	34
Bost	2-10	0-2	4-5	1	4	8	6	37
Stewart	3-8	3-7	2-2	0	5	11	0	25
Osby	0-1	0-1	0-0	1	0	0	0	7
Benock	1-3	1-3	0-0	2	2	3	0	18
Turner	0-5	0-1	2-2	4	4	2	0	22
<b>TOTALS</b>	<b>21-67</b>	<b>5-26</b>	<b>15-18</b>	<b>44</b>	<b>22</b>	<b>62</b>	<b>8</b>	<b>200</b>

**Arkansas (9-11, 2-3)**

Player	FG	3FG	FT	RB	PF	PT	A	Min
Powell	3-6	0-2	3-4	9	4	9	2	29
Washington	1-5	0-1	1-2	3	4	3	0	28
Fortson	9-17	3-6	14-18	7	1	35	4	36
Britt	0-3	0-1	0-0	2	2	0	1	14
Clarke	1-7	1-4	3-4	3	0	6	1	38
Farmer	0-1	0-0	0-2	1	0	0	0	5
Bryant	1-2	0-0	0-0	3	3	2	0	11
Welsh	4-10	3-7	1-2	4	0	12	2	24
Johnson	0-1	0-0	0-0	2	2	0	0	12
Nobles	0-0	0-0	0-1	0	0	0	0	3
<b>TOTALS</b>	<b>19-52</b>	<b>7-21</b>	<b>22-33</b>	<b>37</b>	<b>16</b>	<b>67</b>	<b>10</b>	<b>200</b>

Halftime: MSU 29, ARK 21. FG%: MSU 31.3%, ARK 36.5%. 3FG%: MSU 19.2%, ARK 33.3%. FT%: MSU 83.3%, ARK 66.7%. Turnovers: MSU 15 (Bost 6), ARK 11 (Fortson 5). Blocked Shots: MSU 8 (Varnado, Augustus 2), ARK 3 (Powell 2). Steals: MSU 3 (Benock, Varnado, Stewart 1), ARK 7 (Welsh, Fortson 2). Officials: J.B. Caldwell, Mark Whitehead, Mike Nance. Attendance: 4,113.

**GAME 21 — JAN. 30, 2010**

Mississippi State	67
LSU	51

Humphrey Coliseum • 12:30 p.m.  
Starkville, MS

STARKVILLE, Miss — All-SEC senior Jarvis Varnado recorded 11 points and 10 rebounds to help Mississippi State break its two-game skid with a 67-51 victory against LSU.

Stansbury stands at 100-82 in SEC competition and became the 20th coach to win 100 league games.

Varnado also swatted away four shots and now stands 35 blocks shy of the NCAA career record. In addition, he registered his 11th double-double of the season and 26th of his career.

Leading the team was Ravern Johnson, who scored 15 on 6-of-11 shooting. Senior Barry Stewart and junior Phil Turner each brought down 12 to round out State scorers in double-digits.

Senior Tasmin Mitchell paced the Tigers, notching 26 of the team's 51 points. While Mitchell hit 10 of his 24 shots, the rest of the team managed just an 8-of-29 performance.

The Bulldogs never trailed in the contest, and held the Tigers without a field goal until the first half's 10:10 mark. MSU led 23-15 at halftime, the lowest first-half point total for LSU this season.

**LSU (9-12, 0-7)**

Player	FG	3FG	FT	RB	PF	PT	A	Min
Mitchell	10-24	0-2	6-6	10	1	26	0	39
Warren	1-6	0-0	0-0	1	3	2	0	14
Spencer	3-10	3-8	0-0	1	3	9	3	28
Dotson	0-3	0-1	1-2	2	1	1	0	11
Beattie	2-2	1-1	0-0	1	0	5	0	20
Green	1-2	0-0	0-2	6	2	2	0	10
Bass	0-0	0-0	0-0	1	0	0	1	9
Populist	1-3	1-3	1-2	2	2	4	1	22
Ludwig	0-1	0-0	2-2	6	3	2	2	24
Harris	0-0	0-0	0-0	1	1	0	0	7
Kinsley	0-2	0-0	0-0	1	3	0	0	16
<b>TOTALS</b>	<b>18-53</b>	<b>5-15</b>	<b>10-14</b>	<b>34</b>	<b>19</b>	<b>51</b>	<b>7</b>	<b>200</b>

**Mississippi State (16-5, 4-2)**

Player	FG	3FG	FT	RB	PF	PT	A	Min
Augustus	0-2	0-2	5-6	4	4	5	1	21
Varnado	4-8	0-0	3-7	10	3	11	1	34
Johnson	6-11	1-4	2-3	2	3	15	0	24
Bost	1-4	0-3	0-0	4	0	2	5	29
Stewart	3-7	2-4	4-5	1	1	12	0	33
Osby	2-5	1-3	0-0	4	1	5	2	15
Parker	0-0	0-0	0-0	0	0	0	0	1
Benock	1-4	1-4	0-0	0	1	3	2	16
Luczak	0-0	0-0	0-0	0	0	0	0	1
Price	0-0	0-0	0-0	0	0	0	0	1
Turner	3-7	2-2	4-5	5	3	12	0	21
Lewis	0-0	0-0	0-0	0	0	0	0	1
Riek	1-2	0-0	0-0	1	0	2	0	3
<b>TOTALS</b>	<b>21-50</b>	<b>7-22</b>	<b>18-26</b>	<b>36</b>	<b>16</b>	<b>67</b>	<b>11</b>	<b>200</b>

Halftime: MSU 23, LSU 15. FG%: LSU 34.0%, MSU 42.0%. 3FG%: LSU 33.3%, MSU 31.8%. FT%: LSU 71.4%, MSU 69.2%. Turnovers: LSU 12 (Spencer 3), MSU 8 (Varnado 3). Blocked Shots: LSU 0, MSU 7 (Varnado 4). Steals: LSU 1 (Kinsley 1), MSU 4 (Stewart 2). Officials: Tony Greene, Pat Adams, Ron Groover. Attendance: 7,247.

**GAME 22 — FEB. 3, 2010**

Vanderbilt	75
Mississippi State	72

Memorial Gymnasium • 7 p.m.  
Nashville, TN

NASHVILLE, Tenn. — A spirited rally fell short for Mississippi State as it dropped a 75-72 decision to 18th-ranked Vanderbilt.

MSU actually trailed 48-34 with 17:38 remaining. However, Barry Stewart led a furious charge, as the senior guard scored 11 straight points to help close the gap to 73-72 on a Dee Bost 3-point basket with 28 seconds left.

For the Commodores, John Jenkins hit a pair of three throws. On the other end, Bost could not convert the potential game-tying trey.

In the first half, the teams were tied four more times before MSU grabbed its last lead on a Jarvis Varnado layup at 27-26.

From that point, the Commodores closed out the opening half with a 12-4 run for a 38-31 halftime advantage.

In the opening three minutes of the final half, the Commodores stretched that run to 22-7 by opening the second half on a 10-3 sprint. Back-to-back 3-point baskets by Brad Tinsley and Jermaine Beal gave the hosts the 48-34 advantage.

A pair of 3-point baskets by Bost fueled a 9-0 run as the Bulldogs scrapped back within, 48-43. The Bulldogs would again fall down by 14 at 69-55 before making its final push.

Kodi Augustus paced MSU with 15 points.

**Mississippi State (16-6, 4-3)**

Player	FG	3FG	FT	RB	PF	PT	A	Min
Augustus	6-12	0-2	3-6	4	3	15	0	21
Varnado	4-10	0-0	4-4	14	4	12	0	34
Johnson	2-7	2-6	0-0	0	5	6	2	20
Bost	3-14	3-12	3-4	2	3	12	1	34
Stewart	5-14	2-8	1-1	6	2	13	2	37
Osby	3-3	2-2	0-2	5	3	8	1	18
Benock	0-0	0-0	0-0	0	0	0	0	11
Turner	1-8	0-4	4-5	4	2	6	4	25
<b>TOTALS</b>	<b>24-68</b>	<b>9-34</b>	<b>15-22</b>	<b>40</b>	<b>22</b>	<b>72</b>	<b>10</b>	<b>200</b>

**Vanderbilt (17-4, 6-1)**

Player	FG	3FG	FT	RB	PF	PT	A	Min
Walker	1-4	0-0	0-2	4	4	2	4	23
Taylor	1-7	0-0	5-6	7	1	7	2	29
Ogilvy	6-13	0-0	4-5	7	4	16	1	21
Beal	6-10	3-5	2-3	5	1	17	2	14
Tinsley	3-6	1-2	4-6	2	1	11	3	38
Ezeli	2-3	0-0	1-2	7	1	5	0	5
Goulbourne	2-3	0-0	1-1	2	2	5	0	11
McClennen	0-1	0-1	0-0	0	0	0	0	24
Jenkins	4-8	2-3	2-2	0	0	12	0	12
Tchiengang	0-1	0-0	0-0	2	3	0	0	3
<b>TOTALS</b>	<b>25-56</b>	<b>6-11</b>	<b>19-27</b>	<b>40</b>	<b>17</b>	<b>75</b>	<b>12</b>	<b>200</b>

Halftime: VU 38, MSU 31. FG%: MSU 35.3%, VU 44.6%. 3FG%: MSU 26.5%, VU 54.5%. FT%: MSU 68.2%, VU 70.4%. Turnovers: MSU 15 (Bost 6), VU 17 (Taylor 4). Blocked Shots: MSU 10 (Varnado 9), VU 4 (Four players). Steals: MSU 8 (Stewart 4), VU 7 (Tinsley 2). Officials: Doug Shows, Bert Smith, Gary Maxwell. Attendance: 14,316.

**GAME 23 — FEB. 6, 2010**

Florida	69
Mississippi State	62

O'Connell Center • 12:30 p.m.  
Gainesville, FL

GAINESVILLE, Fla. — A 16-4 run midway through the second half proved decisive as Mississippi State dropped a 69-62 decision to Florida.

After a very competitive and defensive first half, the Bulldogs actually held a 29-27 lead at the break. MSU still clung to that lead at 41-39 less than seven minutes into the final half. However, the Gators sparked the home crowd by reeling off a 16-4 run. The Bulldogs were slow to recover but did offer one final threat.

Trailing 61-49, the Bulldogs reeled off 7 straight points. Phil Turner's old-fashioned 3-point play cut the UF lead to 61-56 with 1:10 remaining. The Gators then hit 8-of-10 free throws to secure the win.

In the opening half, the lead changed hands seven times and there were seven ties. The Bulldogs built an early 9-4 advantage on a Ravern Johnson dunk. Neither team had larger than a three-point lead the remainder of the half.

The pattern held true in the early stages of the final frame. The teams were tied at 31, 33, 35 and 41. Trailing 45-44, the Bulldogs missed seven of their next shots from the field as UF seized control.

Johnson led the Bulldogs with 20 points, while Jarvis Varnado recorded a double-double with 16 points and a team-high 13 rebounds.

Vernon Macklin paced Florida with 20 points.

**Mississippi State (16-7, 4-4)**

Player	FG	3FG	FT	RB	PF	PT	A	Min
Augustus	1-7	1-4	1-2	3	3	4	1	15
Varnado	6-16	0-0	4-8	13	2	16	0	32
Johnson	5-11	2-4	2-2	5	1	20	1	35
Bost	2-6	1-4	0-0	0	4	5	9	35
Stewart	4-11	4-8	0-0	4	3	12	3	38
Osby	0-3	0-1	0-0	1	1	0	0	8
Benock	0-0	0-0	0-0	0	0	0	0	6
Turner	2-6	0-2	1-1	4	3	5	2	28
Riek	0-0	0-0	0-0	0	1	0	0	3
<b>TOTALS</b>	<b>23-60</b>	<b>8-23</b>	<b>8-13</b>	<b>35</b>	<b>18</b>	<b>62</b>	<b>16</b>	<b>200</b>

**Florida (17-6, 6-3)**

Player	FG	3FG	FT	RB	PF	PT	A	Min
Tyus	3-12	0-0	3-4	8	2	9	0	32
Parsons	5-8	2-3	6-9	12	3	18	6	33
Macklin	10-14	0-0	0-1	6	3	20	1	27
Boynton	2-9	0-5	2-2	0	1	6	2	30
Walker	2-14	1-8	1-2	6	2	6	4	33
Shipman	1-1	0-0	0-0	1	0	2	0	10
Werner	1-3	0-1	2-2	4	1	4	1	26
Murphy	1-1	0-0	2-2	1	1	4	0	9
<b>TOTALS</b>	<b>25-62</b>	<b>3-17</b>	<b>16-22</b>	<b>46</b>	<b>13</b>	<b>69</b>	<b>14</b>	<b>200</b>

Halftime: MSU 29, UF 27. FG%: MSU 38.3%, UF 40.3%. 3FG%: MSU 34.8%, UF 17.6%. FT%: MSU 61.5%, UF 72.7%. Turnovers: MSU 14 (Varnado 5), UF 14 (Walker 5). Blocked Shots: MSU 3 (Three players 1), UF 1 (Macklin). Steals: MSU 9 (Stewart 3), UF 10 (Boynton 3). Officials: Mike Eades, Tony Greene, Ron Groover. Attendance: 11,660.

**GAME 24 — FEB. 11, 2010**

Mississippi State	71
Ole Miss	63

Humphrey Coliseum • 8 p.m.  
Starkville, MS

STARKVILLE, Miss. — For the fourth time in the past seven years, Mississippi State swept Ole Miss thanks to a 71-63 victory in front of a season-high 9,401 fans at Humphrey Coliseum.

Junior Ravern Johnson returned to form by leading all scorers with 18 points on a 4-of-7 performance from long-range. All-SEC standout Jarvis Varnado recorded his fourth-straight double-double with 11 points and 11 rebounds to give him 14 on the season and 29 for his career. He also handed out four assists, tying his career-high.

Senior Barry Stewart, starting a perfect 4-of-4 from the field, finished with 12 points while sophomore Dee Bost scored 11 to round out MSU players in double digits.

Junior guard Eniel Polynice led the Rebels with 14 points, while Chris Warren, UM's leading scorer, was held to 1-of-9 shooting and totaled just 3 points.

MSU held UM to just 63 points, its lowest total of the season. Ole Miss hit 27 of its 71 shots for 38.0 percent, its third-worst effort of the season.

In the second half's first five minutes, Johnson scored eight points to push MSU to an 11-2 run.

Late in the game, the Rebels cut MSU's 12-point lead to 65-50, but that would be as close as the visitors would get as State won its third-straight against Ole Miss.

**Ole Miss (17-7, 5-5)**

Player	FG	3FG	FT	RB	PF	PT	A	Min
Henry	2-5	0-1	0-0	3	5	4	0	19
Holloway	3-8	0-0	0-0	5	4	6	1	21
Graham	4-12	2-7	1-2	1	2	11	0	26
Warren	1-9	1-7	0-0	2	2	3	2	31
Polynice	6-12	0-1	2-2	6	0	14	5	37
Gaskins	4-10	2-5	0-0	1	2	10	1	18
White	6-12	1-4	0-0	3	3	13	2	31
Cranston	1-3	0-1	0-0	8	3	2	0	17
<b>TOTALS</b>	<b>27-71</b>	<b>6-26</b>	<b>3-4</b>	<b>36</b>	<b>21</b>	<b>63</b>	<b>11</b>	<b>200</b>

**Mississippi State (17-7, 5-4)**

Player	FG	3FG	FT	RB	PF	PT	A	Min
Augustus	2-6	0-1	4-4	3	1	8	0	19
Varnado	4-5	0-0	3-4	11	1	11	4	36
Johnson	7-13	4-7	0-2	2	1	18	0	26
Bost	3-7	1-5	4-5	4	1	11	3	33
Stewart	4-9	3-7	1-2	6	2	12	4	38
Osby	3-5	0-1	3-4	2	1	9	0	13
Benock	1-2	0-1	0-0	2	1	2	0	11
Turner	0-2	0-2	0-2	5	1	0	5	23
Lewis	0-0	0-0	0-0	0	0	0	0	1
<b>TOTALS</b>	<b>24-49</b>	<b>8-24</b>	<b>15-23</b>	<b>39</b>	<b>9</b>	<b>71</b>	<b>16</b>	<b>200</b>

Halftime: MSU 33, UM 29. FG%: MSU 49.0%, UM 38.0%. 3FG%: MSU 33.3%, UM 23.1%. FT%: MSU 65.2%, UM 75.0%. Turnovers: MSU 17 (Bost 5), UM 10 (Graham 4). Blocked Shots: MSU 7 (Varnado 4), UM 4 (Henry 2). Steals: MSU 8 (Turner 3), UM 13 (Holloway 4). Officials: Doug Shows, Ted Valentine, Tom Eades. Attendance: 9,401.

**GAME 25 — FEB. 13, 2010**

Mississippi State	85
Auburn	75 OT

Humphrey Coliseum • 5 p.m.  
Starkville, MS

STARKVILLE, Miss. — Sophomore Dee Bost scored a career-high 32 points to propel Mississippi State to an 85-75 overtime victory against Auburn.

Bost drained a career-high 7 treys on 12 attempts while tallying 9 rebounds and 4 assists.

All-SEC senior Jarvis Varnado claimed 12 rebounds to give him 1,010 for his career, the third Bulldog in history to record at least 1,000. He also scored 10 points to complete his fifth-straight double-double performance, 15th of this season and 30th of his career.

After the Bulldogs jumped out to a 13-9 early-game lead, Auburn began draining outside shots and took control with a 14-0 run to lead 23-13 with 12:34 remaining. A trey from Bost capped a 10-0 MSU run in response, and the Bulldogs closed the Auburn lead to 38-35 at halftime.

The second half saw seven lead changes. A thunderous dunk and the resulting free throw by Romero Osby pushed MSU ahead 74-72 with 30 seconds left, but a layup from DeWayne Reed with 14 seconds remaining forced overtime.

The Bulldogs turned up the heat in overtime, holding their opponent to without a field goal throughout the extra period and outscoring their opponents 11-1.

**Auburn (12-13, 3-7)**

Player	FG	3FG	FT	RB	PF	PT	A	Min
Hargrove	7-16	2-7	4-4	10	2	20	2	40
Lett	0-2	0-0	1-4	5	1	1	0	13
Reed	5-21	1-8	2-2	1	2	13	4	35
Sullivan	5-11	0-4	1-2	8	2	11	2	36
Waller	8-15	5-11	0-0	7	3	21	1	37
Malone	0-0	0-0	0-0	1	0	0	0	7
Wallace	0-0	0-0	0-0	0	1	0	0	10
Gabriel	0-2	0-1	0-0	1	0	0	0	6
Knox	3-9	0-0	0-0	6	5	6	1	32
Ross	1-3	1-2	0-0	2	1	3	0	9
<b>TOTALS</b>	<b>29-79</b>	<b>9-33</b>	<b>8-12</b>	<b>47</b>	<b>17</b>	<b>75</b>	<b>10</b>	<b>225</b>

**Mississippi State (18-7, 6-4)**

Player	FG	3FG	FT	RB	PF	PT	A	Min
Augustus	3-10	0-3	1-2	7	2	7	1	21
Varnado	4-8	0-0	2-6	12	1	10	1	40
Johnson	1-6	1-5	0-0	0	0	3	0	21
Bost	11-19	7-12	3-3	9	0	32	4	40
Stewart	4-11	3-9	1-2	6	1	12	5	41
Osby	3-7	0-1	5-6	1	1	11	0	24
Benock	0-2	0-0	0-0	1	1	0	0	9
Turner	3-7	0-4	4-4	6	4	10	0	28
Lewis	0-0	0-0	0-0	0	0	0	0	1
<b>TOTALS</b>	<b>29-70</b>	<b>11-34</b>	<b>16-23</b>	<b>46</b>	<b>10</b>	<b>85</b>	<b>11</b>	<b>225</b>

Halftime: MSU 35, AU 38. FG%: MSU 41.4%, AU 36.7%. 3FG%: MSU 32.4%, AU 27.3%. FT%: MSU 69.6%, AU 66.7%. Turnovers: MSU 8 (Varnado 2), AU 8 (Hargrove 3). Blocked Shots: MSU 9 (Varnado 5), AU 2 (Knox 2). Steals: MSU 2 (Turner 2), AU 5 (Hargrove, Reed, Sullivan, Waller, Knox 1). Officials: Anthony Jordan, Mike Nance, Brent Barnaky. Attendance: 8,854.

**GAME 26 — FEB. 16, 2010**

Kentucky 81  
Mississippi State 75 OT

Humphrey Coliseum • 8 p.m.  
Starkville, MS

STARKVILLE, Miss. — Mississippi State fell to No. 2 Kentucky 81-75 in front of a record crowd of 10,788 at Humphrey Coliseum in overtime.

The Bulldogs held a 67-60 advantage with just three minutes remaining, but UK held State scoreless for the remainder of regulation to push the game to overtime.

After trading early buckets, Kentucky's strength on the boards helped push the team to a 32-29 halftime advantage. The Wildcats were winning the battle of the boards 29-14 at the break.

Dee Bost, who had 22 points set the tone for MSU in the second half, forcing a quick UK turnover and returning it for a quick layup to pull the UK lead to just one. Two treys from Stewart bumped MSU into a 37-36 lead with 17:57 remaining. With Varnado returning to the floor with two fouls, the star picked up two more within five seconds of each other and was quickly pulled until the game's waning minutes.

Even with Varnado on the bench, State managed to compete well.

The mounting foul trouble cost MSU dearly in the game's extra session. Despite losing Varnado and Barry Stewart to fouls, Bost hit a 3 to tie the game at 70-70 with 3:32 left. An Osby layup tied the score again at 72 with 1:38 left, but the Wildcats outscored State 11-3 on foul shots in the game's last minute to secure the victory.

**Kentucky (25-1, 10-1)**

Player	FG	3FG	FT	RB	PF	PT	A	Min
Cousins	7-11	0-1	5-8	14	4	19	3	30
Patterson	7-12	1-2	4-4	10	2	19	0	42
Dodson	0-3	0-3	1-2	4	1	1	0	17
Wall	6-16	0-3	6-8	10	1	18	8	44
Bledsoe	3-8	1-5	0-2	0	3	7	0	29
Miller	3-6	1-4	2-2	2	1	9	1	19
Harris	0-1	0-1	0-0	1	0	0	0	5
Orton	1-4	0-0	0-1	4	2	2	0	14
Liggins	1-5	1-5	3-4	4	3	6	2	25
<b>TOTALS</b>	<b>28-66</b>	<b>4-24</b>	<b>21-31</b>	<b>52</b>	<b>17</b>	<b>81</b>	<b>14</b>	<b>225</b>

**Mississippi State (18-8, 6-5)**

Player	FG	3FG	FT	RB	PF	PT	A	Min
Osby	2-6	0-2	1-2	3	4	5	4	38
Augustus	5-10	4-7	3-4	5	3	17	1	30
Varnado	4-8	0-0	2-3	5	5	10	1	23
Bost	9-21	2-10	2-4	5	4	22	3	43
Stewart	5-16	3-11	3-3	4	5	16	3	40
Benock	0-2	0-2	0-0	5	3	0	2	18
Turner	2-6	1-3	0-0	2	3	5	1	30
Lewis	0-1	0-0	0-0	0	1	0	0	3
<b>TOTALS</b>	<b>27-70</b>	<b>10-35</b>	<b>11-16</b>	<b>35</b>	<b>28</b>	<b>75</b>	<b>15</b>	<b>225</b>

Halftime: UK 32, MSU 29. FG%: MSU 38.6%, UK 42.4%. 3FG%: MSU 28.6%, UK 16.7%. FT%: MSU 68.8%, UK 67.7%. Turnovers: MSU 9 (Osby 4), UK 12 (Cousins, Wall 3). Blocked Shots: MSU 2 (Varnado 2), UK 12 (Patterson 3). Steals: MSU 9 (Stewart 5), UK 5 (Wall 3). Officials: Mike Stuart, Mike Kitts, Michael Stephens. Record Setting Attendance: 10,788.

**GAME 27 — FEB. 20, 2010**

Mississippi State  
LSU

Maravich Assembly Center • 3 p.m.  
Baton Rouge, LA

**GAME 28 — FEB. 24, 2010**

Mississippi State  
Alabama

Humphrey Coliseum • 8 p.m.  
Starkville, MS



**2009-2010 Mississippi State Basketball**  
**Mississippi State Combined Team Statistics (as of Feb 17, 2010)**  
**All games**

<b>RECORD:</b>	<b>OVERALL</b>	<b>HOME</b>	<b>AWAY</b>	<b>NEUTRAL</b>
ALL GAMES	18-8	11-2	3-5	4-1
CONFERENCE	6-5	5-1	1-4	0-0
NON-CONFERENCE	12-3	6-1	2-1	4-1

#	Player	gp-gs	min	avg	Total			3-Point		F-Throw		Rebounds				pf	dq	a	to	blk	stl	pts	avg
					fg-fga	fg%	3fg-fga	3fg%	ft-fa	ft%	off	def	tot	avg									
02	Ravern Johnson	25-25	707	28.3	129-257	.502	65-151	.430	19-33	.576	16	69	85	3.4	34	1	14	30	16	12	342	13.7	
32	Jarvis Varnado	26-26	796	30.6	123-220	.559	0-0	.000	96-155	.619	79	209	288	11.1	63	2	24	51	127	16	342	13.2	
03	Dee Bost	26-26	894	34.4	99-264	.375	46-139	.331	78-109	.716	11	108	119	4.6	47	1	133	85	7	31	322	12.4	
22	Barry Stewart	26-26	894	34.4	102-266	.383	55-154	.357	42-62	.677	19	64	83	3.2	52	2	64	34	7	28	301	11.6	
24	Kodi Augustus	24-23	536	22.3	66-168	.393	25-69	.362	63-81	.778	51	83	134	5.6	52	0	20	45	22	10	220	9.2	
25	Phil Turner	26-3	559	21.5	47-140	.336	18-66	.273	44-54	.815	34	90	124	4.8	44	0	38	25	8	37	156	6.0	
05	Romero Osby	25-1	338	13.5	45-93	.484	12-31	.387	26-39	.667	24	46	70	2.8	29	0	16	30	6	4	128	5.1	
15	Riley Benock	26-0	304	11.7	15-42	.357	12-36	.333	0-1	.000	6	19	25	1.0	18	0	20	17	3	13	42	1.6	
30	Wendell Lewis	22-0	131	6.0	15-29	.517	0-0	.000	4-8	.500	13	20	33	1.5	15	0	0	9	5	0	34	1.5	
50	John Riek	8-0	32	4.0	4-8	.500	0-0	.000	4-6	.667	8	6	14	1.8	7	0	0	3	4	0	12	1.5	
20	Taylor Luczak	10-0	16	1.6	1-1	1.000	1-1	1.000	0-0	.000	0	2	2	0.2	3	0	0	4	0	0	3	0.3	
45	Elgin Bailey	4-0	17	4.3	0-4	.000	0-0	.000	1-5	.200	0	0	0	0.0	2	0	0	1	1	0	1	0.3	
12	Charles Parker	10-0	14	1.4	1-5	.200	0-2	.000	0-1	.000	0	1	1	0.1	2	0	0	2	0	0	2	0.2	
21	Baxter Price	10-0	12	1.2	1-3	.333	0-0	.000	0-0	.000	1	1	2	0.2	0	0	0	0	0	1	2	0.2	
Team											37	53	90				5						
Total.....		26	5250		648-1500	.432	234-649	.361	377-554	.681	299	771	1070	41.2	368	6	329	341	206	152	1907	73.3	
Opponents.....		26	5250		609-1636	.372	163-517	.315	264-394	.670	323	643	966	37.2	471	-	293	297	76	172	1645	63.3	

<b>TEAM STATISTICS</b>	<b>MS</b>	<b>OPP</b>	<b>Date</b>	<b>Opponent</b>	<b>Score</b>	<b>Att.</b>
SCORING	1907	1645	11-13-09	RIDER	L 74-88	7241
Points per game	73.3	63.3	11-19-09	SE LOUISIANA	w 82-67	4544
Scoring margin	+10.1	-	11-21-09	BETHUNE-COOKMAN	w 67-51	3721
FIELD GOALS-ATT	648-1500	609-1636	11-24-09	TEXAS-PAN AMERICAN	w 75-50	3214
Field goal pct	.432	.372	11-27-09	vs Richmond	L 62-63	585
3 POINT FG-ATT	234-649	163-517	11-28-09	vs Old Dominion	w 69-55	543
3-point FG pct	.361	.315	12-05-09	ST. BONAVENTURE	w 105-53	3344
3-pt FG made per game	9.0	6.3	12-10-09	vs DePaul	w 76-45	9353
FREE THROWS-ATT	377-554	264-394	12-12-09	vs UCLA	w 72-54	13043
Free throw pct	.681	.670	12-16-09	WRIGHT STATE	w 80-69	4721
F-Throws made per game	14.5	10.2	12-19-09	at Houston	w 70-64	3422
REBOUNDS	1070	966	12-22-09	vs Centenary	w 88-51	5502
Rebounds per game	41.2	37.2	12-28-09	MISS. VALLEY STATE	w 73-45	5421
Rebounding margin	+4.0	-	12/31/09	at San Diego	w 77-68	1630
ASSISTS	329	293	01/04/10	at WKU	L 52-55	5925
Assists per game	12.7	11.3	* 01/09/10	at Ole Miss	w 80-75	9360
TURNOVERS	341	297	* 01-14-10	ARKANSAS	w 82-80	8339
Turnovers per game	13.1	11.4	* 01-16-10	UGA	w 72-69	7682
Turnover margin	-1.7	-	* 01/23/10	at Alabama	L 57-62	12336
Assist/turnover ratio	1.0	1.0	* 01-28-10	at Arkansas	L 62-67	12803
STEALS	152	172	* 01-30-10	LOUISIANA STATE	w 67-51	7247
Steals per game	5.8	6.6	* 2/3/10	at Vanderbilt	L 72-75	14316
BLOCKS	206	76	* 2/6/10	at Florida	L 62-69	11660
Blocks per game	7.9	2.9	* 02-11-10	OLE MISS	w 71-63	9401
ATTENDANCE	84517	100478	* 02-13-10	AUBURN	Wot 85-75	8854
Home games-Avg/Game	13-6501	8-8932	* 02-16-10	KENTUCKY	Lot 75-81	10788
Neutral site-Avg/Game	-	5-5805				

\* = Conference game

<b>Score by Periods</b>	<b>1st</b>	<b>2nd</b>	<b>OT</b>	<b>Totals</b>
Mississippi State	936	952	19	1907
Opponents	765	865	15	1645

**2009-2010 Mississippi State Basketball**  
**Mississippi State Combined Team Statistics (as of Feb 17, 2010)**  
**Conference games**

<b>RECORD:</b>	<b>OVERALL</b>	<b>HOME</b>	<b>AWAY</b>	<b>NEUTRAL</b>
ALL GAMES	6-5	5-1	1-4	0-0
CONFERENCE	6-5	5-1	1-4	0-0
NON-CONFERENCE	0-0	0-0	0-0	0-0

##	Player	gp-gs	min	avg	Total		3-Point		F-Throw		Rebounds				pf	dq	a	to	blk	stl	pts	avg
					fg-fga	fg%	3fg-fga	3fg%	ft-fa	ft%	off	def	tot	avg								
03	Dee Bost	11-11	397	36.1	53-136	.390	18-66	.273	38-57	.667	5	41	46	4.2	21	0	52	41	4	11	162	14.7
02	Ravern Johnson	10-10	269	26.9	48-102	.471	18-54	.333	10-18	.556	6	21	27	2.7	19	1	4	9	6	6	124	12.4
22	Barry Stewart	11-11	397	36.1	42-115	.365	27-74	.365	23-31	.742	8	31	39	3.5	26	2	24	13	3	20	134	12.2
32	Jarvis Varnado	11-11	377	34.3	48-104	.462	0-0	.000	32-58	.552	37	88	125	11.4	31	2	11	26	53	5	128	11.6
24	Kodi Augustus	11-11	244	22.2	30-86	.349	8-35	.229	32-40	.800	27	37	64	5.8	25	0	9	17	12	5	100	9.1
25	Phil Turner	11-0	246	22.4	18-57	.316	8-29	.276	24-29	.828	14	35	49	4.5	21	0	16	10	3	16	68	6.2
05	Romero Osby	11-1	174	15.8	21-49	.429	5-17	.294	12-19	.632	14	17	31	2.8	16	0	9	11	1	2	59	5.4
15	Riley Benock	11-0	118	10.7	3-14	.214	2-11	.182	0-0	.000	6	5	11	1.0	8	0	7	7	1	5	8	0.7
50	John Riek	5-0	12	2.4	1-2	.500	0-0	.000	0-0	.000	0	2	2	0.4	4	0	0	0	1	0	2	0.4
20	Taylor Luczak	1-0	1	1.0	0-0	.000	0-0	.000	0-0	.000	0	0	0	0.0	0	0	0	0	0	0	0	0.0
12	Charles Parker	1-0	1	1.0	0-0	.000	0-0	.000	0-0	.000	0	0	0	0.0	0	0	0	0	0	0	0	0.0
30	Wendell Lewis	7-0	13	1.9	0-4	.000	0-0	.000	0-0	.000	2	0	2	0.3	3	0	0	1	0	0	0	0.0
21	Baxter Price	1-0	1	1.0	0-0	.000	0-0	.000	0-0	.000	0	0	0	0.0	0	0	0	0	0	0	0	0.0
Team											21	24	45					2				
Total.....		11	2250		264-669	.395	86-286	.301	171-252	.679	140	301	441	40.1	174	5	132	137	84	70	785	71.4
Opponents.....		11	2250		283-720	.393	65-221	.294	136-197	.690	161	303	464	42.2	198	-	136	132	45	78	767	69.7

<b>TEAM STATISTICS</b>	<b>MS</b>	<b>OPP</b>
SCORING	785	767
Points per game	71.4	69.7
Scoring margin	+1.6	-
FIELD GOALS-ATT	264-669	283-720
Field goal pct	.395	.393
3 POINT FG-ATT	86-286	65-221
3-point FG pct	.301	.294
3-pt FG made per game	7.8	5.9
FREE THROWS-ATT	171-252	136-197
Free throw pct	.679	.690
F-Throws made per game	15.5	12.4
REBOUNDS	441	464
Rebounds per game	40.1	42.2
Rebounding margin	-2.1	-
ASSISTS	132	136
Assists per game	12.0	12.4
TURNOVERS	137	132
Turnovers per game	12.5	12.0
Turnover margin	-0.5	-
Assist/turnover ratio	1.0	1.0
STEALS	70	78
Steals per game	6.4	7.1
BLOCKS	84	45
Blocks per game	7.6	4.1
ATTENDANCE	52311	60475
Home games-Avg/Game	6-8718	5-12095
Neutral site-Avg/Game	-	0-0

<b>Date</b>	<b>Opponent</b>		<b>Score</b>	<b>Att.</b>
* 01/09/10	at Ole Miss	w	80-75	9360
* 01-14-10	ARKANSAS	w	82-80	8339
* 01-16-10	UGA	w	72-69	7682
* 01/23/10	at Alabama	L	57-62	12336
* 01-28-10	at Arkansas	L	62-67	12803
* 01-30-10	LOUISIANA STATE	w	67-51	7247
* 2/3/10	at Vanderbilt	L	72-75	14316
* 2/6/10	at Florida	L	62-69	11660
* 02-11-10	OLE MISS	w	71-63	9401
* 02-13-10	AUBURN	Wot	85-75	8854
* 02-16-10	KENTUCKY	Lot	75-81	10788

\* = Conference game

<b>Score by Periods</b>	<b>1st</b>	<b>2nd</b>	<b>OT</b>	<b>Totals</b>
Mississippi State	353	413	19	785
Opponents	349	403	15	767

**2009-2010 Mississippi State Basketball**  
**Mississippi State Game-by-Game Highs (as of Feb 17, 2010)**  
**All games**

Opponent	Date	Score	Points	Rebounds	Assists	Steals	Blocked shots
RIDER	11-13-09	74-88	22-Jarvis Varnado	14-Jarvis Varnado	7-Dee Bost	1-Phil Turner Dee Bost	7-Jarvis Varnado
SE LOUISIANA	11-19-09	82-67	20-Jarvis Varnado	14-Phil Turner	4-Dee Bost	3-Jarvis Varnado	8-Jarvis Varnado
BETHUNE-COOKMAN	11-21-09	67-51	10-Dee Bost Barry Stewart Ravern Johnson Jarvis Varnado	10-Jarvis Varnado	4-Barry Stewart	2-Riley Benock Ravern Johnson Phil Turner Dee Bost	4-Jarvis Varnado
TEXAS-PAN AMERICAN	11-24-09	75-50	13-Dee Bost	15-Jarvis Varnado	4-Dee Bost	3-Phil Turner	8-Jarvis Varnado
vs Richmond	11-27-09	62-63	15-Ravern Johnson	9-Phil Turner	4-Dee Bost	None	1-Jarvis Varnado
vs Old Dominion	11-28-09	69-55	25-Dee Bost	7-Kodi Augustus	4-Dee Bost	2-Kodi Augustus	5-Jarvis Varnado
ST. BONAVENTURE	12-05-09	105-53	18-Ravern Johnson	8-Dee Bost Jarvis Varnado	7-Dee Bost Barry Stewart	3-Jarvis Varnado	4-Jarvis Varnado
vs DePaul	12-10-09	76-45	14-Ravern Johnson	14-Jarvis Varnado	5-Phil Turner	2-Phil Turner	3-Jarvis Varnado
vs UCLA	12-12-09	72-54	29-Ravern Johnson	11-Jarvis Varnado	7-Dee Bost	3-Phil Turner	7-Jarvis Varnado
WRIGHT STATE	12-16-09	80-69	21-Barry Stewart	8-Jarvis Varnado	11-Dee Bost	2-Kodi Augustus Barry Stewart	6-Jarvis Varnado
at Houston	12-19-09	70-64	15-Ravern Johnson Dee Bost	17-Jarvis Varnado	6-Dee Bost	2-Dee Bost	5-Jarvis Varnado
vs Centenary	12-22-09	88-51	20-Ravern Johnson	9-Jarvis Varnado	6-Dee Bost	2-Dee Bost Phil Turner	4-Jarvis Varnado
MISS. VALLEY STATE	12-28-09	73-45	22-Ravern Johnson	8-Phil Turner	7-Dee Bost	3-Dee Bost	7-Jarvis Varnado
at San Diego	12/31/09	77-68	23-Jarvis Varnado	17-Jarvis Varnado	4-Barry Stewart	2-Dee Bost	2-Jarvis Varnado
at WKU	01/04/10	52-55	17-Jarvis Varnado	12-Jarvis Varnado	5-Dee Bost	2-Jarvis Varnado	3-Jarvis Varnado
at Ole Miss	01/09/10	80-75	25-Dee Bost	12-Kodi Augustus Jarvis Varnado	6-Dee Bost	2-Ravern Johnson	6-Jarvis Varnado
ARKANSAS	01-14-10	82-80	20-Dee Bost	12-Jarvis Varnado	6-Dee Bost	2-Riley Benock	10-Jarvis Varnado
UGA	01-16-10	72-69	15-Dee Bost Phil Turner	14-Jarvis Varnado	7-Dee Bost	3-Phil Turner	6-Jarvis Varnado
at Alabama	01/23/10	57-62	13-Barry Stewart	8-Dee Bost Jarvis Varnado	2-Dee Bost Phil Turner	2-Phil Turner Barry Stewart	4-Jarvis Varnado
at Arkansas	01-28-10	62-67	19-Ravern Johnson	14-Jarvis Varnado	6-Dee Bost	1-Jarvis Varnado Riley Benock Barry Stewart	2-Jarvis Varnado Kodi Augustus
LOUISIANA STATE	01-30-10	67-51	15-Ravern Johnson	10-Jarvis Varnado	5-Dee Bost	2-Barry Stewart	4-Jarvis Varnado
at Vanderbilt	2/3/10	72-75	15-Kodi Augustus	14-Jarvis Varnado	4-Phil Turner	4-Barry Stewart	9-Jarvis Varnado
at Florida	2/6/10	62-69	20-Ravern Johnson	13-Jarvis Varnado	9-Dee Bost	3-Barry Stewart	1-Kodi Augustus Dee Bost Jarvis Varnado
OLE MISS	02-11-10	71-63	18-Ravern Johnson	11-Jarvis Varnado	5-Phil Turner	3-Phil Turner	4-Jarvis Varnado
AUBURN	02-13-10	85-75	32-Dee Bost	12-Jarvis Varnado	5-Barry Stewart	2-Phil Turner	5-Jarvis Varnado
KENTUCKY	02-16-10	75-81	22-Dee Bost	5-Jarvis Varnado Riley Benock Dee Bost Kodi Augustus	4-Romero Osby	5-Barry Stewart	2-Jarvis Varnado



**2009-2010 Mississippi State Basketball**  
**Mississippi State Points-Rebounds-Assists (as of Feb 17, 2010)**  
**All games**

Opponent	Date	Score		02 JOHNSON,R	03 BOST,DEE	05 OSBY,ROME	12 PARKER,CH	15 BENOCK,RIL	20 LUCZAK,TAY	21 PRICE,BAXT	22 STEWART,B	24 AUGUSTUS,	25 TURNER,PHI	30 LEWIS,WEND	32 VARNADO,J
RIDER	11-13-09	74-88	L	10-1-1	14-2-7	4-3-0	DNP	0-0-1	DNP	DNP	7-3-3	9-5-0	8-5-1	0-1-0	22-14-2
SLU	11-19-09	82-67	w	17-3-0	10-5-4	5-4-1	0-0-0	2-2-1	3-0-0	0-0-0	13-3-1	DNP	10-14-3	2-2-0	20-9-2
BCU	11-21-09	67-51	w	10-2-0	10-4-2	7-6-3	0-0-0	5-2-0	0-0-0	0-0-0	10-1-4	DNP	9-5-2	6-5-0	10-10-2
TPA	11-24-09	75-50	w	11-3-0	13-6-4	8-2-2	2-0-0	0-1-0	0-1-0	0-0-0	12-2-0	9-8-0	5-3-2	2-1-0	12-15-1
vs UR	11-27-09	62-63	L	15-6-1	5-3-4	4-1-0	DNP	0-1-0	DNP	DNP	13-3-3	13-6-0	4-9-2	0-3-0	8-6-0
vs ODU	11-28-09	69-55	w	6-3-3	25-4-4	1-1-0	DNP	0-0-0	DNP	DNP	10-3-3	10-7-2	2-6-0	0-0-0	15-6-0
SBU	12-05-09	105-53	w	18-5-3	17-8-7	5-5-0	0-0-0	9-0-5	0-0-0	0-2-0	13-4-7	17-5-1	5-0-1	7-5-0	14-8-1
vs DPU	12-10-09	76-45	w	14-3-0	4-3-4	13-7-1	0-1-0	6-2-1	0-1-0	2-0-0	12-3-2	11-3-0	2-5-5	0-4-0	12-14-0
vs UCLA	12-12-09	72-54	w	29-7-0	2-6-7	2-2-0	0-0-0	3-1-0	0-0-0	0-0-0	6-2-4	7-2-0	6-3-0	4-1-0	13-11-0
WSU	12-16-09	80-69	w	13-5-1	7-6-11	10-2-0	0-0-0	0-0-1	0-0-0	0-0-0	21-3-1	5-4-1	3-1-1	4-2-0	17-8-0
at HOU	12-19-09	70-64	w	15-4-1	15-6-6	0-1-0	DNP	0-2-1	DNP	DNP	14-5-0	7-16-0	5-4-0	1-2-0	13-17-0
vs CC	12-22-09	88-51	w	20-3-0	10-6-6	8-2-0	0-0-0	9-1-2	0-0-0	0-0-0	14-4-5	5-5-3	6-4-3	2-1-0	8-9-1
MVSU	12-28-09	73-45	w	22-4-0	5-5-7	DNP	0-0-0	0-0-0	0-0-0	0-0-0	11-5-2	7-4-3	12-8-2	2-1-0	10-7-2
at USDMBB	12/31/09	77-68	w	10-3-0	10-3-3	2-2-0	DNP	0-1-1	DNP	DNP	2-0-4	17-2-1	9-2-0	4-2-0	23-17-1
at WKU	01/04/10	52-55	L	8-6-0	13-6-5	0-1-0	DNP	0-1-0	DNP	DNP	9-3-1	3-3-0	2-6-0	0-1-0	17-12-1
at UM	01/09/10	80-75	w	15-1-1	25-2-6	5-3-0	DNP	0-0-2	DNP	DNP	11-5-2	13-12-0	2-3-0	DNP	9-12-1
AR	01-14-10	82-80	w	11-2-0	20-7-6	9-2-2	DNP	0-0-1	DNP	DNP	12-3-2	7-9-1	6-4-1	0-2-0	17-12-1
UGA	01-16-10	72-69	w	7-2-0	15-4-7	3-2-0	DNP	0-1-0	DNP	DNP	10-2-2	8-2-2	15-5-1	0-0-0	14-14-0
at UA	01/23/10	57-62	L	10-5-0	10-8-2	4-7-0	DNP	0-0-0	DNP	DNP	13-2-1	6-5-1	5-7-2	0-0-0	9-8-1
at AR	01-28-10	62-67	L	19-8-0	8-1-6	0-1-0	DNP	3-2-0	DNP	DNP	11-0-0	10-10-1	2-4-0	DNP	9-14-1
LSU	01-30-10	67-51	w	15-2-0	2-4-5	5-4-2	0-0-0	3-0-2	0-0-0	0-0-0	12-1-0	5-4-1	12-5-0	0-0-0	11-10-1
at VU	2/3/10	72-75	L	6-0-2	12-2-1	8-5-1	DNP	0-0-0	DNP	DNP	13-6-2	15-4-0	6-4-4	DNP	12-14-0
at UF	2/6/10	62-69	L	20-5-1	5-0-9	0-1-0	DNP	0-0-0	DNP	DNP	12-4-3	4-3-1	5-4-2	DNP	16-13-0
UM	02-11-10	71-63	w	18-2-0	11-4-3	9-2-0	DNP	2-2-0	DNP	DNP	12-6-4	8-3-0	0-5-5	0-0-0	11-11-4
AU	02-13-10	85-75	w	3-0-0	32-9-4	11-1-0	DNP	0-1-0	DNP	DNP	12-6-5	7-7-1	10-6-0	0-0-0	10-12-1
UK	02-16-10	75-81	L	DNP	22-5-3	5-3-4	DNP	0-5-2	DNP	DNP	16-4-3	17-5-1	5-2-1	0-0-0	10-5-1

2009-2010 Mississippi State Basketball  
Mississippi State Points-Rebounds-Assists (as of Feb 17, 2010)  
All games

Opponent	Date	Score	45		50	
				BAILEY,ELG		RIEK,JOHN
RIDER	11-13-09	74-88	L	DNP		DNP
SLU	11-19-09	82-67	W	0-0-0		DNP
BCU	11-21-09	67-51	W	DNP		DNP
TPA	11-24-09	75-50	W	1-0-0		DNP
vs UR	11-27-09	62-63	L	0-0-0		DNP
vs ODU	11-28-09	69-55	W	0-0-0		DNP
SBU	12-05-09	105-53	W	DNP		DNP
vs DPU	12-10-09	76-45	W	DNP		DNP
vs UCLA	12-12-09	72-54	W	DNP		DNP
WSU	12-16-09	80-69	W	DNP		0-0-0
at HOU	12-19-09	70-64	W	DNP		DNP
vs CC	12-22-09	88-51	W	DNP		6-7-0
MVSU	12-28-09	73-45	W	DNP		4-5-0
at USDMBB	12/31/09	77-68	W	DNP		DNP
at WKU	01/04/10	52-55	L	DNP		DNP
at UM	01/09/10	80-75	W	DNP		0-1-0
AR	01-14-10	82-80	W	DNP		0-0-0
UGA	01-16-10	72-69	W	DNP		0-0-0
at UA	01/23/10	57-62	L	DNP		DNP
at AR	01-28-10	62-67	L	DNP		DNP
LSU	01-30-10	67-51	W	DNP		2-1-0
at VU	2/3/10	72-75	L	DNP		DNP
at UF	2/6/10	62-69	L	DNP		0-0-0
UM	02-11-10	71-63	W	DNP		DNP
AU	02-13-10	85-75	W	DNP		DNP
UK	02-16-10	75-81	L	DNP		DNP

**2009-2010 Mississippi State Basketball**  
**Mississippi State Team Game-by-Game Comparison (as of Feb 17, 2010)**  
**All games**

Opponent	1st	2nd	Score	Mar	Total FG	FG Pct	3-Pointers	3FG Pct	Free Throws	FT Pct	Rebounds	Assist	T/Over	Block	Steal	Fouls
RIDER	42/44	32/44	74-88	(14)	26-62/30-59	.419/.508	10-27/10-16	.370/.625	12-19/18-28	.632/.643	37/38 (1)	15/14	12/6	9/2	2/5	20/19
SE LOUISIANA	41/29	41/38	82-67	+15	28-62/26-66	.452/.394	10-25/8-20	.400/.400	16-21/7-9	.762/.778	47/30 +17	12/12	13/11	10/7	9/5	9/19
BETHUNE-COOKMAN	31/24	36/27	67-51	+16	24-56/18-52	.429/.346	8-20/4-12	.400/.333	11-15/11-13	.733/.846	37/32 +5	13/9	13/15	9/4	8/9	8/15
TEXAS-PAN AMERICAN	42/33	33/17	75-50	+25	30-57/19-65	.526/.292	9-22/7-21	.409/.333	6-11/5-8	.545/.625	45/33 +12	9/7	16/11	14/2	8/6	12/15
Richmond	32/35	30/28	62-63	(1)	18-54/22-44	.333/.500	9-25/8-19	.360/.421	17-23/11-14	.739/.786	41/24 +17	10/16	13/13	1/1	0/5	15/22
Old Dominion	36/28	33/27	69-55	+14	21-45/22-58	.467/.379	9-23/5-18	.391/.278	18-23/6-8	.783/.750	33/33 -	12/14	11/10	5/0	3/5	10/23
ST. BONAVENTURE	56/22	49/31	105-53	+52	37-62/23-69	.597/.333	16-28/2-11	.571/.182	15-21/5-9	.714/.556	44/31 +13	25/7	11/12	10/4	7/5	14/18
DePaul	35/15	41/30	76-45	+31	24-55/18-64	.436/.281	12-29/5-18	.414/.278	16-22/4-10	.727/.400	49/36 +13	13/6	17/12	7/1	6/10	12/19
UCLA	40/19	32/35	72-54	+18	28-59/22-63	.475/.349	9-24/4-20	.375/.200	7-12/6-13	.583/.462	39/41 (2)	11/12	12/10	8/1	5/7	8/13
WRIGHT STATE	43/31	37/38	80-69	+11	29-46/23-66	.630/.348	12-25/14-36	.480/.389	10-14/9-10	.714/.900	34/28 +6	16/14	18/10	13/0	5/7	12/15
Houston	34/34	36/30	70-64	+6	22-57/24-77	.386/.312	8-22/10-31	.364/.323	18-30/6-14	.600/.429	59/39 +20	8/11	19/6	6/0	5/7	14/23
Centenary	46/27	42/24	88-51	+37	30-60/19-59	.500/.322	14-27/6-19	.519/.316	14-18/7-12	.778/.583	44/29 +15	20/10	10/11	9/4	5/7	12/14
MISS. VALLEY STATE	41/22	32/23	73-45	+28	24-61/19-62	.393/.306	12-33/4-19	.364/.211	13-20/3-8	.650/.375	44/45 (1)	16/6	4/13	12/1	10/1	10/16
San Diego	38/30	39/38	77-68	+9	26-48/22-57	.542/.386	6-14/6-17	.429/.353	19-26/18-25	.731/.720	35/29 +6	10/9	17/12	4/2	5/6	20/21
WKU	26/23	26/32	52-55	(3)	17-47/19-55	.362/.345	4-19/5-19	.211/.263	14-27/12-16	.519/.750	41/34 +7	7/10	18/13	5/2	4/9	18/21
Ole Miss	37/42	43/33	80-75	+5	24-57/29-72	.421/.403	10-22/9-23	.455/.391	22-33/8-13	.667/.615	46/39 +7	12/15	15/9	8/5	6/7	13/21
ARKANSAS	51/39	31/41	82-80	+2	27-57/31-76	.474/.408	8-17/8-18	.471/.444	20-30/10-14	.667/.714	42/37 +5	14/16	14/11	13/5	6/8	12/22
UGA	30/41	42/28	72-69	+3	24-58/30-70	.414/.429	8-31/2-14	.258/.143	16-25/7-9	.640/.778	33/47 (14)	12/11	11/15	10/3	9/7	9/17
Alabama	26/27	31/35	57-62	(5)	20-63/22-63	.317/.349	2-18/6-19	.111/.316	15-23/12-18	.652/.667	45/49 (4)	7/16	11/13	7/6	7/7	15/18
Arkansas	29/21	33/46	62-67	(5)	21-67/19-52	.313/.365	5-26/7-21	.192/.333	15-18/22-33	.833/.667	44/37 +7	8/10	15/11	8/3	3/7	22/16
LOUISIANA STATE	23/15	44/36	67-51	+16	21-50/18-53	.420/.340	7-22/5-15	.318/.333	18-26/10-14	.692/.714	36/34 +2	11/7	8/12	7/0	4/1	16/19
Vanderbilt	31/38	41/37	72-75	(3)	24-68/25-56	.353/.446	9-34/6-11	.265/.545	15-22/19-27	.682/.704	40/40 -	10/12	15/17	10/4	8/7	22/17
Florida	29/27	33/42	62-69	(7)	23-60/25-62	.383/.403	8-23/3-17	.348/.176	8-13/16-22	.615/.727	35/46 (11)	16/14	14/14	3/1	8/11	18/13
OLE MISS	33/29	38/34	71-63	+8	24-49/27-71	.490/.380	8-24/6-26	.333/.231	15-23/3-4	.652/.750	39/36 +3	16/11	17/10	7/4	8/13	9/21
AUBURN	35/38	39/36	85-75	+10	29-70/29-79	.414/.367	11-34/9-33	.324/.273	16-23/8-12	.696/.667	46/47 (1)	11/10	8/8	9/2	2/5	10/17
KENTUCKY	29/32	38/35	75-81	(6)	27-70/28-66	.386/.424	10-35/4-24	.286/.167	11-16/21-31	.688/.677	35/52 (17)	15/14	9/12	2/12	9/5	28/17

Note: Game totals are displayed in the format TEAM/OPPONENT for each category

**2009-2010 Mississippi State Basketball**  
**Mississippi State Category Leaders (as of Feb 17, 2010)**  
**All games**

<b>Points</b>	<b>G</b>	<b>Pts</b>	<b>Pts/G</b>
Jarvis Varnado	26	342	13.2
Ravern Johnson	25	342	13.7
Dee Bost	26	322	12.4
Barry Stewart	26	301	11.6
Kodi Augustus	24	220	9.2
Phil Turner	26	156	6.0
Romero Osby	25	128	5.1
Riley Benock	26	42	1.6
Wendell Lewis	22	34	1.5
John Riek	8	12	1.5
Taylor Luczak	10	3	0.3
Charles Parker	10	2	0.2
Baxter Price	10	2	0.2

<b>FG Percentage</b>	<b>FG</b>	<b>Att</b>	<b>Pct</b>
Taylor Luczak	1	1	1.000
Jarvis Varnado	123	220	.559
Wendell Lewis	15	29	.517
Ravern Johnson	129	257	.502
John Riek	4	8	.500
Romero Osby	45	93	.484
Kodi Augustus	66	168	.393
Barry Stewart	102	266	.383
Dee Bost	99	264	.375
Riley Benock	15	42	.357
Phil Turner	47	140	.336
Baxter Price	1	3	.333

<b>3-Point Percentage</b>	<b>3FG</b>	<b>Att</b>	<b>Pct</b>
Taylor Luczak	1	1	1.000
Ravern Johnson	65	151	.430
Romero Osby	12	31	.387
Kodi Augustus	25	69	.362
Barry Stewart	55	154	.357
Riley Benock	12	36	.333
Dee Bost	46	139	.331
Phil Turner	18	66	.273
Charles Parker	0	2	.000

<b>Free Throw Percent</b>	<b>FG</b>	<b>Att</b>	<b>Pct</b>
Phil Turner	44	54	.815
Kodi Augustus	63	81	.778
Dee Bost	78	109	.716
Barry Stewart	42	62	.677
John Riek	4	6	.667
Romero Osby	26	39	.667
Jarvis Varnado	96	155	.619
Ravern Johnson	19	33	.576
Wendell Lewis	4	8	.500
Elgin Bailey	1	5	.200
Riley Benock	0	1	.000
Charles Parker	0	1	.000

<b>Scoring Average</b>	<b>G</b>	<b>Pts</b>	<b>Avg/G</b>
Ravern Johnson	25	342	13.7
Jarvis Varnado	26	342	13.2
Dee Bost	26	322	12.4
Barry Stewart	26	301	11.6
Kodi Augustus	24	220	9.2
Phil Turner	26	156	6.0
Romero Osby	25	128	5.1
Riley Benock	26	42	1.6
Wendell Lewis	22	34	1.5
John Riek	8	12	1.5
Taylor Luczak	10	3	0.3
Elgin Bailey	4	1	0.3

<b>Field Goal Attempts</b>	<b>G</b>	<b>Att</b>	<b>Att/G</b>
Barry Stewart	26	266	10.2
Dee Bost	26	264	10.2
Ravern Johnson	25	257	10.3
Jarvis Varnado	26	220	8.5
Kodi Augustus	24	168	7.0

<b>Field Goals Made</b>	<b>G</b>	<b>Made</b>	<b>Made/G</b>
Ravern Johnson	25	129	5.2
Jarvis Varnado	26	123	4.7
Barry Stewart	26	102	3.9
Dee Bost	26	99	3.8
Kodi Augustus	24	66	2.8

<b>3-Point FG Attempts</b>	<b>G</b>	<b>Att</b>	<b>Att/G</b>
Barry Stewart	26	154	5.9
Ravern Johnson	25	151	6.0
Dee Bost	26	139	5.3
Kodi Augustus	24	69	2.9
Phil Turner	26	66	2.5

<b>3-Point FG Made</b>	<b>G</b>	<b>Made</b>	<b>Made/G</b>
Ravern Johnson	25	65	2.6
Barry Stewart	26	55	2.1
Dee Bost	26	46	1.8
Kodi Augustus	24	25	1.0
Phil Turner	26	18	0.7

<b>Free Throw Attempts</b>	<b>G</b>	<b>Att</b>	<b>Att/G</b>
Jarvis Varnado	26	155	6.0
Dee Bost	26	109	4.2
Kodi Augustus	24	81	3.4
Barry Stewart	26	62	2.4
Phil Turner	26	54	2.1

<b>Free Throws Made</b>	<b>G</b>	<b>Made</b>	<b>Made/G</b>
Jarvis Varnado	26	96	3.7
Dee Bost	26	78	3.0
Kodi Augustus	24	63	2.6
Phil Turner	26	44	1.7
Barry Stewart	26	42	1.6



**2009-2010 Mississippi State Basketball**  
**Mississippi State Category Leaders (as of Feb 17, 2010)**  
**All games**

<b>Rebounds</b>	<b>G</b>	<b>Reb</b>	<b>Reb/G</b>
Jarvis Varnado	26	288	11.1
Kodi Augustus	24	134	5.6
Phil Turner	26	124	4.8
Dee Bost	26	119	4.6
Ravern Johnson	25	85	3.4

<b>Rebound Average</b>	<b>G</b>	<b>Reb</b>	<b>Avg/G</b>
Jarvis Varnado	26	288	11.1
Kodi Augustus	24	134	5.6
Phil Turner	26	124	4.8
Dee Bost	26	119	4.6
Ravern Johnson	25	85	3.4

<b>Offensive Rebounds</b>	<b>G</b>	<b>No.</b>	<b>Avg/G</b>
Jarvis Varnado	26	79	3.0
Kodi Augustus	24	51	2.1
Phil Turner	26	34	1.3
Romero Osby	25	24	1.0
Barry Stewart	26	19	0.7

<b>Defensive Rebounds</b>	<b>G</b>	<b>No.</b>	<b>Avg/G</b>
Jarvis Varnado	26	209	8.0
Dee Bost	26	108	4.2
Phil Turner	26	90	3.5
Kodi Augustus	24	83	3.5
Ravern Johnson	25	69	2.8

<b>Fouls</b>	<b>G</b>	<b>No.</b>	<b>Per/G</b>
Jarvis Varnado	26	63	2.4
Barry Stewart	26	52	2.0
Kodi Augustus	24	52	2.2
Dee Bost	26	47	1.8
Phil Turner	26	44	1.7

<b>Foulouts</b>	<b>G</b>	<b>No.</b>
Jarvis Varnado	26	2
Barry Stewart	26	2
Ravern Johnson	25	1
Dee Bost	26	1

<b>Assists</b>	<b>G</b>	<b>No.</b>	<b>Ast/G</b>
Dee Bost	26	133	5.1
Barry Stewart	26	64	2.5
Phil Turner	26	38	1.5
Jarvis Varnado	26	24	0.9
Kodi Augustus	24	20	0.8
Riley Benock	26	20	0.8

<b>Steals</b>	<b>G</b>	<b>No.</b>	<b>Stl/G</b>
Phil Turner	26	37	1.4
Dee Bost	26	31	1.2
Barry Stewart	26	28	1.1
Jarvis Varnado	26	16	0.6
Riley Benock	26	13	0.5

<b>Blocked Shots</b>	<b>G</b>	<b>No.</b>	<b>Blk/G</b>
Jarvis Varnado	26	127	4.9
Kodi Augustus	24	22	0.9
Ravern Johnson	25	16	0.6
Phil Turner	26	8	0.3
Dee Bost	26	7	0.3
Barry Stewart	26	7	0.3

<b>Minutes</b>	<b>G</b>	<b>No.</b>	<b>Min/G</b>
Dee Bost	26	894	34.4
Barry Stewart	26	894	34.4
Jarvis Varnado	26	796	30.6
Ravern Johnson	25	707	28.3
Phil Turner	26	559	21.5

<b>Turnovers</b>	<b>G</b>	<b>No.</b>	<b>TO/G</b>
Dee Bost	26	85	3.3
Jarvis Varnado	26	51	2.0
Kodi Augustus	24	45	1.9
Barry Stewart	26	34	1.3
Romero Osby	25	30	1.2
Ravern Johnson	25	30	1.2

**2009-2010 Mississippi State Basketball**  
**Mississippi State Team High/Low Analysis (as of Feb 17, 2010)**  
**All games**

**Mississippi State - TEAM GAME HIGHS**

POINTS	105	ST. BONAVENTURE (12-05-09)
	88	vs Centenary (12-22-09)
	85	AUBURN (02-13-10)
	82	ARKANSAS (01-14-10)
	82	SE LOUISIANA (11-19-09)
FIELD GOALS MADE	37	ST. BONAVENTURE (12-05-09)
	30	vs Centenary (12-22-09)
	30	TEXAS-PAN AMERICAN (11-24-09)
FIELD GOAL ATTEMPTS	70	KENTUCKY (02-16-10)
	70	AUBURN (02-13-10)
FIELD GOAL PERCENTAGE	.630 (29-46)	WRIGHT STATE (12-16-09)
	.597 (37-62)	ST. BONAVENTURE (12-05-09)
3 PT FIELD GOALS MADE	16	ST. BONAVENTURE (12-05-09)
	14	vs Centenary (12-22-09)
3 PT FG ATTEMPTS	35	KENTUCKY (02-16-10)
	34	AUBURN (02-13-10)
	34	at Vanderbilt (2/3/10)
3 PT FG PERCENTAGE	.571 (16-28)	ST. BONAVENTURE (12-05-09)
	.519 (14-27)	vs Centenary (12-22-09)
FREE THROWS MADE	22	at Ole Miss (01/09/10)
	20	ARKANSAS (01-14-10)
FREE THROW ATTEMPTS	33	at Ole Miss (01/09/10)
	30	ARKANSAS (01-14-10)
	30	at Houston (12-19-09)
FREE THROW PERCENTAGE	.833 (15-18)	at Arkansas (01-28-10)
	.783 (18-23)	vs Old Dominion (11-28-09)
REBOUNDS	59	at Houston (12-19-09)
	49	vs DePaul (12-10-09)
ASSISTS	25	ST. BONAVENTURE (12-05-09)
	20	vs Centenary (12-22-09)
STEALS	10	MISS. VALLEY STATE (12-28-09)
	9	KENTUCKY (02-16-10)
	9	UGA (01-16-10)
	9	SE LOUISIANA (11-19-09)
BLOCKED SHOTS	14	TEXAS-PAN AMERICAN (11-24-09)
	13	ARKANSAS (01-14-10)
	13	WRIGHT STATE (12-16-09)
TURNOVERS	19	at Houston (12-19-09)
	18	at WKU (01/04/10)
	18	WRIGHT STATE (12-16-09)
FOULS	28	KENTUCKY (02-16-10)
	22	at Vanderbilt (2/3/10)
	22	at Arkansas (01-28-10)

**2009-2010 Mississippi State Basketball**  
**Mississippi State High/Low Analysis (as of Feb 17, 2010)**  
**All games**

**Opponent - GAME HIGHS**

POINTS	88		RIDER (11-13-09)
	81		KENTUCKY (02-16-10)
	80		ARKANSAS (01-14-10)
	75		AUBURN (02-13-10)
	75		at Vanderbilt (2/3/10)
	75		at Ole Miss (01/09/10)
FIELD GOALS MADE	31		ARKANSAS (01-14-10)
	30		UGA (01-16-10)
	30		RIDER (11-13-09)
FIELD GOAL ATTEMPTS	79		AUBURN (02-13-10)
	77		at Houston (12-19-09)
FIELD GOAL PERCENTAGE	.508	(30-59)	RIDER (11-13-09)
	.500	(22-44)	vs Richmond (11-27-09)
3 PT FIELD GOALS MADE	14		WRIGHT STATE (12-16-09)
	10		at Houston (12-19-09)
	10		RIDER (11-13-09)
3 PT FG ATTEMPTS	36		WRIGHT STATE (12-16-09)
	33		AUBURN (02-13-10)
3 PT FG PERCENTAGE	.625	(10-16)	RIDER (11-13-09)
	.545	(6-11)	at Vanderbilt (2/3/10)
FREE THROWS MADE	22		at Arkansas (01-28-10)
	21		KENTUCKY (02-16-10)
FREE THROW ATTEMPTS	33		at Arkansas (01-28-10)
	31		KENTUCKY (02-16-10)
FREE THROW PERCENTAGE	.900	(9-10)	WRIGHT STATE (12-16-09)
	.846	(11-13)	BETHUNE-COOKMAN (11-21-09)
REBOUNDS	52		KENTUCKY (02-16-10)
	49		at Alabama (01/23/10)
ASSISTS	16		at Alabama (01/23/10)
	16		ARKANSAS (01-14-10)
	16		vs Richmond (11-27-09)
STEALS	13		OLE MISS (02-11-10)
	11		at Florida (2/6/10)
BLOCKED SHOTS	12		KENTUCKY (02-16-10)
	7		SE LOUISIANA (11-19-09)
TURNOVERS	17		at Vanderbilt (2/3/10)
	15		UGA (01-16-10)
	15		BETHUNE-COOKMAN (11-21-09)
FOULS	23		at Houston (12-19-09)
	23		vs Old Dominion (11-28-09)

**2009-2010 Mississippi State Basketball**  
**Mississippi State High/Low Analysis (as of Feb 17, 2010)**  
**All games**

**Mississippi State - GAME LOWS**

POINTS	52		at WKU (01/04/10)
	57		at Alabama (01/23/10)
	62		vs Richmond (11-27-09)
	62		at Arkansas (01-28-10)
	62		at Florida (2/6/10)
FIELD GOALS MADE	17		at WKU (01/04/10)
	18		vs Richmond (11-27-09)
FIELD GOAL ATTEMPTS	45		vs Old Dominion (11-28-09)
	46		WRIGHT STATE (12-16-09)
FIELD GOAL PERCENTAGE	.313	(21-67)	at Arkansas (01-28-10)
	.317	(20-63)	at Alabama (01/23/10)
3 PT FIELD GOALS MADE	2		at Alabama (01/23/10)
	4		at WKU (01/04/10)
3 PT FG ATTEMPTS	14		at San Diego (12/31/09)
	17		ARKANSAS (01-14-10)
3 PT FG PERCENTAGE	.111	(2-18)	at Alabama (01/23/10)
	.192	(5-26)	at Arkansas (01-28-10)
FREE THROWS MADE	6		TEXAS-PAN AMERICAN (11-24-09)
	7		vs UCLA (12-12-09)
FREE THROW ATTEMPTS	11		TEXAS-PAN AMERICAN (11-24-09)
	12		vs UCLA (12-12-09)
FREE THROW PERCENTAGE	.519	(14-27)	at WKU (01/04/10)
	.545	(6-11)	TEXAS-PAN AMERICAN (11-24-09)
REBOUNDS	33		vs Old Dominion (11-28-09)
	33		UGA (01-16-10)
ASSISTS	7		at WKU (01/04/10)
	7		at Alabama (01/23/10)
STEALS	0		vs Richmond (11-27-09)
	2		RIDER (11-13-09)
	2		AUBURN (02-13-10)
BLOCKED SHOTS	1		vs Richmond (11-27-09)
	2		KENTUCKY (02-16-10)
TURNOVERS	4		MISS. VALLEY STATE (12-28-09)
	8		LOUISIANA STATE (01-30-10)
	8		AUBURN (02-13-10)
FOULS	8		BETHUNE-COOKMAN (11-21-09)
	8		vs UCLA (12-12-09)



**2009-2010 Mississippi State Basketball**  
**Mississippi State High/Low Analysis (as of Feb 17, 2010)**  
**All games**

**Opponent - GAME LOWS**

POINTS	45		vs DePaul (12-10-09)
	45		MISS. VALLEY STATE (12-28-09)
	50		TEXAS-PAN AMERICAN (11-24-09)
	51		BETHUNE-COOKMAN (11-21-09)
	51		vs Centenary (12-22-09)
	51		LOUISIANA STATE (01-30-10)
FIELD GOALS MADE	18		BETHUNE-COOKMAN (11-21-09)
	18		vs DePaul (12-10-09)
	18		LOUISIANA STATE (01-30-10)
FIELD GOAL ATTEMPTS	44		vs Richmond (11-27-09)
	52		BETHUNE-COOKMAN (11-21-09)
	52		at Arkansas (01-28-10)
FIELD GOAL PERCENTAGE	.281	(18-64)	vs DePaul (12-10-09)
	.292	(19-65)	TEXAS-PAN AMERICAN (11-24-09)
3 PT FIELD GOALS MADE	2		ST. BONAVENTURE (12-05-09)
	2		UGA (01-16-10)
3 PT FG ATTEMPTS	11		ST. BONAVENTURE (12-05-09)
	11		at Vanderbilt (2/3/10)
3 PT FG PERCENTAGE	.143	(2-14)	UGA (01-16-10)
	.167	(4-24)	KENTUCKY (02-16-10)
FREE THROWS MADE	3		MISS. VALLEY STATE (12-28-09)
	3		OLE MISS (02-11-10)
FREE THROW ATTEMPTS	4		OLE MISS (02-11-10)
	8		TEXAS-PAN AMERICAN (11-24-09)
	8		vs Old Dominion (11-28-09)
	8		MISS. VALLEY STATE (12-28-09)
FREE THROW PERCENTAGE	.375	(3-8)	MISS. VALLEY STATE (12-28-09)
	.400	(4-10)	vs DePaul (12-10-09)
REBOUNDS	24		vs Richmond (11-27-09)
	28		WRIGHT STATE (12-16-09)
ASSISTS	6		vs DePaul (12-10-09)
	6		MISS. VALLEY STATE (12-28-09)
STEALS	1		MISS. VALLEY STATE (12-28-09)
	1		LOUISIANA STATE (01-30-10)
BLOCKED SHOTS	0		vs Old Dominion (11-28-09)
	0		WRIGHT STATE (12-16-09)
	0		at Houston (12-19-09)
	0		LOUISIANA STATE (01-30-10)
TURNOVERS	6		RIDER (11-13-09)
	6		at Houston (12-19-09)
FOULS	13		vs UCLA (12-12-09)
	13		at Florida (2/6/10)

**2009-2010 Mississippi State Basketball**  
**Mississippi State Player High/Low Analysis (as of Feb 17, 2010)**  
**All games**

**Mississippi State - INDIVIDUAL GAME HIGHS**

Points	32		Dee Bost vs Auburn (02-13-10)
	29		Ravern Johnson vs UCLA (12-12-09)
	25		Dee Bost at Ole Miss (01/09/10)
	25		Dee Bost vs Old Dominion (11-28-09)
	23		Jarvis Varnado at San Diego (12/31/09)
Field Goals Made	12		Ravern Johnson vs UCLA (12-12-09)
	11		Dee Bost vs Auburn (02-13-10)
Field Goal Att.	21		Dee Bost vs Kentucky (02-16-10)
	19		Dee Bost vs Auburn (02-13-10)
	19		Ravern Johnson at Arkansas (01-28-10)
FG Pct (min 5 made)	1.000	(8-8)	Jarvis Varnado vs Rider (11-13-09)
	1.000	(6-6)	Jarvis Varnado vs Wright State (12-16-09)
3-Point FG Made	7		Dee Bost vs Auburn (02-13-10)
	6		Dee Bost vs Old Dominion (11-28-09)
3-Point FG Att.	12		Dee Bost vs Auburn (02-13-10)
	12		Dee Bost at Vanderbilt (2/3/10)
3-Pt FG Pct (min 2 made)	1.000	(3-3)	Kodi Augustus at San Diego (12/31/09)
	1.000	(3-3)	Riley Benock vs Centenary (12-22-09)
	1.000	(2-2)	Romero Osby at Vanderbilt (2/3/10)
	1.000	(2-2)	Phil Turner vs Louisiana State (01-30-10)
	1.000	(2-2)	Romero Osby vs Wright State (12-16-09)
Free Throws Made	9		Dee Bost at Ole Miss (01/09/10)
	9		Dee Bost at WKU (01/04/10)
Free Throw Att.	17		Jarvis Varnado at Houston (12-19-09)
	12		Dee Bost at Ole Miss (01/09/10)
FT Pct (min 3 made)	1.000	(8-8)	Kodi Augustus vs Old Dominion (11-28-09)
	1.000	(8-8)	Kodi Augustus vs Richmond (11-27-09)
	1.000	(7-7)	Jarvis Varnado at San Diego (12/31/09)
	1.000	(5-5)	Dee Bost at Houston (12-19-09)
	1.000	(4-4)	Phil Turner vs Auburn (02-13-10)
	1.000	(4-4)	Kodi Augustus vs Ole Miss (02-11-10)
	1.000	(4-4)	Jarvis Varnado at Vanderbilt (2/3/10)
	1.000	(4-4)	Phil Turner vs UGA (01-16-10)
	1.000	(4-4)	Kodi Augustus at Ole Miss (01/09/10)
	1.000	(4-4)	Phil Turner vs Miss. Valley State (12-28-09)
	1.000	(4-4)	Jarvis Varnado vs Miss. Valley State (12-28-09)
	1.000	(4-4)	Jarvis Varnado vs Centenary (12-22-09)
	1.000	(4-4)	Romero Osby vs DePaul (12-10-09)
	1.000	(4-4)	Jarvis Varnado vs Richmond (11-27-09)
	1.000	(4-4)	Dee Bost vs Bethune-Cookman (11-21-09)
	1.000	(4-4)	Barry Stewart vs SE Louisiana (11-19-09)
	1.000	(3-3)	Barry Stewart vs Kentucky (02-16-10)
	1.000	(3-3)	Dee Bost vs Auburn (02-13-10)
	1.000	(3-3)	Ravern Johnson vs Centenary (12-22-09)
	1.000	(3-3)	Kodi Augustus vs DePaul (12-10-09)
	1.000	(3-3)	Barry Stewart vs Old Dominion (11-28-09)
	1.000	(3-3)	Dee Bost vs Texas-Pan American (11-24-09)
Rebounds	17		Jarvis Varnado at San Diego (12/31/09)
	17		Jarvis Varnado at Houston (12-19-09)
Assists	11		Dee Bost vs Wright State (12-16-09)
	9		Dee Bost at Florida (2/6/10)
Steals	5		Barry Stewart vs Kentucky (02-16-10)
	4		Barry Stewart at Vanderbilt (2/3/10)

Blocked Shots	10	Jarvis Varnado vs Arkansas (01-14-10)
	9	Jarvis Varnado at Vanderbilt (2/3/10)
Turnovers	7	Dee Bost at Houston (12-19-09)
	6	Dee Bost at Vanderbilt (2/3/10)
	6	Dee Bost at Arkansas (01-28-10)
Fouls	5	Jarvis Varnado vs Kentucky (02-16-10)
	5	Barry Stewart vs Kentucky (02-16-10)
	5	Ravern Johnson at Vanderbilt (2/3/10)
	5	Barry Stewart at Arkansas (01-28-10)
	5	Jarvis Varnado at Alabama (01/23/10)
	5	Dee Bost vs Rider (11-13-09)

**2009-2010 Mississippi State Basketball**  
**Mississippi State Opponent High/Low Analysis (as of Feb 17, 2010)**  
**All games**

**OPPONENT INDIVIDUAL GAME HIGHS**

Points	35		Courtney Fortson at Arkansas (01-28-10)
	31		JOHNSON, Brandon at San Diego (12/31/09)
	28		COLEMAN, Aubrey at Houston (12-19-09)
	26		Tasmin Mitchell vs Louisiana State (01-30-10)
	25		Marshawn Powell vs Arkansas (01-14-10)
Field Goals Made	10		Macklin, Vernon at Florida (2/6/10)
	10		Tasmin Mitchell vs Louisiana State (01-30-10)
	10		Marshawn Powell vs Arkansas (01-14-10)
	10		COLEMAN, Aubrey at Houston (12-19-09)
	10		Mike Ringgold vs Rider (11-13-09)
Field Goal Att.	31		COLEMAN, Aubrey at Houston (12-19-09)
	26		Courtney Fortson vs Arkansas (01-14-10)
FG Pct (min 5 made)	.833	(5-6)	Albert Jackson vs UGA (01-16-10)
	.714	(10-14)	Macklin, Vernon at Florida (2/6/10)
3-Point FG Made	6		Troy Tabler vs Wright State (12-16-09)
	5		Tay Waller vs Auburn (02-13-10)
3-Point FG Att.	12		Troy Tabler vs Wright State (12-16-09)
	11		Tay Waller vs Auburn (02-13-10)
3-Pt FG Pct (min 2 made)	1.000	(2-2)	Marcus Britt vs Arkansas (01-14-10)
	1.000	(2-2)	LEWIS, Chris at San Diego (12/31/09)
	1.000	(2-2)	HARPER, Justin vs Richmond (11-27-09)
	1.000	(2-2)	Novar Gadson vs Rider (11-13-09)
	1.000	(2-2)	Justin Robinson vs Rider (11-13-09)
Free Throws Made	14		Courtney Fortson at Arkansas (01-28-10)
	12		JOHNSON, Brandon at San Diego (12/31/09)
Free Throw Att.	18		Courtney Fortson at Arkansas (01-28-10)
	15		JOHNSON, Brandon at San Diego (12/31/09)
FT Pct (min 3 made)	1.000	(9-9)	Sally, Anthony at WKU (01/04/10)
	1.000	(6-6)	Tasmin Mitchell vs Louisiana State (01-30-10)
	1.000	(5-5)	BUTLER, Ryan vs Richmond (11-27-09)
	1.000	(4-4)	Patrick Patterson vs Kentucky (02-16-10)
	1.000	(4-4)	Lucas Hargrove vs Auburn (02-13-10)
	1.000	(4-4)	Torrance, Mikhail at Alabama (01/23/10)
	1.000	(4-4)	ADAMS, TYREL vs Bethune-Cookman (11-21-09)
	1.000	(4-4)	Jhamar Youngblood vs Rider (11-13-09)
	1.000	(3-3)	BIZOUKAS, Michael vs DePaul (12-10-09)
Rebounds	15		Travis Leslie vs UGA (01-16-10)
	14		DeMarcus Cousins vs Kentucky (02-16-10)
	14		Shannon Behling vs Miss. Valley State (12-28-09)
Assists	8		John Wall vs Kentucky (02-16-10)
	7		Polynice, Eniel at Ole Miss (01/09/10)
Steals	4		Holloway, Murphy vs Ole Miss (02-11-10)
	4		Boynton, Kenny at Florida (2/6/10)
	4		Travis Leslie vs UGA (01-16-10)
	4		Graham, Zach at Ole Miss (01/09/10)
	4		JOHNSON, Brandon at San Diego (12/31/09)
Blocked Shots	3		Patrick Patterson vs Kentucky (02-16-10)
	3		Green, JaMychal at Alabama (01/23/10)
	3		Marquise Simmons vs St. Bonaventure (12-05-09)
	3		Patrick Sullivan vs SE Louisiana (11-19-09)
Turnovers	5		Walker, Erving at Florida (2/6/10)
	5		Courtney Fortson at Arkansas (01-28-10)
	5		Trey Thompkins vs UGA (01-16-10)



	5	Milosevic, Nemanja at WKU (01/04/10)
Fouls	5	Brendon Knox vs Auburn (02-13-10)
	5	Henry, Terrance vs Ole Miss (02-11-10)
	5	Marcus Britt vs Arkansas (01-14-10)
	5	Cranston, DeAundre at Ole Miss (01/09/10)
	5	Evans, Jeremy at WKU (01/04/10)
	5	MAFRA, Roberto at San Diego (12/31/09)
	5	BROUGHTON, Kahmell at Houston (12-19-09)
	5	Marquise Simmons vs St. Bonaventure (12-05-09)
	5	GARRETT, Darrius vs Richmond (11-27-09)
	5	Jermaine Jackson vs Rider (11-13-09)

**2009-2010 Mississippi State Basketball**  
**Mississippi State Individual Game-by-Game (as of Feb 17, 2010)**  
**All games**

**#02 Ravern Johnson**

Opponent	Date	gs	min	Total		3-Pointers		Free throws		Rebounds				pf	a	t/o	blk	stl	pts	avg	
				fg-fga	pct	3fg-fga	pct	ft-fa	pct	off	def	tot	avg								
RIDER	11-13-09	*	29	4-11	.364	2-8	.250	0-0	.000	0	1	1	1.0	1	1	0	0	0	10	10.0	
SE LOUISIANA	11-19-09	*	31	7-13	.538	3-6	.500	0-0	.000	1	2	3	2.0	2	0	1	0	1	17	13.5	
BETHUNE-COOKMAN	11-21-09	*	26	4-10	.400	2-6	.333	0-0	.000	0	2	2	2.0	0	0	1	1	2	10	12.3	
TEXAS-PAN AMERICAN	11-24-09	*	25	4-8	.500	2-5	.400	1-1	1.000	1	2	3	2.3	4	0	5	2	1	11	12.0	
vs Richmond	11-27-09	*	31	6-11	.545	3-6	.500	0-0	.000	3	3	6	3.0	1	1	0	0	0	15	12.6	
vs Old Dominion	11-28-09	*	26	2-6	.333	2-5	.400	0-0	.000	0	3	3	3.0	0	3	2	0	0	6	11.5	
ST. BONAVENTURE	12-05-09	*	24	7-11	.636	4-6	.667	0-0	.000	0	5	5	3.3	0	3	0	0	0	18	12.4	
vs DePaul	12-10-09	*	22	5-8	.625	4-6	.667	0-0	.000	0	3	3	3.3	2	0	2	1	0	14	12.6	
vs UCLA	12-12-09	*	31	12-15	.800	5-8	.625	0-0	.000	1	6	7	3.7	0	0	1	0	0	29	14.4	
WRIGHT STATE	12-16-09	*	32	5-7	.714	3-4	.750	0-0	.000	0	5	5	3.8	1	1	2	0	0	13	14.3	
at Houston	12-19-09	*	38	5-14	.357	3-10	.300	2-2	1.000	1	3	4	3.8	1	1	2	0	0	15	14.4	
vs Centenary	12-22-09	*	23	6-11	.545	5-8	.625	3-3	1.000	0	3	3	3.8	0	0	1	2	0	20	14.8	
MISS. VALLEY STATE	12-28-09	*	29	8-15	.533	5-10	.500	1-3	.333	1	3	4	3.8	0	0	0	2	1	22	15.4	
at San Diego	12/31/09	*	37	3-5	.600	2-3	.667	2-4	.500	0	3	3	3.7	0	0	1	1	1	10	15.0	
at WKU	01/04/10	*	34	3-10	.300	2-6	.333	0-2	.000	2	4	6	3.9	3	0	3	1	0	8	14.5	
at Ole Miss	01/09/10	*	30	5-9	.556	3-5	.600	2-4	.500	1	0	1	3.7	1	1	0	1	2	15	14.6	
ARKANSAS	01-14-10	*	23	4-6	.667	3-5	.600	0-0	.000	0	2	2	3.6	2	0	0	0	0	11	14.4	
UGA	01-16-10	*	30	2-11	.182	1-8	.125	2-4	.500	0	2	2	3.5	2	0	2	2	1	7	13.9	
at Alabama	01/23/10	*	26	4-9	.444	0-2	.000	2-3	.667	2	3	5	3.6	1	0	0	0	0	10	13.7	
at Arkansas	01-28-10	*	34	9-19	.474	1-8	.125	0-0	.000	0	8	8	3.8	3	0	2	1	0	19	14.0	
LOUISIANA STATE	01-30-10	*	24	6-11	.545	1-4	.250	2-3	.667	1	1	2	3.7	3	0	0	1	0	15	14.0	
at Vanderbilt	2/3/10	*	20	2-7	.286	2-6	.333	0-0	.000	0	0	0	3.5	5	2	1	0	0	6	13.7	
at Florida	2/6/10	*	35	8-11	.727	2-4	.500	2-2	1.000	1	4	5	3.6	1	1	1	0	1	20	14.0	
OLE MISS	02-11-10	*	26	7-13	.538	4-7	.571	0-2	.000	1	1	2	3.5	1	0	2	1	2	18	14.1	
AUBURN	02-13-10	*	21	1-6	.167	1-5	.200	0-0	.000	0	0	0	3.4	0	0	1	0	0	3	13.7	
Totals			25	707	129-257	.502	65-151	.430	19-33	.576	16	69	85	3.4	34	14	30	16	12	342	13.7

Games played: 25  
Minutes/game: 28.3  
Points/game: 13.7  
FG Pct: 50.2  
3FG Pct: 43.0  
FT Pct: 57.6

Rebounds/game: 3.4  
Assists/game: 0.6  
Turnovers/game: 1.2  
Assist/turnover ratio: 0.5  
Steals/game: 0.5  
Blocks/game: 0.6

2009-2010 Mississippi State Basketball  
Mississippi State Individual Game-by-Game (as of Feb 17, 2010)  
All games

#03 Dee Bost

Opponent	Date	gs	min	Total		3-Pointers		Free throws		Rebounds				pf	a	t/o	blk	stl	pts	avg	
				fg-fga	pct	3fg-fga	pct	ft-fa	pct	off	def	tot	avg								
RIDER	11-13-09	*	39	3-11	.273	3-6	.500	5-6	.833	1	1	2	2.0	5	7	2	0	1	14	14.0	
SE LOUISIANA	11-19-09	*	32	3-5	.600	2-3	.667	2-5	.400	0	5	5	3.5	1	4	3	0	1	10	12.0	
BETHUNE-COOKMAN	11-21-09	*	31	2-7	.286	2-4	.500	4-4	1.000	1	3	4	3.7	0	2	5	0	2	10	11.3	
TEXAS-PAN AMERICAN	11-24-09	*	30	4-10	.400	2-6	.333	3-3	1.000	0	6	6	4.3	1	4	4	0	2	13	11.8	
vs Richmond	11-27-09	*	35	1-7	.143	1-5	.200	2-4	.500	0	3	3	4.0	3	4	2	0	0	5	10.4	
vs Old Dominion	11-28-09	*	37	8-13	.615	6-9	.667	3-4	.750	0	4	4	4.0	0	4	1	0	1	25	12.8	
ST. BONAVENTURE	12-05-09	*	24	6-9	.667	5-7	.714	0-0	.000	1	7	8	4.6	4	7	1	0	1	17	13.4	
vs DePaul	12-10-09	*	30	1-6	.167	1-4	.250	1-2	.500	0	3	3	4.4	2	4	5	1	1	4	12.3	
vs UCLA	12-12-09	*	34	0-6	.000	0-4	.000	2-2	1.000	1	5	6	4.6	1	7	3	0	1	2	11.1	
WRIGHT STATE	12-16-09	*	33	3-9	.333	1-5	.200	0-0	.000	0	6	6	4.7	1	11	4	0	0	7	10.7	
at Houston	12-19-09	*	38	4-9	.444	2-4	.500	5-5	1.000	0	6	6	4.8	0	6	7	0	2	15	11.1	
vs Centenary	12-22-09	*	27	4-7	.571	2-4	.500	0-0	.000	0	6	6	4.9	1	6	2	1	2	10	11.0	
MISS. VALLEY STATE	12-28-09	*	36	2-12	.167	1-7	.143	0-0	.000	1	4	5	4.9	1	7	1	0	3	5	10.5	
at San Diego	12/31/09	*	36	3-10	.300	0-2	.000	4-6	.667	0	3	3	4.8	3	3	4	1	2	10	10.5	
at WKU	01/04/10	*	35	2-7	.286	0-3	.000	9-11	.818	1	5	6	4.9	3	5	0	0	1	13	10.7	
at Ole Miss	01/09/10	*	37	7-13	.538	2-5	.400	9-12	.750	0	2	2	4.7	2	6	5	0	1	25	11.6	
ARKANSAS	01-14-10	*	35	6-15	.400	2-5	.400	6-11	.545	1	6	7	4.8	0	6	5	1	1	20	12.1	
UGA	01-16-10	*	38	6-14	.429	0-4	.000	3-5	.600	0	4	4	4.8	1	7	2	0	2	15	12.2	
at Alabama	01/23/10	*	36	3-13	.231	0-4	.000	4-8	.500	1	7	8	4.9	2	2	5	0	0	10	12.1	
at Arkansas	01-28-10	*	37	2-10	.200	0-2	.000	4-5	.800	1	0	1	4.8	4	6	6	1	0	8	11.9	
LOUISIANA STATE	01-30-10	*	29	1-4	.250	0-3	.000	0-0	.000	1	3	4	4.7	0	5	2	0	1	2	11.4	
at Vanderbilt	2/3/10	*	34	3-14	.214	3-12	.250	3-4	.750	1	1	2	4.6	3	1	6	0	1	12	11.5	
at Florida	2/6/10	*	35	2-6	.333	1-4	.250	0-0	.000	0	0	0	4.4	4	9	2	1	1	5	11.2	
OLE MISS	02-11-10	*	33	3-7	.429	1-5	.200	4-5	.800	0	4	4	4.4	1	3	5	0	2	11	11.2	
AUBURN	02-13-10	*	40	11-19	.579	7-12	.583	3-3	1.000	0	9	9	4.6	0	4	1	1	0	32	12.0	
KENTUCKY	02-16-10	*	43	9-21	.429	2-10	.200	2-4	.500	0	5	5	4.6	4	3	2	0	2	22	12.4	
Totals			26	894	99-264	.375	46-139	.331	78-109	.716	11	108	119	4.6	47	133	85	7	31	322	12.4

Games played: 26  
Minutes/game: 34.4  
Points/game: 12.4  
FG Pct: 37.5  
3FG Pct: 33.1  
FT Pct: 71.6

Rebounds/game: 4.6  
Assists/game: 5.1  
Turnovers/game: 3.3  
Assist/turnover ratio: 1.6  
Steals/game: 1.2  
Blocks/game: 0.3

2009-2010 Mississippi State Basketball  
Mississippi State Individual Game-by-Game (as of Feb 17, 2010)  
All games

#05 Romero Osby

Opponent	Date	gs	min	Total		3-Pointers		Free throws		Rebounds				pf	a	t/o	blk	stl	pts	avg
				fg-fga	pct	3fg-fga	pct	ft-fa	pct	off	def	tot	avg							
RIDER	11-13-09		11	2-3	.667	0-0	.000	0-0	.000	1	2	3	3.0	1	0	1	1	0	4	4.0
SE LOUISIANA	11-19-09		13	2-5	.400	1-2	.500	0-0	.000	2	2	4	3.5	1	1	2	0	0	5	4.5
BETHUNE-COOKMAN	11-21-09		24	2-6	.333	0-2	.000	3-4	.750	1	5	6	4.3	1	3	1	2	0	7	5.3
TEXAS-PAN AMERICAN	11-24-09		15	3-6	.500	1-2	.500	1-1	1.000	1	1	2	3.8	1	2	1	0	0	8	6.0
vs Richmond	11-27-09		8	1-1	1.000	0-0	.000	2-4	.500	1	0	1	3.2	1	0	1	0	0	4	5.6
vs Old Dominion	11-28-09		14	0-1	.000	0-0	.000	1-2	.500	0	1	1	2.8	2	0	1	0	0	1	4.8
ST. BONAVENTURE	12-05-09		17	2-3	.667	0-0	.000	1-3	.333	1	4	5	3.1	1	0	3	1	2	5	4.9
vs DePaul	12-10-09		17	4-9	.444	1-3	.333	4-4	1.000	2	5	7	3.6	0	1	0	0	0	13	5.9
vs UCLA	12-12-09		8	1-1	1.000	0-0	.000	0-0	.000	0	2	2	3.4	0	0	2	0	0	2	5.4
WRIGHT STATE	12-16-09		9	4-4	1.000	2-2	1.000	0-0	.000	0	2	2	3.3	0	0	4	1	0	10	5.9
at Houston	12-19-09		2	0-0	.000	0-0	.000	0-0	.000	0	1	1	3.1	1	0	1	0	0	0	5.4
vs Centenary	12-22-09		17	3-5	.600	2-3	.667	0-0	.000	1	1	2	3.0	2	0	0	0	0	8	5.6
at San Diego	12/31/09		3	0-0	.000	0-0	.000	2-2	1.000	0	2	2	2.9	0	0	0	0	0	2	5.3
at WKU	01/04/10		6	0-0	.000	0-0	.000	0-0	.000	0	1	1	2.8	2	0	2	0	0	0	4.9
at Ole Miss	01/09/10		10	2-4	.500	1-2	.500	0-0	.000	1	2	3	2.8	1	0	1	0	0	5	4.9
ARKANSAS	01-14-10		17	3-4	.750	0-0	.000	3-5	.600	2	0	2	2.8	3	2	0	0	0	9	5.2
UGA	01-16-10		10	1-3	.333	1-3	.333	0-0	.000	1	1	2	2.7	0	0	1	0	0	3	5.1
at Alabama	01/23/10		14	2-8	.250	0-1	.000	0-0	.000	4	3	7	2.9	1	0	2	0	1	4	5.0
at Arkansas	01-28-10		7	0-1	.000	0-1	.000	0-0	.000	0	1	1	2.8	0	0	1	0	0	0	4.7
LOUISIANA STATE	01-30-10		15	2-5	.400	1-3	.333	0-0	.000	1	3	4	2.9	1	2	1	0	0	5	4.8
at Vanderbilt	2/3/10		18	3-3	1.000	2-2	1.000	0-2	.000	1	4	5	3.0	3	1	1	0	0	8	4.9
at Florida	2/6/10		8	0-3	.000	0-1	.000	0-0	.000	0	1	1	2.9	1	0	0	0	0	0	4.7
OLE MISS	02-11-10		13	3-5	.600	0-1	.000	3-4	.750	1	1	2	2.9	1	0	0	1	0	9	4.9
AUBURN	02-13-10		24	3-7	.429	0-1	.000	5-6	.833	0	1	1	2.8	1	0	0	0	0	11	5.1
KENTUCKY	02-16-10	*	38	2-6	.333	0-2	.000	1-2	.500	3	0	3	2.8	4	4	4	0	1	5	5.1
Totals		1	338	45-93	.484	12-31	.387	26-39	.667	24	46	70	2.8	29	16	30	6	4	128	5.1

Games played: 25  
Minutes/game: 13.5  
Points/game: 5.1  
FG Pct: 48.4  
3FG Pct: 38.7  
FT Pct: 66.7

Rebounds/game: 2.8  
Assists/game: 0.6  
Turnovers/game: 1.2  
Assist/turnover ratio: 0.5  
Steals/game: 0.2  
Blocks/game: 0.2



**2009-2010 Mississippi State Basketball**  
**Mississippi State Individual Game-by-Game (as of Feb 17, 2010)**  
**All games**

**#12 Charles Parker**

Opponent	Date	gs	min	Total		3-Pointers		Free throws		Rebounds				pf	a	t/o	blk	stl	pts	avg
				fg-fga	pct	3fg-fga	pct	ft-fa	pct	off	def	tot	avg							
SE LOUISIANA	11-19-09	1		0-0	.000	0-0	.000	0-0	.000	0	0	0	0.0	0	0	0	0	0	0	0.0
BETHUNE-COOKMAN	11-21-09	1		0-1	.000	0-0	.000	0-0	.000	0	0	0	0.0	1	0	1	0	0	0	0.0
TEXAS-PAN AMERICAN	11-24-09	1		1-1	1.000	0-0	.000	0-0	.000	0	0	0	0.0	0	0	0	0	0	2	0.7
ST. BONAVENTURE	12-05-09	3		0-2	.000	0-1	.000	0-0	.000	0	0	0	0.0	1	0	1	0	0	0	0.5
vs DePaul	12-10-09	1		0-0	.000	0-0	.000	0-0	.000	0	1	1	0.2	0	0	0	0	0	0	0.4
vs UCLA	12-12-09	1		0-0	.000	0-0	.000	0-1	.000	0	0	0	0.2	0	0	0	0	0	0	0.3
WRIGHT STATE	12-16-09	1		0-0	.000	0-0	.000	0-0	.000	0	0	0	0.1	0	0	0	0	0	0	0.3
vs Centenary	12-22-09	3		0-1	.000	0-1	.000	0-0	.000	0	0	0	0.1	0	0	0	0	0	0	0.3
MISS. VALLEY STATE	12-28-09	1		0-0	.000	0-0	.000	0-0	.000	0	0	0	0.1	0	0	0	0	0	0	0.2
LOUISIANA STATE	01-30-10	1		0-0	.000	0-0	.000	0-0	.000	0	0	0	0.1	0	0	0	0	0	0	0.2
Totals		0	14	1-5	.200	0-2	.000	0-1	.000	0	1	1	0.1	2	0	2	0	0	2	0.2

Games played: 10  
Minutes/game: 1.4  
Points/game: 0.2  
FG Pct: 20.0  
3FG Pct: 0.0  
FT Pct: 0.0

Rebounds/game: 0.1  
Turnovers/game: 0.2

**#15 Riley Benock**

Opponent	Date	gs	min	Total		3-Pointers		Free throws		Rebounds				pf	a	t/o	blk	stl	pts	avg
				fg-fga	pct	3fg-fga	pct	ft-fa	pct	off	def	tot	avg							
RIDER	11-13-09	4		0-2	.000	0-2	.000	0-0	.000	0	0	0	0.0	0	1	1	0	0	0	0.0
SE LOUISIANA	11-19-09	15		1-3	.333	0-2	.000	0-0	.000	0	2	2	1.0	1	1	0	0	2	2	1.0
BETHUNE-COOKMAN	11-21-09	19		2-4	.500	1-3	.333	0-0	.000	0	2	2	1.3	0	0	2	0	2	5	2.3
TEXAS-PAN AMERICAN	11-24-09	12		0-0	.000	0-0	.000	0-0	.000	0	1	1	1.3	0	0	0	1	1	0	1.8
vs Richmond	11-27-09	10		0-3	.000	0-3	.000	0-1	.000	0	1	1	1.2	0	0	0	0	0	0	1.4
vs Old Dominion	11-28-09	10		0-0	.000	0-0	.000	0-0	.000	0	0	0	1.0	0	0	3	0	0	0	1.2
ST. BONAVENTURE	12-05-09	16		3-4	.750	3-4	.750	0-0	.000	0	0	0	0.9	0	5	0	0	0	9	2.3
vs DePaul	12-10-09	20		2-5	.400	2-5	.400	0-0	.000	0	2	2	1.0	0	1	2	0	1	6	2.8
vs UCLA	12-12-09	8		1-2	.500	1-1	1.000	0-0	.000	0	1	1	1.0	0	0	0	0	0	3	2.8
WRIGHT STATE	12-16-09	11		0-0	.000	0-0	.000	0-0	.000	0	0	0	0.9	4	1	0	1	0	0	2.5
at Houston	12-19-09	6		0-0	.000	0-0	.000	0-0	.000	0	2	2	1.0	3	1	0	0	0	0	2.3
vs Centenary	12-22-09	15		3-3	1.000	3-3	1.000	0-0	.000	0	1	1	1.0	0	2	0	0	0	9	2.8
MISS. VALLEY STATE	12-28-09	18		0-1	.000	0-1	.000	0-0	.000	0	0	0	0.9	0	0	1	0	2	0	2.6
at San Diego	12/31/09	15		0-1	.000	0-1	.000	0-0	.000	0	1	1	0.9	1	1	0	0	0	0	2.4
at WKU	01/04/10	7		0-0	.000	0-0	.000	0-0	.000	0	1	1	0.9	1	0	1	0	0	0	2.3
at Ole Miss	01/09/10	9		0-0	.000	0-0	.000	0-0	.000	0	0	0	0.9	0	2	1	0	1	0	2.1
ARKANSAS	01-14-10	11		0-0	.000	0-0	.000	0-0	.000	0	0	0	0.8	0	1	2	0	2	0	2.0
UGA	01-16-10	3		0-1	.000	0-1	.000	0-0	.000	1	0	1	0.8	0	0	0	0	0	0	1.9
at Alabama	01/23/10	6		0-0	.000	0-0	.000	0-0	.000	0	0	0	0.8	0	0	0	0	1	0	1.8
at Arkansas	01-28-10	18		1-3	.333	1-3	.333	0-0	.000	0	2	2	0.9	2	0	1	0	1	3	1.9
LOUISIANA STATE	01-30-10	16		1-4	.250	1-4	.250	0-0	.000	0	0	0	0.8	1	2	0	0	0	3	1.9
at Vanderbilt	2/3/10	11		0-0	.000	0-0	.000	0-0	.000	0	0	0	0.8	0	0	0	1	0	0	1.8
at Florida	2/6/10	6		0-0	.000	0-0	.000	0-0	.000	0	0	0	0.7	0	0	0	0	0	0	1.7
OLE MISS	02-11-10	11		1-2	.500	0-1	.000	0-0	.000	1	1	2	0.8	1	0	1	0	0	2	1.8
AUBURN	02-13-10	9		0-2	.000	0-0	.000	0-0	.000	1	0	1	0.8	1	0	1	0	0	0	1.7
KENTUCKY	02-16-10	18		0-2	.000	0-2	.000	0-0	.000	3	2	5	1.0	3	2	1	0	0	0	1.6
Totals		0	304	15-42	.357	12-36	.333	0-1	.000	6	19	25	1.0	18	20	17	3	13	42	1.6

Games played: 26  
Minutes/game: 11.7  
Points/game: 1.6  
FG Pct: 35.7  
3FG Pct: 33.3  
FT Pct: 0.0

Rebounds/game: 1.0  
Assists/game: 0.8  
Turnovers/game: 0.7  
Assist/turnover ratio: 1.2  
Steals/game: 0.5  
Blocks/game: 0.1

2009-2010 Mississippi State Basketball  
Mississippi State Individual Game-by-Game (as of Feb 17, 2010)  
All games

#20 Taylor Luczak

Opponent	Date	gs	min	Total		3-Pointers		Free throws		Rebounds				pf	a	t/o	blk	stl	pts	avg
				fg-fga	pct	3fg-fga	pct	ft-fta	pct	off	def	tot	avg							
SE LOUISIANA	11-19-09		1	1-1	1.000	1-1	1.000	0-0	.000	0	0	0	0.0	0	0	0	0	0	3	3.0
BETHUNE-COOKMAN	11-21-09		1	0-0	.000	0-0	.000	0-0	.000	0	0	0	0.0	1	0	1	0	0	0	1.5
TEXAS-PAN AMERICAN	11-24-09		2	0-0	.000	0-0	.000	0-0	.000	0	1	1	0.3	0	0	0	0	0	0	1.0
ST. BONAVENTURE	12-05-09		3	0-0	.000	0-0	.000	0-0	.000	0	0	0	0.3	1	0	1	0	0	0	0.8
vs DePaul	12-10-09		2	0-0	.000	0-0	.000	0-0	.000	0	1	1	0.4	1	0	0	0	0	0	0.6
vs UCLA	12-12-09		1	0-0	.000	0-0	.000	0-0	.000	0	0	0	0.3	0	0	0	0	0	0	0.5
WRIGHT STATE	12-16-09		1	0-0	.000	0-0	.000	0-0	.000	0	0	0	0.3	0	0	0	0	0	0	0.4
vs Centenary	12-22-09		3	0-0	.000	0-0	.000	0-0	.000	0	0	0	0.3	0	0	1	0	0	0	0.4
MISS. VALLEY STATE	12-28-09		1	0-0	.000	0-0	.000	0-0	.000	0	0	0	0.2	0	0	1	0	0	0	0.3
LOUISIANA STATE	01-30-10		1	0-0	.000	0-0	.000	0-0	.000	0	0	0	0.2	0	0	0	0	0	0	0.3
Totals		0	16	1-1	1.000	1-1	1.000	0-0	.000	0	2	2	0.2	3	0	4	0	0	3	0.3

Games played: 10  
Minutes/game: 1.6  
Points/game: 0.3  
FG Pct: 100.0  
3FG Pct: 100.0

Rebounds/game: 0.2  
Turnovers/game: 0.4

#21 Baxter Price

Opponent	Date	gs	min	Total		3-Pointers		Free throws		Rebounds				pf	a	t/o	blk	stl	pts	avg
				fg-fga	pct	3fg-fga	pct	ft-fta	pct	off	def	tot	avg							
SE LOUISIANA	11-19-09		1	0-0	.000	0-0	.000	0-0	.000	0	0	0	0.0	0	0	0	0	0	0	0.0
BETHUNE-COOKMAN	11-21-09		1	0-0	.000	0-0	.000	0-0	.000	0	0	0	0.0	0	0	0	0	0	0	0.0
TEXAS-PAN AMERICAN	11-24-09		1	0-0	.000	0-0	.000	0-0	.000	0	0	0	0.0	0	0	0	0	0	0	0.0
ST. BONAVENTURE	12-05-09		2	0-0	.000	0-0	.000	0-0	.000	1	1	2	0.5	0	0	0	0	0	0	0.0
vs DePaul	12-10-09		1	1-1	1.000	0-0	.000	0-0	.000	0	0	0	0.4	0	0	0	0	0	2	0.4
vs UCLA	12-12-09		1	0-0	.000	0-0	.000	0-0	.000	0	0	0	0.3	0	0	0	0	1	0	0.3
WRIGHT STATE	12-16-09		1	0-0	.000	0-0	.000	0-0	.000	0	0	0	0.3	0	0	0	0	0	0	0.3
vs Centenary	12-22-09		2	0-2	.000	0-0	.000	0-0	.000	0	0	0	0.3	0	0	0	0	0	0	0.3
MISS. VALLEY STATE	12-28-09		1	0-0	.000	0-0	.000	0-0	.000	0	0	0	0.2	0	0	0	0	0	0	0.2
LOUISIANA STATE	01-30-10		1	0-0	.000	0-0	.000	0-0	.000	0	0	0	0.2	0	0	0	0	0	0	0.2
Totals		0	12	1-3	.333	0-0	.000	0-0	.000	1	1	2	0.2	0	0	0	0	1	2	0.2

Games played: 10  
Minutes/game: 1.2  
Points/game: 0.2  
FG Pct: 33.3

Rebounds/game: 0.2  
Steals/game: 0.1

2009-2010 Mississippi State Basketball  
Mississippi State Individual Game-by-Game (as of Feb 17, 2010)  
All games

#22 Barry Stewart

Opponent	Date	gs	min	Total		3-Pointers		Free throws		Rebounds				pf	a	t/o	blk	stl	pts	avg	
				fg-fga	pct	3fg-fga	pct	ft-fa	pct	off	def	tot	avg								
RIDER	11-13-09	*	37	2-10	.200	2-7	.286	1-4	.250	1	2	3	3.0	3	3	0	0	0	7	7.0	
SE LOUISIANA	11-19-09	*	32	4-11	.364	1-5	.200	4-4	1.000	0	3	3	3.0	1	1	0	0	1	13	10.0	
BETHUNE-COOKMAN	11-21-09	*	31	3-6	.500	2-4	.500	2-2	1.000	0	1	1	2.3	1	4	1	1	0	10	10.0	
TEXAS-PAN AMERICAN	11-24-09	*	31	5-10	.500	2-5	.400	0-0	.000	0	2	2	2.3	1	0	0	0	0	12	10.5	
vs Richmond	11-27-09	*	35	4-10	.400	4-6	.667	1-2	.500	2	1	3	2.4	1	3	5	0	0	13	11.0	
vs Old Dominion	11-28-09	*	34	3-10	.300	1-7	.143	3-3	1.000	0	3	3	2.5	1	3	0	0	0	10	10.8	
ST. BONAVENTURE	12-05-09	*	33	6-12	.500	1-5	.200	0-0	.000	0	4	4	2.7	2	7	0	0	0	13	11.1	
vs DePaul	12-10-09	*	30	3-10	.300	2-4	.500	4-5	.800	1	2	3	2.8	2	2	0	0	1	12	11.3	
vs UCLA	12-12-09	*	37	2-11	.182	2-7	.286	0-0	.000	1	1	2	2.7	1	4	2	1	0	6	10.7	
WRIGHT STATE	12-16-09	*	33	8-11	.727	5-7	.714	0-0	.000	0	3	3	2.7	2	1	1	0	2	21	11.7	
at Houston	12-19-09	*	37	6-12	.500	1-4	.250	1-2	.500	1	4	5	2.9	3	0	3	0	1	14	11.9	
vs Centenary	12-22-09	*	33	5-10	.500	2-6	.333	2-5	.400	2	2	4	3.0	3	5	0	1	1	14	12.1	
MISS. VALLEY STATE	12-28-09	*	25	4-9	.444	2-5	.400	1-2	.500	2	3	5	3.2	0	2	0	0	1	11	12.0	
at San Diego	12/31/09	*	31	1-6	.167	0-2	.000	0-0	.000	0	0	0	2.9	3	4	4	0	1	2	11.3	
at WKU	01/04/10	*	38	4-13	.308	1-6	.167	0-2	.000	1	2	3	2.9	2	1	5	1	0	9	11.1	
at Ole Miss	01/09/10	*	34	4-14	.286	3-6	.500	0-3	.000	0	5	5	3.1	1	2	0	0	0	11	11.1	
ARKANSAS	01-14-10	*	34	4-10	.400	1-3	.333	3-4	.750	0	3	3	3.1	2	2	2	0	1	12	11.2	
UGA	01-16-10	*	39	3-5	.600	2-4	.500	2-2	1.000	1	1	2	3.0	2	2	1	2	2	10	11.1	
at Alabama	01/23/10	*	38	3-10	.300	1-7	.143	6-7	.857	1	1	2	2.9	2	1	1	0	2	13	11.2	
at Arkansas	01-28-10	*	25	3-8	.375	3-7	.429	2-2	1.000	0	0	0	2.8	5	0	1	1	1	11	11.2	
LOUISIANA STATE	01-30-10	*	33	3-7	.429	2-4	.500	4-5	.800	1	0	1	2.7	1	0	0	0	2	12	11.2	
at Vanderbilt	2/3/10	*	37	5-14	.357	2-8	.250	1-1	1.000	2	4	6	2.9	2	2	1	0	4	13	11.3	
at Florida	2/6/10	*	38	4-11	.364	4-8	.500	0-0	.000	1	3	4	2.9	3	3	2	0	3	12	11.3	
OLE MISS	02-11-10	*	38	4-9	.444	3-7	.429	1-2	.500	1	5	6	3.0	2	4	4	0	0	12	11.4	
AUBURN	02-13-10	*	41	4-11	.364	3-9	.333	1-2	.500	1	5	6	3.2	1	5	1	0	0	12	11.4	
KENTUCKY	02-16-10	*	40	5-16	.313	3-11	.273	3-3	1.000	0	4	4	3.2	5	3	0	0	5	16	11.6	
Totals			26	894	102-266	.383	55-154	.357	42-62	.677	19	64	83	3.2	52	64	34	7	28	301	11.6

Games played: 26  
Minutes/game: 34.4  
Points/game: 11.6  
FG Pct: 38.3  
3FG Pct: 35.7  
FT Pct: 67.7

Rebounds/game: 3.2  
Assists/game: 2.5  
Turnovers/game: 1.3  
Assist/turnover ratio: 1.9  
Steals/game: 1.1  
Blocks/game: 0.3

2009-2010 Mississippi State Basketball  
Mississippi State Individual Game-by-Game (as of Feb 17, 2010)  
All games

#24 Kodi Augustus

Opponent	Date	gs	min	Total		3-Pointers		Free throws		Rebounds				pf	a	t/o	blk	stl	pts	avg	
				fg-fga	pct	3fg-fga	pct	ft-fa	pct	off	def	tot	avg								
RIDER	11-13-09	*	15	4-9	.444	1-1	1.000	0-1	.000	2	3	5	5.0	4	0	1	1	0	9	9.0	
TEXAS-PAN AMERICAN	11-24-09		21	4-7	.571	1-1	1.000	0-0	.000	3	5	8	6.5	1	0	3	2	0	9	9.0	
vs Richmond	11-27-09	*	25	2-7	.286	1-2	.500	8-8	1.000	3	3	6	6.3	2	0	3	0	0	13	10.3	
vs Old Dominion	11-28-09	*	24	1-4	.250	0-1	.000	8-8	1.000	1	6	7	6.5	3	2	1	0	2	10	10.3	
ST. BONAVENTURE	12-05-09	*	24	4-5	.800	3-4	.750	6-8	.750	3	2	5	6.2	1	1	2	1	0	17	11.6	
vs DePaul	12-10-09	*	17	3-4	.750	2-3	.667	3-3	1.000	1	2	3	5.7	2	0	2	1	0	11	11.5	
vs UCLA	12-12-09	*	22	3-5	.600	1-2	.500	0-1	.000	0	2	2	5.1	2	0	2	0	0	7	10.9	
WRIGHT STATE	12-16-09	*	27	1-4	.250	1-4	.250	2-2	1.000	1	3	4	5.0	1	1	3	5	2	5	10.1	
at Houston	12-19-09	*	20	3-8	.375	1-2	.500	0-0	.000	5	11	16	6.2	2	0	4	0	0	7	9.8	
vs Centenary	12-22-09	*	23	2-6	.333	0-1	.000	1-2	.500	2	3	5	6.1	3	3	1	0	0	5	9.3	
MISS. VALLEY STATE	12-28-09	*	29	2-10	.200	2-6	.333	1-3	.333	1	3	4	5.9	1	3	0	0	1	7	9.1	
at San Diego	12/31/09	*	24	6-8	.750	3-3	1.000	2-5	.400	0	2	2	5.6	3	1	4	0	0	17	9.8	
at WKU	01/04/10	*	21	1-5	.200	1-4	.250	0-0	.000	2	1	3	5.4	2	0	2	0	0	3	9.2	
at Ole Miss	01/09/10	*	29	4-10	.400	1-4	.250	4-4	1.000	4	8	12	5.9	2	0	3	0	1	13	9.5	
ARKANSAS	01-14-10	*	22	2-6	.333	1-3	.333	2-2	1.000	1	8	9	6.1	4	1	3	2	0	7	9.3	
UGA	01-16-10	*	24	3-7	.429	1-4	.250	1-1	1.000	1	1	2	5.8	0	2	1	0	1	8	9.3	
at Alabama	01/23/10	*	17	2-3	.667	0-1	.000	2-2	1.000	2	3	5	5.8	2	1	2	2	1	6	9.1	
at Arkansas	01-28-10	*	25	2-13	.154	0-4	.000	6-7	.857	6	4	10	6.0	1	1	1	2	0	10	9.1	
LOUISIANA STATE	01-30-10	*	21	0-2	.000	0-2	.000	5-6	.833	0	4	4	5.9	4	1	1	2	0	5	8.9	
at Vanderbilt	2/3/10	*	21	6-12	.500	0-2	.000	3-6	.500	3	1	4	5.8	3	0	2	0	1	15	9.2	
at Florida	2/6/10	*	15	1-7	.143	1-4	.250	1-2	.500	1	2	3	5.7	3	1	3	1	0	4	9.0	
OLE MISS	02-11-10	*	19	2-6	.333	0-1	.000	4-4	1.000	2	1	3	5.5	1	0	0	1	1	8	8.9	
AUBURN	02-13-10	*	21	3-10	.300	0-3	.000	1-2	.500	5	2	7	5.6	2	1	0	2	0	7	8.8	
KENTUCKY	02-16-10	*	30	5-10	.500	4-7	.571	3-4	.750	2	3	5	5.6	3	1	1	0	0	17	9.2	
Totals			23	536	66-168	.393	25-69	.362	63-81	.778	51	83	134	5.6	52	20	45	22	10	220	9.2

Games played: 24  
Minutes/game: 22.3  
Points/game: 9.2  
FG Pct: 39.3  
3FG Pct: 36.2  
FT Pct: 77.8

Rebounds/game: 5.6  
Assists/game: 0.8  
Turnovers/game: 1.9  
Assist/turnover ratio: 0.4  
Steals/game: 0.4  
Blocks/game: 0.9

2009-2010 Mississippi State Basketball  
Mississippi State Individual Game-by-Game (as of Feb 17, 2010)  
All games

#25 Phil Turner

Opponent	Date	gs	min	Total		3-Pointers		Free throws		Rebounds				pf	a	t/o	blk	stl	pts	avg
				fg-fga	pct	3fg-fga	pct	ft-fa	pct	off	def	tot	avg							
RIDER	11-13-09		25	3-6	.500	2-3	.667	0-0	.000	2	3	5	5.0	2	1	3	0	1	8	8.0
SE LOUISIANA	11-19-09	*	34	3-12	.250	2-6	.333	2-2	1.000	3	11	14	9.5	1	3	3	2	1	10	9.0
BETHUNE-COOKMAN	11-21-09	*	22	4-7	.571	1-1	1.000	0-0	.000	2	3	5	8.0	3	2	0	1	2	9	9.0
TEXAS-PAN AMERICAN	11-24-09	*	22	2-5	.400	1-3	.333	0-0	.000	0	3	3	6.8	2	2	1	0	3	5	8.0
vs Richmond	11-27-09		23	2-8	.250	0-3	.000	0-0	.000	4	5	9	7.2	0	2	1	0	0	4	7.2
vs Old Dominion	11-28-09		26	1-2	.500	0-1	.000	0-0	.000	2	4	6	7.0	1	0	0	0	0	2	6.3
ST. BONAVENTURE	12-05-09		18	2-5	.400	0-1	.000	1-1	1.000	0	0	0	6.0	3	1	1	1	1	5	6.1
vs DePaul	12-10-09		20	1-6	.167	0-4	.000	0-0	.000	0	5	5	5.9	0	5	1	1	2	2	5.6
vs UCLA	12-12-09		17	2-6	.333	0-2	.000	2-2	1.000	0	3	3	5.6	1	0	0	0	3	6	5.7
WRIGHT STATE	12-16-09		16	0-3	.000	0-3	.000	3-4	.750	0	1	1	5.1	2	1	0	0	1	3	5.4
at Houston	12-19-09		21	1-3	.333	1-2	.500	2-2	1.000	0	4	4	5.0	1	0	0	0	1	5	5.4
vs Centenary	12-22-09		14	2-6	.333	0-1	.000	2-2	1.000	1	3	4	4.9	1	3	0	0	2	6	5.4
MISS. VALLEY STATE	12-28-09		19	3-5	.600	2-4	.500	4-4	1.000	3	5	8	5.2	1	2	1	0	2	12	5.9
at San Diego	12/31/09		17	3-7	.429	1-3	.333	2-2	1.000	1	1	2	4.9	4	0	2	0	1	9	6.1
at WKU	01/04/10		19	0-2	.000	0-0	.000	2-6	.333	2	4	6	5.0	1	0	2	0	1	2	5.9
at Ole Miss	01/09/10		11	0-0	.000	0-0	.000	2-2	1.000	1	2	3	4.9	0	0	1	0	0	2	5.6
ARKANSAS	01-14-10		19	1-1	1.000	1-1	1.000	3-4	.750	1	3	4	4.8	0	1	0	0	1	6	5.6
UGA	01-16-10		16	4-10	.400	3-7	.429	4-4	1.000	3	2	5	4.8	1	1	1	0	3	15	6.2
at Alabama	01/23/10		23	2-5	.400	1-3	.333	0-0	.000	2	5	7	4.9	0	2	0	1	2	5	6.1
at Arkansas	01-28-10		22	0-5	.000	0-1	.000	2-2	1.000	0	4	4	4.9	4	0	0	1	0	2	5.9
LOUISIANA STATE	01-30-10		21	3-7	.429	2-2	1.000	4-5	.800	1	4	5	4.9	3	0	1	0	0	12	6.2
at Vanderbilt	2/3/10		25	1-8	.125	0-4	.000	4-5	.800	2	2	4	4.9	2	4	1	0	2	6	6.2
at Florida	2/6/10		28	2-6	.333	0-2	.000	1-1	1.000	2	2	4	4.8	3	2	1	0	2	5	6.1
OLE MISS	02-11-10		23	0-2	.000	0-2	.000	0-2	.000	1	4	5	4.8	1	5	3	0	3	0	5.9
AUBURN	02-13-10		28	3-7	.429	0-4	.000	4-4	1.000	1	5	6	4.9	4	0	1	1	2	10	6.0
KENTUCKY	02-16-10		30	2-6	.333	1-3	.333	0-0	.000	0	2	2	4.8	3	1	1	0	1	5	6.0
Totals		3	559	47-140	.336	18-66	.273	44-54	.815	34	90	124	4.8	44	38	25	8	37	156	6.0

Games played: 26  
Minutes/game: 21.5  
Points/game: 6.0  
FG Pct: 33.6  
3FG Pct: 27.3  
FT Pct: 81.5

Rebounds/game: 4.8  
Assists/game: 1.5  
Turnovers/game: 1.0  
Assist/turnover ratio: 1.5  
Steals/game: 1.4  
Blocks/game: 0.3



2009-2010 Mississippi State Basketball  
Mississippi State Individual Game-by-Game (as of Feb 17, 2010)  
All games

#30 Wendell Lewis

Opponent	Date	gs	min	Total		3-Pointers		Free throws		Rebounds				pf	a	t/o	blk	stl	pts	avg
				fg-fga	pct	3fg-fga	pct	ft-fa	pct	off	def	tot	avg							
RIDER	11-13-09		4	0-2	.000	0-0	.000	0-0	.000	1	0	1	1.0	1	0	0	0	0	0	0.0
SE LOUISIANA	11-19-09		7	1-3	.333	0-0	.000	0-0	.000	1	1	2	1.5	1	0	1	0	0	2	1.0
BETHUNE-COOKMAN	11-21-09		13	3-4	.750	0-0	.000	0-0	.000	2	3	5	2.7	1	0	0	0	0	6	2.7
TEXAS-PAN AMERICAN	11-24-09		9	1-1	1.000	0-0	.000	0-0	.000	0	1	1	2.3	0	0	1	0	0	2	2.5
vs Richmond	11-27-09		6	0-0	.000	0-0	.000	0-0	.000	1	2	3	2.4	2	0	0	0	0	0	2.0
vs Old Dominion	11-28-09		4	0-1	.000	0-0	.000	0-0	.000	0	0	0	2.0	0	0	0	0	0	0	1.7
ST. BONAVENTURE	12-05-09		15	2-4	.500	0-0	.000	3-4	.750	1	4	5	2.4	0	0	0	3	0	7	2.4
vs DePaul	12-10-09		14	0-1	.000	0-0	.000	0-2	.000	1	3	4	2.6	3	0	3	0	0	0	2.1
vs UCLA	12-12-09		6	2-2	1.000	0-0	.000	0-0	.000	1	0	1	2.4	1	0	1	0	0	4	2.3
WRIGHT STATE	12-16-09		5	2-2	1.000	0-0	.000	0-0	.000	1	1	2	2.4	0	0	0	0	0	4	2.5
at Houston	12-19-09		4	0-0	.000	0-0	.000	1-2	.500	1	1	2	2.4	0	0	1	1	0	1	2.4
vs Centenary	12-22-09		8	1-1	1.000	0-0	.000	0-0	.000	0	1	1	2.3	0	0	1	1	0	2	2.3
MISS. VALLEY STATE	12-28-09		10	1-2	.500	0-0	.000	0-0	.000	1	0	1	2.2	1	0	0	0	0	2	2.3
at San Diego	12/31/09		10	2-2	1.000	0-0	.000	0-0	.000	0	2	2	2.1	2	0	0	0	0	4	2.4
at WKU	01/04/10		3	0-0	.000	0-0	.000	0-0	.000	0	1	1	2.1	0	0	0	0	0	0	2.3
ARKANSAS	01-14-10		3	0-2	.000	0-0	.000	0-0	.000	2	0	2	2.1	0	0	0	0	0	0	2.1
UGA	01-16-10		1	0-0	.000	0-0	.000	0-0	.000	0	0	0	1.9	0	0	0	0	0	0	2.0
at Alabama	01/23/10		3	0-1	.000	0-0	.000	0-0	.000	0	0	0	1.8	2	0	0	0	0	0	1.9
LOUISIANA STATE	01-30-10		1	0-0	.000	0-0	.000	0-0	.000	0	0	0	1.7	0	0	0	0	0	0	1.8
OLE MISS	02-11-10		1	0-0	.000	0-0	.000	0-0	.000	0	0	0	1.7	0	0	0	0	0	0	1.7
AUBURN	02-13-10		1	0-0	.000	0-0	.000	0-0	.000	0	0	0	1.6	0	0	1	0	0	0	1.6
KENTUCKY	02-16-10		3	0-1	.000	0-0	.000	0-0	.000	0	0	0	1.5	1	0	0	0	0	0	1.5
Totals		0	131	15-29	.517	0-0	.000	4-8	.500	13	20	33	1.5	15	0	9	5	0	34	1.5

Games played: 22  
Minutes/game: 6.0  
Points/game: 1.5  
FG Pct: 51.7  
FT Pct: 50.0

Rebounds/game: 1.5  
Turnovers/game: 0.4  
Blocks/game: 0.2

2009-2010 Mississippi State Basketball  
Mississippi State Individual Game-by-Game (as of Feb 17, 2010)  
All games

#32 Jarvis Varnado

Opponent	Date	gs	min	Total		3-Pointers		Free throws		Rebounds				pf	a	t/o	blk	stl	pts	avg	
				fg-fga	pct	3fg-fga	pct	ft-fa	pct	off	def	tot	avg								
RIDER	11-13-09	*	36	8-8	1.000	0-0	.000	6-8	.750	2	12	14	14.0	3	2	4	7	0	22	22.0	
SE LOUISIANA	11-19-09	*	30	6-8	.750	0-0	.000	8-10	.800	3	6	9	11.5	1	2	2	8	3	20	21.0	
BETHUNE-COOKMAN	11-21-09	*	31	4-11	.364	0-0	.000	2-5	.400	2	8	10	11.0	0	2	1	4	0	10	17.3	
TEXAS-PAN AMERICAN	11-24-09	*	27	6-8	.750	0-0	.000	0-2	.000	4	11	15	12.0	2	1	0	8	1	12	16.0	
vs Richmond	11-27-09	*	23	2-6	.333	0-0	.000	4-4	1.000	4	2	6	10.8	4	0	1	1	0	8	14.4	
vs Old Dominion	11-28-09	*	19	6-7	.857	0-0	.000	3-5	.600	4	2	6	10.0	2	0	1	5	0	15	14.5	
ST. BONAVENTURE	12-05-09	*	21	5-7	.714	0-0	.000	4-5	.800	0	8	8	9.7	1	1	2	4	3	14	14.4	
vs DePaul	12-10-09	*	26	4-5	.800	0-0	.000	4-6	.667	7	7	14	10.3	0	0	2	3	1	12	14.1	
vs UCLA	12-12-09	*	34	5-11	.455	0-0	.000	3-6	.500	2	9	11	10.3	2	0	1	7	0	13	14.0	
WRIGHT STATE	12-16-09	*	30	6-6	1.000	0-0	.000	5-8	.625	2	6	8	10.1	1	0	4	6	0	17	14.3	
at Houston	12-19-09	*	34	3-11	.273	0-0	.000	7-17	.412	6	11	17	10.7	3	0	1	5	1	13	14.2	
vs Centenary	12-22-09	*	24	2-5	.400	0-0	.000	4-4	1.000	2	7	9	10.6	1	1	1	4	0	8	13.7	
MISS. VALLEY STATE	12-28-09	*	20	3-4	.750	0-0	.000	4-4	1.000	0	7	7	10.3	4	2	0	7	0	10	13.4	
at San Diego	12/31/09	*	27	8-9	.889	0-0	.000	7-7	1.000	2	15	17	10.8	4	1	2	2	0	23	14.1	
at WKU	01/04/10	*	37	7-10	.700	0-0	.000	3-6	.500	2	10	12	10.9	4	1	3	3	2	17	14.3	
at Ole Miss	01/09/10	*	36	2-7	.286	0-0	.000	5-8	.625	2	10	12	10.9	3	1	4	6	1	9	13.9	
ARKANSAS	01-14-10	*	35	7-13	.538	0-0	.000	3-4	.750	5	7	12	11.0	1	1	1	10	1	17	14.1	
UGA	01-16-10	*	38	5-7	.714	0-0	.000	4-9	.444	4	10	14	11.2	3	0	2	6	0	14	14.1	
at Alabama	01/23/10	*	37	4-14	.286	0-0	.000	1-3	.333	3	5	8	11.0	5	1	1	4	0	9	13.8	
at Arkansas	01-28-10	*	32	4-8	.500	0-0	.000	1-2	.500	4	10	14	11.2	3	1	3	2	1	9	13.6	
LOUISIANA STATE	01-30-10	*	34	4-8	.500	0-0	.000	3-7	.429	5	5	10	11.1	3	1	3	4	1	11	13.5	
at Vanderbilt	2/3/10	*	34	4-10	.400	0-0	.000	4-4	1.000	6	8	14	11.2	4	0	3	9	0	12	13.4	
at Florida	2/6/10	*	32	6-16	.375	0-0	.000	4-8	.500	4	9	13	11.3	2	0	5	1	1	16	13.5	
OLE MISS	02-11-10	*	36	4-5	.800	0-0	.000	3-4	.750	1	10	11	11.3	1	4	2	4	0	11	13.4	
AUBURN	02-13-10	*	40	4-8	.500	0-0	.000	2-6	.333	1	11	12	11.3	1	1	2	5	0	10	13.3	
KENTUCKY	02-16-10	*	23	4-8	.500	0-0	.000	2-3	.667	2	3	5	11.1	5	1	0	2	0	10	13.2	
Totals			26	796	123-220	.559	0-0	.000	96-155	.619	79	209	288	11.1	63	24	51	127	16	342	13.2

Games played: 26  
Minutes/game: 30.6  
Points/game: 13.2  
FG Pct: 55.9  
FT Pct: 61.9

Rebounds/game: 11.1  
Assists/game: 0.9  
Turnovers/game: 2.0  
Assist/turnover ratio: 0.5  
Steals/game: 0.6  
Blocks/game: 4.9

2009-2010 Mississippi State Basketball  
Mississippi State Individual Game-by-Game (as of Feb 17, 2010)  
All games

#45 Elgin Bailey

Opponent	Date	gs	min	Total		3-Pointers		Free throws		Rebounds				pf	a	t/o	blk	stl	pts	avg
				fg-fga	pct	3fg-fga	pct	ft-fa	pct	off	def	tot	avg							
SE LOUISIANA	11-19-09		3	0-1	.000	0-0	.000	0-0	.000	0	0	0	0.0	0	0	0	0	0	0	0.0
TEXAS-PAN AMERICAN	11-24-09		4	0-1	.000	0-0	.000	1-4	.250	0	0	0	0.0	0	0	1	1	0	1	0.5
vs Richmond	11-27-09		4	0-1	.000	0-0	.000	0-0	.000	0	0	0	0.0	1	0	0	0	0	0	0.3
vs Old Dominion	11-28-09		6	0-1	.000	0-0	.000	0-1	.000	0	0	0	0.0	1	0	0	0	0	0	0.3
Totals		0	17	0-4	.000	0-0	.000	1-5	.200	0	0	0	0.0	2	0	1	1	0	1	0.3

Games played: 4  
Minutes/game: 4.3  
Points/game: 0.3  
FG Pct: 0.0  
FT Pct: 20.0

Turnovers/game: 0.3  
Blocks/game: 0.3

#50 John Riek

Opponent	Date	gs	min	Total		3-Pointers		Free throws		Rebounds				pf	a	t/o	blk	stl	pts	avg
				fg-fga	pct	3fg-fga	pct	ft-fa	pct	off	def	tot	avg							
WRIGHT STATE	12-16-09		1	0-0	.000	0-0	.000	0-0	.000	0	0	0	0.0	0	0	0	0	0	0	0.0
vs Centenary	12-22-09		8	2-3	.667	0-0	.000	2-2	1.000	4	3	7	3.5	1	0	3	0	0	6	3.0
MISS. VALLEY STATE	12-28-09		11	1-3	.333	0-0	.000	2-4	.500	4	1	5	4.0	2	0	0	3	0	4	3.3
at Ole Miss	01/09/10		4	0-0	.000	0-0	.000	0-0	.000	0	1	1	3.3	3	0	0	1	0	0	2.5
ARKANSAS	01-14-10		1	0-0	.000	0-0	.000	0-0	.000	0	0	0	2.6	0	0	0	0	0	0	2.0
UGA	01-16-10		1	0-0	.000	0-0	.000	0-0	.000	0	0	0	2.2	0	0	0	0	0	0	1.7
LOUISIANA STATE	01-30-10		3	1-2	.500	0-0	.000	0-0	.000	0	1	1	2.0	0	0	0	0	0	2	1.7
at Florida	2/6/10		3	0-0	.000	0-0	.000	0-0	.000	0	0	0	1.8	1	0	0	0	0	0	1.5
Totals		0	32	4-8	.500	0-0	.000	4-6	.667	8	6	14	1.8	7	0	3	4	0	12	1.5

Games played: 8  
Minutes/game: 4.0  
Points/game: 1.5  
FG Pct: 50.0  
FT Pct: 66.7

Rebounds/game: 1.8  
Turnovers/game: 0.4  
Blocks/game: 0.5

## 2008-09 Mississippi State Basketball Individual Career History

### Kodi Augustus

			Total		3-Point		F-Throws		Rebounds											Scoring	
Season	gp-gs	min/avg	fg-fga	pct	fg-fga	pct	ft-fta	pct	off	def	tot	avg	pf	fo	ast	to	blk	stl	pts	avg	
2007-08	11-0	52/4.7	5-13	.385	2-7	.286	4-7	.571	3	9	12	1.1	8	0	2	7	3	1	16	1.5	
2008-09	25-9	328/13.1	52-108	.481	10-31	.323	42-53	.792	30	56	86	3.4	38	1	8	33	7	7	156	6.2	
2009-10	24-23	536/22.3	66-168	.393	25-69	.362	63-81	.778	51	83	134	5.6	52	0	20	45	22	10	220	9.2	
TOTAL	60-32	916/15.3	123-289	.426	37-107	.346	109-141	.773	84	148	232	3.9	98	1	30	85	32	18	392	6.5	

### Elgin Bailey

			Total		3-Point		F-Throws		Rebounds											Scoring	
Season	gp-gs	min/avg	fg-fga	pct	fg-fga	pct	ft-fta	pct	off	def	tot	avg	pf	fo	ast	to	blk	stl	pts	avg	
2007-08	31-0	212/6.8	18-38	.474	0-0	.000	16-41	.390	20	26	46	1.5	43	0	1	16	8	4	52	1.7	
2008-09	27-0	290/10.7	39-89	.438	0-0	.000	28-46	.609	21	43	64	2.4	44	1	6	32	26	16	106	3.9	
2009-10	4-0	17/4.3	0-4	.000	0-0	.000	1-5	.200	0	0	0	0.0	2	0	0	1	1	0	1	0.3	
TOTAL	62-0	519/8.4	57-131	.435	0-0	.000	45-92	.489	41	69	110	1.8	89	1	7	49	35	20	159	2.6	

### Riley Benock

			Total		3-Point		F-Throws		Rebounds											Scoring	
Season	gp-gs	min/avg	fg-fga	pct	fg-fga	pct	ft-fta	pct	off	def	tot	avg	pf	fo	ast	to	blk	stl	pts	avg	
2007-08	28-0	228/8.1	15-37	.405	14-33	.424	5-8	.625	2	17	19	0.7	16	0	22	16	4	4	49	1.8	
2008-09	36-0	409/11.4	26-67	.388	21-56	.375	8-12	.667	5	27	32	0.9	35	1	25	17	2	16	81	2.3	
2009-10	26-0	304/11.7	15-42	.357	12-36	.333	0-1	.000	6	19	25	1.0	18	0	20	17	3	13	42	1.6	
TOTAL	90-0	941/10.5	56-146	.384	47-125	.376	13-21	.619	13	63	76	0.8	69	1	67	50	9	33	172	1.9	

### Brandon Bolen

Season	gp-gs	min/avg	Total		3-Point		F-Throws		Rebounds											Scoring	
			fg-fga	pct	fg-fga	pct	ft-fta	pct	off	def	tot	avg	pf	fo	ast	to	blk	stl	pts	avg	
2007-08	9-0	12/1.3	0-2	.000	0-1	.000	1-2	.500	1	3	4	0.4	1	0	0	3	0	0	1	0.1	
2008-09	13-0	23/1.8	1-4	.250	0-0	.000	0-0	.000	0	1	1	0.1	0	0	1	0	0	2	2	0.2	
TOTAL	22-0	35/1.6	1-6	.167	0-1	.000	1-2	.500	1	4	5	0.2	1	0	1	3	0	2	3	0.1	

### Dee Bost

			Total		3-Point		F-Throws		Rebounds											Scoring	
Season	gp-gs	min/avg	fg-fga	pct	fg-fga	pct	ft-fta	pct	off	def	tot	avg	pf	fo	ast	to	blk	stl	pts	avg	
2008-09	36-36	1137/31.6	108-307	.352	54-161	.335	122-170	.718	27	102	129	3.6	81	2	156	102	1	52	392	10.9	
2009-10	26-26	894/34.4	99-264	.375	46-139	.331	78-109	.716	11	108	119	4.6	47	1	133	85	7	31	322	12.4	
TOTAL	62-62	2031/32.8	207-571	.363	100-300	.333	200-279	.717	38	210	248	4.0	128	3	289	187	8	83	714	11.5	

### Ravern Johnson

			Total		3-Point		F-Throws		Rebounds											Scoring	
Season	gp-gs	min/avg	fg-fga	pct	fg-fga	pct	ft-fta	pct	off	def	tot	avg	pf	fo	ast	to	blk	stl	pts	avg	
2007-08	29-0	187/6.4	31-65	.477	7-24	.292	4-10	.400	10	20	30	1.0	10	0	10	12	4	3	73	2.5	
2008-09	36-36	1099/30.5	156-362	.431	83-210	.395	39-46	.848	30	80	110	3.1	49	0	40	55	18	14	434	12.1	
2009-10	25-25	707/28.3	129-257	.502	65-151	.430	19-33	.576	16	69	85	3.4	34	1	14	30	16	12	342	13.7	
TOTAL	90-61	1993/22.1	316-684	.462	155-385	.403	62-89	.697	56	169	225	2.5	93	1	64	97	38	29	849	9.4	

### Wendell Lewis

			Total		3-Point		F-Throws		Rebounds											Scoring	
Season	gp-gs	min/avg	fg-fga	pct	fg-fga	pct	ft-fta	pct	off	def	tot	avg	pf	fo	ast	to	blk	stl	pts	avg	
2009-10	22-0	131/6.0	15-29	.517	0-0	.000	4-8	.500	13	20	33	1.5	15	0	0	9	5	0	34	1.5	
TOTAL	22-0	131/6.0	15-29	.517	0-0	.000	4-8	.500	13	20	33	1.5	15	0	0	9	5	0	34	1.5	

## 2008-09 Mississippi State Basketball Individual Career History

### Taylor Luczak

Season	gp-gs	min/avg	Total		3-Point		F-Throws		Rebounds				pf	fo	ast	to	blk	stl	Scoring	
			fg-fga	pct	fg-fga	pct	ft-fta	pct	off	def	tot	avg							pts	avg
2008-09	10-0	13/1.3	2-4	.500	0-1	.000	0-0	.000	1	2	3	0.3	2	0	0	1	0	0	4	0.4
2009-10	10-0	16/1.6	1-1	1.000	1-1	1.000	0-0	.000	0	2	2	0.2	3	0	0	4	0	0	3	0.3
TOTAL	20-0	29/1.5	3-5	.600	1-2	.500	0-0	.000	1	4	5	0.3	5	0	0	5	0	0	7	0.4

### Romero Osby

Season	gp-gs	min/avg	Total		3-Point		F-Throws		Rebounds				pf	fo	ast	to	blk	stl	Scoring	
			fg-fga	pct	fg-fga	pct	ft-fta	pct	off	def	tot	avg							pts	avg
2008-09	36-0	452/12.6	51-118	.432	8-28	.286	39-58	.672	28	66	94	2.6	53	1	12	28	12	8	149	4.1
2009-10	25-1	338/13.5	45-93	.484	12-31	.387	26-39	.667	24	46	70	2.8	29	0	16	30	6	4	128	5.1
TOTAL	61-1	790/13.0	96-211	.455	20-59	.339	65-97	.670	52	112	164	2.7	82	1	28	58	18	12	277	4.5

### Charles Parker

Season	gp-gs	min/avg	Total		3-Point		F-Throws		Rebounds				pf	fo	ast	to	blk	stl	Scoring	
			fg-fga	pct	fg-fga	pct	ft-fta	pct	off	def	tot	avg							pts	avg
2009-10	10-0	14/1.4	1-5	.200	0-2	.000	0-1	.000	0	1	1	0.1	2	0	0	2	0	0	2	0.2
TOTAL	10-0	14/1.4	1-5	.200	0-2	.000	0-1	.000	0	1	1	0.1	2	0	0	2	0	0	2	0.2

### Baxter Price

Season	gp-gs	min/avg	Total		3-Point		F-Throws		Rebounds				pf	fo	ast	to	blk	stl	Scoring	
			fg-fga	pct	fg-fga	pct	ft-fta	pct	off	def	tot	avg							pts	avg
2009-10	10-0	12/1.2	1-3	.333	0-0	.000	0-0	.000	1	1	2	0.2	0	0	0	0	0	1	2	0.2
TOTAL	10-0	12/1.2	1-3	.333	0-0	.000	0-0	.000	1	1	2	0.2	0	0	0	0	0	1	2	0.2

### John Riek

Season	gp-gs	min/avg	Total		3-Point		F-Throws		Rebounds				pf	fo	ast	to	blk	stl	Scoring	
			fg-fga	pct	fg-fga	pct	ft-fta	pct	off	def	tot	avg							pts	avg
2009-10	8-0	32/4.0	4-8	.500	0-0	.000	4-6	.667	8	6	14	1.8	7	0	0	3	4	0	12	1.5
TOTAL	8-0	32/4.0	4-8	.500	0-0	.000	4-6	.667	8	6	14	1.8	7	0	0	3	4	0	12	1.5

### Renardo Sidney

### Shaun Smith

### Barry Stewart

Season	gp-gs	min/avg	Total		3-Point		F-Throws		Rebounds				pf	fo	ast	to	blk	stl	Scoring	
			fg-fga	pct	fg-fga	pct	ft-fta	pct	off	def	tot	avg							pts	avg
2006-07	35-0	848/24.2	96-240	.400	68-174	.391	82-107	.766	28	83	111	3.2	51	0	43	27	5	32	342	9.8
2007-08	34-34	1214/35.7	129-337	.383	62-186	.333	71-102	.696	46	111	157	4.6	80	2	88	78	4	44	391	11.5
2008-09	36-36	1138/31.6	126-343	.367	72-197	.365	121-156	.776	28	107	135	3.8	84	2	66	66	10	46	445	12.4
2009-10	26-26	894/34.4	102-266	.383	55-154	.357	42-62	.677	19	64	83	3.2	52	2	64	34	7	28	301	11.6
TOTAL	131-96	4094/31.3	453-1186	.382	257-711	.361	316-427	.740	121	365	486	3.7	267	6	261	205	26	150	1479	11.3



## 2008-09 Mississippi State Basketball Individual Career History

### Phil Turner

Season	gp-gs	min/avg	Total		3-Point		F-Throws		Rebounds										Scoring	
			fg-fga	pct	fg-fga	pct	ft-fta	pct	off	def	tot	avg	pf	fo	ast	to	blk	stl	pts	avg
2007-08	30-11	498/16.6	41-124	.331	24-79	.304	15-27	.556	18	66	84	2.8	43	1	25	28	10	26	121	4.0
2008-09	36-27	863/24.0	101-220	.459	46-122	.377	57-73	.781	49	149	198	5.5	72	0	57	51	18	46	305	8.5
2009-10	26-3	559/21.5	47-140	.336	18-66	.273	44-54	.815	34	90	124	4.8	44	0	38	25	8	37	156	6.0
TOTAL	92-41	1920/20.9	189-484	.390	88-267	.330	116-154	.753	101	305	406	4.4	159	1	120	104	36	109	582	6.3

### Jarvis Varnado

Season	gp-gs	min/avg	Total		3-Point		F-Throws		Rebounds										Scoring	
			fg-fga	pct	fg-fga	pct	ft-fta	pct	off	def	tot	avg	pf	fo	ast	to	blk	stl	pts	avg
2006-07	35-13	473/13.5	75-116	.647	0-1	.000	24-45	.533	61	85	146	4.2	74	1	11	19	67	12	174	5.0
2007-08	34-34	968/28.5	109-170	.641	1-2	.500	50-100	.500	75	189	264	7.8	99	5	18	41	157	18	269	7.9
2008-09	36-36	1012/28.1	180-328	.549	0-1	.000	104-159	.654	103	214	317	8.8	83	2	28	60	170	22	464	12.9
2009-10	26-26	796/30.6	123-220	.559	0-0	.000	96-155	.619	79	209	288	11.1	63	2	24	51	127	16	342	13.2
TOTAL	131-109	3249/24.8	487-834	.584	1-4	.250	274-459	.597	318	697	1015	7.7	319	10	81	171	521	68	1249	9.5