



Mississippi State Bulldogs (20-8, 8-7) vs. South Carolina Gamecocks (15-13, 6-9)

Basketball Communications

Gregg Ellis, Primary Contact

(W) 662.325.3595 | (C) 662.322.0145 | gellis@athletics.msstate.edu

@msusportsgregg

Mary Catherine Molay, Secondary Contact

(C) 205.907.7069 | mcmolay@athletics.msstate.edu

@guacamolay85

TV: SEC Network

Play-by-Play: Kevin Fitzgerald; Analyst: Sean Harrington; Sideline: NA

PROJECTED STARTING 5



0 Nick Weatherspoon

6-2 | 195 | Fr. | G

Canton, MS

PPG: 11.2
APG: 2.2
FG%: .480
FT%: .704



1 Lamar Peters

6-0 | 185 | So. | G

New Orleans, LA

PPG: 8.7
APG: 4.2
FG%: .361
FT%: .585



11 Quindary Weatherspoon

6-4 | 205 | Jr. | G

Canton, MS

PPG: 14.8
RPG: 6.0
FG%: .498
FT%: .752



24 Abdul Ado

6-11 | 250 | Fr. | F

Lagos, Nigeria

PPG: 8.4
RPG: 6.9
FG%: .657
FT%: .517



35 Aric Holman

6-10 | 225 | Jr. | F

Owensboro, KY

PPG: 11.1
RPG: 6.6
FG%: .594
FT%: .720

RADIO: MSU RADIO NETWORK | SATELLITE RADIO

Play-by-Play: Neil Price; Analyst: Richard Williams | Sirius/XM Channels: 137/190

MATCHUP INFO

- Starkville, Miss.
- Feb. 24, 2018, 2:30 p.m. CT
- Humphrey Coliseum (10,500)

Series Info

Overall: 20-14, MSU

Home: 10-4, MSU

Away: 8-8

Neutral: 2-1, Mississippi State

Last Meeting: W, 81-76 (1-31-18)



MSU Head Coach

Ben Howland

(Weber State, 1979)

MSU: 50-41/3rd

Career: 451-247/22nd

vs. USC: 2-3



USC Head Coach

Frank Martin

(FIU, 1993)

USC: 111-87/6th

Career: 228-141/11th

vs. MSU: 6-4

Bulldog Bites For The South Carolina Game . . .

- Mississippi State is looking for its first season sweep of the year. The Bulldogs' last sweep was a year ago against LSU. They also beat the Tigers in the SEC Tournament to go 3-0.
- South Carolina is one of three SEC teams MSU has a winning record against, along with Ole Miss and Missouri.
- In the win at Texas A&M, **Ben Howland** collected his 50th victory as MSU's head coach.
- It was also MSU's first win at Texas A&M in four attempts.
- The Bulldogs are seeking a school-record 18 wins at Humphrey Coliseum.
- For the first time in school history, MSU has scored 80-plus points in four-straight SEC road games.
- With the win against the Aggies, MSU now has 18 20-plus win seasons in program history and its first since 2012.
- MSU also out-rebounded Texas A&M, 44-31. The plus-13 advantage was the largest on the road this year.
- In his last four games, sophomore guard **Lamar Peters** has dished out 29 assists.
- In his last six games, freshman guard **Nick Weatherspoon** has 11 assists and 2 turnovers, while scoring in double-digits five times.
- Freshman forward **Abdul Ado** had career-high 19 points at Texas A&M.
- Nick Weatherspoon** is second in the SEC with 18 charges taken. Alabama's Herbert James has 20.
- Junior guard **Quindary Weatherspoon** had 17 points at Texas A&M to give him 1,263 for his career, now the 21st most in school history.
- Aric Holman** has 119-career blocked shots, now the 7th most in school history.
- Abdul Ado** has a team-high 53 blocked shots, the fourth most by a freshman in school history.
- MSU is 19th nationally with its 5.3 blocks, while **Abdul Ado** ranks 47th in the country.
- MSU is also 34th in the nation in field goal defense at 41.0 percent and 54th in points allowed (67.1).
- The Bulldogs have held 10 of its 15 SEC foes below their scoring average and 22 of 28 overall.
- MSU has shot 50 percent or better from the floor in five of its last eight games and 12 times overall.
- On Wednesday, former MSU great Ray White (1976-79) was named an SEC Legend.

2017-18 MISSISSIPPI STATE SCHEDULE/RESULTS

NOVEMBER

10	ALABAMA STATE (SECN+)	W, 96-68
18	FLORIDA A&M (SECN+)	W, 79-48
20	GREEN BAY (SECN+)	W, 77-68
22	STEPHEN F. AUSTIN (SECN+)	W, 80-75
26	JACKSONVILLE STATE (SECN+)	W, 59-56
30	NORTH DAKOTA STATE (SECN)	W, 83-59

DECEMBER

3	DAYTON (SECN)	W, 61-59
9	NORTH GEORGIA (SECN+)	W, 95-62
12	at Cincinnati (ESPN2)	L, 65-50
16	UT Martin (SECN+)	W, 92-61
20	LITTLE ROCK (SECN+)	W, 64-48
23	vs. Southern Miss ^	W, 70-64
30	North Florida (SECN+)	W, 109-81

JANUARY

2	ARKANSAS (SECN)	W, 78-75
6	at Ole Miss (SECN)	L, 64-58
10	at Florida (SECN)	L, 71-54
13	AUBURN (SECN)	L, 76-68
16	VANDERBILT (SECN)	W, 80-62
20	at Alabama (SECN)	L, 68-62
23	at Kentucky (ESPN)	L, 78-65
27	MISSOURI (SECN)	W, 74-62
31	at South Carolina (SECN)	W, 81-76

FEBRUARY

3	GEORGIA (ESPNU)	W, 72-57
6	ALABAMA (SECN)	W, 67-63
10	at Missouri (ESPN2)	L, 89-85
14	at Vanderbilt (SECN)	L, 81-80

17	OLE MISS (SECN)	W, 79-62
20	at Texas A&M (SECN)	W, 93-81
24	SOUTH CAROLINA (SECN)	2:30 p.m.
27	TENNESSEE (SECN)	6 p.m.

MARCH

3	at LSU (SECN)	Noon
---	---------------	------

2018 SEC Tournament

8-12	SEC Tournament (SECN, ESPNU, ABC) !	TBA
------	-------------------------------------	-----

^ - Jackson, Miss (Mississippi Coliseum)

! - St. Louis (Scottrade Arena)

2017-18 MISSISSIPPI STATE NUMERICAL ROSTER

No.	Name	Pos.	Ht.	Wt.	Yr.	Exp.	Hometown
0	Nick Weatherspoon	G	6-2	195	Fr.	HS	Canton, MS (Velma Jackson HS)
1	Lamar Peters	G	6-0	185	So.	1L	New Orleans, LA (Landry-Walker HS)
2	Eli Wright	G	6-4	190	So.	1L	Owensboro, KY (22 Feet Academy)
3	Xavian Stapleton	G	6-6	210	Jr.	1L	Flora, MS (Louisiana Tech)
5	Mitchell Storm	F	6-7	202	So.	TR	Madison, MS (East Mississippi CC)
10	Tate Clayton	G	6-2	170	Fr.	HS	Tupelo, MS (Tupelo HS)
11	Quinnndary Weatherspoon	G	6-4	205	Jr.	2L	Canton, MS (Velma Jackson HS)
12	Drew Davis	G	5-10	165	Sr.	1L	Atlanta, GA (Ft. Walton Beach HS)
13	Nick Singleton	G	6-5	195	Jr.	1L	Decatur, GA (Kennesaw State)
15	T.J. Gray	G	6-0	170	So.	HS	Columbus, MS (Columbus HS)
22	KeyShawn Feazell	F	6-8	230	Fr.	HS	New Hebron, MS (Lawrence County HS)
23	Tyson Carter	G	6-4	165	So.	1L	Starkville, MS (Starkville HS)
24	Abdul Ado	F	6-11	250	Fr.	HS	Lagos, Nigeria (Hamilton Heights HS)
35	Aric Holman	F	6-10	225	Jr.	2L	Owensboro, KY (Owensboro HS)
45	E.J. Datcher	C	6-10	240	Fr.	1L	Harpersville, AL (Vincent HS)

Head Coach:	Ben Howland (Weber State, 1979; 3rd year)
Assistant Coaches:	George Brooks (Mississippi State, 1997; 8th year) Korey McCray (Mercer, 2001; 3rd year) Ernie Zeigler (Cleary College, 1994; 3rd year)
Director of Basketball Operations:	Michael Moynihan
Director of Basketball Performance:	Collin Crane
Graduate Assistant Coaches:	Alfred Aboya Bo Rodriguez

2017-18 A-Z Roster

No.	Name	Yr.
24	Ado, Abdul	Fr.
23	Carter, Tyson	So.
10	Clayton, Tate	Fr.
45	Datcher, EJ	So.
12	Davis, Drew	Sr.
22	Feazell, KeyShawn	Fr.
15	Gray, T.J.	So.
35	Holman, Aric	Jr.
1	Peters, Lamar	So.
13	Singleton, Nick	Jr.
3	Stapleton, Xavian	Jr.
5	Storm, Mitchell	So.
0	Weatherspoon, Nick	Fr.
11	Weatherspoon, Quinnndary	Jr.
2	Wright, Eli	So.

By State/Country

Alabama (1)		
45	Datcher, EJ	So.
Georgia (2)		
12	Davis, Drew	Sr.
13	Singleton, Nick	Jr.
Kentucky (2)		
35	Holman, Aric	Jr.
2	Wright, Eli	So.
Louisiana (1)		
1	Peters, Lamar	So.
Mississippi (8)		
23	Carter, Tyson	So.
10	Clayton, Tate	Fr.
22	Feazell, KeyShawn	Fr.
15	Gray, T.J.	So.
3	Stapleton, Xavian	Jr.
5	Storm, Mitchell	So.
0	Weatherspoon, Nick	Fr.
11	Weatherspoon, Quinnndary	Jr.
Nigeria (1)		
24	Ado, Abdul	Fr.

PRONUNCIATION GUIDE

ABDUL ADO: AB-DOOL A-DO

ARIC HOLMAN: ERIC

QUINNNDARY WEATHERSPOON: QUINN-DARE-EE

XAVIAN STAPLETON: ZAY-VEE-AWN

GENERAL INFORMATION

Location: Starkville, MS
 Founded: February 28, 1878
 Enrollment: 21,622
 Conference: SEC
 Nickname: Bulldogs
 Colors: Maroon & White
 Arena: Humphrey Coliseum (10,500)
 President: Dr. Mark E. Keenum
 Athletics Director: John Cohen
 Web Site: www.hailstate.com
 Twitter: @HailStateMBK
 Hashtag: #HailState

BASKETBALL HISTORY

First Year of Basketball: 1908-09
 All-Time Record: 1,397-1,183/106 years
 All-Time SEC Record: 585-768
 Total Number of Head Coaches: 20
 Humphrey Coliseum Record: 445-179
 20-Win Seasons: 18
 NCAA Tournament Appearances: 10 (11-10)
 NCAA Tournament Final Fours: 1 (1996)
 NIT Appearances: 8 (7-8)
 NIT Final Fours: 1 (2007)
 SEC Championships: 6
 (2004, 1991, 1963, 1962, 1961, 1959)
 SEC Tournament Championships: 3
 (2009, 2002 and 1996)
 SEC Tournament Record: 30-53
 SEC Western Division Titles: 7
 (2010, 2008, 2007, 2004, 2003, 1996, 1995)

TEAM INFORMATION

2016-17 Overall Record 16-16
 2016-17 SEC Record 6-12, 12th
 National Ranking: n/a
 Starters Returning/Lost: 4/2
 Letterwinners Returning/Lost: 10/4
 Newcomers: 6
 Roster (Sr./Jr./So./Fr.): (1/4/6/4)

MEDIA INFORMATION

Credentials

■Media members may obtain both season credentials and game-by-game passes by contacting Gregg Ellis at 662-325-3595.

SEC Teleconference

■The SEC Teleconference is coordinated through the SEC media relations office. To participate, contact Craig Pinkerton of the SEC at 205-458-3038. Ben Howland is scheduled for 11:17 a.m. CT.



Media On Twitter

Will Sammon, Clarion Ledger
 @WillSammon
David Brandt, Associated Press
 @davidbrandtAP
Bob Carskadon, HailState Beat
 @bobcarskadon
Joel Coleman, Starkville Daily News
 @JoelTColeman
Robbie Faulk, 24/7 Sports
 @robbiefaulk247
Paul Jones, 24/7 Sports
 @PJ247Sports
Logan Lowery, Daily Journal
 @loganlowery
David Murray, Dawgs' Bite
 @DawgsBiteMag
Danny P. Smith, Starkville Daily News
 @sdndannyp
Gene Swindoll, Gene's Page
 @GeneSwindoll
Brett Hudson, Commercial Dispatch
 @Brett_Hudson
Steve Robertson, Commercial Dispatch
 @ScoutSteveR

MISSISSIPPI STATE TV/RADIO ROSTER



0 Nick Weatherspoon

FR | G | 6-2 | 195
Canton, MS



1 Lamar Peters

SO | G | 6-0 | 185
New Orleans



2 Eli Wright

SO | G | 6-4 | 190
Owensboro, KY



3 Xavian Stapleton

JR | G | 6-6 | 210
Flora, MS



5 Mitchell Storm

SO | F | 6-7 | 202
Madison, MS



10 Tate Clayton

FR | G | 6-2 | 170
Tupelo, MS



11 Quindary Weatherspoon

JR | G | 6-4 | 205
Canton, MS



12 Drew Davis

SR | G | 5-10 | 165
Atlanta, GA



13 Nick Singleton

JR | G | 6-5 | 195
Decatur, GA



15 T.J. Gray

SO | G | 6-0 | 170
Columbus, MS



22 KeyShawn Feazell

FR | F | 6-8 | 230
New Hebron, MS



23 Tyson Carter

SO | G | 6-4 | 165
Starkville, MS



24 Abdul Ado

FR | F | 6-11 | 250
Lagos, Nigeria



35 Aric Holman

JR | F | 6-10 | 225
Owensboro, KY



45 E.J. Datcher

SO | C | 6-10 | 240
Harpersville, AL



Ben Howland
Head Coach
3rd Year



George Brooks
Assistant Coach
8th Year



Korey McCray
Assistant Coach
3rd Year





Ernie Zeigler
Assistant Coach
3rd Year



Michael Moynihan
Director of Operations
3rd Year

TALE OF THE TAPE

	75.4	67.1	47.1	31.2	68.2	37.4	+3.6	13.8	13.0	+0.8	1.1	6.6	5.3
	Points	Opp Points	FG%	3FG%	FT%	RB	RBM	ASST	TO	TM	AST-TO Ratio	STL	BL
	69.4	67.8	39.4	32.4	70.3	36.8	+3.0	12.7	13.1	+1.9	1.0	5.6	3.2

Leaders	Scoring	Rebounds	Assists	Steals	Blocks
MSU	Q. Weatherspoon, 14.7	Ado, 6.8	Peters, 4.0	Peters, 1.4	Ado, 2.0
OPP	Silva, 14.2	Silva, 7.6	Gravett, 3.6	Kotsar, 1.1	Silva, 1.3

Last Time Out For South Carolina
 ✓ Beat Georgia, 66-57.
 ✓ Chris Silva and Wesley Myers led the Gamecocks with 15 points each.
 ✓ USC had 12 assists, 5 steals, 4 blocked shots and just 5 turnovers.
 ✓ Georgia outrebounded USC, 43-37.
 ✓ Maik Kotsar had 9 rebounds.
 ✓ The Gamecocks led 43-32 at the break.
 ✓ USC was 21-68 shooting, 13-31 beyond the arc. Georgia was 21-55, 6-19.

Last Time Out For Mississippi State
 ✓ Beat Texas A&M, 93-81.
 ✓ Abdul Ado had a career-high 19 points.
 ✓ MSU led 41-39 at half.
 ✓ MSU won the battle of the boards, 44-31.
 ✓ Abdul Ado had 9 rebounds, while Lamar Peters had 7.
 ✓ MSU had 19 assists and collected 4 steals while blocking 4 shots.
 ✓ MSU was 31-68 shooting, 8-22 beyond the arc. Texas A&M was 30-59, 5-17.

South Carolina Series Breakdown
 (MSU leads, 20-14)
Last MSU win: 81-76 (2017-18)
Last USC win: 63-57 (2016-17)
Current MSU win streak: 1
Biggest MSU win: 83-63 (1992-93)
Biggest USC win: 83-61 (2005-06)
at Starkville
 (MSU leads, 10-4)
Last MSU win: 68-58 (2015-16)
Last USC win: 77-73 (2016-17)
Current USC win streak: 1
Biggest MSU win: 83-63 (1992-93)
Biggest USC win: 73-65 (1996-97)

PLAYERS VERSUS SOUTH CAROLINA

Player	G-GS	Mins	FGM-FGA	Pct	3GM-3GA	Pct	FTM-FTA	Pct	Rebs	Ast	TO	BS	Stl	Pts
Ado	1-1	29	6-9	.667	0-0	.000	4-5	.800	9-9.0	0	2	4	0	16/16.0
Carter	3-0	78	15-30	.500	10-21	.476	1-3	.333	7-2.3	1	2	1	5	41/13.7
Datcher	3-0	16	1-2	.500	0-0	.000	1-1	1.000	3-1.0	0	3	4	1	3/1.0
Feazell	1-0	3	0-0	.000	0-0	.000	0-0	.000	0-0.0	0	0	0	0	0/0.0
Holman	5-1	82	11-18	.611	2-4	.500	4-4	1.000	22-4.4	2	4	7	2	28/5.6
Peters	3-3	69	4-20	.200	2-12	.167	1-2	.500	8-2.7	10	9	1	1	11/3.7
Stapleton	3-2	69	7-15	.467	2-8	.250	4-4	1.000	5-1.7	1	1	0	2	20/6.7
N. Weatherspoon	1-1	33	7-13	.538	1-3	.333	2-2	1.000	2-2.0	3	0	0	2	17/17.0
Q. Weatherspoon	4-4	121	19-47	.404	6-19	.316	12-15	.800	21-5.3	9	10	1	4	56/14.0
Wright	3-0	54	6-11	.545	3-5	.600	2-2	1.000	8-2.7	2	3	0	1	17/5.7

A LOOK AT THE SEC

2017-18 SEC Standings

	SEC	Overall
Auburn	12-3 .800	24-4 .857
Tennessee	10-5 .667	20-7 .741
Mississippi State	8-7 .533	20-8 .714
Florida	8-7 .533	17-11 .607
Kentucky	8-7 .533	19-9 .679
Missouri	8-7 .533	18-10 .643
Alabama	8-7 .533	17-11 .607
Arkansas	8-7 .533	19-9 .679
LSU	7-8 .467	16-11 .593
Texas A&M	6-9 .400	17-11 .607
South Carolina	6-9 .400	15-13 .536
Georgia	6-9 .400	15-12 .556
Vanderbilt	5-10 .333	11-17 .393
Ole Miss	5-10 .333	12-16 .429

As of February 24, 2018

Upcoming Games

February 24
Tennessee at Ole Miss, noon
LSU at Georgia, 1 p.m.
South Carolina at Mississippi St., 2:30 p.m.
Texas A&M at Vanderbilt, 3 p.m.
Arkansas at Alabama, 5 p.m.
Missouri at Kentucky, 7:15 p.m.
Auburn at Florida, 7:30 p.m.
February 27
Florida at Alabama, 6 p.m.
Missouri at Vanderbilt, 6 p.m.
Tennessee at Mississippi State, 6 p.m.
Auburn at Arkansas, 8 p.m.
February 28
LSU at South Carolina, 5:30 p.m.
Ole Miss at Kentucky, 6 p.m.
Texas A&M at Georgia, 7:30 p.m.

Recent Scores

February 17
Mississippi State 79, Ole Miss 62
Kentucky 81, Alabama 71
LSU 64, Missouri 63
South Carolina 84, Auburn 75
Arkansas 94, Texas A&M 75
Vanderbilt 71, Florida 68
Georgia 73, Tennessee 62
February 20
Mississippi St. 93, Texas A&M 81
LSU 88, Vanderbilt 78
Kentucky 87, Arkansas 72
Ole Miss 90, at Missouri 87 ot
February 20
South Carolina 66, Georgia 57
Auburn 90, Alabama 71
Tennessee 62, Florida 57

A LOOK AT LAST YEAR'S MEETING AT HUMPHREY COLISEUM

South Carolina 77 • 20-5, 10-2

February 11, 2017
Humphrey Coliseum



77



73



■ USC rallied from a 7-point deficit to get the win.

■ Tyson Carter paced MSU with 22 points, while Xavian Stapleton had 11.

■ Aric Holman had 7 rebounds to go with his 7 points and 1 block.

■ This was the second loss in a seven-game losing streak.

■ The Bulldogs won the battle of the boards, 31-28.

■ MSU made 8 of its 12 free throw attempts.

■ The Bulldogs had 19 turnovers and

KEY NUMBER: 17

The game featured 17 lead changes.

##	Player		Total	3-Ptr	Rebounds										Min
			FG-FGA	FG-FGA	FT-FTA	Off	Def	Tot	PF	TP	A	TO	Blk	Stl	
21	Maik KOTSAR	f	5-7	0-0	0-4	2	3	5	3	10	0	2	0	1	32
30	Chris SILVA	f	5-7	0-0	5-6	0	2	2	5	15	1	3	0	1	22
00	Sindarius THORNWELL	g	9-15	3-5	7-8	1	3	4	0	28	4	1	1	1	38
10	Duane NOTICE	g	2-5	1-2	4-7	1	4	5	1	9	2	2	1	0	37
15	PJ DOZIER	g	2-10	0-2	0-2	0	4	4	3	4	3	1	0	1	27
02	Hassani GRAVETT		1-2	1-2	0-0	0	0	0	0	3	0	0	0	0	15
04	Rakym FELDER		0-1	0-0	0-0	0	0	0	1	0	1	1	0	0	3
05	TeMarcus BLANTON		0-1	0-1	0-0	0	0	0	0	0	0	0	0	0	4
12	Khadim GUEYE		0-0	0-0	0-0	0	0	0	1	0	0	0	0	0	4
20	Justin MCKIE		3-6	1-3	1-2	1	1	2	1	8	1	1	0	0	18
Team						3	3	6							
Totals			27-54	6-15	17-29	8	20	28	15	77	12	11	2	4	200

FG % 1st Half: 12-27 44.4% 2nd half: 15-27 55.6% Game: 27-54 50.0%
 3FG % 1st Half: 5-10 50.0% 2nd half: 1-5 20.0% Game: 6-15 40.0%
 FT % 1st Half: 7-10 70.0% 2nd half: 10-19 52.6% Game: 17-29 58.6%

Deadball
Rebounds
5

Mississippi State 73 • 14-10, 5-7

##	Player		Total	3-Ptr	Rebounds										Min
			FG-FGA	FG-FGA	FT-FTA	Off	Def	Tot	PF	TP	A	TO	Blk	Stl	
34	Schnider Herard	f	1-1	0-0	0-0	0	3	3	2	2	0	4	0	0	18
01	Lamar Peters	g	1-6	1-5	0-0	0	2	2	1	3	3	4	0	0	19
03	Xavian Stapleton	g	4-7	1-3	2-2	1	2	3	3	11	1	1	0	0	28
04	Mario Kegler	g	7-10	2-4	0-1	3	3	6	3	16	2	2	1	2	32
11	Q Weatherspoon	g	1-5	0-2	3-4	0	5	5	4	5	5	2	0	0	28
02	Eli Wright		2-4	1-2	2-2	1	3	4	4	7	0	2	0	0	21
23	Tyson Carter		8-13	5-10	1-3	0	0	0	2	22	0	1	1	1	27
35	Aric Holman		3-4	1-1	0-0	1	6	7	5	7	1	2	1	1	23
45	E.J. Datcher		0-1	0-0	0-0	0	0	0	3	0	0	0	1	1	4
Team						0	1	1			1				
Totals			27-51	11-27	8-12	6	25	31	27	73	12	19	4	5	200

FG % 1st Half: 13-25 52.0% 2nd half: 14-26 53.8% Game: 27-51 52.9%
 3FG % 1st Half: 8-15 53.3% 2nd half: 3-12 25.0% Game: 11-27 40.7%
 FT % 1st Half: 2-3 66.7% 2nd half: 6-9 66.7% Game: 8-12 66.7%

Deadball
Rebounds
2,1

Officials: Olandis Poole, Tim Gattis, John Hampton
 Technical fouls: South Carolina-None. Mississippi State-None.
 Attendance: 7635

Score by periods	1st	2nd	Total
South Carolina	36	41	77
Mississippi State	36	37	73

Points	In Paint	Off T/O	2nd Chance	Fast Break	Bench
SC	36	28	5	6	11
MS	24	16	8	8	36

Last FG - SC 2nd-00:54, MS 2nd-00:05.
 Largest lead - SC by 9 1st-14:10, MS by 7 1st-03:30.
 SC led for 25:49. MS led for 10:31. Game was tied for 03:40.

Score tied - 5 times.
 Lead changed - 6 times.

All Games Between South Carolina and Mississippi State

1992: MSU, 60-57	at Columbia	2004: MSU, 79-75	ot	at Columbia	MSU, 70-59	at Nashville *
1993: MSU, 83-63	at Starkville	2005: MSU, 73-65		at Starkville	2014: USC, 74-62	at Starkville
1994: MSU, 73-72	at Columbia	2006: USC, 83-61		at Columbia	2015: USC, 81-68	at Columbia
1995: MSU, 71-56	at Starkville	USC, 59-44		at Nashville *	2016: USC, 84-74	at Columbia
1996: USC, 77-69	at Columbia	2007: USC, 66-63		at Starkville	MSU, 68-58	at Starkville
1997: USC, 73-65	at Starkville	2008: MSU, 61-56	ot	at Columbia	2017: USC, 77-73	at Starkville
1998: USC, 76-65	at Columbia	2009: MSU, 75-70		at Starkville	USC, 63-57	at Columbia
1999: MSU, 66-60	at Starkville	MSU, 82-68		at Tampa, Fla.*	2018: MSU, 81-76	at Columbia
2000: USC, 68-67	at Columbia	2010: MSU, 76-63		at Columbia		
2001: MSU, 77-73	at Starkville	2011: MSU, 60-58		at Starkville		
USC, 69-62	at Nashville *	2012: MSU, 69-67	ot	at Columbia		
2002: MSU, 64-57	at Columbia	2013: MSU, 56-54		at Starkville		
2003: MSU, 64-48	at Starkville	USC, 79-72		at Columbia		

Humphrey Coliseum History

First Game:..... Dec. 1, 1975; MSU 85, Indiana St. 82
Overall Record:..... 445-179 (.713)
Non-Conference Record:..... 223-38 (.854)
SEC Record:..... 222-141 (.612)

Humphrey Coliseum Yearly Records

Year	Attn.	Avg.	Record (SEC)
1975-76	70,081	5,006	10-4 (5-4)
1976-77	76,232	5,082	11-4 (5-4)
1977-78	72,025	5,540	11-2 (8-1)
1978-79	99,906	7,136	11-3 (7-2)
1979-80	67,209	6,721	6-4 (5-4)
1980-81	48,214	4,018	6-6 (3-6)
1981-82	56,414	4,030	7-7 (3-6)
1982-83	68,416	5,263	11-2 (7-2)
1983-84	61,508	4,393	6-8 (3-6)
1984-85	89,370	6,384	11-3 (7-2)
1985-86	43,927	3,379	4-9 (3-6)
1986-87	40,715	2,908	7-7 (3-6)
1987-88	54,074	4,160	9-4 (5-4)
1988-89	74,344	5,719	9-4 (5-4)
1989-90	74,623	5,740	9-4 (5-4)
1990-91	102,072	7,852	12-1 (8-1)
1991-92	72,142	5,549	8-5 (4-4)
1992-93	61,172	4,706	10-3 (5-3)
1993-94	88,687	6,335	10-4 (5-3)
1994-95	80,681	6,723	11-1 (7-1)
1995-96	97,996	7,538	10-3 (6-2)
1996-97	74,275	5,305	10-4 (5-3)
1997-98	77,954	5,996	7-6 (2-6)
1998-99	70,257	5,018	12-2 (6-2)
1999-00	61,764	4,412	10-4 (4-4)
2000-01	77,654	4,568	13-4 (6-2)
2001-02	79,642	5,689	13-1 (7-1)
2002-03	98,312	7,022	12-2 (7-1)
2003-04	111,940	7,996	12-2 (6-2)
2004-05	103,031	7,925	11-2 (6-2)
2005-06	90,875	5,680	11-5 (5-3)
2006-07	123,736	6,512	16-3 (6-2)
2007-08	106,672	7,111	12-3 (7-1)
2008-09	157,111	8,728	13-5 (5-3)
2009-10	116,919	6,878	13-4 (6-2)
2010-11	97,069	5,710	12-5 (5-3)
2011-12	152,363	8,019	15-4 (6-2)
2012-13	94,092	6,721	7-7 (3-6)
2013-14	123,743	6,875	11-7 (3-6)
2014-15	106,946	6,291	9-8 (3-6)
2015-16	99,338	6,623	10-5 (5-4)
2016-17	124,347	7,314	10-7 (4-5)
2017-18	127,076	7,060	17-1 (6-1)

vs. SEC Opponents

Opponent	GP	W	L	PCT.	Str.
Alabama	42	23	19	.548	W1
Arkansas	25	19	6	.760	W2
Auburn	41	28	13	.683	L1
Florida	29	14	15	.483	L3
Georgia	31	19	12	.613	W1
Kentucky	30	9	21	.300	L5
LSU	40	25	15	.615	W2
Missouri	5	4	1	.800	W3
Ole Miss	43	34	9	.791	W1
S. Carolina	14	10	4	.714	L1
Tennessee	31	15	16	.484	W1
Texas A&M	4	2	2	.500	W1
Vanderbilt	30	21	9	.700	W3

MSU KNOWS HOW TO WIN GAMES AT 'THE HUMP'

Over the course of the last decade, Mississippi State's Humphrey Coliseum has become a difficult venue for opposing teams. This year, Mississippi State is 17-1.

The Bulldogs have compiled a 43-season composite record of 445-179 (.713) at "The Hump" since Mississippi State's basketball facility opened prior to the 1975-76 campaign.

TRACKING MSU'S HOME SUCCESS UNDER BEN HOWLAND

Season	Overall		SEC		Non-SEC	
	Record	Win %	Record	Win %	Record	Win %
2015-16	10-5	.667	5-4	.556	5-1	.833
2016-17	10-7	.563	4-5	.444	6-2	.750
2017-18	17-1	.944	6-1	.857	11-0	1.000
Totals	37-13	.740	15-10	.600	22-3	.880

A LOOK AT THE HISTORY OF HUMPHREY COLISEUM**LARGEST CROWDS
AT THE HUMP**

Crowd	Opponent	Date
10,788	Kentucky	2-16-10
10,735	Ole Miss	2-7-04
10,645	Ole Miss	2-23-02
10,541	Florida	1-7-03
10,458	Auburn	3-2-04
10,437	Alabama	2-21-04
10,432	Alabama	3-5-05
10,432	Kentucky	1-13-04
10,429	Ole Miss	2-15-03
10,421	Ole Miss	1-26-08
10,412	Ole Miss	1-13-09
10,364	Ole Miss	2-9-12
10,338	Florida	1-24-07
10,315	Kentucky	1-9-96

**INDIVIDUAL MSU
RECORDS AT THE HUMP**

Most Points Scored
40, Rickey Brown (Auburn, 3-7-77)

Most Rebounds
24, Wiley Peck (Alabama, 1-27-79)

Most Assists
15, Al Perry (Vanderbilt, 1-29-77)

**TEAM MSU
RECORDS AT THE HUMP**

Most Points Scored
123, Troy State (12-5-95)

Most Rebounds
75, Mississippi Valley St. (11-21-00)

Most Consecutive Wins
14, 1-22-03 to 1-10-04





CHARTING Q.

Jr | G | 6-4
Canton, MS

MSU Career Scoring Chart

1. Jeff Malone	2,142
2. Bailey Howell	2,030
10. Jerry Jenkins	1,503
20. Timmy Bowers	1,300
21. Q. Weatherspoon	1,263
22. Jack Bouldin	1,257
23. Jerry Graves	1,245
24. Erick Dampier	1,231
T25. Dave Williams	1,219
T25. Leland Mitchell	1,219
27. Mario Austin	1,199
28. Marckell Patterson	1,168
29. Gary Hooker	1,144

SEC Season Rank

Scoring 14th



CHARTING Aric Holman

Jr | F | 6-10
Owensboro, KY

MSU Career Blocks Chart

1. Jarvis Varnado	564
2. Erick Dampier	249
3. Tyrone Washington	198
4. Kalpatrick Wells	183
5. Rickey Brown	163
6. Charles Rhodes	143
7. Aric Holman	119
7. Wiley Peck	117
9. Gavin Ware	100
10. Derrick Zimmerman	89

SEC Season Rank

Blocks 9th

8 ISN'T ENOUGH

■ Mississippi State has now won eight SEC games for the first time since the league expanded to 14 teams.

The Bulldogs won eight in 2012 but haven't won nine since finishing 9-7 in 2011.

The last time they've won 10-plus was 2008 (12-4).

2ND HALF CHARMS

■ In the last four games against Missouri, Vanderbilt, Ole Miss and Texas A&M, Mississippi State has shot lights out in the second half.

During that stretch, MSU is 66-120 for a .550 shooting percentage. Overall, they are 116-226 (.513).

LOOKING FOR 80 AGAIN

■ In the last four road games, MSU has totaled 80-plus points for the first time in school history.

They did it three straight in 1991 (L at Florida, 85-82; W at Auburn, 84-82; W, at LSU, 82-79).

BROOKS RECOGNIZED

■ Mississippi State assistant coach **George Brooks** has been recognized by 247Sports.com for his recruiting efforts.

In January, he was named the No. 2 recruiter in the nation behind Duke's Jeff Capel.

Last year, Sporting News named him the No. 2 recruiter in the SEC.

This year, he was responsible for the signing of Reggie Perry, Robert Woodard and D.J. Stewart.

1. Jeff Capel	Duke
2. George Brooks	Mississippi State
3. Rashon Burno	Arizona State
4. Tony Stubblefield	Oregon
5. Joel Justice	Kentucky

WHEN Q HITS 20

■ When junior guard **Quinnndary Weatherspoon** scores 20 or more

points, Mississippi State benefits.

He's now reached that feat 16 times in his career following the Missouri game, and the Bulldogs are 14-2 in those games.

Opponent Points Result

(2016)		
Tennessee	23	L, 80-75
Vanderbilt	24	W, 75-74

(2017)		
Norfolk State	22	W, 78-74
Boise State	25	W, 80-68
Oregon State	21	W, 74-57
Morehead State	27	W, 85-76
UMKC	25	W, 77-54
Arkansas	25	W, 84-78
Missouri	29	W, 89-74
Auburn	25	L, 98-82

(2018)		
Stephen F. Austin	20	W, 80-75
North Georgia	22	W, 95-62
UT Martin	21	W, 92-61
Little Rock	21	W, 64-48
Arkansas	22	W, 78-75
Missouri	20	W, 74-72

PETERS ON THE DISH

■ In his last five games, sophomore guard **Lamar Peters** has excelled at finding scorers.

In that stretch, he has 33 assists and only 15 turnovers.

2 FOR 20 X 3

■ Three times this season, MSU has had two players score 20 or more points in the same game.

Stephen F. Austin — **Tyson Carter** 25 and **Quinnndary Weatherspoon** 20.

UT Martin — **Aric Holman** 21 and **Quinnndary Weatherspoon** 21.

Arkansas — **Weatherspoon** brothers with 22 each.

Q & GAME WINNERS

■ Game-winning shots have become the norm for junior All-SEC guard and leading scorer **Quinnndary Weatherspoon**.

On Dec. 3 at home against Dayton, he collected a steal with 4 seconds left and went the length of the court for a layup to give MSU a thrilling 61-59 win.

Then against Jacksonville State, he drained a 3-pointer with 0.7 seconds left to lift the Bulldogs to a dramatic 59-56 win.

As a freshman against Vanderbilt, he drained a buzzer beater from 3-point range for a 75-74 victory.

SEEING DOUBLE

■ On the year, Mississippi State has recorded 10 double-doubles, with junior forward **Aric Holman** leading the way with five, followed by forward **Abdul Ado** with three and guard **Quinnndary Weatherspoon** with two.

Holman: Alabama State (18 points, 11 rebounds); Cincinnati (18, 10); UT Martin (21, 12); Vanderbilt (18, 14); Alabama (11, 10).

Ado: Green Bay (12 points, 11 rebounds); Florida (12, 10); Auburn (10, 11).

Weatherspoon: Dayton (11 points, 10 rebounds); Ole Miss (16, 10).

HOW THE DAWGS SCORE

■ The chart below is how MSU is scoring this season compared to all 351 Division I teams, as determined by KenPom.com.

Category	% (Ranking)
3-Pointers	27.1 (279)
2-Pointers	55.8 (37)
Free Throws	17.2 (271)

YEAR 3 MAGIC

■ In his first three head coaching stops at Northern Arizona, Pittsburgh and UCLA, **Ben Howland** has gotten his teams to the NCAA Tournament in Year 3.

In all, he's 101-28 in the third year at all four schools.

2017-18 BULLDOG STREAKS

Team W/L Streaks

Overall Wins/Losses	W2
Home Wins/Losses	W5
Road Wins/Losses	W1
Neutral Wins	W1

Consecutive Double-Figure Scoring Games

Quinnndary Weatherspoon	2
Tyson Carter	2
Aric Holman	1
Abdul Ado	1
Lamar Peters	1

Consecutive Games with A Made 3-pointer

Xavian Stapleton	3
Tyson Carter	3
Lamar Peters	2
Aric Holman	2

Consecutive Games Played (All Seasons)

Aric Holman	81
Tyson Carter	60
Quinnndary Weatherspoon	31
Nick Weatherspoon	28
Abdul Ado	27
Lamar Peters	22
E.J. Datcher	21
Eli Wright	20
Xavian Stapleton	9
KeyShawn Feazell	3

Consecutive Games Started (All Seasons)

Quinnndary Weatherspoon	31
Nick Weatherspoon	28
Aric Holman	27
Abdul Ado	27
Lamar Peters	9

Total 30 Minute Games (All Seasons)

Quinnndary Weatherspoon	52
Lamar Peters	13
Nick Weatherspoon	12
Tyson Carter	10
Abdul Ado	8
Aric Holman	3
Schnider Herard	2
Eli Wright	1

2017-18 MISSISSIPPI STATE NOTES

SEC TABS WEATHERSPOON FOW

■ On Feb. 5, guard **Nick Weatherspoon** was tabbed the SEC's freshman of the week.

The Canton, Miss., native had stellar performances in wins against Georgia and Alabama, scoring 18 and 15 points, respectively.

He also dished out 33 assists and grabbed 6 rebounds while draining 13 of his 23 shots from the floor, including a 5 of 7 mark from the free throw line.

SEC HONORS CARTER FOR POW

■ On Dec. 4, sophomore guard **Tyson Carter** was named SEC Player of the Week.

It came after a career-best 35 points against North Dakota State and 20 against Dayton.

His 35 points were the most since Darryl Wilson also had 35 against Alabama on 3-4-95.

LITTLE ACTION AT FTL

■ Three times this season, Mississippi State has limited opponents to just six free throw attempts or fewer.

Jacksonville State was the first, going 6-6 before North Georgia went 0-5.

Then against UT Martin, the Skyhawks were just 4-6.

The last time MSU held an opponent without a free throw was on Jan. 19, 1985, in a 61-44 win against Ole Miss.

MSU FOUL SHOTS

■ Five times this season, Mississippi State has attempted nine or fewer shots — Florida A&M, Dayton, North Georgia, Cincinnati and Florida.

As a result, MSU is 13th in the SEC in free throws made (354) and 13th in attempts (519).

On the year, the Bulldogs are 11th in the SEC with their .682 shooting percentage.

PRESEASON POLLS

■ In the preseason polls voted on by the media, junior guard **Quinnndary Weatherspoon** was tabbed both first-team (coaches) and second-team (media) All-SEC.

As a team, the Bulldogs were picked to finish 12th under third-year coach **Ben Howland**.

Preseason Poll

- | | |
|---------------|---------------------|
| 1. Kentucky | 8. Georgia |
| 2. Florida | 9. Auburn |
| 3. Texas A&M | 10. Ole Miss |
| 4. Alabama | 11. South Carolina |
| 5. Missouri | 12. Mississippi St. |
| 6. Arkansas | 13. Tennessee |
| 7. Vanderbilt | 14. LSU |

HOWLAND AIMS FOR FEAT

■ **Ben Howland** enters his third season at MSU looking to achieve a feat only 12 coaches have ever done, and that's lead four different teams to the NCAA Tournament.

Howland has already guided Northern Arizona, Pittsburgh and UCLA to the Big Dance.

The first 12 coaches to do so are Lon Kruger, Steve Alford, John Beilein, Lefty Driesell, Cliff Ellis, Larry Eustachy, Jim Harrick, Fran McCaffery, Tom Penders, Tubby Smith, Rick Pitino and Edie Sutton.

600 & COUNTING

■ On Jan. 17, 2017, against Kentucky, MSU played its 600th game in Humphrey Coliseum history, which dates to Dec. 1, 1975.

The Bulldogs are now 443-179 in the building following the Ole Miss win.

MSU VERSUS RANKED FOES

■ With the loss against No. 22 Auburn, MSU failed to win its second-straight game against a ranked foe after losing 18 in a row.

Going back to the 2010 season, MSU has dropped 21 of 25 to ranked teams.

Below is a closer look . . .

Date	Team	Score	Rank
01-13-18	Auburn	L, 76-68 (8)	22
01-02-18	Arkansas	W, 78-75 (3)	22
12-12-17	Cincinnati	L 65-50 (15)	25
02-18-17	Florida	L, 57-52 (5)	13
02-11-17	South Carolina	L, 77-73 (4)	16
01-17-17	Kentucky	L, 87-81 (6)	5
02-24-16	Texas A&M	L, 68-66 (2)	21
01-26-16	So. Carolina	L, 84-74 (10)	22
01-12-16	Kentucky	L, 80-74 (6)	13
01-06-16	Texas A&M	L, 61-60 (1)	21
02-25-15	Kentucky	L, 74-56 (18)	1
02-21-15	Arkansas	L, 65-61 (4)	17
01-20-14	Florida	L, 62-51 (11)	3
01-08-14	Kentucky	L, 85-63 (22)	14
02-09-13	Florida	L, 83-55 (28)	2
02-06-13	Ole Miss	L, 93-75 (18)	23
01-26-13	Florida	L, 82-47 (35)	7
11-19-12	No. Carolina	L, 95-49 (46)	11
02-21-12	Kentucky	L, 73-64 (9)	1
02-28-12	Florida	L, 69-57 (12)	13
11-18-11	Arizona	W, 67-57 (10)	15
11-17-11	Texas A&M	W, 69-60 (9)	18
02-29-11	Florida	W, 71-64 (7)	24
02-27-11	Vanderbilt	L, 81-74 (7)	19
03-14-10	Kentucky	L, 75-74 (1) [ot]	2

BROTHERLY LOVE

■ Mississippi State is one of 29 schools nationally with brothers on the same team with **Quinnndary** and **Nick Weatherspoon**.

They've also started all 28 games.

The last time MSU had two brothers start in the same game was Reginald and Richard Delk against West Virginia in the NIT Final Four on March 27, 2007.

YOUTHFUL GROUP

■ The Bulldogs are one of five teams without any scholarship seniors, along with Kentucky, Holy Cross, Chattanooga and Robert Morris.

MSU's experience is ranked No. 326 out of 351 schools.

MSU SIGNS 3

■ MSU took advantage of the early signing period and landed 5-star forward Reggie Perry and 4-star forwards DJ Stewart and Robert Woodard.

Perry, a 6-foot-8, 240-pound Thomasville, Ga., native, is the son of former MSU great Al Perry (1975-78), who ranks third all-time at MSU with 510 steals.

The McDonald's All-American is rated as the No. 1 prospect out of the state of Georgia and listed as the No. 4 small forward nationally.

ESPN has him as the 16th best player regardless of position.

Woodard, the top-ranked player in Mississippi and a Dandy Dozen selection, is ranked 56th overall nationally and is the son of Robert Woodard, Sr., who played at MSU from 1987-90.

He led Columbus to the Class 6A crown in 2016 and was last year's Mississippi Gatorade Player of the year.

The 6-6, 187-pound Stewart is listed as the 33rd best small forward.

As a junior at Riverside last year, he averaged 18.9 points, 9.7 rebounds and 3.1 assists.

Nationally, Scout and Rivals have him as the 103rd best player overall.

MSU AND RPI

■ In the five major RPI rankings, MSU is in the Top 75 of each one. Here's the breakdown . . .

ESPN.....62	NCAA.....63
Real Time.....63	Sagarin.....53
BPI.....54	

OVERTIME WOES

■ Under **Ben Howland**, MSU is 0-3 in overtime affairs following the loss at Missouri.

The other two losses have been to Ole Miss and Alabama.

MSU Freshman Blocked Shots Record				
Name	Season	G	BS	Avg
1. Jarvis Varnado	2006-07	35	67	1.9
2. Erick Dampier	1993-94	29	65	2.2
3. Rickey Brown	1976-77	27	58	2.1
4. Abdul Ado	2017-18	27	53	2.0
5. Kalpatrick Wells	1979-80	27	51	1.9
6. Wiley Peck	1975-76	25	37	1.5
7. Chan. Nichols	1987-88	28	30	1.1
8. Fred Thomas	2012-13	32	27	0.8
8. Gavin Ware	2012-13	32	24	0.8
10. Carl Nichols	1987-88	29	21	0.7

2017-18 Player SEC Rankings

Quinnndary Weatherspoon

Scoring	14th
FG %	4th
Assists	9th
Steals.....	6th
Minutes Played	13th
Rebounding	16th

Aric Holman

Rebounding	11th
Blocks.....	9th

Abdul Ado

Blocks	6th
Rebounding	8th
Offensive Rebounds	4th

Lamar Peters

Steals.....	4th
Assists	5th

2017-18 MISSISSIPPI STATE NOTES

NOVEMBER NUMBERS

■ Mississippi State posted a perfect 6-0 mark in November.

The six wins tie the November mark for the second-most in school history with the 1998 squad. The record of seven came in 2012 (7-1).

2012 was also the last year the Bulldogs advanced to postseason (NIT).

Q WITH THE SEC AWARDS

■ Junior guard **Quinnndary Weatherspoon** has been recognized by the SEC in each of his three years.

In 2016, he was named to the SEC All-Freshman Team. In 2017, he was named preseason All-SEC and finished the year on the second-team All-SEC team.

This year, he's been tabbed first-team All-SEC by the coaches and second team by the media.

A CLOSER LOOK AT SEC OPENERS

■ Mississippi State is now 46-39 all-time in SEC openers after beating Arkansas, 78-75. At home, the Bulldogs are 31-19. On the road, they are 15-19. In neutral site affairs, MSU is 0-1.

MSU has played Auburn the most (21 games), while the Bulldogs have collected 10 wins against Auburn and LSU to lead the way.

The most losses have come against Auburn (11), while the only team MSU hasn't opened up with is Missouri.

Last year, MSU opened with a 68-58 loss versus Alabama.

Team	Record
Alabama	2-5
Arkansas.....	4-1
Auburn.....	10-11
Florida.....	5-7
Georgia.....	1-1
Kentucky.....	2-3
LSU.....	10-1
Ole Miss.....	3-1
South Carolina.....	3-0
Tennessee	3-4
Texas A&M.....	0-1
Vanderbilt.....	3-3

LINEUP NOTABLE

■ On the year, MSU has implemented three different lineups.

However, only two have started all 28 games — **Quinnndary** and **Nick Weatherspoon**.

HIGH OF 85

■ At Texas A&M, MSU scored 93 points, its most in SEC play this year.

The previous high of 85 came at Missouri earlier this month.

MSU LEGENDS

■ Earlier this week, Ray White was named MSU's SEC Legend.

Last year, Dontae' Jones made this prestigious list.

A native of Gulport, Miss., White played for the Bulldogs from 1976-79 and was a three-time All-SEC selection.

He stands fifth all-time with his 1,640 points and first with 217 steals. White was picked by the Los Angeles Lakers in the fourth round of the 1979 NBA draft.

All-Time MSU Legends

1999: Bailey Howell	2009: Tony Watts
2000: Jim Ashmore	2010: Kermit Davis
2001: W.D. Stroud	2011: Darryl Wilson
2002: Jeff Malone	2012: Chuck Evans
2003: Joe Dan Gold	2013: Horatio Webster
2004: Greg Carter	2014: Erick Dampier
2005: Jack Bouldin	2015: Doug Hutton
2006: Rickey Brown	2016: Mario Austin
2007: Richard Williams	2017: Dontae' Jones
2008: Wiley Peck	2018: Ray White

BREAKDOWN OF GAMES IN JACKSON

■ MSU is now 19-6 all-time at Mississippi Coliseum following the 70-64 win against Southern Miss on Dec. 23.

The Bulldogs and Golden Eagles have now met five times at Mississippi Coliseum, with MSU holding a 3-2 advantage.

Here's the entire breakdown . . .

DATE	OPPONENT	W/L	SCORE
12-15-62	Memphis State	W	77-66
01-28-63	Southern Miss	W	62-52
12-14-63	Memphis State	L	73-65
12-16-63	Southern Miss	L	65-60
12-29-64	Mississippi College	L	72-57
12-30-64	Delta State	W	82-63
01-28-65	Arkansas	L	84-69
12-18-78	Iowa State	W	80-70
12-15-80	Southern Miss	L	68-53
11-30-85	Jackson State	W	77-62
12-16-87	McNeese State	W	76-66
11-17-98	Arkansas-Pine Bluff	W	105-53
12-18-02	Georgia State	W	78-54
12-22-04	Jacksonville State	W	95-53
12-15-05	Jacksonville State	W	104-80
12-21-06	New Orleans	W	89-63
01-05-08	Lafayette	W	77-53
12-22-08	Nicholls State	W	77-68
12-22-09	Centenary	W	88-51
12-22-11	Northwestern State	W	82-67
12-22-13	Central Arkansas	W	79-72
12-20-14	USC Upstate	L	53-51
12-23-15	Northern Colorado	W	93-69
12-19-16	Southern Miss	W	86-44
12-23-17	Southern Miss	W	70-64

OLE MISS SETBACK

■ In the setback at Ole Miss, the Bulldogs lost for the first time this season when leading at the half (11-1), having more assists (11-0) and in games decided by 10 points or less (6-1).

Mississippi State also surrendered a 13-point lead, the most since LSU over-came a 14-point deficit in 2016.

The game also marked the first time all season the Bulldogs failed to have anyone score in double-digits.

MSU also saw a 13-point lead against No. 22 Auburn on Saturday evaporate in a 76-68 loss.

HERARD LEAVES TEAM

■ Sophomore forward Schnider Herard left the team in December and has transferred to Maryland.

In his career, the Haiti native appeared in 43 games and drew 19 starts. He averaged 4.0 points and 4.2 rebounds, while blocking 16 shots.

This season, he appeared in 11 games and scored 11 points while hauling in 23 rebounds and blocking 8 shots.

CENTURY MARK SCORING

■ Against North Florida, MSU scored 100-plus points for the first time since a 106-88 win against Eastern Washington on Nov. 13, 2015.

It also marked the 54th time in school history the Dogs have reached the century mark.

The 109 points scored were the most since MSU totaled 107 against Arkansas-Pine Bluff in 1999.

MSU also shot a season-high 62.0 percent (44-71) from the floor.

That marked the Bulldogs' highest total since making 62 percent of its shots against Auburn on Jan. 16, 2011.

OH, SO CLOSE

■ Entering the game against Auburn on Jan. 13, Mississippi State had won 13-straight games at Humphrey Coliseum dating back to last year.

That was one shy of the record for consecutive wins.

However, the Tigers kept MSU from tying the mark with a come-from-behind with a 76-68 victory.

Here's the breakdown to top Humphrey Coliseum streaks . . .

Streak	Date	Ended By
14	1-22-03 to 1-10-04	Kentucky
13	3-4-17 to 1-2-18	Auburn
13	1-23-78 to 1-15-79	Alabama
12	2-25-04 to 2-12-05	LSU

D-E-F-E-N-S-E

■ Mississippi State allows the fewest points in the SEC and has held 22 of its 28 opponents below their average. Below are the results:

Team	Average	Points
Alabama State	N/A	68
Florida A&M	58.7	48
Green Bay	81.5	68
Stephen F. Austin	93.0	75
Jacksonville State	86.6	56
North Dakota State	68.7	59
Dayton	71.0	59
North Georgia	71.0	62
Cincinnati	83.4	65
UT Martin	76.1	61
Little Rock	63.7	48
Southern Miss	72.2	64
North Florida	76.0	81
Arkansas	90.4	75
Ole Miss	80.3	64
Florida	83.3	71
Auburn	87.2	76
Vanderbilt	71.5	62
Alabama	74.9	68
Kentucky	77.0	78
Missouri	74.6	62
South Carolina	70.7	76
Georgia	69.4	57
Alabama	73.5	63
Missouri	73.6	89
Vanderbilt	71.8	81
Ole Miss	76.1	62
Texas A&M	75.2	81

NO LEAD

■ Only once this season has MSU failed to lead in a game, and that was at Alabama on Jan. 20 in a 68-62 loss.

There were three ties for a total 1:41.

But when the two met earlier this month for the rematch, the Bulldogs claimed a 67-63 victory.

2017-18 MISSISSIPPI STATE NOTES

400 & COUNTING

■ At Florida on Jan. 10, sophomore guard **Tyson Carter** scored his 400th-career point.

In 60 games, he's averaging 8.2 points with a 9.0 average this year after scoring 10 at Texas A&M. He now has 491 for his career.

600 & COUNTING

■ At Vanderbilt last week, junior forward **Aric Holman** recorded his 600th-career point.

He has 610 for his career and is second on the team this season with his 11.2 average.

CHARGES TAKEN

■ Freshman forward **Nick Weatherspoon** has established himself as one of the top charge takers in the SEC.

In fact, the Canton, Miss., native, is second in the league with his 18 charges taken. Alabama's Herbert Jones is tops with 20.

Name	School	Charges
Herbert Jones	Alabama	20
Nick Weatherspoon	MSU	18
Keith Stone	Florida	12

NOTE: Not all schools keep up with charges.

DUNKIN' BULLDOGS

■ Mississippi State had four dunks at Texas A&M to stand at 117 on the year, with **Aric Holman** throwing down a team-high 36.

The total surpasses last season's 107, while Holman had 35.

The school record of 145 was set in 2008 when the Bulldogs played 34 games (23-11).

FREE THROW IMPROVEMENT

■ For most of the year, freshman forward **Abdul Ado** has struggled at the free throw line.

In the last three weeks, however, he's improved drastically.

He's currently 46 of 89 for a .517 shooting percentage. In his last seven games, though, he's made 24 of his 37 attempts (.649).

COACHING STABILITY

■ Third-year coach **Ben Howland** has been able to maintain stability within his coaching staff.

For the third year since his arrival, he's had the same assistants in **George Brooks**, **Korey McCray** and **Ernie Zeigler**.

Also back for his third year is **Michael Moynihan**, who is in his second season as director of operations after spending his first year at Mississippi State as the team's video coordinator.

Jalen Courtney is in his third season, his second as video coordinator.

His first year, he served as a grad assistant.

BOARD DOMINANCE

■ Against Georgia on Feb. 3, MSU won the battle of the boards, 37-20. It was the fewest rebounds the Dogs have allowed all year. The previous low of 21 was North Florida.

45% STREAK SNAPPED

■ The first 15 times Mississippi State shot 45 percent or better from the floor this season, it won.

But that streak was snapped last week when the Bulldogs shot 58.8 percent from the floor in a 81-80 loss at Vanderbilt on a last-second shot.

STREAKED SNAPPED

■ Mississippi State entered the Missouri game on Feb. 10 riding a four-game winning streak, its longest since 2008.

That's also the last year the Bulldogs won five in a row.

PETERS WITH A SEASON HIGH

■ At Missouri in MSU's 89-85 loss in overtime, sophomore guard **Lamar Peters** had a season-high 22 points.

It was the first time in 15 games MSU lost when a player scored 20-plus points.

TWICE UNDER 10

■ Since January, MSU has gone from last to 8th in turnover margin thanks to having just 7 turnovers against Arkansas and then a season-low 4 against Vanderbilt in Starkville.

STRONG REBOUND MARGIN

■ Mississippi State out-rebounded North Florida, 46-21, its largest margin this year.

The margin was the most since being plus-24 against both UT Martin earlier this season and versus Prairie View on Nov. 8, 2013.

WELCOME TO 1,000 POINTS

■ With 2:07 left in the first half against Little Rock on Dec. 20 at Humphrey Coliseum, junior All-SEC guard **Quinnndary Weatherspoon** made a free throw to give him 1,000-career points.

He is now the 37th player in school history to reach that feat and currently ranks 22nd with 1,246 points.

ACADEMIC SUCCESS

■ This past fall, MSU posted a 2.95 in the classroom, the best in program history.

Of the 15 players on the roster, nine posted a 3.0 or better.



Aric Holman played in his 81st-consecutive game at Texas A&M and leads MSU with 36 dunks.



Nick Weatherspoon is second in the SEC with his 18 charges taken and is third on the team with his 28 steals.



Abdul Ado leads MSU with his 53 blocked shots. His 2.0 average is sixth in the SEC and 49th nationally.

2017-18 MISSISSIPPI STATE MISCELLANEOUS STATS/SEC STANDINGS

CHARTING THE BULLDOGS

Dunks			Nick Weatherspoon		
Aric Holman	36		Tyson Carter	4	
Abdul Ado	28		Abdul Ado	2	
Quinnndary Weatherspoon	14		Lamar Peters	1	
Nick Weatherspoon	14		How First Points Were Scored		
Xavian Stapleton	10		3-pointer	11	
Tyson Carter	5		Jumper	5	
E.J. Datcher	5		Layup	8	
KeyShawn Feazell	3		Free Throw	1	
Eli Wright	2		Dunk	3	
Charges Drawn			Final Three Minutes From FT Line		
Nick Weatherspoon	18		Q. Weatherspoon	23-30 (.767)	
Lamar Peters	4		Nick Weatherspoon	7-12 (.583)	
Tyson Carter	3		Aric Holman	8-10 (.800)	
Quinnndary Weatherspoon	1		Tyson Carter	5-8 (.625)	
T.J. Gray	1		Lamar Peters	3-7 (.429)	
Point Distribution (%)			Drew Davis	1-2 (.500)	
Seniors	3 (0.1)		KeyShawn Feazell	1-2 (.500)	
Juniors	917 (43.4)		Xavian Stapleton	1-2 (.500)	
Sophomores	612 (29.0)		Abdul Ado	4-11 (.364)	
Freshmen	579 (27.4)		Nick Singleton	0-1 (.000)	
TOTAL:	2,111		TOTAL	53-85 (.624)	
First Sub			Opponent Total	55-85 (.647)	
Xavian Stapleton	20				
Tyson Carter	6				
E.J. Datcher	6				
Lamar Peters	5				
Schnider Herard	4				
Eli Wright	4				
KeyShawn Feazell	1				
Scored First Points					
Aric Holman	9				
Quinnndary Weatherspoon	6				

DIFFERENCE BETWEEN WINNING AND LOSING

Wins	Stat	Losses
79.4	Points	65.2
64.3	Opp. Points	74.0
+15.1	Scoring Margin	-8.7
.499	FG%	.404
.406	Opp. FG%	.418
.319	3FG%	.295
.305	Opp. 3FG%	.389
.678	FT%	.697
.656	Opp. FT%	.739
38.2	Rebounds	35.4
32.2	Opp. Rebounds	37.5
+6.0	Rebound Margin	-2.4
14.7	Assists	11.5
12.9	Turnovers	13.3
+2.1	Turnover Margin	-2.4
7.1	Steals	5.6
5.9	Blocks	3.9

BULLDOGS IN SEC

CATEGORY	RANK
Scoring offense	8
Scoring defense	3
FG%	3
FG% defense	5
3PT FG%	14
3PT FG% defense	5
FT%	11
Rebounds	7
Rebounds allowed	14
Rebound margin	6
Assists	8
Blocked shots	4
Steals	4
Turnover margin	8
Assist/Turnover ratio	8

SEASON AND CAREER TOTALS

2017-18		Career						
Double-Digit Scoring								
Q. Weatherspoon	23 (17-6)	68 (41-27)						
Tyson Carter	10 (9-1)	21 (15-6)						
Aric Holman	18 (13-5)	30 (22-8)						
Lamar Peters	10 (7-3)	27 (16-11)						
Schnider Herard		4 (2-2)						
Eli Wright	1 (1-0)	3 (3-0)						
Xavian Stapleton	4 (3-1)	11 (7-4)						
Nick Weatherspoon	20 (15-5)	20 (15-5)						
Abdul Ado	10 (5-5)	10 (5-5)						
E.J. Datcher	1 (1-0)	1 (1-0)						
KeyShawn Feazell	1 (1-0)	1 (1-0)						
20+ Points								
Quinnndary Weatherspoon	6 (6-0)	16 (14-2)						
Lamar Peters	3 (2-1)	7 (5-2)						
Tyson Carter	2 (2-0)	3 (2-1)						
Aric Holman	2 (2-0)	2 (2-0)						
Nick Weatherspoon	1 (1-0)	1 (1-0)						
30+ Points								
Tyson Carter	1 (1-0)	1 (1-0)						
10+ Rebounds								
Aric Holman	5 (3-2)	8 (6-2)						
Abdul Ado	5 (3-2)	5 (3-2)						
Quinnndary Weatherspoon	2 (2-0)	4 (4-0)						

2017-18		Career						
Double-Doubles								
Aric Holman	5 (3-2)	7 (5-2)						
Abdul Ado	3 (1-2)	3 (1-2)						
Quinnndary Weatherspoon	2 (2-0)	4 (4-0)						
Schnider Herard		2 (1-1)						
Xavian Stapleton		1 (1-0)						
3+ 3-Pointers								
Tyson Carter	4 (3-1)	11 (8-3)						
Quinnndary Weatherspoon	3 (2-1)	16 (10-6)						
Lamar Peters	4 (3-1)	13 (8-5)						
Xavian Stapleton	3 (2-1)	5 (3-2)						
Nick Weatherspoon	2 (2-0)	2 (2-0)						
Nick Singleton	1 (1-0)	1 (1-0)						
Aric Holman	1 (0-1)	1 (0-1)						
10+ 3-Point Attempt Games								
Lamar Peters		2 (2-0)						
Tyson Carter	3 (2-1)	5 (3-2)						
3+ Steal Games								
Quinnndary Weatherspoon	5 (4-1)	13 (9-4)						
Lamar Peters	6 (4-2)	10 (6-4)						
Xavian Stapleton	1 (1-0)	2 (2-0)						

Nick Weatherspoon	2 (1-1)	2 (1-1)		
Tyson Carter	2 (2-0)	2 (2-0)		
Abdul Ado	1 (0-1)	1 (0-1)		
5+ Block Games				
Aric Holman		2 (2-0)		
Schnider Herard	1 (1-0)	1 (1-0)		
Abdul Ado	1 (1-0)	1 (1-0)		
2017-18		Career		
5+ Made Free Throws				
Quinnndary Weatherspoon	7 (6-1)	18 (14-4)		
Aric Holman		2 (2-0)		
Lamar Peters	1 (1-0)	6 (3-3)		
Schnider Herard		2 (2-0)		
Xavian Stapleton		1 (1-0)		
E.J. Datcher	1 (1-0)	1 (1-0)		
Nick Weatherspoon	3 (3-0)	3 (3-0)		
Tyson Carter	3 (3-0)	3 (3-0)		

Note: Record in games in ()



Ben Howland

**22nd Season Overall | 3rd Season At Mississippi State
451-247 (50-41 at MSU)**

- On March 23, 2015, Ben Howland was named the 20th head coach in Mississippi State history.
- In four different stints as a head coach, Howland has a 451-247 record – Northern Arizona (79-59), Pittsburgh (89-40), UCLA (233-107) and Mississippi State (50-41).
- Led UCLA to three-consecutive Final Fours.
- In 2006, the Bruins played Florida for the national championship.
- In 2008, Howland became one of three coaches in NCAA Division I history to win at least 30 games in three-straight seasons, joining Adolph Rupp (Kentucky 1947-49) and John Calipari (Memphis, 2006-08).
- During his 10-year tenure at UCLA, the Bruins went to the NCAA Tournament seven times and won four Pac-10 regular-season crowns, while having 18 players drafted by NBA teams.
- His 97 victories from 2006-08 stand as the most by any UCLA head coach in a three-year span.
- Has been a Conference Coach of the Year in the Pac-10, Big East and Big Sky.
- His final two years at Pitt, the Panthers went 57-11 and reached the Sweet 16 both years.
- In 2003, Pittsburgh won the Big East Tournament crown and held the nation's No. 2 ranking for eight weeks in the Associated Press poll before ending the year at No. 4.
- In 2002, Howland guided the Panthers to a school-record 29 wins en route to becoming the school's first coach in 26 years to garner National Coach of the Year honors.
- Howland's first coaching gig was at Northern Arizona, where his last three teams posted 20-plus win seasons, including a school-record 21 victories in 1997 en route to capturing the Big Sky regular-season title and played in the NIT.
- In 1998, Howland guided NAU to its first NCAA Tournament after capturing the Big Sky Tournament championship and second-straight regular-season crown.
- Howland spent one year as a graduate assistant at Gonzaga (1981) before becoming an assistant at California-Santa Barbara from 1982-94.
- Played two years at Santa Barbara College before transferring to Weber State, where he earned his degree in physical education in 1979.
- Howland and his wife, Kim, a former Weber State cheerleader, have two children – Meredith and Adam (Brittney) – and two grandsons, Benjamin Clark Howland II and Elijah Howland.



Howland's Year-By-Year Record

Northern Arizona (1994-99)

Year	Overall	Big Sky Record	Postseason
1995	9-17	4-10 (7th)	
1996	7-19	3-11 (7th)	
1997	21-7	13-1 (1st)	NIT First Round
1998	21-8	12-2 (1st)	NCAA First Round
1999	21-8	12-4 (2nd)	
Totals	79-59 (.572)	44-28 (.611)	

Pittsburgh (2000-03)

Year	Overall	Big East Record	Postseason
2000	13-15	5-11 (11th)	
2001	19-14	7-9 (5th West)	NIT Second Round
2002	29-6	13-3 (1st West)	NCAA Sweet 16
2003	28-5	13-3 (T1st West)	NCAA Sweet 16
Totals	89-40 (.690)	38-26 (.594)	

UCLA (2004-13)

Year	Overall	Pac-10/12 Record	Postseason
2004	11-17	7-11 (1T7th)	
2005	18-11	11-7 (T3rd)	NCAA First Round
2006	32-7	14-4 (1st)	NCAA Runner-up
2007	30-6	15-3 (1st)	NCAA Final Four
2008	35-4	16-2 (1st)	NCAA Final Four
2009	26-9	13-5 (2nd)	NCAA Second Round
2010	14-18	8-10 (T5th)	
2011	23-11	13-5 (2nd)	NCAA Second Round
2012	19-14	11-7 (T5th)	
2013	25-10	13-5 (1st)	NCAA First Round
Totals	233-107 (.685)	121-59 (.672)	

Mississippi State (2016-Present)

Year	Overall	SEC Record	Postseason
2016	14-17	7-11	
2017	16-16	6-12	
2018	20-8	8-7	
Totals	50-41 (.549)	21-30 (.412)	
OVERALL 451-247 (.646)			

**1ST MSU WIN
EASTERN WASHINGTON
NOV. 13, 2015**

**1ST SEC WIN
OLE MISS
JAN. 23, 2016**

**10TH MSU WIN
ARKANSAS
FEB. 9, 2016**

**20TH MSU WIN
GEORGIA STATE
DEC. 4, 2016**

**25TH MSU WIN
ARKANSAS
JAN. 10, 2017**

**30TH MSU WIN
LSU
MARCH 8, 2017**

**40TH MSU WIN
LITTLE ROCK
DEC. 20, 2017**

**42
BIGGEST WIN
SOUTHERN MISS.
DEC. 19, 2016**

**45TH MSU WIN
MISSOURI
JAN. 27, 2018**

**50TH MSU WIN
TEXAS A&M
FEB 20, 2018**

**450TH OVERALL WIN
OLE MISS
FEB. 17, 2018**

UNDER BEN HOWLAND . . .

CATEGORY	2018	AT MSU
Leads at Halftime	17-2	38-5
Trails at Halftime	2-6	8-35
Is Tied at Halftime	1-0	4-1
Shoots 45% or better from the field	17-1	42-9
Shoots less than 45% from the field	3-7	8-32
Opp. shoots less than 45% from the field	15-6	36-19
Opp. shoots 45% or better from the field	5-2	14-22
Outrebounds (or ties) the opponent	15-4	33-14
Outrebounded by the opponent	5-4	17-27
More Assists (or ties) than the opponent	15-4	43-19
Fewer Assists than the opponent	5-4	7-22
Fewer (or ties) TOs than opponent	15-3	38-14
More TOs than opponent	5-5	12-27
Holds opponents to 65 points or less	13-2	29-5
In games decided by 10 points or less	8-5	21-28
All Games	20-8	50-41
Home Games	17-1	37-13
Road Games	2-7	6-23
Neutral-sites	1-0	7-5
Non-SEC Games	12-1	28-9
Non-SEC Home Games	11-0	22-3
Non-SEC Road Games	0-1	0-3
Non-SEC Neutral-site Games	1-0	6-3
SEC Games	8-7	21-30
SEC Home Games	6-1	15-10
SEC Road Games	2-6	6-20
SEC Tournament		1-2
November Games	6-0	13-5
December Games	6-1	15-4
January Games	4-5	10-16
February Games	4-2	9-13
March Games		3-3
Monday Games	1-0	3-1
Tuesday Games	4-2	7-13
Wednesday Games	3-2	7-7
Thursday Games	1-0	5-4
Friday Games	1-0	4-2
Saturday Games	8-4	18-14
Sunday Games	2-0	5-0
Overtime Games	0-1	0-3
Television Games	19-8	38-39

Alabama	3-5	Kent State	0-1	Rutgers	6-1
Alabama State	1-0	Kentucky	1-4	Sacramento State	7-2
Albany	1-0	Lehigh	0-1	Sam Houston State	2-1
Appalachian State	1-0	Little Rock	1-0	San Diego	0-3
Arizona	14-11	Long Beach State	3-1	San Diego State	0-1
Arizona State	17-8	Louisiana Tech	1-0	San Jose State	1-0
Arkansas	3-2	Loyola Marymount	3-2	Savannah State	1-0
Arkansas-Pine Bluff	1-0	LSU	4-1	Seton Hall	5-2
Auburn	1-2	Marist	1-0	Sonoma State	1-0
Belmont	1-0	Marquette	0-1	South Carolina	2-3
Boise State	1-4	Maryland	1-0	South Florida	0-1
Boston College	4-2	McNeese State	1-0	Southeast Louisiana	1-0
Butler	0-1	Memphis	1-2	Southern University	0-1
BYU	2-0	Mercer	1-0	Southern Cal	14-9
Cal Poly	2-2	Miami	3-4	Southern Illinois	1-0
Cal State Bakersfield	1-0	Miami (OH)	1-0	Southern Miss	2-0
Cal State Fullerton	1-1	Michigan	4-3	Southern Utah	3-1
Cal State Northridge	9-2	Michigan State	3-1	Southwest Texas	0-1
CSU San Bernardino	1-0	Middle Tenn. State	0-1	St. Bonaventure	2-0
California	17-10	Minnesota	0-1	St. Francis (N.Y.)	2-0
Central Conn. State	1-0	Mississippi State	0-2	St. Francis (Pa.)	4-0
Central Florida	0-1	Missouri-Kansas City	1-1	St. Johns	2-3
Chaminade (Hawaii)	3-0	MVSU	1-0	St. Martin's	1-0
Chicago State	1-0	Missouri	4-1	Stanford	14-7
Cincinnati	0-2	Missouri State	1-0	Stephen F. Austin	2-1
Co. of Notre Dame	1-0	Montana	6-5	Syracuse	4-5
Colorado	2-0	Montana State	9-3	Temple	1-0
Colorado College	2-0	Montana Tech	1-0	Tennessee	1-3
Colorado State	1-0	Morehead State	1-0	Tennessee Martin	2-0
Concordia (Calif.)	0-1	Morgan State	1-0	Texas	1-3
Connecticut	2-3	Morris Brown	1-0	Texas A&M	3-3
Coppin State	1-0	N. Mexico Highlands	1-0	Texas Arlington	1-1
Davidson	1-0	Nebraska	1-1	Texas El Paso	1-0
Dayton	1-0	Nevada	1-0	Texas Tech	0-2
Delaware State	2-0	New Mexico State	2-0	Texas Pan American	2-0
DePaul	1-0	New Orleans	2-0	Texas Southern	1-0
Drexel	1-0	Norfolk State	3-0	Tulane	1-0
Duquesne	3-1	North Carolina AT&T	1-0	UC Davis	3-0
East Carolina	0-1	North Carolina Central	1-0	UC Irvine	5-1
East Tennessee State	0-1	North Dakota State	1-0	UC Riverside	2-0
Eastern Illinois	1-0	North Florida	1-0	UC Santa Barbara	0-1
Eastern Washington	11-1	North Georgia	1-0	UCLA	0-1
Elon	1-0	Northern Arizona	1-0	UNLV	0-1
Florida	0-6	Northern Colorado	1-0	Utah	2-1
Florida A&M	1-0	Northwestern State	1-0	Vanderbilt	2-2
Florida International	2-1	Notre Dame	5-8	Vermont	1-0
Florida State	0-1	Oakland	2-0	Villanova	3-3
Fresno State	1-0	Occidental College	1-0	VCU	1-3
George Mason	1-0	Ohio State	2-0	Virginia Tech	2-0
George Washington	1-0	Ole Miss	2-4	Wagner	2-0
Georgetown	5-4	Oral Roberts	0-2	Washington	10-11
Georgia	2-4	Oregon	12-8	Washington State	18-3
Georgia State	1-0	Oregon State	17-4	Weber State	3-9
Georgia Tech	1-0	Pacific	1-0	West Virginia	5-4
Gonzaga	1-0	Penn State	2-1	Western Illinois	2-0
Green Bay	1-0	Pennsylvania	1-0	Western Kentucky	1-0
Idaho	1-3	Pepperdine	4-0	Western Oregon	1-0
Idaho State	8-3	Pittsburgh	1-0	Wright State	1-0
Illinois State	1-0	Portland	0-1	Wyoming	1-0
Indiana	2-0	Portland State	5-3	Xavier	1-0
Indiana State	1-0	Prairie View A&M	2-0	Yale	1-0
IUPUI	1-0	Providence	3-1	Youngstown State	1-0
Jacksonville State	1-0	Rhode Island	2-0		
James Madison	1-0	Richmond	1-0		
Kansas	1-3	Robert Morris	4-0		

TOTAL: 451-247

On The Bench . . .



George Brooks
8th Year

- Played for the Bulldogs from 1992-94.
- Helped develop forwards Arnett Moultrie, a first-round draft choice in the 2012 NBA draft and Gavin Ware, along with Jamarion Moon and Ronald Murray who went on to enjoy NBA careers.
- Named the second-best recruiter in the SEC by Sporting News this past summer.



Korey McCray
3rd Year

- Spent two seasons under Howland at UCLA.
- Worked with and created tailor-made offseason training programs for NBA talents such as Dwight Howard, John Wall, Javaris Crittenton, Anthony Morrow, Jarrett Jack, Jarvis Hayes, Von Wafer, Mario West and Damien Wilkins.
- In 2012, he was instrumental in UCLA landing the No. 1-ranked recruiting class.



Ernie Ziegler
3rd Year

- Spent six seasons at Central Michigan (2007-12) as head coach, leading the Chippewas to two Mid-American Conference West Division titles and a pair of Michigan MAC Trophies.
- He spent five seasons as an assistant under the tutelage of Howland at both Pittsburgh (2002-03) and UCLA (2004-06).
- From 1992 to 1997, Zeigler was the head AAU coach for Team Detroit.

MISSISSIPPI STATE BY THE NUMBERS

GAME-BY-GAME SPECIALTY STATS (MSU First)

<u>Opponent</u>	<u>Paint</u>	<u>Off TO</u>	<u>2nd Chance</u>	<u>Fast Break</u>	<u>Bench</u>
Alabama State	46/32	17/4	11/16	14/0	50/34
Florida A&M	42/22	25/9	4/5	14/9	26/12
Green Bay	48/22	21/17	10/4	8/2	22/33
Stephen F. Austin	36/24	17/12	9/10	6/6	6/23
Jacksonville State	40/28	4/14	7/10	4/2	11/19
North Dakota State	28/20	21/14	10/6	12/2	10/16
Dayton	24/26	21/15	2/6	2/4	13/6
North Georgia	46/30	18/5	11/12	8/4	45/25
Cincinnati	24/24	6/22	6/13	12/6	0/6
UT Martin	44/22	21/10	31/11	12/10	31/23
Little Rock	30/28	27/10	13/11	6/0	12/20
Southern Miss	28/20	15/26	6/12	4/2	28/7
North Florida	58/28	24/17	19/6	13/8	41/29
Arkansas	38/42	19/9	16/9	10/4	15/14
Ole Miss	30/24	7/14	11/15	4/8	23/39
Florida	30/22	16/18	12/16	0/7	10/17
Auburn	30/18	10/19	13/9	10/2	16/13
Vanderbilt	42/44	17/6	7/2	10/4	23/31
Alabama	28/38	6/19	13/20	2/4	18/17
Kentucky	34/36	18/9	13/9	12/6	19/15
Missouri	46/34	24/11	11/9	12/0	17/20
South Carolina	38/26	13/21	9/12	10/8	22/15
Georgia	34/20	13/13	13/8	6/2	5/20
Alabama	30/26	17/8	10/12	8/8	15/21
Missouri	36/22	17/16	14/8	4/2	10/29
Vanderbilt	32/28	19/10	11/11	2/4	32/37
Ole Miss	34/26	17/6	6/9	6/2	31/18
Texas A&M	44/48	19/5	14/12	10/11	23/6
South Carolina					
Tennessee					
LSU					

GAME-BY-GAME LEAD/DEFICIT

<u>Opponent</u>	<u>Largest Lead</u>	<u>Largest Deficit</u>	<u>Final Score</u>
Alabama State	35 (76-41, 2nd)	1 (0-1, 1st)	W, 96-68
Florida A&M	36 (79-43, 2nd)	Never Trailed	W, 79-48
Green Bay	16 (24-8, 1st)	Never Trailed	W, 77-68
Stephen F. Austin	16 (68-52, 2nd)	8 (32-40, 1st)	W, 80-75
Jacksonville State	4 (4-0, 1st)	8 (33-41, 2nd)	W, 59-56
North Dakota State	27 (81-54, 2nd)	Never Trailed	W, 83-59
Dayton	21 (41-20, 2nd)	1 (5-6, 1st)	W, 61-59
North Georgia	38 (92-54, 2nd)	Never Trailed	W, 95-62
Cincinnati	3 (3-0, 1st)	19 (33-53)	L, 65-50
UT Martin	38 (90-52, 2nd)	2 (4-6, 1st)	W, 92-61
Little Rock	22 (62-40, 2nd)	3 (0-3, 1st)	W, 64-48
Southern Miss	11 (26-15, 1st)	4 (49-53, 2nd)	W, 70-64
North Florida	28 (109-81, 1st)	4 (2-6, 1st)	W, 109-81
Arkansas	4 (32-28, 1st)	8 (42-50, 2nd)	W, 78-75
Ole Miss	13 (33-20, 1st)	6 (58-64, 2nd)	L, 64-58
Florida	5 (7-2, 1st)	23 (42-65, 2nd)	L, 71-54
Auburn	13 (39-26, 2nd)	11 (54-65, 2nd)	L, 76-68
Vanderbilt	21 (75-54, 2nd)	Never Trailed	W, 80-62
Alabama	Never Led	20 (19-39, 2nd)	L, 68-62
Kentucky	6 (11-5, 1st)	13 (78-65, 2nd)	L, 78-65
Missouri	12 (62-50, 2nd)	7 (10-17, 1st)	W, 74-62
South Carolina	9 (57-48, 2nd)	4 (30-34, 1st)	W, 81-76
Georgia	19 (51-32, 2nd)	Never Trailed	W, 72-57
Alabama	9 (39-30, 2nd)	5 (13-18, 1st)	W, 67-63
Missouri	6 (9-3, 1st)	12 (30-42, 1st)	L, 89-85
Vanderbilt	8 (22-14, 1st)	11 (45-56, 2nd)	L, 81-80
Ole Miss	22 (66-44, 2nd)	Never Trailed	W, 79-62
Texas A&M	15 (85-70, 2nd)	4 (2-6, 1st)	W, 93-81
South Carolina			
Tennessee			
LSU			

Mississippi State Scoring By The Half

<u>Team</u>	<u>1st Half</u>	<u>2nd Half</u>	<u>OT</u>
Alabama State	58	31	
Florida A&M	28	51	
Green Bay	40	37	
Stephen F. Austin	32	48	
Jacksonville State	25	34	
North Dakota State	29	54	
Dayton	35	26	
North Georgia	53	42	
Cincinnati	25	25	
UT Martin	39	53	
Little Rock	26	38	
Southern Miss	36	34	
North Florida	47	62	
Arkansas	32	46	
Ole Miss	34	24	
Florida	28	26	
Auburn	35	33	
Vanderbilt	37	43	
Alabama	22	40	
Kentucky	36	29	
Missouri	31	43	
South Carolina	37	44	
Georgia	37	35	
Alabama	30	37	
Missouri	33	46	6
Vanderbilt	31	49	
Ole Miss	44	35	
Texas A&M	41	52	

Lowest First Half: 25, Jacksonville State, Cincinnati

Highest First Half: 58, Alabama State

Lowest 2nd Half: 24, Ole Miss

Highest 2nd Half: 62, North Florida

Opponent Scoring By The Half

<u>Team</u>	<u>1st Half</u>	<u>2nd Half</u>	<u>OT</u>
Alabama State	31	37	
Florida A&M	17	31	
Green Bay	32	36	
Stephen F. Austin	40	35	
Jacksonville State	29	27	
North Dakota State	24	35	
Dayton	20	39	
North Georgia	26	36	
Cincinnati	35	30	
UT Martin	33	28	
Little Rock	23	25	
Southern Miss	26	37	
North Florida	43	38	
Arkansas	28	47	
Ole Miss	28	36	
Florida	33	38	
Auburn	33	52	
Vanderbilt	25	37	
Alabama	41	27	
Kentucky	38	40	
Missouri	31	31	
South Carolina	36	40	
Georgia	21	36	
Alabama	28	35	
Missouri	42	37	10
Vanderbilt	40	41	
Ole Miss	23	39	
Texas A&M	39	42	

Lowest First Half: 17, Florida A&M

Highest First Half: 47, Arkansas

Lowest 2nd Half: 25, Little Rock

Highest 2nd Half: 52, Auburn

MISSISSIPPI STATE BY THE NUMBERS

MSU'S 2017-18 RECORD WHEN . . .

Leads at Halftime	17-2
Trails at Halftime	2-6
Is Tied at Halftime	1-0
Shoots 45% or better from the field	17-1
Shoots less than 45% from the field	3-7
Opp. shoots less than 45% from the field	15-6
Opp. shoots 45% or better from the field	5-2
Outrebounds (or ties) the opponent	15-4
Outrebounded by the opponent	5-4
More Assists (or ties) than the opponent	15-4
Fewer Assists than the opponent	5-4
Fewer (or ties) TOs than opponent	16-3
More TOs than opponent	4-5
Holds opponents to 65 points or less	13-2
In games decided by 10 points or less	10-5

MSU'S 2017-18 RECORD IN . . .

All Games	20-8
Home Games	17-1
Road Games	2-7
Neutral-sites	1-0
Non-SEC Games	12-1
Non-SEC Home Games	11-0
Non-SEC Road Games	0-1
Non-SEC Neutral-site Games	1-0
SEC Games	8-7
SEC Home Games	6-1
SEC Road Games	2-6
SEC Tournament	
November Games	6-0
December Games	6-1
January Games	4-5
February Games	4-2
March Games	
Monday Games	1-0
Tuesday Games	4-2
Wednesday Games	3-2
Thursday Games	1-0
Friday Games	1-0
Saturday Games	8-4
Sunday Games	2-0
Overtime Games	0-1
Television Games	19-8
Games vs. Ranked Opponents	1-2

MISC. 2017-18 TEAM STATS

Largest Lead Surrendered in Loss:

13, Ole Miss (1-6-18), Auburn (1-13-18)

Largest Deficit Overcome in Win:

8, Stephen F. Austin (11-22-17),
Jacksonville St. (11-26-17) and Arkansas (1-2-18)

Largest Lead at Anytime:

38, North Georgia (12-09-17) and
UT Martin (12-12-17)

Largest Deficit Anytime:

20, Alabama (1-20-18)

MISCELLANEOUS MSU INDIVIDUAL STATISTICS

Games Scoring in Double Figures: Q. Weatherspoon 23, N. Weatherspoon 20, Holman 18, Peters 10, Ado 10, Carter 10, Stapleton 4, Wright, Datcher, Feazell

Games Scoring 20-plus Points: Q. Weatherspoon 6, Carter 2, Holman 2, Peters 2, N. Weatherspoon

Games Scoring 30-plus Points: Carter

Games Rebounding in Double Figures: Ado 5, Holman 5, Q. Weatherspoon 2

Games With Double Figures in Assists: Q. Weatherspoon

Games With Double-Doubles: Holman 5, Ado 3, Q. Weatherspoon 2

Games With Triple-Doubles:

Games As Team High Scorer (or co-leader): Q. Weatherspoon 13, Peters 5, Holman 4, N. Weatherspoon 4, Carter 3, Stapleton 2, Ado 2

Games As Team High Rebounder (or co-leader): Ado 13, Holman 11, Q. Weatherspoon 4, Peters, Stapleton

Games As Team Leader in Assists (or co-leader): Peters 16, Q. Weatherspoon 15, N. Weatherspoon 5, Carter

Games As Team Leader in Steals (or co-leader): Q. Weatherspoon 11, Peters 9, Ado 7, Stapleton 5, Tyson Carter 4, N. Weatherspoon 34, Datcher

Games As Team Leader in Blocks (or co-leader): Ado 16, Holman 11, Stapleton 3, Peters 2, Wright 2, Q. Weatherspoon 2, Herard, Datcher,

Games As Team Leader in Turnovers (or co-leader): Q. Weatherspoon 12, Peters 13, Ado 10, N. Weatherspoon 4, Holman 4, Stapleton, Singleton, Carter, Wright

MSU'S RECORD BY STARTING LINEUP

N. Weatherspoon, Q. Weatherspoon, Carter, Holman, Ado 11-5

N. Weatherspoon, Q. Weatherspoon, Peters, Holman, Ado 8-3

N. Weatherspoon, Q. Weatherspoon, Peters, Stapleton, Datcher 1-0

GAME-BY-GAME STARTERS

<u>Opponent</u>	<u>Date</u>	<u>Guard</u>	<u>Guard</u>	<u>Guard</u>	<u>Forward</u>	<u>Forward</u>	<u>Record</u>
Alabama State	11-10-17	W'Spoon	W'Spoon	Peters	Stapleton	Datcher	1-0
Florida A&M	11-18-17	W'Spoon	W'Spoon	Peters	Holman	Ado	2-0
Green Bay	11-20-17	W'Spoon	W'Spoon	Peters	Holman	Ado	3-0
Stephen F. Austin	11-22-17	W'Spoon	W'Spoon	Carter	Holman	Ado	4-0
Jacksonville State	11-26-17	W'Spoon	W'Spoon	Carter	Holman	Ado	5-0
North Dakota State	11-30-17	W'Spoon	W'Spoon	Carter	Holman	Ado	6-0
Dayton	12-03-17	W'Spoon	W'Spoon	Carter	Holman	Ado	7-0
North Georgia	12-09-17	W'Spoon	W'Spoon	Carter	Holman	Ado	8-0
Cincinnati	12-12-17	W'Spoon	W'Spoon	Carter	Holman	Ado	8-1
UT Martin	12-16-17	W'Spoon	W'Spoon	Carter	Holman	Ado	9-1
Little Rock	12-20-17	W'Spoon	W'Spoon	Carter	Holman	Ado	10-1
Southern Miss	12-23-17	W'Spoon	W'Spoon	Carter	Holman	Ado	11-1
North Florida	12-30-17	W'Spoon	W'Spoon	Carter	Holman	Ado	12-1
Arkansas	01-02-18	W'Spoon	W'Spoon	Carter	Holman	Ado	13-1
Ole Miss	01-06-18	W'Spoon	W'Spoon	Carter	Holman	Ado	13-2
Florida	01-10-18	W'Spoon	W'Spoon	Carter	Holman	Ado	13-3
Auburn	01-13-18	W'Spoon	W'Spoon	Carter	Holman	Ado	13-4
Vanderbilt	01-16-18	W'Spoon	W'Spoon	Carter	Holman	Ado	14-4
Alabama	01-20-18	W'Spoon	W'Spoon	Carter	Holman	Ado	14-5
Kentucky	01-23-18	W'Spoon	W'Spoon	Peters	Holman	Ado	14-6
Missouri	01-27-18	W'Spoon	W'Spoon	Peters	Holman	Ado	15-6
South Carolina	01-31-18	W'Spoon	W'Spoon	Peters	Holman	Ado	16-6
Georgia	02-03-18	W'Spoon	W'Spoon	Peters	Holman	Ado	17-6
Alabama	02-06-18	W'Spoon	W'Spoon	Peters	Holman	Ado	18-6
Missouri	02-10-18	W'Spoon	W'Spoon	Peters	Holman	Ado	18-7
Vanderbilt	02-14-18	W'Spoon	W'Spoon	Peters	Holman	Ado	18-8
Ole Miss	02-17-18	W'Spoon	W'Spoon	Peters	Holman	Ado	19-8
Texas A&M	02-20-18	W'Spoon	W'Spoon	Peters	Holman	Ado	20-8

South Carolina
Tennessee
LSU

2017-18 Win-Loss Differential

Diff.	1	2	3	4	5	6	7	8	9	10	11	12	13	14	15	16	17	18	19	20	21	22	23	24	25+
Won		1	2	1	2	1			1			2			1	1	1	1						1	5
Lost	1			1		2		1						1	1		1								

THE LAST TIME . . .

THE LAST TIME AN MSU PLAYER ...

Scored 30 or more points in a game:

32, Ravern Johnson vs. Tenn. St. (11-12-10)

Scored 33 or more points in a game:

33, Craig Sword at LSU (2-19-14)

Scored 34 or more points in a game:

34, Arnett Moultrie vs. UMass (3-13-12)

Scored 35 or more points in a game:

35, Tyson Carter vs. NDSU (11-30-17)

Scored 37 or more points in a game:

39, Jeff Malone vs. Alabama (1-31-83)

Scored 40 or more points in a game:

40, Rickey Brown vs. Auburn (3-7-77)

Scored 20+ points in back-to-back games:

Quinnndary Weatherspoon 21 vs. UT Martin (12-16-17); 21 vs. Little Rock (12-20-17)

Scored 20+ points in three-consecutive games:

Craig Sword (24 vs. Loyola, 12-01-13; 24 vs. TCU, 12-05-13; 22 vs. SELA, 12-13-13)

Scored 20+ points in five-consecutive games:

Jeff Malone, 1982-83 (11 consecutive)

Scored 30+ points in back-to-back games:

Jeff Malone (36 at Ole Miss & 30 vs. Georgia, 1982-83)

Scored 30+ points in three-consecutive games:

Jeff Malone (33 at LSU; 36 at Ole Miss & 30 vs. Georgia, 1982-83)

Two players score 20+ points in same game:

Nick Weatherspoon, 22; Quinnndary Weatherspoon, 22 vs. Arkansas (1-02-18)

Made 10 field goals in a game:

10, Aric Holman vs. North Florida (12-30-17)

Made 11 field goals in a game:

11, Q. Weatherspoon, Missouri (1-25-17)

Made 12 field goals in a game:

12, Tyson Carter, NDSU (11-30-17)

Made 13 field goals in a game:

13, Horatio Webster vs. SW Missouri St. (11-23-97)

Made 14 field goals in a game:

14, Cameron Burns at Georgia (1-17-90)

Made 15 or more field goals in a game:

16, Raymond Brown vs. Florida (3-2-85)

Attempted 20 field goals in a game:

20, Ravern Johnson vs. St. Mary's (12-29-10)

Attempted 21 or more field goals in a game:

21, Dee Bost vs. Kentucky (2-16-10)

Attempted 23 or more field goals in a game:

23, Arnett Moultrie vs. UMass (3-13-12)

Attempted 25 field goals in a game:

25, Chuck Evans at Alabama (3-6-93)

Attempted 26 field goals in a game:

26, Tony Watts at Ole Miss (2-22-92)

Attempted 27 or more field goals in a game:

28, Jeff Malone vs. Vanderbilt (1-8-83)

Made six 3-pointers in a game:

6, Tyson Carter vs. Dayton (12-3-17)

Made seven 3-pointers in a game:

7, Lamar Peters vs. Missouri (1-25-17)

Made eight or more 3-pointers in a game:

8, Winsome Frazier vs. UMKC (11-23-04)

Attempted 11 3-pointers in a game:

11, Dee Bost vs. Detroit (12-17-11)

Attempted 12 3-pointers in a game:

12, Ravern Johnson vs. ETSU (12-11-10)

Attempted 13 or more 3-pointers in a game:

13, Dee Bost vs. Troy (12-10-11)

Attempted 16 or more 3-pointers in a game:

17, Darryl Wilson vs. Alabama (3-4-95)

Made 14 or more free throws in a game:

14, Trivante Bloodman vs. Auburn (2-15-14)

Made 15 or more free throws in a game:

15, Craig Sword vs. Ole Miss (1-11-14)

Attempted 17 free throws in a game:

17, Jarvis Varnado at Houston (12-19-09)

Attempted 18 free throws in a game:

18, Craig Sword vs. Ole Miss (1-11-14)

Attempted 19 free throws in a game:

19, Carl Nichols vs. SE La. (12-1-88)

Had 16 rebounds in a game:

16, Gavin Ware vs. Maryland ES (1-2-14)

Had 17 rebounds in a game:

17, Gavin Ware at Auburn (1-21-15)

Had 18 or more rebounds in a game:

21, Wesley Morgan vs. SE La. (11-28-05)

Had 22 or more rebounds in a game:

23, Rickey Brown vs. Vanderbilt (12-6-79)

Had 24 or more rebounds in a game:

24, Wiley Peck vs. Alabama (1-27-79)

Had 10 or more offensive rebounds in a game:

11, Arnett Moultrie vs. Northwestern State (12-22-11)

Had 10 or more defensive rebounds in a game:

10, Aric Holman vs. Vanderbilt (1-16-18)

Had 13 or more defensive rebounds in a game:

13, Colin Borchert vs. Auburn (3-9-13)

Had 15 or more defensive rebounds in a game:

15, Jarvis Varnado at San Diego (12-31-09)

Had 10 assists in a game:

10, Q. Weatherspoon vs. NDSU (11-30-17)

Had 11 assists in a game:

11, I.J. Ready vs. No. Colorado (12-23-15)

Had 13 assists in a game:

13, I.J. Ready vs. LSU (3-4-17)

Had 14 assists in a game:

14, Gary Ervin vs. Florida A&M (12-20-04)

Had 15 or more assists in a game:

16, Chuck Evans at UMKC (2-23-93)

Had 10 or more turnovers in a game:

10, Charles Rhodes vs. Nicholls (11-11-06)

Had five or more blocks in a game:

5, Abdul Ado vs. Stephen F. Austin (11-22-17)

Had six or more blocks in a game:

6, Schneider Herard vs. Fla. A&M (11-18-17)

Had seven blocks in a game:

7, Jarvis Varnado at LSU (2-20-10)

Had eight blocks in a game:

8, Jarvis Varnado vs. Alabama (2-24-10)

Had nine blocks in a game:

9, Jarvis Varnado at Vanderbilt (2-3-10)

Had 10 blocks in a game:

10, Jarvis Varnado vs. Arkansas (1-14-10)

Had 10+ blocks in two consecutive games:

Jarvis Varnado (10 vs. Georgia & 10 vs. Kentucky, 2007-08)

Had five steals in a game:

5, Lamar Peters vs. Texas A&M (1-14-17)

Had six or more steals in a game:

7, Craig Sword vs. Ole Miss (1-11-14)

LAST TIME AN MSU TEAM...

Scored 100 or more points:

109 vs. North Florida (12-30-17)

Scored 100 or more points in an SEC game:

105 vs. Auburn (3-2-04)

Allowed 100 or more points in an SEC game:

115 at Arkansas (2-20-93)

Allowed 100 or more points in non-SEC play:

105 vs. Miami (11-19-15)

Was held to 52 points or less:

52 vs. Florida (2-18-17)

Was held to 50 points:

50 vs. Cincinnati (12-12-17)

Was held to 49 points or less:

48 vs. Vanderbilt (2-25-17)

Was held to 45 points or less:

41 at Georgia (2-7-15)

Was held to 40 points or less:

36 vs. Missouri (2-13-13)

Was held to 35 points or less:

31 vs. Vanderbilt (2-23-13)

Was held to fewer than 10 points in a half:

9 at Arkansas, first (2-7-15)

Held opponent to 59 points or less:

57 vs. Georgia (2-3-18)

Held opponent to 56 points or less:

56 vs. Jacksonville State (11-26-17)

Held opponent to 55 points or less:

52 vs. LSU-SECT (3-08-17)

Held opponent to 50 points or less:

48 vs. Little Rock (12-20-17)

Held opponent to 45 points or less:

44 vs. Southern Miss (12-19-16)

Held opponent to 42 points or less:

42 vs. Texas-San Antonio (12-4-12)

Held opponent to 39 points or less:

39 at LSU (1-9-08)

Shot 50 percent or better from the field:

.509 [27-53] vs. Georgia (2-3-18)

Shot 55 percent or better from the field:

.564 [31-55] vs. Ole Miss (2-17-18)

Shot 60 percent or better from the field:

.620 [44-71] vs. North Florida (12-30-17)

Shot 65 percent or better from the field:

.660 [35-53] vs. Western Kentucky (1-5-09)

Was held to less than 35 percent from the field:

.349 [22-63] at Ole Miss (1-6-18)

Was held to less than 30 percent from the field:

.298 [14-47] vs. Vanderbilt (2-25-17)

Was held to less than 25 percent from the field:

.175 [7-40] vs. Vanderbilt (2-23-13)

Held opp. to 35 percent or less from the field:

.339 [21-62] at Ole Miss (1-6-18)

Held opp. to 30 percent or less from the field:

.281 [18-64] vs. Florida A&M (11-18-17)

Held opp. to 25 percent or less from the field:

.231 [15-65] vs. Southern Miss (12-19-16)

Opponent shot 50 percent or better:

.500 [28-56] Vanderbilt (2-14-18)

Opponent shot 60 percent or better:

.623 [33-53] Missouri (3-1-14)

Made 35 or more field goals:

37 vs. North Georgia (12-9-17)

Made 40 or more field goals:

44 vs. North Florida (12-30-17)

Made fewer than 15 field goals:

14 at Vanderbilt (2-25-17)

Attempted 70 or more shots from the field:

71 vs. North Florida (12-30-17)

Attempted 80 or more shots from the field:

80 at Alabama (2-21-09)

Attempted just 40 shots from the field:

40 vs. Vanderbilt (2-23-13)

Attempted 39 or fewer shots from the field:

39 at Vanderbilt (3-4-15)

Attempted 35 or fewer shots from the field:

34 vs. Tennessee (2-3-15)

Made 10 or more 3-pointers:

10 at Vanderbilt (2-14-18)

Made 12 3-pointers:

12 vs. Ole Miss (2-17-18)

Made 13 3-pointers:

13 vs. North Georgia (12-09-17)

Made 15 3-pointers:

15 vs. North Carolina A&T (12-12-10)

Made 16 3-pointers:

16 vs. Troy (12-10-11)

Made 17 3-pointers:

17 vs. Southern Miss (12-19-16)

Did not make a 3-pointer:

[0-10] at Arkansas (2-7-15)

Made just one 3-pointer:

vs. Tennessee (1-7-15)

Made just two 3-pointers:

vs. Alabama (2-6-18)

Opponent made 15 or more 3-pointers:

16, Arkansas (1-9-16)

Opponent made just one 3-pointer:

vs. LSU-SECT (3-8-17)

Attempted nine 3-pointers or less:

9 vs. Tennessee (1-7-15)

Attempted six 3-pointers or less:

6 at Ole Miss (1-29-03)

THE LAST TIME (CONTINUED) . . .

Attempted 25 3-pointers:

25 vs. Little Rock (12-20-17)

Attempted 26 3-pointers:

26 at South Carolina (2-28-17)

Attempted 27 3-pointers:

27 vs. South Carolina (2-11-17)

Attempted 28 3-pointers:

28 vs. Dayton (12-3-17)

Attempted 29 or more 3-pointers:

29 vs. Kentucky (1-23-18)

Attempted 30 or more 3-pointers:

31 at Missouri (2-10-18)

Attempted 35 or more 3-pointers:

35 vs. Kentucky (2-16-10)

Made 31 or more free throws:

31 vs. Auburn (1-22-14)

Made 40 or more free throws:

41 vs. LSU (2-11-09)

Made 50 or more free throws:

52 vs. LSU (2-11-09)

Made fewer than five free throws:

4 vs. Dayton (12-3-17)

Made only 1 free throw:

1 vs. Florida (1-30-14)

Opponent made 30 or more free throws:

34, Ole Miss (2-18-17)

Attempted 30 or more free throws:

34 vs. Auburn (2-7-17)

Attempted 35 or more free throws:

35 vs. Stephen F. Austin (11-22-17)

Attempted 40 or more free throws:

40 vs. Arkansas (1-2-18)

Attempted 45 or more free throws:

45 vs. Florida A&M (12-17-13)

Attempted fewer than 10 free throws:

7 at Florida (1-10-18)

Opponent attempted 40 or more free throws:

44, Ole Miss (2-18-17)

Had 50 or more rebounds:

53 vs. UT Martin (12-16-17)

Had 55 or more rebounds:

55 vs. Tennessee (2-4-17)

Had 58 or more rebounds:

58 vs. Troy (12-10-05)

Had 59 or more rebounds:

59 at Houston (12-19-09)

Had fewer than 25 rebounds:

21 vs. McNeese State (12-30-14)

Had 20 or fewer rebounds:

20 at Kentucky (1-12-16)

Had 20 or more assists:

20 vs. Vanderbilt (1-16-18)

Had 21 or more assists:

24 vs. North Florida (12-30-17)

Had 25 or more assists:

25 vs. St. Bonaventure (12-05-09)

Had 30 or more assists:

30 vs. Troy (12-10-11)

Had 5 Assists:

5, Florida State (12-16-15)

Had Fewer Than 5 Assists:

4, Tennessee (1-2-15)

Had 20 or more turnovers:

20 at South Carolina (2-28-17)

Had 21 or more turnovers:

22 vs. Ole Miss (2-18-17)

Had 23 or more turnovers:

23 vs. Arkansas (2-21-15)

Had 24 or more turnovers:

24 vs. Dayton (12-3-17)

Had 25 turnovers:

26 vs. Mississippi Valley State (11-17-14)

Had 29 or more turnovers:

29 at Arkansas (1-23-13)

Had 30 or more turnovers:

31 at Kentucky (1-7-97)

Had 34 or more turnovers:

34 at Evansville (12-17-75)

Had fewer than 10 turnovers:

7 vs. Arkansas (1-2-18)

Had five or fewer turnovers:

4 vs. Vanderbilt (1-16-18)

Forced 25 or more turnovers:

26 vs. Dayton (12-3-17)

Had 10 blocked shots:

10 vs. Stephen F. Austin (11-22-17)

Had 11 blocked shots:

11 vs. Southern Miss (12-19-16)

Had 12 blocked shots:

12 at South Carolina (1-26-16)

Had 13 blocked shots:

13 vs. Florida A&M (11-18-17)

Had 14 blocked shots:

14 vs. Texas-Pan American (11-24-09)

Had 16 blocked shots:

16 vs. Georgia (1-12-08)

Had 10 steals:

10 vs. Missouri (1-23-18)

Had 11 steals:

11 vs. Little Rock (12-20-17)

Had 12 steals:

12 vs. LSU-SECT (3-8-17)

Had 13 steals:

13 vs. Dayton (12-3-17)

Had 14 steals:

14 vs. South Carolina (1-9-13)

Had 15 steals:

15 vs. Florida Gulf Coast (12-19-13)

Had 17 or more steals:

17 vs. Oregon State (12-01-16)

Had 20 or more steals:

20 vs. Nicholls State (11-17-01)

Had 1 steal or less:

1 vs. Vanderbilt (3-11-11)

MISSISSIPPI STATE IN OVERTIME

Mississippi State In Overtime Games

This Season	0-1
Overall Overtime Record	60-52
<i>Home Overtime Record</i>	34-23
<i>Road Overtime Record</i>	18-21
<i>Neutral Site Overtime Record</i>	8-8
Humphrey Coliseum Overtime Record	25-18
SEC Tournament Overtime Record	2-5
Double Overtime Record	6-5
Four Overtime Record	1-1
Postseason Overtime Record	1-0
Last OT Played (1OT)	at Missouri (L, 89-85, 2/10/18)
Last Double OT	vs. UMass (L, 101-96, 3/13/12)
Last Triple OT	vs. Alabama (L, 79-78, 2/27/11)
Last Four OT	vs. Ole Miss (W, 104-102, 1/24/90)

Mississippi State Coaches In Overtime Games

Babe McCarthy	6-5	Bob Boyd	3-4
<i>Home Overtime Record</i>	2-2	<i>Home Overtime Record</i>	2-1
<i>Road Overtime Record</i>	2-2	<i>Road Overtime Record</i>	1-2
<i>Neutral Site Overtime Record</i>	2-1	<i>Neutral Site Overtime Record</i>	0-1
Joe Dan Gold	5-3	Richard Williams	15-11
<i>Home Overtime Record</i>	3-3	<i>Home Overtime Record</i>	7-3
<i>Road Overtime Record</i>	1-0	<i>Road Overtime Record</i>	5-5
<i>Neutral Site Overtime Record</i>	1-0	<i>Neutral Site Overtime Record</i>	3-3
Kermit Davis	8-6	Rick Stansbury	15-16
<i>Home Overtime Record</i>	5-3	<i>Home Overtime Record</i>	7-6
<i>Road Overtime Record</i>	3-3	<i>Road Overtime Record</i>	6-7
<i>Neutral Site Overtime Record</i>	0-0	<i>Neutral Site Overtime Record</i>	2-3
Ron Greene	2-0	Rick Ray	3-1
<i>Home Overtime Record</i>	2-0	<i>Home Overtime Record</i>	3-1
Jim Hatfield	3-3	Ben Howland	0-3
<i>Home Overtime Record</i>	3-2	<i>Home Overtime Record</i>	0-2
<i>Road Overtime Record</i>	0-1	<i>Road Overtime Record</i>	0-1

OVERTIME FOES

TEAM	RECORD	TEAM	RECORD
Alabama	6-7	Santa Clara	2-0
Alaska-Fairbanks	1-0	Southern Mississippi	1-0
Arkansas	2-1	SW Louisiana	1-0
Auburn	6-4	South Alabama	1-0
Baylor	1-0	South Carolina	3-0
BYU	0-1	Tennessee	6-2
California	0-1	Texas	1-0
Drake	1-0	Texas A&M	1-1
Florida	0-3	Troy	2-0
Florida State	1-0	Tulane	0-1
Georgia	3-3	UAB	0-1
Georgia Tech	1-0	UMass	0-1
Houston	0-1	Vanderbilt	2-5
Idaho	0-1		
Kentucky	4-5		
Loyola	1-0		
LSU	3-4		
Memphis	1-0		
Missouri	0-1		
Missouri-Kansas City	0-1		
Montana	1-0		
Morehead State	1-0		
NE Louisiana	0-1		
Northwestern State	0-1		
Oklahoma	1-0		
Ole Miss	6-4		
Old Dominion	0-1		
San Diego	0-1		

0 NICK WEATHERSPOON



@Nick_Gotti0

Freshman | Guard

6-2 | 195

Canton, Miss.

Velma Jackson HS

Season Highs

Points: 22, Arkansas (1-2-18)
FGM: 8, Alabama (2-6-18)
FGA: 14, Alabama (2-6-18)
3FGM: 3, twice, UT-Martin (12-16-17)
3FGA: 6, Stephen F. Austin (11-22-17)
FTM: 7, Arkansas (1-2-18)
FTA: 10, Arkansas (1-2-18)
Rebounds: 6, twice, at Texas A&M (2-20-18)
Assists: 5, Florida A&M (11-18-17)
Blocks: 2, Arkansas (1-2-18)
Steals: 3, twice, at Cincinnati (12-12-17)
Minutes: 37, Stephen F. Austin (11-22-17)

Weatherspoon's Notes . . .

- Made his collegiate debut against Alabama State and scored 11 points as a starter.
- Has scored in double-digits in 20 games, with season-best 22 coming in SEC opener against Arkansas.
- Has started every game this season.
- Had a career-high 6 rebounds twice against North Florida and Texas A&M.
- Named SEC Freshman of the Week on February 5.

2017-18 Game-By-Game

Opponent		MIN	FG	Pct.	3FG	Pct.	FT	Pct.	O-D-R	PF	A	TO	B	S	PTS
N10 Alabama State	*	25	3-8	.375	1-1	1.000	4-4	1.000	0-3-3	0	3	0	0	0	11
N18 Florida A&M	*	32	5-10	.500	1-3	.333	1-3	.333	0-5-5	1	5	2	1	1	12
N20 Green Bay	*	28	3-7	.429	1-3	.333	3-4	.750	0-5-5	3	4	3	0	1	10
N22 Stephen F. Austin	*	37	4-9	.444	3-6	.500	4-5	.800	0-0-0	2	3	1	1	0	15
N26 Jacksonville State	*	30	5-9	.556	1-2	.500	1-3	.333	0-1-1	1	1	0	0	0	12
N30 North Dakota State	*	31	5-9	.556	1-3	.333	1-1	1.000	0-4-4	0	2	2	0	1	12
D3 Dayton	*	31	3-7	.429	0-3	.000	0-2	.000	0-1-1	4	1	2	1	3	6
D9 North Georgia	*	24	4-8	.500	0-2	.000	1-1	1.000	0-3-3	0	4	0	0	2	9
D12 Cincinnati	*	26	6-11	.545	0-1	.000	0-0	.000	0-1-1	2	2	2	0	3	12
D16 UT Martin	*	26	4-7	.571	3-4	.750	0-0	.000	0-4-4	1	1	2	0	2	11
D20 Little Rock	*	23	3-9	.333	2-5	.400	0-0	.000	1-3-4	2	1	1	0	1	8
D23 Southern Miss	*	29	2-4	.500	1-2	.500	5-7	.714	1-2-3	2	0	0	0	1	10
D30 North Florida	*	27	3-5	.600	0-1	.000	5-6	.833	1-5-6	0	4	3	0	1	11
J2 Arkansas	*	33	7-10	.700	1-3	.333	7-10	.700	0-4-4	1	2	0	2	2	22
J6 Ole Miss	*	32	3-10	.300	0-3	.000	3-6	.500	0-2-2	3	0	1	0	0	9
J10 Florida	*	32	2-9	.222	0-2	.000	3-4	.750	0-1-1	2	3	0	0	1	7
J13 Auburn	*	28	3-10	.300	0-3	.000	4-6	.667	0-3-3	4	3	0	0	0	10
J16 Vanderbilt	*	21	1-7	.143	0-3	.000	0-0	.000	0-3-3	1	4	0	0	0	2
J20 Alabama	*	25	2-9	.222	1-4	.250	2-2	1.000	0-1-1	2	1	2	0	1	7
J23 Kentucky	*	22	4-8	.500	1-3	.333	1-2	.500	1-3-4	2	0	2	0	0	10
J27 Missouri	*	32	5-13	.385	1-3	.333	1-2	.500	0-4-4	1	3	1	0	1	12
J31 South Carolina	*	33	7-13	.538	1-3	.333	2-2	1.000	1-1-2	1	3	0	0	2	17
F3 Georgia	*	26	7-9	.778	0-1	.000	0-0	.000	0-4-4	2	1	0	0	0	14
F6 Alabama	*	27	8-14	.571	0-4	.000	2-3	.667	0-3-3	3	1	0	0	1	18
F10 Missouri	*	36	5-9	.556	2-4	.500	3-4	.750	1-2-3	3	2	0	0	1	15
F14 Vanderbilt	*	23	4-5	.800	0-0	.000	2-2	1.000	0-1-1	2	1	0	0	0	10
F17 Ole Miss	*	27	7-7	1.000	1-1	1.000	0-0	.000	0-3-3	3	2	0	0	1	15
F20 Texas A&M	*	33	2-8	.250	0-2	.000	2-2	1.000	0-6-6	0	4	2	0	2	6
F24 South Carolina															
F27 Tennessee															
M3 LSU															

CAREER STATS FOR NICK WEATHERSPOON

Year	GP-GS	Min/Avg	FG-FGA	Pct	3FM-3GA	Pct	FT-FTA	Pct	Rebs	PF-D	Ast	TO	Blk	Stl	Pts/Avg
2017-18	28-28	799/28.5	117-244	.480	22-75	.293	57-81	.704	84-3.0	48-0	61	26	5	28	313/11.2

1 LAMAR PETERS



@headshotpeters_

Sophomore | Guard

6-0 | 185

New Orleans, LA

Landry-Walker HS

Season Highs

Points: 22, at Missouri (2-10-18)
FGM: 9, twice, at Missouri (2-10-18)
FGA: 17, Georgia (2-3-18)
3FGM: 4, at Alabama (1-20-18)
3FGA: 10, at Alabama (1-20-18)
FTM: 5, Green Bay (11-20-17)
FTA: 6, Green Bay (11-20-17)
Rebounds: 7, twice, at Texas A&M (2-20-18)
Assists: 9, Missouri (1-27-18)
Blocks: 2, Alabama State (11-10-17)
Steals: 4, 3x, at Missouri (2-10-18)
Minutes: 35, at Missouri (2-10-18)

Career Highs

Points: 25, Kentucky (1-17-17)
FGM: 9, 4x, last at Missouri (2-10-18)
FGA: 17, Georgia (2-3-18)
3FGM: 7, Missouri (1-25-17)
3FGA: 11, Missouri (1-25-17)
FTM: 11, TAMU (1-14-17)
FTA: 11, 2x, last vs. Auburn (2-7-17)
Rebounds: 7, 3x, last at Texas A&M (2-20-18)
Assists: 9, Missouri (1-27-18)
Blocks: 2, 2x, last vs. Alabama St. (11-10-17)
Steals: 5, TAMU (1-14-17)
Minutes: 36, Auburn (2-7-17)

2017-18 Game-By-Game

Opponent	MIN	FG	Pct.	3FG	Pct.	FT	Pct.	O-D-R	PF	A	TO	B	S	PTS
N10 Alabama State	*	29	2-8	.250	0-5	.000	3-4	.750	0-4-4	1	7	4	2	7
N18 Florida A&M	*	23	5-12	.417	1-7	.143	1-1	1.000	0-1-1	3	5	1	0	12
N20 Green Bay	*	29	6-15	.400	1-7	.143	5-6	.833	0-0-0	0	2	3	1	18
N22 Stephen F. Austin	-DNP-													
N26 Jacksonville State	-DNP-													
N30 North Dakota State	-DNP-													
D3 Dayton		21	1-5	.200	1-5	.200	0-0	.000	0-0-0	2	2	3	0	3
D9 North Georgia		22	4-12	.333	3-7	.429	0-0	.000	0-7-7	1	6	2	0	11
D12 Cincinnati		21	0-11	.000	0-7	.000	0-0	.000	0-1-1	4	2	6	0	0
D16 UT Martin		21	3-7	.429	3-7	.429	0-0	.000	1-2-3	0	2	0	1	9
D20 Little Rock		24	0-4	.000	0-4	.000	0-2	.000	1-2-3	2	4	1	0	0
D23 Southern Miss		19	4-10	.400	0-4	.000	2-5	.400	0-3-3	0	3	3	1	10
D30 North Florida		15	1-4	.250	0-2	.000	0-0	.000	0-2-2	3	4	3	0	2
J2 Arkansas		23	4-9	.444	0-3	.000	1-2	.500	0-2-2	1	3	1	0	9
J6 Ole Miss		24	3-10	.300	1-4	.250	0-1	.000	1-3-4	4	3	2	1	7
J10 Florida		25	1-6	.167	1-3	.333	0-0	.000	0-0-0	1	1	4	0	3
J13 Auburn		21	4-7	.571	1-2	.500	1-2	.500	1-2-3	5	1	4	1	10
J16 Vanderbilt		22	3-8	.375	1-3	.333	3-4	.750	0-1-1	0	5	0	0	10
J20 Alabama		28	6-15	.400	4-10	.400	1-2	.500	0-1-1	3	2	2	0	17
J23 Kentucky	*	33	4-11	.364	1-5	.200	0-0	.000	0-0-0	3	5	2	0	9
J27 Missouri	*	26	2-4	.500	0-2	.000	0-0	.000	1-1-2	3	9	3	0	4
J31 South Carolina	*	27	1-6	.167	0-3	.000	0-0	.000	0-1-1	3	3	2	0	2
F3 Georgia	*	32	9-17	.529	2-8	.250	0-0	.000	0-1-1	2	2	4	0	20
F6 Alabama	*	32	2-8	.250	0-4	.000	2-4	.500	1-3-4	3	4	1	0	6
F10 Missouri	*	35	9-16	.563	2-6	.333	2-3	.667	2-1-3	5	7	4	0	22
F14 Vanderbilt	*	33	1-8	.125	0-1	.000	1-1	1.000	0-2-2	0	8	3	0	3
F17 Ole Miss	*	29	3-7	.429	2-5	.400	0-0	.000	0-4-4	3	7	4	0	8
F20 Texas A&M	*	31	5-10	.500	3-7	.429	2-4	.500	0-7-7	2	7	3	0	15
F24 South Carolina														
F27 Tennessee														
M3 LSU														

Peters' Notes . . .

- In season opener, tied career high with 7 assists and 2 blocked shots.

- Season-high 22 points at Missouri.

- Missed Stephen F. Austin, JSU and North Dakota State games due to violation of team rules.

- Season-high three 4-pointers against Alabama.

- Has 12 starts on the year, including the last nine SEC games.

- Career-high 9 assists against Missouri on Jan. 27.

- Fourth in SEC with his 1.5 steals.

- Fifth in the SEC with his 4.2 assists.

CAREER STATS FOR LAMAR PETERS

Year	GP-GS	Min/Avg	FG-FGA	Pct	3FM-3GA	Pct	FT-FTA	Pct	Rebs	PF-D	Ass	TO	Blk	Stl	Pts/Avg
2016-17	30-17	738/24.6	103-266	.387	59-161	.366	56-75	.747	68-2.3	81-2	101	68	5	34	321/10.7
2017-18	25-12	644/25.8	83-230	.361	27-121	.223	24-41	.585	59-2.4	54-2	104	65	7	37	217/8.7
Totals	55-29	1382/25.1	186-496	.375	86-282	.305	80-116	.690	127-2.3	135-4	205	133	12	71	538/9.8

2 ELI WRIGHT



@eli_elijuan

Sophomore | Guard

6-4 | 190

Owensboro, KY

22 Feet Academy

Season Highs

Points: 12, Alabama State (11-10-17)
FGM: 5, Alabama State (11-10-17)
FGA: 8, Alabama State (11-10-17)
3FGM: 1, 5x, last at South Carolina (1-31-18)
3FGA: 3, 3x, last vs. Little Rock (12-20-17)
FTM: 2, 4x, Alabama (2-6-18)
FTA: 5, vs. Little Rock (12-20-17)
Rebounds: 8, at Ole Miss (1-6-18)
Assists: 4, North Florida (12-30-17)
Blocks: 1, 5x, last vs. Ole Miss (2-17-18)
Steals: 1, 5x, last vs. Alabama (2-6-18)
Minutes: 28, Alabama State (11-10-17)

Career Highs

Points: 12, Alabama State (11-10-17)
FGM: 5, Alabama State (11-10-17)
FGA: 8, Alabama State (11-10-17)
3FGM: 1, 7x, last at South Carolina (1-31-18)
3FGA: 3, 3x, last vs. Little Rock (12-20-17)
FTM: 3, 5x last vs Oregon State (12-1-16)
FTA: 5, twice, vs. Little Rock (12-20-17)
Rebounds: 8, at Ole Miss (1-6-18)
Assists: 4, North Florida (12-30-17)
Blocks: 1, 7x, last vs. Ole Miss (2-17-18)
Steals: 2, Oregon State (12-1-16)
Minutes: 31, NWST (11-28-16)

2017-18 Game-By-Game

Opponent	MIN	FG	Pct.	3FG	Pct.	FT	Pct.	O-D-R	PF	A	TO	B	S	PTS
N10 Alabama State	28	5-8	.625	1-3	.333	1-2	.500	3-3-6	3	2	0	1	0	12
N18 Florida A&M	-DNP-													
N20 Green Bay	17	4-6	.667	0-2	.000	0-0	.000	4-0-4	2	1	1	0	0	8
N22 Stephen F. Austin	17	0-3	.000	0-1	.000	0-0	.000	0-2-2	1	0	2	1	0	0
N26 Jacksonville State	23	0-5	.000	0-2	.000	0-0	.000	2-4-6	0	0	1	0	0	0
N30 North Dakota State	25	0-5	.000	0-3	.000	0-0	.000	0-2-2	1	2	0	0	0	0
D3 Dayton	-DNP-													
D9 North Georgia	-DNP-													
D12 Cincinnati	16	0-3	.000	0-1	.000	0-0	.000	1-2-3	2	0	2	0	0	0
D16 UT Martin	15	3-7	.429	1-3	.333	2-3	.667	1-1-2	2	1	0	0	0	9
D20 Little Rock	19	2-5	.400	1-3	.333	2-5	.400	1-2-3	0	0	1	0	1	7
D23 Southern Miss	16	1-2	.500	0-0	.000	0-0	.000	0-2-2	1	2	0	1	0	2
D30 North Florida	21	3-7	.429	0-2	.000	0-0	.000	3-2-5	1	4	0	0	0	6
J2 Arkansas	10	0-4	.000	0-0	.000	0-0	.000	0-0-0	0	0	0	0	0	0
J6 Ole Miss	21	2-4	.500	1-2	.500	0-0	.000	3-5-8	2	1	2	0	0	5
J10 Florida	23	2-6	.333	0-1	.000	1-2	.500	0-4-4	1	1	2	1	1	5
J13 Auburn	8	0-2	.000	0-0	.000	0-0	.000	1-0-1	1	2	1	0	0	0
J16 Vanderbilt	21	2-3	.667	0-0	.000	1-1	1.000	1-0-1	1	2	0	0	1	5
J20 Alabama	12	0-1	.000	0-0	.000	0-0	.000	0-2-2	2	0	0	0	0	0
J23 Kentucky	11	1-2	.500	0-1	.000	2-2	1.000	1-0-1	1	1	0	0	0	4
J27 Missouri	9	2-3	.667	0-0	.000	0-0	.000	0-0-0	1	0	0	0	0	4
J31 South Carolina	10	2-3	.667	1-1	1.000	0-0	.000	1-0-1	1	2	0	0	0	5
F3 Georgia	13	0-0	.000	0-0	.000	0-0	.000	0-1-1	1	1	0	0	0	0
F6 Alabama	8	0-0	.000	0-0	.000	2-2	1.000	1-1-2	1	0	2	1	1	2
F10 Missouri	8	1-1	1.000	1-1	1.000	0-0	.000	0-1-1	1	1	0	0	0	3
F14 Vanderbilt	9	1-2	.500	0-0	.000	0-0	.000	0-2-2	1	2	0	0	0	2
F17 Ole Miss	10	0-1	.000	0-0	.000	0-0	.000	0-1-1	0	1	1	1	0	0
F20 Texas A&M	7	1-1	1.000	0-0	.000	1-1	1.000	0-1-1	2	0	1	0	0	3
F24 South Carolina														
F27 Tennessee														
M3 LSU														

Wright's Notes . . .

- Had a career 12 points in season opener vs. Alabama State.
- Missed Florida A&M, Dayton and North Georgia games for violation of team rules.
- Had second-best game of the year vs. UT Martin with 9 points.
- Earned his first steal of the season against Florida.
- Earned a career-high 4 assists against North Florida.
- Earned a career-high 8 rebounds at Ole Miss.

CAREER STATS FOR ELI WRIGHT

Year	GP-GS	Min/Avg	FG-FGA	Pct	3FM-3GA	Pct	FT-FTA	Pct	Rebs	PF-D	Ast	TO	Blk	Stl	Pts/Avg
2016-17	30-1	392/13.1	36-68	.529	11-27	.407	22-31	.710	47-1.6	50-1	7	16	3	11	105/3.5
2017-18	25-0	377/15.1	32-84	.381	6-26	.231	12-18	.667	61-2.4	29-0	26	16	6	4	82/3.3
Totals	55-1	769/14.0	68-152	.447	17-53	.321	34-49	.694	108-2.0	79-1	33	32	9	15	187/3.4

3 XAVIAN STAPLETON



@thesniperxay

Junior | Guard

6-6 | 210

Flora, MS

Louisiana Tech

Season Highs

Points: 18, at Vanderbilt (2-14-18)
FGM: 6, twice, at Vanderbilt (2-14-18)
FGA: 11, at Texas A&M (2-20-18)
3FGM: 5, at Vanderbilt (2-14-18)
3FGA: 7, Southern Miss (12-23-17)
FTM: 4, twice, Auburn (1-13-18)
FTA: 6, twice, Auburn (1-13-18)
Rebounds: 9, at Ole Miss (1-6-18)
Assists: 3, North Florida (12-30-17)
Blocks: 3, Missouri (1-27-18)
Steals: 3, North Dakota State (11-30-17)
Minutes: 26, at Ole Miss (1-6-18)

Career Highs

Points: 18, at Vanderbilt (2-14-18)
FGM: 6, 4x, last at Vanderbilt (2-14-18)
FGA: 13, Tennessee (2-4-17)
3FGM: 5, at Vanderbilt (2-14-18)
3FGA: 7, Southern Miss (12-23-17)
FTM: 6, Arkansas (1-10-17)
FTA: 7, Arkansas (1-10-17)
Rebounds: 11, Tennessee (2-4-17)
Assists: 3, North Florida (12-30-17)
Blocks: 3, Missouri (1-27-18)
Steals: 4, Tennessee (2-4-17)
Minutes: 28, South Carolina (2-11-17)

2017-18 Game-By-Game

Opponent	MIN	FG	Pct.	3FG	Pct.	FT	Pct.	O-D-R	PF	A	TO	B	S	PTS
N10 Alabama State	*	5	0-0	.000	0-0	.000	0-0	.000	0-1-1	0	0	0	0	0
N18 Florida A&M	-DNP-													
N20 Green Bay	-DNP-													
N22 Stephen F. Austin	-DNP-													
N26 Jacksonville State	15	3-8	.375	1-2	.500	0-0	.000	2-0-2	1	1	1	0	0	7
N30 North Dakota State	20	2-6	.333	0-1	.000	0-0	.000	1-2-3	2	0	1	1	3	4
D3 Dayton	18	3-8	.375	0-3	.000	2-2	1.000	0-1-1	3	0	2	0	1	8
D9 North Georgia	17	3-6	.500	0-3	.000	0-0	.000	0-1-1	2	0	0	0	1	6
D12 Cincinnati	12	0-4	.000	0-1	.000	0-0	.000	1-0-1	2	0	0	0	0	0
D16 UT Martin	16	4-7	.571	1-3	.333	0-0	.000	1-2-3	4	1	2	0	0	9
D20 Little Rock	21	1-5	.200	0-3	.000	1-1	1.000	1-1-2	2	0	1	0	2	3
D23 Southern Miss	23	4-7	.571	4-7	.571	0-0	.000	0-3-3	2	1	2	1	0	12
D30 North Florida	18	6-10	.600	3-5	.600	1-1	1.000	1-1-2	2	3	0	0	2	16
J2 Arkansas	20	1-4	.250	0-2	.000	4-6	.667	1-3-4	1	1	1	0	1	6
J6 Ole Miss	26	2-9	.222	1-5	.200	2-2	1.000	2-7-9	3	1	3	0	1	7
J10 Florida	-DNP-													
J13 Auburn	19	0-4	.000	0-3	.000	4-6	.667	1-4-5	2	0	0	1	0	4
J16 Vanderbilt	24	3-9	.333	2-4	.500	0-0	.000	0-0-0	0	0	0	0	0	8
J20 Alabama	-DNP-													
J23 Kentucky	21	3-6	.500	0-2	.000	0-0	.000	0-2-2	5	2	0	0	0	6
J27 Missouri	16	1-4	.250	1-2	.500	0-0	.000	0-0-0	0	0	1	3	0	3
J31 South Carolina	25	3-6	.500	1-3	.333	2-2	1.000	0-2-2	4	0	0	0	2	9
F3 Georgia	12	0-2	.000	0-0	.000	2-2	1.000	0-1-1	3	0	1	0	1	2
F6 Alabama	24	3-7	.429	0-3	.000	0-0	.000	0-4-4	4	1	0	0	0	6
F10 Missouri	18	2-7	.286	2-6	.333	1-1	1.000	1-3-4	5	0	2	0	0	7
F14 Vanderbilt	25	6-8	.750	5-5	1.000	1-2	.500	0-1-1	3	2	1	0	0	18
F17 Ole Miss	24	4-8	.500	2-3	.667	0-0	.000	0-0-0	1	0	2	0	1	10
F20 Texas A&M	22	3-11	.273	2-5	.400	0-0	.000	2-1-3	3	1	0	0	0	8
F24 South Carolina														
F27 Tennessee														
M3 LSU														

Stapleton's Notes . . .

- Due to a sprained left knee, was limited to just 5 minutes against Alabama State.
- Missed three games due to a knee sprain.
- Career-high 4 3-pointers made and attempted against Southern Miss in Jackson.
- Career-high 18 points at Vanderbilt.
- Career-high 5 three-pointers made at Vanderbilt.
- Career-high 3 assists against North Florida.
- Season-high 9 rebounds at Ole Miss.
- Missed the Florida and Alabama games due to a violation of team rules.
- Career-high 3 blocks vs. Missouri.

CAREER STATS FOR XAVIAN STAPLETON

Year	GP-GS	Min/Avg	FG-FGA	Pct	3FM-3GA	Pct	FT-FTA	Pct	Rebs	PF-D	Ast	TO	Blk	Stl	Pts/Avg
2016-17	23-5	385/16.7	59-129	.457	18-54	.333	28-44	.636	66-2.9	66-4	7	21	10	22	164/7.1
2017-18	23-1	441/19.2	57-146	.390	25-71	.352	20-25	.800	54-2.3	54-2	14	20	6	17	159/6.9
Totals	46-6	826/18.0	116-275	.422	43-125	.344	48-69	.696	120-2.6	120-6	21	41	16	39	323/7.0

5 MITCHELL STORM



@mitchell_storm

Sophomore | Forward

6-7 | 202

Madison, Miss.

East Mississippi CC

Season Highs

Points:

FGM:

FGA: 2, Alabama State (11-10-17)

3FGM:

3FGA: 1, twice, vs. Little Rock (12-20-17)

FTM:

FTA:

Rebounds: 3, Alabama State (11-10-17)

Assists:

Blocks:

Steals:

Minutes: 4, twice, last vs. North Georgia (12-9-17)

Storm's Notes . . .

- Made his MSU debut against Alabama State and had 3 rebounds.

- Also played 3 minutes against Florida A&M and 2 against North Dakota State.

- Tied his season high with 4 minutes against North Georgia and then played 3 minutes vs. UT Martin.

2017-18 Game-By-Game

Opponent	MIN	FG	Pct.	3FG	Pct.	FT	Pct.	O-D-R	PF	A	TO	B	S	PTS
N10 Alabama State	4	0-2	.000	0-0	.000	0-0	.000	1-2-3	1	0	0	0	0	0
N18 Florida A&M	3	0-0	.000	0-0	.000	0-0	.000	0-1-1	0	0	0	0	0	0
N20 Green Bay	-DNP-													
N22 Stephen F. Austin	-DNP-													
N26 Jacksonville State	-DNP-													
N30 North Dakota State	2	0-0	.000	0-0	.000	0-0	.000	0-0-0	0	0	0	0	0	0
D3 Dayton	-DNP-													
D9 North Georgia	4	0-0	.000	0-0	.000	0-0	.000	0-0-0	0	0	0	0	0	0
D12 Cincinnati	-DNP-													
D16 UT Martin	3	0-1	.000	0-1	.000	0-0	.000	0-1-1	0	0	1	0	0	0
D20 Little Rock	1	0-1	.000	0-1	.000	0-0	.000	0-0-0	0	0	0	0	0	0
D23 Southern Miss	-DNP-													
D30 North Florida	2	0-0	.000	0-0	.000	0-0	.000	1-0-1	0	0	0	0	0	0
J2 Arkansas	-DNP-													
J6 Ole Miss	-DNP-													
J10 Florida	-DNP-													
J13 Auburn	-DNP-													
J16 Vanderbilt	-DNP-													
J20 Alabama	-DNP-													
J23 Kentucky	-DNP-													
J27 Missouri	-DNP-													
J31 South Carolina	-DNP-													
F3 Georgia	-DNP-													
F6 Alabama	-DNP-													
F10 Missouri	-DNP-													
F14 Vanderbilt	-DNP-													
F17 Ole Miss	-DNP-													
F20 Texas A&M	-DNP-													
F24 South Carolina														
F27 Tennessee														
M3 LSU														

CAREER STATS FOR MITCHELL STORM

Year	GP-GS	Min/Avg	FG-FGA	Pct	3FM-3GA	Pct	FT-FTA	Pct	Rebs	PF-D	Asst	TO	Blk	Stl	Pts/Avg
2017-18	7-0	19/2.7	0-4	.000	0-2	.000	0-0	.000	6-0.9	1-0	0	1	0	0	0/0.0

10 TATE CLAYTON



@tclayton03

Freshman | Guard

6-2 | 170

Tupelo, Miss.

Tupelo HS

Season Highs

Points:
FGM:
FGA:
3FGM:
3FGA:
FTM:
FTA:
Rebounds:
Assists:
Blocks:
Steals:
Minutes: 4, North Georgia (12-9-17)

Clayton's Notes . . .

- Made collegiate debut against Alabama State.
- Also played against Florida A&M, North Georgia and Ole Miss.
- Season-high 4 minutes vs. North Georgia.

2017-18 Game-By-Game

Opponent	MIN	FG	Pct.	3FG	Pct.	FT	Pct.	O-D-R	PF	A	TO	B	S	PTS
N10 Alabama State	2	0-0	.000	0-0	.000	0-0	.000	0-0-0	0	0	0	0	0	0
N18 Florida A&M	2	0-0	.000	0-0	.000	0-0	.000	0-0-0	0	0	0	0	0	0
N20 Green Bay	-DNP-													
N22 Stephen F. Austin	-DNP-													
N26 Jacksonville State	-DNP-													
N30 North Dakota State	-DNP-													
D3 Dayton	-DNP-													
D9 North Georgia	4	0-0	.000	0-0	.000	0-0	.000	0-0-0	0	0	0	0	0	0
D12 Cincinnati	-DNP-													
D16 UT Martin	-DNP-													
D20 Little Rock	-DNP-													
D23 Southern Miss	-DNP-													
D30 North Florida	-DNP-													
J2 Arkansas	-DNP-													
J6 Ole Miss	-DNP-													
J10 Florida	-DNP-													
J13 Auburn	-DNP-													
J16 Vanderbilt	-DNP-													
J20 Alabama	-DNP-													
J23 Kentucky	-DNP-													
J27 Missouri	-DNP-													
J31 South Carolina	-DNP-													
F3 Georgia	-DNP-													
F6 Alabama	-DNP-													
F10 Missouri	-DNP-													
F14 Vanderbilt	-DNP-													
F17 Ole Miss	1	0-0	.000	0-0	.000	0-0	.000	0-0-0	0	0	0	0	0	0
F20 Texas A&M	-DNP-													
F24 South Carolina														
F27 Tennessee														
M3 LSU														

CAREER STATS FOR TATE CLAYTON

Year	GP-GS	Min/Avg	FG-FGA	Pct	3FM-3GA	Pct	FT-FTA	Pct	Rebs	PF-D	Asst	TO	Blk	Stl	Pts/Avg
2017-18	4-0	9/2.3	0-0	.000	0-0	.000	0-0	.000	0-0.0	0-0	0	0	0	0	0/0.0

11 QUINNDARY WEATHERSPOON



@IAM_QUINN11

Junior | Guard

6-4 | 205

Canton, MS

Velma Jackson HS

Season Highs

Points: 22, twice, Arkansas (1-2-18)
 FGM: 8, 4x, last at Kentucky (1-23-18)
 FGA: 16, Kentucky (1-23-18)
 3FGM: 4, twice, at Florida (1-10-18)
 3FGA: 8, at Florida (1-10-18)
 FTM: 11, Stephen F. Austin (11-22-17)
 FTA: 14, Stephen F. Austin (11-22-17)
 Rebounds: 10, twice, Ole Miss (2-17-18)
 Assists: 10, North Dakota State (11-30-17)
 Blocks: 2, Dayton (12-03-17)
 Steals: 4, UT-Martin (12-16-17)
 Minutes: 37, at Missouri (2-10-18)

Career Highs

Points: 29, Missouri (1-25-17)
 FGM: 11, Missouri (1-25-17)
 FGA: 18, UCF (11-17-16)
 3FGM: 6, Arkansas (1-10-17)
 3FGA: 8, 4x, last at Florida (1-10-18)
 FTM: 11, Stephen F. Austin (11-22-17)
 FTA: 14, Stephen F. Austin (11-22-17)
 Rebounds: 14, Missouri (1-30-16)
 Assists: 10, North Dakota State (11-30-17)
 Blocks: 2, 4x, last vs. Dayton (12-03-17)
 Steals: 4, 4x, last vs. UT-Martin (12-16-17)
 Minutes: 41, Alabama (2-2-16)

2017-18 Game-By-Game

Opponent		MIN	FG	Pct.	3FG	Pct.	FT	Pct.	O-D-R	PF	A	TO	B	S	PTS
N10 Alabama State	*	22	8-9	.889	0-1	.000	1-3	.333	0-8-8	3	1	3	1	2	17
N18 Florida A&M	*	31	5-9	.556	1-4	.250	1-2	.500	0-6-6	1	4	4	1	1	12
N20 Green Bay	*	28	1-8	.125	0-5	.000	0-0	.000	0-3-3	2	4	2	0	1	2
N22 Stephen F. Austin	*	34	4-8	.500	1-4	.250	11-14	.786	2-5-7	3	6	1	0	2	20
N26 Jacksonville State	*	35	6-11	.545	1-3	.333	0-0	.000	1-4-5	2	4	4	0	0	13
N30 North Dakota State	*	26	4-9	.444	1-3	.333	0-2	.000	1-3-4	1	10	0	0	0	9
D3 Dayton	*	35	5-11	.455	0-3	.000	1-2	.500	2-8-10	4	6	5	2	3	11
D9 North Georgia	*	26	8-11	.727	4-4	1.000	2-2	1.000	0-2-2	1	2	0	0	2	22
D12 Cincinnati	*	34	3-12	.250	1-3	.333	5-6	.833	1-6-7	3	3	3	0	1	12
D16 UT Martin	*	24	6-10	.600	1-4	.250	8-9	.889	4-4-8	1	7	0	0	4	21
D20 Little Rock	*	26	7-11	.636	1-3	.333	6-6	1.000	3-5-8	1	3	2	1	2	21
D23 Southern Miss	*	31	2-5	.400	0-3	.000	3-6	.500	1-3-4	3	4	3	0	1	7
D30 North Florida	*	27	7-10	.700	2-3	.667	2-2	1.000	1-5-6	3	6	1	1	1	18
J2 Arkansas	*	33	7-13	.538	2-4	.500	6-8	.750	5-2-7	4	2	2	1	3	22
J6 Ole Miss	*	30	3-12	.250	0-2	.000	1-2	.500	1-2-3	2	3	5	0	0	7
J10 Florida	*	36	6-13	.462	4-8	.500	0-0	.000	3-2-5	2	3	5	0	2	16
J13 Auburn	*	33	5-13	.385	2-7	.286	2-2	1.000	0-4-4	4	3	2	1	0	14
J16 Vanderbilt	*	28	8-12	.667	1-3	.333	2-3	.667	1-3-4	2	4	2	0	1	19
J20 Alabama	*	31	4-9	.444	0-3	.000	4-4	1.000	4-5-9	2	2	5	0	2	12
J23 Kentucky	*	31	8-16	.500	1-5	.200	2-2	1.000	3-6-9	3	6	2	0	1	19
J27 Missouri	*	34	7-9	.778	2-4	.500	4-5	.800	0-6-6	1	4	1	1	3	20
J31 South Carolina	*	30	6-12	.500	2-6	.333	4-4	1.000	1-4-5	4	3	5	0	0	18
F3 Georgia	*	30	3-7	.429	1-4	.250	7-8	.875	3-5-8	2	1	2	0	1	14
F6 Alabama	*	34	4-8	.500	1-3	.333	4-9	.444	1-4-5	1	3	1	0	2	13
F10 Missouri	*	37	5-13	.385	2-6	.333	1-2	.500	3-4-7	4	0	1	1	3	13
F14 Vanderbilt	*	32	4-6	.667	1-2	.500	0-0	.000	0-2-2	2	3	3	1	1	9
F17 Ole Miss	*	35	6-13	.462	3-6	.500	1-2	.500	2-8-10	2	2	0	0	0	16
F20 Texas A&M	*	33	5-15	.333	0-1	.000	7-8	.875	4-2-6	1	5	2	0	1	17
F24 South Carolina															
F27 Tennessee															
M3 LSU															

Weatherspoon's Notes . . .

- Named first-team All-SEC by the league coaches on Friday after being named second-team by the media back in October.

- Is MSU's leading returning scorer.

- Had 17 points against Alabama State in season opener.

- Surpassed 100-career assists vs. Florida A&M and had career-high 6 vs. Stephen F. Austin.

- Had game-winning 3-pointer with 0.7 seconds left vs. Jacksonville State.

- Also had game-winning shot against Dayton with 0.8 seconds left.

- Season-high 22 points vs. North Georgia and Arkansas.

- MSU is 6-0 this year when he scores 20-plus points.

- Became the 37th player in MSU history to reach 1,000 career points on Dec. 20 against Little Rock.

- Started all 28 games.

- In SEC, 13th in scoring, 6th in steals, 4th in FG%, 9th in assists and 16th in rebounding.

CAREER STATS FOR QUINNDARY WEATHERSPOON

Year	GP-GS	Min/Avg	FG-FGA	Pct	3FM-3GA	Pct	FT-FTA	Pct	Rebs	PF-D	Asst	TO	Blk	Stl	Pts/Avg
2015-16	31-17	836/27.0	133-297	.448	43-109	.394	62-77	.805	146-4.7	75-1	43	45	16	42	371/12.0
2016-17	29-29	926/31.9	173-369	.469	47-126	.373	85-111	.766	148-5.1	68-1	53	64	8	50	478/16.5
2017-18	28-28	866/30.9	147-295	.498	35-107	.327	85-113	.752	168-6.0	64-0	104	66	11	40	414/14.8
Totals	88-74	2628/29.9	453-961	.471	125-342	.365	232-301	.771	462-5.3	207-2	200	175	35	132	1263/14.4

12 DREW DAVIS



Senior | Guard

5-10 | 165

Atlanta, GA

Fort Walton Beach HS

Season Highs

Points: 2, North Dakota State (11-30-17)
 FGM: 1, North Dakota State (11-30-17)
 FGA: 3, North Georgia (12-9-17)
 3FGM:
 3FGA: 2, North Georgia (12-9-17)
 FTM: 1, Alabama State (11-10-17)
 FTA: 2, Alabama State (11-10-17)
 Rebounds: 2, North Georgia (12-9-17)
 Assists: 1, twice, last North Florida (12-30-17)
 Blocks:
 Steals:
 Minutes: 4, North Georgia (12-9-17)

Career Highs

Points: 6, Southern Miss (12-19-16)
 FGM: 2, Southern Miss (12-19-16)
 FGA: 3, North Georgia (12-9-17)
 3FGM: 2, Southern Miss (12-19-16)
 3FGA: 2, twice, last vs. N. Georgia (12-9-17)
 FTM: 1, Alabama State (11-10-17)
 FTA: 2, Alabama State (11-10-17)
 Rebounds: 2, North Georgia (12-9-17)
 Assists: 1, 4x, last vs. North Florida (12-30-17)
 Blocks:
 Steals:
 Minutes: 5, Southern Miss (12-19-16)

2017-18 Game-By-Game

Opponent	MIN	FG	Pct.	3FG	Pct.	FT	Pct.	O-D-R	PF	A	TO	B	S	PTS
N10 Alabama State	2	0-1	.000	0-1	.000	1-2	.500	0-0-0	0	1	0	0	0	1
N18 Florida A&M	3	0-2	.000	0-1	.000	0-0	.000	0-0-0	1	0	0	0	0	0
N20 Green Bay	-DNP-													
N22 Stephen F. Austin	-DNP-													
N26 Jacksonville State	-DNP-													
N30 North Dakota State	1	1-1	1.000	0-0	.000	0-0	.000	0-0-0	0	0	0	0	0	2
D3 Dayton	-DNP-													
D9 North Georgia	4	0-3	.000	0-2	.000	0-0	.000	0-2-2	0	0	1	0	0	0
D12 Cincinnati	-DNP-													
D16 UT Martin	3	0-0	.000	0-0	.000	0-0	.000	0-0-0	0	0	1	0	0	0
D20 Little Rock	-DNP-													
D23 Southern Miss	-DNP-													
D30 North Florida	2	0-2	.000	0-0	.000	0-0	.000	0-0-0	0	1	0	0	0	0
J2 Arkansas	-DNP-													
J6 Ole Miss	-DNP-													
J10 Florida	-DNP-													
J13 Auburn	-DNP-													
J16 Vanderbilt	-DNP-													
J20 Alabama	-DNP-													
J23 Kentucky	-DNP-													
J27 Missouri	-DNP-													
J31 South Carolina	-DNP-													
F3 Georgia	-DNP-													
F6 Alabama	-DNP-													
F10 Missouri	-DNP-													
F14 Vanderbilt	-DNP-													
F17 Ole Miss	1	0-0	.000	0-0	.000	0-0	.000	0-0-0	0	0	0	0	0	0
F20 Texas A&M	-DNP-													
F24 South Carolina														
F27 Tennessee														
M3 LSU														

Davis' Notes . . .

- Played 2 minutes against Alabama State and made his first-career FT.
- Also saw action vs. Florida A&M and Ole Miss.
- Made first field goal against North Dakota State and finished with 2 points.
- Season-high 4 minutes against North Georgia and logged 3 vs. UT Martin.

CAREER STATS FOR DREW DAVIS

Year	GP-GS	Min/Avg	FG-FGA	Pct	3FM-3GA	Pct	FT-FTA	Pct	Rebs	PF-D	Asst	TO	Blk	Stl	Pts/Avg
2016-17	6-0	12/2.0	4-8	.500	3-4	.750	0-0	.000	1-0.2	0-0	2	2	0	1	11/1.8
2017-18	7-0	16/2.3	1-9	.111	0-4	.000	1-2	.500	2-0.3	1-0	2	2	0	0	3/0.4
Totals	13-0	28/2.2	5-17	.294	3-8	.375	1-2	.500	3-0.2	1-0	4	4	0	1	14/1.1

13 NICK SINGLETON



@1NickyB_

Junior | Guard

6-5 | 195

Decatur, GA

Kennesaw State

Season Highs

Points: 9, North Georgia (12-9-17)
 FGM: 3, North Georgia (12-9-17)
 FGA: 5, North Georgia (12-9-17)
 3FGM: 3, North Georgia (12-9-17)
 3FGA: 4, North Georgia (12-9-17)
 FTM:
 FTA: 1, Little Rock (12-20-17)
 Rebounds: 3, North Georgia (12-9-17)
 Assists: 1, Florida A&M (11-18-17)
 Blocks:
 Steals:
 Minutes: 5, 3x, last vs. North Georgia (12-9-17)

Career Highs

Points: 9, North Georgia (12-9-17)
 FGM: 3, North Georgia (12-9-17)
 FGA: 5, North Georgia (12-9-17)
 3FGM: 3, North Georgia (12-9-17)
 3FGA: 4, North Georgia (12-9-17)
 FTM:
 FTA: 1, Little Rock (12-20-17)
 Rebounds: 3, North Georgia (12-9-17)
 Assists: 1, 3x, last vs. Florida A&M (11-18-17)
 Blocks:
 Steals: 1, NWST (11-28-16)
 Minutes: 13, NWST (11-28-16)

2017-18 Game-By-Game

Opponent	MIN	FG	Pct.	3FG	Pct.	FT	Pct.	O-D-R	PF	A	TO	B	S	PTS
N10 Alabama State	5	1-2	.500	1-2	.500	0-0	.000	0-1-1	0	0	0	0	0	3
N18 Florida A&M	5	2-3	.667	0-1	.000	0-0	.000	0-0-0	0	1	0	0	0	4
N20 Green Bay	-DNP-													
N22 Stephen F. Austin	-DNP-													
N26 Jacksonville State	-DNP-													
N30 North Dakota State	2	1-1	1.000	0-0	.000	0-0	.000	0-0-0	0	0	0	0	0	2
D3 Dayton	-DNP-													
D9 North Georgia	5	3-5	.600	3-4	.750	0-0	.000	2-1-3	0	0	0	0	0	9
D12 Cincinnati	-DNP-													
D16 UT Martin	3	1-1	1.000	0-0	.000	0-0	.000	0-1-1	0	0	2	0	0	2
D20 Little Rock	1	0-0	.000	0-0	.000	0-1	.000	0-0-0	0	0	0	0	0	0
D23 Southern Miss	-DNP-													
D30 North Florida	2	1-1	1.000	0-0	.000	0-0	.000	0-0-0	0	0	0	0	0	2
J2 Arkansas	-DNP-													
J6 Ole Miss	-DNP-													
J10 Florida	-DNP-													
J13 Auburn	-DNP-													
J16 Vanderbilt	-DNP-													
J20 Alabama	-DNP-													
J23 Kentucky	-DNP-													
J27 Missouri	-DNP-													
J31 South Carolina	-DNP-													
F3 Georgia	-DNP-													
F6 Alabama	-DNP-													
F10 Missouri	-DNP-													
F14 Vanderbilt	-DNP-													
F17 Ole Miss	-DNP-													
F20 Texas A&M	-DNP-													
F24 South Carolina														
F27 Tennessee														
M3 LSU														

Singleton's Notes . . .

- Made a 3-pointer in season opener vs. Alabama State.

- Also saw action against Florida A&M before having 2 points against North Dakota State.

- Career-high 9 points vs. North Georgia with career-high three-made 3-pointers.

CAREER STATS FOR NICK SINGLETON

Year	GP-GS	Min/Avg	FG-FGA	Pct	3FM-3GA	Pct	FT-FTA	Pct	Rebs	PF-D	Ast	TO	Blk	Stl	Pts/Avg
2016-17	7-0	27/3.9	2-7	.286	1-4	.250	0-0	.000	4-0.6	3-0	2	1	1	1	5/0.7
2017-18	7-0	23/3.3	9-13	.692	4-7	.571	0-1	.000	5-0.7	0-0	1	2	0	0	22/3.1
Totals	14-0	50/3.6	11-20	.550	5-11	.455	0-1	.000	9-0.6	3-0	3	3	1	1	27/1.9

15 T.J. GRAY



@TjGray_15

Sophomore | Guard

6-0 | 170

Columbus, Miss.

Columbus HS

Season Highs

Points: 3, Florida A&M (11-18-17)
FGM: 1, Florida A&M (11-18-17)
FGA: 2, North Georgia (12-9-17)
3FGM: 1, Florida A&M (11-18-17)
3FGA: 2, North Georgia (12-9-17)
FTM:
FTA:
Rebounds:
Assists:
Blocks:
Steals:
Minutes: 4, North Georgia (12-9-17)

Gray's Notes . . .

- Made his collegiate debut against Alabama State.
- Scored first collegiate points on a 3 against Florida A&M.
- Logged 4 minutes vs. North Georgia.

2017-18 Game-By-Game

Opponent	MIN	FG	Pct.	3FG	Pct.	FT	Pct.	O-D-R	PF	A	TO	B	S	PTS
N10 Alabama State	2	0-0	.000	0-0	.000	0-0	.000	0-0-0	1	0	0	0	0	0
N18 Florida A&M	3	1-1	1.000	1-1	1.000	0-0	.000	0-0-0	1	0	1	0	0	3
N20 Green Bay	-DNP-													
N22 Stephen F. Austin	-DNP-													
N26 Jacksonville State	-DNP-													
N30 North Dakota State	-DNP-													
D3 Dayton	-DNP-													
D9 North Georgia	4	0-2	.000	0-2	.000	0-0	.000	0-0-0	1	0	0	0	0	0
D12 Cincinnati	-DNP-													
D16 UT Martin	-DNP-													
D20 Little Rock	-DNP-													
D23 Southern Miss	-DNP-													
D30 North Florida	-DNP-													
J2 Arkansas	-DNP-													
J6 Ole Miss	-DNP-													
J10 Florida	-DNP-													
J13 Auburn	-DNP-													
J16 Vanderbilt	-DNP-													
J20 Alabama	-DNP-													
J23 Kentucky	-DNP-													
J27 Missouri	-DNP-													
J31 South Carolina	-DNP-													
F3 Georgia	-DNP-													
F6 Alabama	-DNP-													
F10 Missouri	-DNP-													
F14 Vanderbilt	-DNP-													
F17 Ole Miss	1	0-0	.000	0-0	.000	0-0	.000	0-0-0	0	0	0	0	0	0
F20 Texas A&M	-DNP-													
F24 South Carolina														
F27 Tennessee														
M3 LSU														

CAREER STATS FOR T.J. GRAY

Year	GP-GS	Min/Avg	FG-FGA	Pct	3FM-3GA	Pct	FT-FTA	Pct	Rebs	PF-D	Asst	TO	Blk	Stl	Pts/Avg
2017-18	4-0	10/2.5	1-3	.333	1-3	.333	0-0	.000	0-0.0	3-0	0	1	0	0	3/0.8

22 KEYSHAWN FEAZELL



Freshman | Forward

6-8 | 230

New Hebron, MS

Lawrence County HS

@keyshawnf13

Season Highs

Points: 11, North Georgia (12-9-17)
FGM: 5, North Georgia (12-9-17)
FGA: 7, North Florida (12-30-17)
3FGM: 1, North Georgia (12-9-17)
3FGA: 1, 7x, last at Texas A&M (2-20-18)
FTM: 1, North Florida (12-30-17)
FTA: 2, North Dakota State (11-30-17)
Rebounds: 5, Florida A&M (11-18-20)
Assists: 1, Jacksonville State (11-26-17)
Blocks: 1, twice, vs. Little Rock (12-20-17)
Steals: 2, Dayton (12-03-17)
Minutes: 13, at Alabama (1-20-18)

Feazell's Notes . . .

- Missed the season opener due to a foot injury.
- Made collegiate debut against Florida A&M and had two points.
- Season-high 11 points vs. North Georgia.
- Played a season-high 13 minutes at Alabama.

2017-18 Game-By-Game

Opponent	MIN	FG	Pct.	3FG	Pct.	FT	Pct.	O-D-R	PF	A	TO	B	S	PTS
N10 Alabama State	-DNP-													
N18 Florida A&M	7	1-2	.500	0-1	.500	0-0	.000	1-4-5	1	0	1	0	0	2
N20 Green Bay	7	1-3	.333	0-0	.000	0-0	.000	0-1-1	1	0	1	0	0	2
N22 Stephen F. Austin	-DNP-													
N26 Jacksonville State	5	0-1	.000	0-1	.000	0-0	.000	0-0-0	0	1	0	0	0	0
N30 North Dakota State	12	0-1	.000	0-0	.000	0-2	.000	0-3-3	1	0	0	0	0	0
D3 Dayton	11	1-1	1.000	0-0	.000	0-0	.000	0-2-2	0	0	2	0	2	2
D9 North Georgia	11	5-5	1.000	1-1	.000	0-0	.000	1-3-4	2	0	0	1	0	11
D12 Cincinnati	2	0-1	.000	0-0	.000	0-0	.000	0-0-0	0	0	0	0	0	0
D16 UT Martin	7	1-1	1.000	0-0	.000	0-1	.000	1-2-3	0	0	1	0	0	2
D20 Little Rock	10	1-3	.333	0-0	.000	0-0	.000	1-0-1	1	0	1	1	0	2
D23 Southern Miss	-DNP-													
D30 North Florida	7	4-7	.571	0-1	.000	1-1	1.000	1-2-3	2	0	0	0	0	9
J2 Arkansas	-DNP-													
J6 Ole Miss	0	0-0	.000	0-0	.000	0-0	.000	0-0-0	0	0	0	0	0	0
J10 Florida	11	0-1	.000	0-0	.000	0-0	.000	2-2-4	0	0	1	0	0	0
J13 Auburn	-DNP-													
J16 Vanderbilt	6	0-0	.000	0-0	.000	0-0	.000	0-0-0	0	0	1	0	0	0
J20 Alabama	13	0-2	.000	0-1	.000	0-0	.000	0-1-1	1	0	0	0	0	0
J23 Kentucky	3	0-0	.000	0-0	.000	0-0	.000	0-0-0	0	0	0	0	0	0
J27 Missouri	-DNP-													
J31 South Carolina	3	0-0	.000	0-0	.000	0-0	.000	0-0-0	1	0	0	0	0	0
F3 Georgia	1	0-1	.000	0-1	.000	0-0	.000	0-0-0	0	0	0	0	0	0
F6 Alabama	-DNP-													
F10 Missouri	-DNP-													
F14 Vanderbilt	0	0-0	.000	0-0	.000	0-0	.000	0-0-0	0	0	1	0	0	0
F17 Ole Miss	2	1-1	1.000	0-0	.000	0-0	.000	1-0-1	0	0	0	0	0	2
F20 Texas A&M	3	0-1	.000	0-1	.000	0-0	.000	0-1-1	0	0	0	0	0	0
F24 South Carolina														
F27 Tennessee														
M3 LSU														

CAREER STATS FOR KEYSHAWN FEAZELL

Year	GP-GS	Min/Avg	FG-FGA	Pct	3FM-3GA	Pct	FT-FTA	Pct	Rebs	PF-D	Asst	TO	Blk	Stl	Pts/Avg
2017-18	20-0	121/6.1	15-31	.484	1-7	.143	1-4	.250	29-1.5	10-0	1	9	2	2	32/1.6

23 TYSON CARTER



@_Tysoncarter23

Sophomore | Guard

6-4 | 165

Starkville, MS

Starkville HS

Season Highs

Points: 35, North Dakota State (11-30-17)
FGM: 12, North Dakota State (11-30-17)
FGA: 17, North Dakota State (11-30-17)
3FGM: 6, twice, last vs. Dayton (12-03-17)
3FGA: 10, 3x, last at Kentucky (1-23-18)
FTM: 6, Stephen F. Austin (11-22-17)
FTA: 7, Stephen F. Austin (11-22-17)
Rbs: 6, 3x, last vs. North Dakota St. (11-30-17)
Assists: 7, UT-Martin (12-16-17)
Blocks: 1, Vanderbilt (1-16-18)
Steals: 3, twice, at South Carolina (1-31-18)
Minutes: 32, 3x, last vs. Dayton (12-03-17)

Career Highs

Points: 35, North Dakota State (11-30-17)
FGM: 12, North Dakota State (11-30-17)
FGA: 17, North Dakota State (11-30-17)
3FGM: 6, twice, last vs. Dayton (12-03-17)
3FGA: 10, 5x, last at Kentucky (1-23-18)
FTM: 6, twice, last vs. SF Austin (11-22-17)
FTA: 7, Stephen F. Austin (11-22-17)
Rbs: 6, 3x, last vs. North Dakota St. (11-30-17)
Assists: 7, UT-Martin (12-16-17)
Blocks: 1, 4x, last vs. Vanderbilt (1-16-18)
Steals: 3, twice, at South Carolina (1-31-18)
Minutes: 37, NWST (11-28-16)

2017-18 Game-By-Game

Opponent	MIN	FG	Pct.	3FG	Pct.	FT	Pct.	O-D-R	PF	A	TO	B	S	PTS
N10 Alabama State	27	3-6	.500	2-3	.667	3-4	.750	1-0-1	0	2	2	0	1	11
N18 Florida A&M	23	4-10	.400	2-5	.400	0-0	.000	0-0-0	0	2	0	0	1	10
N20 Green Bay	19	2-6	.333	0-4	.000	2-2	1.000	0-0-0	1	0	0	0	0	6
N22 Stephen F. Austin *	32	9-14	.643	1-6	.167	6-7	.857	1-5-6	2	3	5	0	1	25
N26 Jacksonville State *	29	1-7	.143	1-7	.143	0-0	.000	1-5-6	0	2	1	0	1	3
N30 North Dakota State *	32	12-17	.706	6-10	.600	5-5	1.000	0-6-6	1	1	1	0	2	35
D3 Dayton *	32	7-12	.583	6-10	.600	0-0	.000	0-1-1	2	2	5	0	3	20
D9 North Georgia *	27	1-7	.143	0-3	.000	0-0	.000	0-3-3	1	2	2	0	1	2
D12 Cincinnati *	23	3-7	.429	2-5	.400	0-0	.000	0-0-0	1	1	0	0	0	8
D16 UT Martin *	21	1-8	.125	0-7	.000	0-0	.000	0-0-0	0	7	0	0	0	2
D20 Little Rock *	24	3-7	.429	1-4	.250	0-0	.000	0-0-0	0	1	1	0	0	7
D23 Southern Miss *	22	2-5	.400	1-3	.333	2-2	1.000	0-3-3	0	2	2	0	0	7
D30 North Florida *	24	4-6	.667	1-2	.500	2-2	1.000	1-2-3	0	1	1	0	0	11
J2 Arkansas *	21	2-7	.286	1-5	.200	2-3	.667	1-3-4	0	1	0	0	0	7
J6 Ole Miss *	15	2-5	.400	0-3	.000	1-2	.500	0-1-1	1	2	0	0	0	5
J10 Florida *	25	1-6	.167	0-2	.000	0-0	.000	0-0-0	1	0	1	0	0	2
J13 Auburn *	23	3-8	.375	1-5	.200	0-0	.000	0-3-3	1	0	1	0	0	7
J16 Vanderbilt *	30	3-8	.375	2-4	.500	1-1	1.000	1-4-5	2	2	1	1	2	9
J20 Alabama *	23	1-5	.200	1-4	.250	0-0	.000	0-0-0	1	0	1	0	0	3
J23 Kentucky	21	2-11	.182	2-10	.200	1-1	1.000	0-1-1	2	2	0	0	2	7
J27 Missouri	21	3-8	.375	1-3	.333	3-4	.750	0-2-2	0	1	1	0	2	10
J31 South Carolina	21	3-6	.500	2-2	1.000	0-0	.000	0-3-3	0	1	1	0	3	8
F3 Georgia	19	1-5	.200	1-3	.333	0-0	.000	0-1-1	2	1	0	0	1	3
F6 Alabama	19	3-5	.600	1-3	.333	0-0	.000	0-1-1	1	0	1	0	0	7
F10 Missouri	22	0-4	.000	0-3	.000	0-0	.000	0-1-1	2	1	0	0	0	0
F14 Vanderbilt	24	4-9	.444	4-7	.571	0-0	.000	0-2-2	0	0	0	0	0	12
F17 Ole Miss	24	5-10	.500	4-7	.571	1-2	.500	0-2-2	0	2	0	0	0	15
F20 Texas A&M	17	2-5	.400	1-4	.250	.5-6	.833	0-1-1	3	2	1	0	0	10
F24 South Carolina														
F27 Tennessee														
M3 LSU														

Carter's Notes . . .

- Came off the bench and scored 11 points against Alabama State.
- 25 points, 6 rebounds vs. Stephen F. Austin.
- Career-high 35 points and 6 rebounds vs. North Dakota State.
- 20 points and career-high 3 steals vs. Dayton.
- SEC Player of the week on Dec. 4.
- Has started 16 games.
- Has scored in double-digits 10 times.
- Recorded first block of the season against Vanderbilt on Jan. 16.

CAREER STATS FOR TYSON CARTER

Year	GP-GS	Min/Avg	FG-FGA	Pct	3FM-3GA	Pct	FT-FTA	Pct	Rebs	PF-D	Ast	TO	Blk	Stl	Pts/Avg
2016-17	32-12	646/20.2	84-211	.398	44-122	.361	27-33	.818	55-1.7	45-0	22	14	4	23	239/7.5
2017-18	28-16	660/23.6	87-214	.407	44-134	.328	34-41	.829	56-2.0	24-0	41	28	1	20	252/9.0
Totals	60-28	1306/21.8	171-425	.402	88-256	.344	61-74	.824	111-1.9	69-0	63	42	5	43	491/8.2

24 ABDUL ADO



@AbdulhakimAdo

Freshman | Forward

6-11 | 250

Lagos, Nigeria

Hamilton Heights HS

Season Highs

Points: 19, at Texas A&M (2-20-18)
FGM: 8, at Texas A&M (2-20-18)
FGA: 11, at Texas A&M (2-20-18)
3FGM:
3FGA:
FTM: 4, 3x, vs. Alabama (2-6-18)
FTA: 9, Arkansas (1-2-18)
Rebounds: 13, Little Rock (12-20-17)
Assists: 3, Southern Miss (12-23-17)
Blocks: 5, Stephen F. Austin (11-22-17)
Steals: 4, Cincinnati (12-12-17)
Minutes: 36, at Missouri (2-10-18)

Ado's Notes . . .

- Missed the season opener due to a quad injury.
- Made collegiate debut against Florida A&M and responded with 12 points.
- Earned third double-double against No. 22 Auburn with 10 points and 11 rebounds.
- Career-high 5 blocks vs. Stephen F. Austin.
- Career-high 19 points, FGM and FTA at Texas A&M.
- 6th in SEC with his 2.0 blocks, 47th nationally.
- His 53 blocks are fourth as the most by an MSU freshman in school history.
- 8th in the SEC with 6.9 rebounds.

2017-18 Game-By-Game

Opponent	MIN	FG	Pct.	3FG	Pct.	FT	Pct.	O-D-R	PF	A	TO	B	S	PTS
N10 Alabama State	-DNP-													
N18 Florida A&M	*	23	6-7	.857	0-0	.000	0-0	.000	3-4-7	1	0	3	3	12
N20 Green Bay	*	24	4-8	.500	0-0	.000	4-5	.800	6-5-11	4	1	2	2	12
N22 Stephen F. Austin	*	28	2-2	1.000	0-0	.000	0-2	.000	0-4-4	0	0	6	5	4
N26 Jacksonville State	*	33	4-6	.667	0-0	.000	1-4	.250	3-5-8	3	0	4	3	9
N30 North Dakota State	*	14	2-2	1.000	0-0	.000	1-1	1.000	0-4-4	5	0	4	0	5
D3 Dayton	*	21	2-2	1.000	0-0	.000	1-1	1.000	1-2-3	3	0	3	0	5
D9 North Georgia	*	17	1-5	.200	0-0	.000	2-2	1.000	0-3-3	1	0	3	4	4
D12 Cincinnati	*	27	0-1	.000	0-0	.000	0-0	.000	2-2-4	1	0	1	3	0
D16 UT Martin	*	26	2-5	.400	0-0	.000	2-3	.667	4-8-12	0	0	2	3	6
D20 Little Rock	*	28	2-3	.667	0-0	.000	2-4	.500	6-7-13	2	1	0	3	6
D23 Southern Miss	*	27	3-4	.750	0-0	.000	2-5	.400	2-3-5	4	3	5	0	8
D30 North Florida	*	27	2-3	.667	0-0	.000	1-6	.167	2-7-9	3	0	3	2	5
J2 Arkansas	*	34	3-3	1.000	0-0	.000	2-9	.222	5-4-9	2	0	1	4	8
J6 Ole Miss	*	17	2-5	.400	0-0	.000	1-2	.500	3-1-4	4	0	0	1	5
J10 Florida	*	24	6-8	.750	0-0	.000	0-0	.000	2-8-10	3	1	1	1	12
J13 Auburn	*	31	4-5	.800	0-0	.000	2-4	.500	3-8-11	3	0	1	2	10
J16 Vanderbilt	*	14	4-7	.571	0-0	.000	1-4	.250	3-3-6	4	1	0	1	9
J20 Alabama	*	20	5-8	.625	0-0	.000	1-1	1.000	2-2-4	4	0	3	1	11
J23 Kentucky	*	31	0-4	.000	0-0	.000	2-3	.667	2-3-5	1	0	2	1	2
J27 Missouri	*	32	5-6	.833	0-0	.000	2-2	1.000	3-4-7	1	0	3	0	12
J31 South Carolina	*	29	6-9	.667	0-0	.000	4-5	.800	5-4-9	5	0	2	4	16
F3 Georgia	*	33	3-3	1.000	0-0	.000	1-2	.500	4-2-6	2	1	4	2	7
F6 Alabama	*	26	2-3	.667	0-0	.000	4-6	.667	2-3-5	4	0	1	3	8
F10 Missouri	*	36	4-7	.571	0-0	.000	3-6	.500	4-3-7	3	0	2	1	11
F14 Vanderbilt	*	28	6-6	1.000	0-0	.000	3-4	.750	5-2-7	4	2	1	1	15
F17 Ole Miss	*	22	2-4	.500	0-0	.000	1-3	.333	3-1-4	4	0	3	1	5
F20 Texas A&M	*	32	8-11	.727	0-0	.000	3-5	.600	4-5-9	4	0	0	2	19
F24 South Carolina														
F27 Tennessee														
M3 LSU														

CAREER STATS FOR ABDUL ADO

Year	GP-GS	Min/Avg	FG-FGA	Pct	3FM-3GA	Pct	FT-FTA	Pct	Rebs	PF-D	Asst	TO	Blk	Stl	Pts/Avg
2017-18	27-27	704/26.1	90-137	.657	0-0	.000	46-89	.517	186-6.9	75-2	10	60	53	24	266/8.4

35 ARIC HOLMAN



@AricHolman

Junior | Forward

6-10 | 225

Owensboro, KY

Owensboro HS

Season Highs

Points: 23, North Florida (12-30-17)
FGM: 10, North Florida (12-30-17)
FGA: 12, 3x, last vs. North Florida (12-30-17)
3FGM: 3, at Cincinnati (12-12-17)
3FGA: 5, at Missouri (2-10-18)
FTM: 5, vs. Georgia (2-3-18)
FTA: 8, Little Rock (12-20-17)
Rebounds: 14, Vanderbilt (1-16-18)
Assists: 3, 3x, vs. Ole Miss (2-17-18)
Blocks: 3, 4x, at Vanderbilt (2-14-18)
Steals: 1, 9x, last vs. Ole Miss (2-17-18)
Minutes: 29, twice, at Missouri (2-10-18)

Career Highs

Points: 23, North Florida (12-30-17)
FGM: 10, North Florida (12-30-17)
FGA: 13, Boise State (11-18-16)
3FGM: 3, at Cincinnati (12-12-17)
3FGA: 5, at Missouri (2-10-18)
FTM: 7, LSU (1-7-17)
FTA: 9, LSU (1-7-17)
Rebounds: 14, Vanderbilt (1-16-18)
Assists: 4, Arkansas (2-9-16)
Blocks: 5, twice, last vs. NWST (11-28-16)
Steals: 2, 3x, last vs. Oregon State (12-1-16)
Minutes: 33, TAMU (1-14-17)

2017-18 Game-By-Game

Opponent	MIN	FG	Pct.	3FG	Pct.	FT	Pct.	O-D-R	PF	A	TO	B	S	PTS
N10 Alabama State	21	6-11	.545	2-4	.500	4-5	.800	3-8-11	1	0	1	0	1	18
N18 Florida A&M	* 18	2-2	1.000	1-1	1.000	0-0	.000	2-4-6	1	0	2	2	1	5
N20 Green Bay	* 23	5-7	.714	1-2	.500	2-3	.667	1-4-5	3	1	1	0	0	13
N22 Stephen F. Austin	* 24	3-3	1.000	1-1	1.000	3-3	1.000	1-6-7	3	2	3	3	0	10
N26 Jacksonville State	* 23	4-6	.667	0-1	.000	3-6	.500	2-4-6	2	0	1	2	0	11
N30 North Dakota State	* 23	4-7	.571	2-3	.667	2-4	.500	6-3-9	2	0	1	0	0	12
D3 Dayton	* 28	2-4	.500	2-4	.500	0-0	.000	1-7-8	0	1	2	2	1	6
D9 North Georgia	* 13	5-5	1.000	2-2	1.000	1-1	1.000	1-5-6	0	0	1	2	0	13
D12 Cincinnati	* 26	7-12	.583	3-3	1.000	1-2	.500	5-5-10	1	1	1	1	0	18
D16 UT Martin	* 21	9-12	.750	2-4	.500	1-3	.333	8-4-12	1	1	0	1	1	21
D20 Little Rock	* 20	3-8	.375	0-2	.000	4-8	.500	3-2-5	1	1	2	2	1	10
D23 Southern Miss	* 24	3-5	.600	1-1	1.000	3-4	.750	2-4-6	0	0	0	1	0	10
D30 North Florida	* 18	10-12	.833	1-2	.500	2-2	1.000	3-1-4	3	1	1	1	1	23
J2 Arkansas	* 20	1-8	.125	0-4	.000	2-2	1.000	2-3-5	2	0	1	0	0	4
J6 Ole Miss	* 22	3-6	.500	2-4	.500	1-2	.500	0-5-5	0	3	1	2	0	9
J10 Florida	* 16	3-4	.750	0-0	.000	1-1	1.000	0-4-4	5	0	2	0	0	7
J13 Auburn	* 29	4-9	.444	1-3	.333	2-2	1.000	1-5-6	3	0	2	2	0	11
J16 Vanderbilt	* 26	7-10	.700	2-3	.667	2-2	1.000	4-10-14	1	2	0	2	0	18
J20 Alabama	* 28	3-5	.600	1-1	1.000	4-5	.800	2-8-10	3	0	1	0	0	11
J23 Kentucky	* 21	3-6	.500	0-3	.000	0-0	.000	1-5-6	4	0	2	3	1	6
J27 Missouri	* 26	4-6	.667	1-2	.500	0-1	.000	1-2-3	2	0	3	2	1	9
J31 South Carolina	* 19	2-3	.667	0-1	.000	2-2	1.000	1-4-5	2	0	0	2	0	6
F3 Georgia	* 28	4-8	.500	1-5	.200	3-4	.750	2-6-8	2	0	1	0	1	12
F6 Alabama	* 28	2-7	.286	0-2	.000	3-4	.750	2-5-7	3	1	2	3	0	7
F10 Missouri	* 29	5-11	.455	2-5	.400	2-2	1.000	1-7-8	2	1	2	1	0	14
F14 Vanderbilt	* 23	5-8	.625	0-2	.000	1-2	.500	0-2-2	1	0	1	3	1	11
F17 Ole Miss	* 9	1-2	.500	0-1	.000	2-2	1.000	0-1-1	0	3	0	2	1	4
F20 Texas A&M	* 19	4-5	.800	2-2	1.000	3-3	1.000	2-3-5	4	0	0	2	0	13
F24 South Carolina														
F27 Tennessee														
M3 LSU														

Holman's Notes . . .

- Now has seven double-doubles for his career, five this year following his 11-point, 10-rebound effort at Alabama.

- Scored in double-digits 18 of MSU's 28 games

- Season-high 3 blocks vs. Stephen F. Austin.

- Holds the 7th all-time spot at MSU with 119 blocked shots and 9th in the SEC with 1.5.

- Earned his fourth double-double of the year on Jan. 16 against Vanderbilt.

- Had a career-high 14 rebounds against Vanderbilt on Jan. 16.

- Earned a career-high 23 points against North Florida on Dec. 30.

- Sealed the South Carolina win with two key free throws in the final minute.

- 11th in SEC with his 6.6 rebounds.

- Hyperextended his knee against Ole Miss on Feb. 17, which caused him to sit out for the remainder of the game.

CAREER STATS FOR ARIC HOLMAN

Year	GP-GS	Min/Avg	FG-FGA	Pct	3FM-3GA	Pct	FT-FTA	Pct	Rebs	PF-D	Ast	TO	Blk	Stl	Pts/Avg
2015-16	21-3	194/9.2	18-44	.409	2-13	.154	1-6	.167	39-1.9	37-2	8	16	14	2	39/1.9
2016-17	32-26	747/23.3	104-210	.495	12-49	.245	49-75	.653	193-6.0	79-4	20	54	64	21	269/8.4
2017-18	28-27	625/22.3	114-192	.594	30-68	.441	54-75	.720	184-6.6	52-1	18	34	41	11	312/11.1
Totals	81-56	1566/19.3	236-446	.529	44-130	.338	104-156	.667	416-5.1	168-7	46	104	119	34	620/7.7

45 E.J. DATCHER



Sophomore | Center

6-10 | 240

Hapersville, AL

Vincent HS

Season Highs

Points: 11, Alabama State (11-10-17)
 FGM: 3, twice, North Florida (12-30-17)
 FGA: 4, 3x, last vs. North Florida (12-30-17)
 3FGM:
 3FGA:
 FTM: 9, Alabama State (11-10-17)
 FTA: 9, Alabama State (11-10-17)
 Rebounds: 6, Green Bay (11-20-20)
 Assists: 2, Florida A&M (11-18-20)
 Blocks: 3, Green Bay (11-20-17)
 Steals: 1, 3x, at Alabama (1-20-18)
 Minutes: 20, at Alabama (1-20-18)

Career Highs

Points: 11, Alabama State (11-10-17)
 FGM: 3, twice, North Georgia (12-9-17)
 FGA: 4, 4x, last vs. North Florida (12-30-17)
 3FGM:
 3FGA:
 FTM: 9, Alabama State (11-10-17)
 FTA: 9, Alabama State (11-10-17)
 Rebounds: 7, Norfolk State, (11-11-16)
 Assists: 2, Florida A&M (11-18-20)
 Blocks: 3, 3x, last vs Green Bay (11-20-17)
 Steals: 2, Kentucky (1-17-17)
 Minutes: 20, at Alabama (1-20-18)

2017-18 Game-By-Game

Opponent	MIN	FG	Pct.	3FG	Pct.	FT	Pct.	O-D-R	PF	A	TO	B	S	PTS
N10 Alabama State *	15	1-4	.250	0-0	.000	9-9	1.000	1-3-4	5	0	1	0	0	11
N18 Florida A&M	13	2-3	.667	0-0	.000	3-3	1.000	0-3-3	1	2	0	0	0	7
N20 Green Bay	19	2-2	1.000	0-0	.000	0-0	.000	0-6-6	1	0	1	3	0	4
N22 Stephen F. Austin	22	2-4	.500	0-0	.000	2-4	.500	2-1-3	4	0	0	0	0	6
N26 Jacksonville State	3	1-1	1.000	0-0	.000	0-0	.000	0-0-0	0	0	0	0	0	2
N30 North Dakota State	-DNP-													
D3 Dayton	-DNP-													
D9 North Georgia	11	3-3	1.000	0-0	.000	2-2	1.000	2-1-3	0	0	0	0	0	8
D12 Cincinnati	4	0-0	.000	0-0	.000	0-0	.000	0-0-0	0	0	0	0	0	0
D16 UT Martin	5	0-0	.000	0-0	.000	0-0	.000	0-1-1	0	1	0	0	0	0
D20 Little Rock	2	0-0	.000	0-0	.000	0-0	.000	0-1-1	2	0	1	0	0	0
D23 Southern Miss	9	2-2	1.000	0-0	.000	0-0	.000	0-3-3	2	0	1	0	0	4
D30 North Florida	10	3-4	.750	0-0	.000	0-0	.000	0-3-3	4	0	2	1	0	6
J2 Arkansas	6	0-1	.000	0-0	.000	0-0	.000	1-0-1	0	0	0	1	0	0
J6 Ole Miss	13	2-2	1.000	0-0	.000	0-0	.000	1-1-2	2	0	0	0	1	4
J10 Florida	9	1-2	.500	0-0	.000	0-0	.000	1-1-2	2	0	0	0	1	2
J13 Auburn	8	1-1	1.000	0-0	.000	0-0	.000	1-0-1	1	1	0	1	0	2
J16 Vanderbilt	8	0-0	.000	0-0	.000	0-0	.000	1-0-1	0	0	0	1	0	0
J20 Alabama	20	0-2	.000	0-0	.000	1-2	.500	1-4-5	2	0	1	0	1	1
J23 Kentucky	6	1-3	.333	0-0	.000	0-0	.000	1-0-1	2	0	0	0	0	2
J27 Missouri	4	0-0	.000	0-0	.000	0-0	.000	0-1-1	2	0	0	1	0	0
J31 South Carolina	3	0-0	.000	0-0	.000	0-0	.000	0-1-1	3	0	3	0	0	0
F3 Georgia	6	0-1	.000	0-0	.000	0-0	.000	2-1-3	1	0	0	0	0	0
F6 Alabama	2	0-0	.000	0-0	.000	0-0	.000	0-0-0	2	0	1	0	0	0
F10 Missouri	4	0-1	.000	0-0	.000	0-0	.000	0-0-0	1	0	0	0	0	0
F14 Vanderbilt	3	0-1	.000	0-0	.000	0-0	.000	0-0-0	1	0	0	0	0	0
F17 Ole Miss	15	2-2	1.000	0-0	.000	0-2	.000	1-2-3	3	0	1	0	0	4
F20 Texas A&M	3	1-1	1.000	0-0	.000	0-0	.000	1-0-1	0	0	0	0	0	2
F24 South Carolina														
F27 Tennessee														
M3 LSU														

Datcher's Notes . . .

- Earned his first-career start against Alabama State and responded with a career-high 11 points.

- Career-high 3 blocks against Green Bay.

- String of 14-straight made FTs ended against Stephen F. Austin.

- Missed North Dakota State and Dayton games due to a foot injury suffered against Jacksonville State.

- Returned against North Georgia and totaled 8 points.

- Had first steal of the season at Ole Miss on Jan. 6.

- Had a career-high 20 minutes played against Alabama.

CAREER STATS FOR E.J. DATCHER

Year	GP-GS	Min/Avg	FG-FGA	Pct	3FM-3GA	Pct	FT-FTA	Pct	Rebs	PF-D	Asst	TO	Blk	Stl	Pts/Avg
2016-17	31-0	228/7.4	13-32	.406	0-0	.000	5-9	.556	47-1.5	59-1	1	9	18	6	31/1.0
2017-18	26-1	223/8.6	24-40	.600	0-0	.000	17-22	.773	49-1.9	41-1	4	12	8	3	65/2.5
Totals	57-1	451/7.9	37-72	.514	0-0	.000	22-31	.710	96-1.7	100-2	5	21	26	9	96/1.7

Exhibition — Oct. 22, 2017

Nebraska 78
Mississippi State 63

Humphrey Coliseum • Starkville, MS

Nebraska

Player	FG	3FG	FT	RB	PF	PT	A	Min
Copeland	f 2-10	0-6	0-0	7	3	4	0	26
Tshimanga	c 5-8	0-0	1-1	6	3	11	1	16
Watson	g 4-10	2-6	1-2	2	2	11	5	32
Taylor	g 3-5	1-2	2-3	3	3	9	3	28
Palmer	g 5-6	2-3	5-6	1	1	17	0	23
Okeke	2-2	0-0	0-0	3	4	4	0	11
McVeigh	2-6	2-5	2-2	3	1	8	2	20
Allen	0-1	0-0	0-0	0	0	0	0	5
Gill	2-5	1-2	1-1	0	1	6	3	14
Borchardt	2-3	0-0	0-0	2	1	4	0	9
TOTALS	28-62	8-27	12-15	37	22	76	16	200

Mississippi State

Player	FG	3FG	FT	RB	PF	PT	A	Min
Holman	f 2-5	0-1	1-1	1	0	5	0	17
Herard	c 2-3	0-0	0-2	5	1	4	0	16
Peters	g 2-10	0-3	4-8	3	3	8	4	22
Stapleton	g 2-8	0-2	3-4	5	1	7	2	24
Q. W'spoon	g 4-13	0-3	1-2	5	2	9	1	25
N. W'spoon	0-2	0-0	2-3	4	4	2	2	19
Wright	4-5	0-1	2-2	4	1	10	2	25
Feazell	5-5	0-0	0-0	2	1	10	0	15
Carter	1-5	1-3	2-2	0	1	5	3	18
Datcher	6-8	0-0	0-0	6	4	12	0	19
TOTALS	28-64	1-13	15-24	38	18	72	14	200

Halftime: UN 48, MSU 32. FG%: 43.8%, UN 45.2%, 3FG%: MSU 7.7%, UN 29.6%, FT%: MSU 62.5%, UN 80.0%. Turnovers: MSU 11 (Feazell 3), UN 16 (Roby 5). Blocked Shots: MSU 8 (Herard 3), UN 5 (Five with 1). Steals: MSU 7 (Q. Weatherspoon 3), UN 3 (Three with 1). Officials: Patrick Evans, Hunter Allen, Erroll Lewis. Attendance: 2,900.

Exhibition — Nov. 2, 2017

Mississippi State 87
West Florida 62

Humphrey Coliseum • Starkville, MS

West Florida

Player	FG	3FG	FT	RB	PF	PT	A	Min
Tidwell	f 2-7	0-1	3-6	6	3	7	1	25
Tucker	f 1-4	0-0	0-0	6	5	2	0	11
Cox	g 3-7	0-3	0-0	3	3	6	0	29
Deng	g 5-15	0-1	1-3	4	1	11	1	30
Thorpe	g 9-13	2-2	1-4	2	1	21	1	39
Jackson	1-7	1-5	2-4	3	2	5	0	21
Carter Jr.	0-0	0-0	1-2	0	1	1	0	5
Henderson	1-3	0-0	0-0	3	0	2	0	9
Flanagan	1-1	0-0	0-1	1	0	2	0	4
Ventoniemi	2-9	0-0	1-3	2	3	5	0	27
TOTALS	28-62	8-27	12-15	37	22	76	16	200

Mississippi State

Player	FG	3FG	FT	RB	PF	PT	A	Min
Herard	c 0-0	0-0	2-2	4	5	2	0	12
Peters	g 4-10	3-7	0-0	2	2	11	6	24
Stapleton	g 4-5	1-2	1-1	2	3	10	0	20
Q. W'spoon	g 5-10	0-1	5-8	8	0	15	1	26
Carter	g 3-11	1-9	1-2	4	0	8	2	28
Wright	2-6	0-2	2-2	7	1	6	2	24
N. W'spoon	6-8	1-2	1-1	2	0	14	3	18
Storm	0-1	0-0	0-0	1	0	0	0	3
Clayton	0-1	0-1	0-0	1	0	0	0	2
Davis	0-0	0-0	0-0	1	0	0	0	2
T.J. Gray	0-0	0-0	0-0	0	0	0	0	2
Feazell	0-1	0-0	0-0	1	5	0	0	8
Holman	8-9	0-0	0-0	6	3	16	1	17
Datcher	2-4	0-0	1-1	7	5	5	0	16
TOTALS	34-66	6-24	13-17	47	24	87	15	200

Halftime: MSU 44, UWF 31. FG%: 51.5%, UWF 37.9%, 3FG%: MSU 25.0%, UWF 25.0%, FT%: MSU 76.5%, UWF 39.1%. Turnovers: MSU 19 (Datcher 4), UWF 16 (Tidwell, Thorpe 3). Blocked Shots: MSU 7 (Holman 3), UWF 0. Steals: MSU 8 (Q. Weatherspoon 4), UWF 5 (Jackson 2). Officials: Sean Casey, Nate Green, Ken Washington. Attendance: 1,711.

Game 1 — Nov. 10, 2017

Mississippi State 96
Alabama State 68

Humphrey Coliseum • Starkville, MS

Alabama State

Player	FG	3FG	FT	RB	PF	PT	A	Min
Jones	f 7-11	0-0	2-2	6	2	16	0	33
Johnson	c 2-4	0-0	3-6	6	3	7	0	20
Davis	g 1-7	1-5	0-0	2	0	3	2	24
Ewuosho	g 3-6	1-2	1-2	5	3	8	2	23
Rogers	g 0-3	0-2	0-0	1	4	0	0	7
Johnson	0-3	0-1	0-0	1	0	0	0	3
Ross	6-11	5-8	0-1	2	2	17	1	24
Gee	1-5	0-2	1-2	1	4	3	0	16
Deneus	3-5	0-0	3-5	7	1	9	1	14
Pichardo	0-1	0-0	0-0	1	1	0	0	5
Wright	0-0	0-1	1-3	4	3	1	0	5
LeFlare	2-8	0-5	0-1	3	2	4	2	20
Rogers	0-2	0-0	0-0	0	1	0	0	6
TOTALS	25-67	7-26	11-22	41	26	68	8	200

Mississippi State

Player	FG	3FG	FT	RB	PF	PT	A	Min
Stapleton	f 0-0	0-0	0-0	1	0	0	0	5
Datcher	c 1-4	0-0	9-9	4	5	11	0	15
N. W'spoon	g 3-8	1-1	4-4	3	0	11	3	25
Peters	g 2-8	0-5	3-4	4	1	7	7	29
Q. W'spoon	g 8-9	0-1	1-3	8	3	17	1	22
Wright	5-8	1-3	1-2	6	3	12	2	28
Storm	0-2	0-0	0-0	3	1	0	0	4
Clayton	0-0	0-0	0-0	0	0	0	0	2
Davis	0-1	0-1	1-2	0	0	1	1	2
Singleton	1-2	1-2	0-0	1	0	3	0	5
Gray	0-0	0-0	0-0	0	1	0	0	2
Carter	3-6	2-3	3-4	1	0	11	2	27
Herar	2-5	0-0	1-2	2	4	5	0	13
Holman	6-11	2-4	4-5	11	1	18	0	21
TOTALS	31-64	7-20	27-35	47	19	96	16	200

Halftime: MSU 58, ASU 31. FG%: 56.3%, ASU 32.3%, 3FG%: MSU 50.0%, ASU 33.3%, FT%: MSU 76.2%, ASU 50.0%. Turnovers: MSU 14 (Peters 4), ASU 17 (Ewuosho 4). Blocked Shots: MSU 4 (Peters 2), ASU 1 (B. Johnson). Steals: MSU 7 (Q. W'spoon, Stapleton 2), ASU 6 (Ewuosho 2). Officials: Terry Moore, Don Daily, Ken Washington. Attendance: 6,811.

Game 2 — Nov. 18, 2017

Mississippi State 79
Florida A&M 48

Humphrey Coliseum • Starkville, MS

Florida A&M

Player	FG	3FG	FT	RB	PF	PT	A	Min
Williams	f 5-20	0-2	4-6	8	3	14	0	35
Martin	c 3-6	0-0	1-2	5	1	7	0	33
Mayes	g 0-1	0-1	0-0	2	1	0	2	21
Myles	g 0-2	0-0	0-0	2	1	0	0	4
Barham	g 5-15	3-9	2-2	5	1	15	0	34
Severado	0-2	0-0	0-0	5	1	0	1	19
Reaves	2-5	1-3	0-0	1	2	5	2	16
Bowman	0-1	0-1	0-0	1	0	0	1	5
Core	2-4	1-1	0-0	3	0	5	0	12
Harrell	1-5	0-0	0-2	4	0	2	0	13
Ravenel	0-3	0-2	0-0	2	1	0	0	8
TOTALS	18-64	5-19	7-12	42	11	48	6	200

Mississippi State

Player	FG	3FG	FT	RB	PF	PT	A	Min
Ado	f 6-7	0-0	0-0	8	1	12	0	23
Holman	f 2-2	1-1	0-0	6	1	5	0	18
N. W'spoon	g 5-10	1-3	1-3	5	1	12	5	32
Peters	g 5-12	1-7	1-1	1	3	12	5	23
Q. W'spoon	g 5-9	1-4	1-2	6	1	12	4	31
Storm	0-0	0-0	0-0	1	0	0	0	3
Clayton	0-0	0-0	0-0	0	0	0	0	2
Davis	0-2	0-1	0-0	0	1	0	0	3
Singleton	2-3	0-1	0-0	0	0	4	1	5
Gray	1-1	1-1	0-0	0	1	3	0	3
Feazell	1-2	0-1	0-0	5	1	2	0	7
Carter	4-10	2-5	0-0	0	0	10	2	23
Herard	0-1	0-0	0-0	1	0	0	0	14
Datcher	2-3	0-0	3-3	3	1	7	2	13
TOTALS	33-62	7-24	6-9	38	11	79	19	200

Halftime: MSU 28, FAMU 17. FG%: 53.2%, FAMU 28.1%, 3FG%: MSU 29.2%, FAMU 26.3%, FT%: MSU 66.7%, FAMU 58.3%. Turnovers: MSU 17 (Q. W'spoon 4), FAMU 24 (Williams 7). Blocked Shots: MSU 13 (Ado 3), FAMU 2 (Martin 2). Steals: MSU 9 (Peters 4), FAMU 4 (Four players with 1). Officials: Anthony Jordan, Jason Baker, Erroll Lewis. Attendance: 6,132.

Game 3 — Nov. 20, 2017

Mississippi State 77
Green Bay 68

Humphrey Coliseum • Starkville, MS

Green Bay

Player	FG	3FG	FT	RB	PF	PT	A	Min
Jespersion	f 2-6	1-4	0-0	5	4	5	2	25
Small	g 3-6	1-2	8-10	7	3	15	1	34
Bell	g 2-6	1-2	0-0	2	0	5	0	12
Hankerson	g 4-6	0-1	2-2	4	3	10	1	25
Crist	g 0-4	0-3	0-0	5	3	0	5	20
Parham	4-9	3-5	4-6	2	1	15	1	22
Pipes	0-4	0-1	0-0	2	1	0	2	15
Bains	0-0	0-0	0-2	1	0	0	0	6
Patterson	3-6	0-0	3-4	3	3	9	0	21
Chevallier	3-7	3-6	0-0	3	1	9	0	20
TOTALS	21-54	9-24	17-24	36	19	68	12	200

Mississippi State

Player	FG	3FG	FT	RB	PF	PT	A	Min
Ado	f 4-8	0-0	4-5	11	4	12	1	24
Holman	f 5-7	1-2	2-3	5	3	13	1	23
N. W'spoon	g 3-7	1-3	3-4	5	3	10	4	28
Peters	g 6-15	1-7	5-6	0	0	18	2	29
Q. W'spoon	g 1-8	0-5	0-0	3	2	2	4	28
Wright	4-6	0-2	0-0	4	2	8	1	17
Feazell	1-3	0-0	0-0	1	1	2	0	7
Carter	2-6	0-4	2-2	0	1	6	0	19
Herard	1-1	0-0	0-1	3	2	2	0	6
Datcher	2-2	0-0	0-0	6	1	4	0	19
TOTALS	29-63	3-23	16-21	39	19	77	13	200

Halftime: MSU 40, GB 32. FG%: MSU 46.0%, GB 38.9%, 3FG%: MSU 13.0%, GB 37.5%, FT%: MSU 76.2%, GB 70.8%. Turnovers: MSU 14 (N. W'spoon, Peters 3), GB 19 (Small 4). Blocked Shots: MSU 6 (Datcher 3), GB 0. Steals: MSU 6 (Peters 3), GB 5 (Five players with 1). Officials: Karl Hess, Jeffery Clark, Rob Rorke. Attendance: 6,359.

Game 4 — Nov. 22, 2017

Game 5 — Nov. 26, 2017

Mississippi State	59
Jacksonville State	56

Humphrey Coliseum • Starkville, MS

Jacksonville State

Player	FG	3FG	FT	RB	PF	PT	A	Min
Cunningham f	1-2	0-0	0-0	5	3	2	1	17
Giga c	6-11	1-3	2-2	10	2	15	3	37
Gregory g	2-6	1-3	0-0	3	3	5	3	26
Drumwright g	4-13	1-6	0-0	3	2	9	1	35
Spears g	2-5	2-2	0-0	2	0	6	0	16
Dunlap	0-0	0-0	0-0	0	0	0	0	7
Edwards	0-3	0-1	2-2	4	1	2	1	20
Burnell	5-13	0-2	0-0	6	1	10	1	24
Hunter	2-4	1-2	2-2	1	1	7	0	17
Martin	0-0	0-0	0-0	0	0	0	0	1
TOTALS	22-57	6-19	6-6	36	13	56	10	200

Mississippi State

Player	FG	3FG	FT	RB	PF	PT	A	Min
Ado f	4-6	0-0	1-4	8	3	9	0	33
Holman f	4-6	0-1	3-6	6	2	11	0	23
N. W'spoon g	5-9	1-2	1-3	1	1	12	1	30
Q. W'spoon g	6-11	1-3	0-0	5	2	13	4	35
Carter g	1-7	1-7	0-0	6	0	3	2	29
Wright	0-5	0-2	0-0	6	0	0	0	23
Stapleton	3-8	1-2	0-0	2	1	7	1	15
Feazell	0-1	0-1	0-0	0	0	0	1	5
Herard	1-2	0-0	0-0	1	2	2	0	4
Datcher	1-1	0-0	0-0	0	0	2	0	3
TOTALS	25-56	4-18	5-13	37	11	59	9	200

Halftime: JSU 29, MSU 25. FG%: MSU 44.6%, JSU 38.6%. 3FG%: MSU 22.2%, JSU 31.6%. FT%: MSU 38.5%, JSU 100.0%. Turnovers: MSU 12 (Ado, Q. W'spoon 4), JSU 10 (Cunningham 4). Blocked Shots: MSU 5 (Ado 3), JSU 2 (Cunningham, Burnell 1). Steals: MSU 2 (Ado, Carter 1), JSU 3 (Three players with 1). Officials: Orlandis Poole, Kipp Kissinger, John Gaffney. Attendance: 6,034.

Game 6 — Nov. 30, 2017

Mississippi State	83
North Dakota State	59

Humphrey Coliseum • Starkville, MS

North Dakota State

Player	FG	3FG	FT	RB	PF	PT	A	Min
Eliason f	1-2	0-0	0-2	6	1	2	1	20
Miller g	9-18	1-8	0-0	5	2	19	4	35
Samuelson g	1-4	1-4	0-0	0	1	3	1	22
Jacobson g	4-6	4-5	3-3	4	2	15	0	24
Ward g	2-10	0-4	0-0	3	1	4	1	21
Van Dulm	0-0	0-0	0-1	0	0	0	1	2
Quayle	1-3	1-3	0-0	4	0	3	0	17
Hunter	3-8	3-7	0-0	2	3	9	3	27
Geu	1-3	0-1	2-2	3	1	4	1	14
Kreuser	0-3	0-3	0-0	0	3	0	1	18
TOTALS	22-57	10-35	5-8	28	14	59	13	200

Mississippi State

Player	FG	3FG	FT	RB	PF	PT	A	Min
Ado f	2-2	0-0	1-1	4	5	5	0	14
Holman f	4-7	2-3	2-4	9	2	12	0	23
N. W'spoon g	5-9	1-3	1-1	4	0	12	2	31
Q. W'spoon g	4-9	1-3	0-2	4	1	9	10	26
Carter g	12-17	6-10	5-5	6	1	35	1	32
Wright	0-5	0-3	0-0	2	1	0	2	25
Stapleton	2-6	0-1	0-0	3	2	4	0	20
Storm	0-0	0-0	0-0	0	0	0	0	2
Davis	1-1	0-0	0-0	0	0	2	0	1
Singleton	1-1	0-0	0-0	0	0	2	0	2
Feazell	0-1	0-0	0-2	3	1	0	0	12
Herard	0-2	0-0	2-2	3	0	2	0	12
TOTALS	31-60	10-23	11-17	41	13	83	15	200

Halftime: JMSU 29, NDSU 24. FG%: MSU 51.7%, NDSU 38.6%. 3FG%: MSU 43.5%, NDSU 28.6%. FT%: MSU 64.7%, NDSU 62.5%. Turnovers: MSU 12 (Ado 4), NDSU 14 (Kreuser 4). Blocked Shots: MSU 1 (Stapleton), NDSU 0. Steals: MSU 8 (Stapleton 3), NDSU 3 (Three players with 1). Officials: Doug Shows, Tony Henderson, Bart Lenox. Attendance: 5,831.

Game 7 — Dec. 3, 2017

Mississippi State	61
Dayton	59

Humphrey Coliseum • Starkville, MS

Dayton

Player	FG	3FG	FT	RB	PF	PT	A	Min
Cunningham f	7-8	0-1	2-4	8	3	16	2	30
Antetokounmpo f	1-2	0-0	0-2	0	4	2	0	11
Davis g	5-12	2-7	5-8	10	0	17	3	38
Landers g	0-1	0-1	0-0	3	2	0	2	20
Crutcher g	6-11	4-8	2-2	3	0	18	0	33
Davis	0-4	0-3	0-0	2	1	0	1	26
Svoboda	2-6	2-5	0-0	0	3	6	0	32
Pierce	0-0	0-0	0-0	0	0	0	0	3
Crosby	0-2	0-0	0-0	0	0	0	0	7
TOTALS	21-46	8-25	9-16	30	13	59	8	200

Mississippi State

Player	FG	3FG	FT	RB	PF	PT	A	Min
Ado f	2-2	0-0	1-1	3	3	5	0	21
Holman f	2-4	2-4	0-0	8	0	6	1	28
N. W'spoon g	3-7	0-3	0-2	1	4	6	1	31
Q. W'spoon g	5-11	0-3	1-2	10	4	11	6	35
Carter g	7-12	6-10	0-0	1	2	20	2	32
Peters	1-5	1-5	0-0	0	2	3	2	21
Stapleton	3-8	0-3	2-2	1	3	8	0	18
Feazell	1-1	0-0	0-0	2	0	2	0	11
Herard	0-0	0-0	0-0	1	0	0	0	3
TOTALS	24-50	9-28	4-7	27	18	61	12	200

Halftime: MSU 35, UD 20. FG%: MSU 48.0%, UD 45.7%. 3FG%: MSU 32.1%, UD 32.0%. FT%: MSU 57.1%, UD 56.3%. Turnovers: MSU 24 (Q. W'spoon, Carter 5), UD 26 (Three players with 5). Blocked Shots: MSU 5 (Holman, Q. W'spoon 2), UD (Antetokounmpo, Landers 1). Steals: MSU 13 (Three players with 3), UD 14 (Davis 4). Officials: Anthony Jordan, Chuck Jones, Garrick Shannon. Attendance: 7,539.

Game 8 — Dec. 9, 2017

Mississippi State	95
North Georgia	62

Humphrey Coliseum • Starkville, MS

North Georgia

Player	FG	3FG	FT	RB	PF	PT	A	Min
Fuzak f	3-9	2-6	0-0	2	1	8	1	19
Olantunji f	5-9	0-0	0-0	10	2	10	1	30
Tshimanga g	3-6	0-1	0-0	4	0	6	3	31
Cantrell g	2-11	1-2	0-2	4	1	5	1	27
Smith g	3-9	2-4	0-0	2	0	8	0	24
Cotter	2-3	1-2	0-2	3	0	5	2	9
Politer	1-4	1-4	0-0	0	0	3	0	10
Dominy	3-6	0-1	0-1	1	2	6	2	13
Dean	3-8	0-2	0-0	4	1	6	1	19
Howard	1-1	1-1	0-0	0	0	3	0	4
Watson	1-5	0-4	0-0	5	1	2	0	14
TOTALS	27-71	8-27	0-5	39	8	62	11	200

Mississippi State

Player	FG	3FG	FT	RB	PF	PT	A	Min
Ado f	1-5	0-0	2-2	3	1	4	0	17
Holman f	5-5	2-2	1-1	6	0	13	0	13
N. W'spoon g	4-8	0-2	1-1	3	0	9	4	24
Q. W'spoon g	8-11	4-4	2-2	2	1	22	2	26
Carter g	1-7	0-3	0-0	3	1	2	2	27
Peters	4-12	3-7	0-0	7	1	11	6	22
Stapleton	3-6	0-3	0-0	1	2	6	0	17
Storm	0-0	0-0	0-0	0	0	0	0	4
Clayton	0-0	0-0	0-0	0	0	0	0	4
Davis	0-3	0-2	0-0	2	0	0	0	4
Singleton	3-5	3-4	0-0	3	0	9	0	5
Gray	0-2	0-2	0-0	0	1	0	0	4
Feazell	5-5	1-1	0-0	4	2	11	0	11
Herard	0-2	0-0	0-0	5	1	0	0	11
Datcher	3-3	0-0	2-2	3	0	8	0	11
TOTALS	37-74	13-30	8-8	44	10	95	14	200

Halftime: MSU 53, NG 26. FG%: MSU 50.0%, NG 38.0%. 3FG%: MSU 43.3%, NG 29.6%. FT%: MSU 100.0%, NG 0.0%. Turnovers: MSU 10 (Ado 3), NG 16 (Tshimanga 5). Blocked Shots: MSU 9 (Ado 4), NG 3 (Olantunji 2). Steals: MSU 8 (N. W'spoon, Q. W'spoon 2), NG 5 (Tshimanga 2). Officials: Joe Lindsay, Chuck Jones, Jason Baker. Attendance: 6,613.

Game 9 — Dec. 12, 2017

Cincinnati	65
Mississippi State	50

BB&T Arena • Highland Heights, KY

Mississippi State

Player	FG	3FG	FT	RB	PF	PT	A	Min
Ado f	0-1	0-0	0-0	4	1	0	0	27
Holman f	7-12	3-3	1-2	10	1	18	1	26
N. W'spoon g	6-11	0-1	0-0	1	2	12	2	26
Q. W'spoon g	3-12	1-3	5-6	7	3	12	3	34
Carter g	3-7	2-5	0-0	0	1	8	1	23
Peters	0-11	0-7	0-0	1	4	0	2	21
Wright	0-3	0-1	0-0	3	2	0	0	16
Stapleton	0-4	0-1	0-0	1	2	0	0	12
Feazell	0-1	0-0	0-0	0	0	0	0	2
Herard	0-1	0-0	0-0	3	0	0	0	9
Datcher	0-0	0-0	0-0	0	0	0	0	4
TOTALS	19-63	6-21	6-8	38	16	50	9	200

Cincinnati

Player	FG	3FG	FT	RB	PF	PT	A	Min
Clark f	2-6	1-3	4-4	13	3	9	4	34
Washington f	8-15	0-1	0-0	5	1	16	1	31
Evans g	7-13	4-7	6-6	8	2	24	2	35
Jenifer g	1-3	1-1	0-0	0	1	3	3	19
Cumberland g	1-8	1-4	4-6	5	0	7	3	30
Williams	2-4	0-2	0-0	1	1	4	0	13
Moore	0-1	0-1	0-0	0	1	0	0	3
Scott	0-0	0-0	0-0	0	1	0	1	6
Broome	1-4	0-1	0-0	0	1	2	4	20
Diarra	0-0	0-0	0-0	0	0	0	0	1
Brooks	0-0	0-0	0-0	1	0	0	0	8
TOTALS	22-54	7-20	14-16	37	11	65	18	200

Halftime: UC 35, MSU 25. FG%: MSU 30.2%, UC 40.7%. 3FG%: MSU 28.6%, UC 35.0%. FT%: MSU 75.0%, UC 87.5%. Turnovers: MSU 16 (Peters 6), UC 14 (Clark 4). Blocked Shots: MSU 4 (Ado 3), UC 11 (Clark 5). Steals: MSU 9 (Ado 4), UC 5 (Clark, Broome 2). Officials: Doug Sirmons, Ted Valentine, Pat Adams. Attendance: 8,128.

Game 10 — Dec. 16, 2017

Mississippi State	92
UT Martin	61

Humphrey Coliseum • Starkville, MS

UT Martin

Player	FG	3FG	FT	RB	PF	PT	A	Min
Lewis	f 2-10	0-2	0-0	4	4	4	0	25
Parker	c 1-1	0-0	0-0	3	3	2	1	15
Butler	g 9-21	4-12	0-0	5	2	22	3	40
Bogan	g 4-7	2-4	0-0	5	4	10	3	30
Hewitt	g 0-1	0-1	0-0	2	0	0	0	9
Thompson	2-6	2-4	0-0	2	1	6	2	20
Fofana	0-2	0-0	0-0	2	1	0	1	11
Williams	2-5	0-2	0-0	0	2	4	1	18
Beaufort	2-6	1-3	1-2	2	1	6	0	13
Gill	2-6	0-0	3-4	3	3	7	2	19
TOTALS	24-65	9-28	4-6	29	21	61	13	200

Game 11 — Dec. 20, 2017

Mississippi State	64
Little Rock	48

Humphrey Coliseum • Starkville, MS

Little Rock

Player	FG	3FG	FT	RB	PF	PT	A	Min
O. Black	f 3-5	0-0	0-0	5	2	6	2	30
Hadzic	c 4-7	1-4	0-0	2	4	9	0	20
Jones	g 1-8	0-1	0-0	4	1	2	2	25
Lottie	g 1-4	0-1	2-2	5	1	4	1	29
A.Black	g 3-10	1-7	0-1	3	4	7	1	30
Pippins	3-8	1-3	0-1	1	4	7	0	21
Corcoran	1-1	1-1	0-0	0	0	3	0	7
Carson	0-0	0-0	0-0	0	0	0	0	1
Gilmore	0-1	0-0	0-0	0	0	0	0	2
Mompremier	0-3	0-1	0-0	0	2	0	0	14
Marcus	3-3	0-0	0-2	4	3	6	1	13
Brady	1-3	0-2	2-2	2	0	4	0	5
Bankston	0-1	0-0	0-2	3	0	0	0	3
TOTALS	20-54	4-20	4-10	35	21	48	7	200

Mississippi State

Player	FG	3FG	FT	RB	PF	PT	A	Min
Ado	f 2-3	0-0	2-4	13	2	6	1	28
Holman	f 3-8	0-2	4-8	5	1	10	1	20
N. W'spoon	g 3-9	2-5	0-0	4	2	8	1	23
Q. W'spoon	g 7-11	1-3	6-6	8	1	21	3	26
Carter	g 3-7	1-4	0-0	0	0	7	1	24
Peters	0-4	0-4	0-2	3	2	0	4	24
Wright	2-5	1-3	2-5	4	0	7	0	19
Stapleton	1-5	1-3	1-1	2	2	3	0	21
Storm	0-1	0-1	0-0	0	0	0	0	1
Singleton	0-0	0-0	0-1	0	0	0	0	1
Feazell	1-3	0-0	0-0	1	1	2	0	10
Herard	0-0	0-0	0-0	0	2	0	0	1
Datcher	0-0	0-0	0-0	1	2	0	0	2
TOTALS	22-56	5-25	15-27	40	15	64	11	200

Halftime: MSU 26, UALR 23. FG%: MSU 39.3%, UALR 37.0%. 3FG%: MSU 20.0%, UALR 20.0%. FT%: MSU 55.6%, UALR 40.0%. Turnovers: MSU 12 (Holman, Q. W'spoon 2). UALR 21 (Lottie 6). Blocked Shots: MSU 7 (Ado 3), UALR 0. Steals: MSU 11 (Four players with 2), UALR 5 (Marcus 2). Officials: Karl Hess, Mike Nance, Lamar Simpson. Attendance: 7,156.

Game 12 — Dec. 23, 2017

Mississippi State	70
Southern Miss	64

Mississippi Coliseum • Starkville, MS

Mississippi State

Player	FG	3FG	FT	RB	PF	PT	A	Min
Ado	f 3-4	0-0	2-5	5	4	8	3	27
Holman	c 3-5	1-1	3-4	6	0	10	0	24
N. W'spoon	g 2-4	1-2	5-7	3	2	10	0	29
Q. W'spoon	g 2-5	0-3	3-6	4	3	7	4	31
Carter	g 2-5	1-3	2-2	3	0	7	2	22
Peters	4-10	0-4	2-5	3	0	10	3	19
Wright	1-2	0-0	0-0	2	1	2	2	16
Stapleton	4-7	4-7	0-0	3	2	12	1	23
Datcher	2-2	0-0	0-0	3	2	4	0	9
TOTALS	23-44	7-20	17-29	35	14	70	15	200

Southern Miss

Player	FG	3FG	FT	RB	PF	PT	A	Min
Davis	f 2-3	1-1	2-2	4	2	7	1	20
MaGee	g 2-8	2-6	2-2	4	4	8	4	20
Edwards	g 9-17	3-6	1-2	7	2	22	0	38
Griffin	g 4-12	0-4	1-2	5	5	9	5	39
Holland	g 3-8	3-7	2-3	0	4	11	1	38
Richardson	0-4	0-1	0-0	1	1	0	4	23
Rowe	3-4	0-0	1-3	6	3	7	0	18
Hampton	0-1	0-1	0-0	2	20	9	0	4
TOTALS	23-57	9-26	9-14	30	21	64	15	200

Halftime: MSU 36, UUSM 27. FG%: MSU 52.3%, USM 40.4%. 3FG%: MSU 35.0%, USM 34.6%. FT%: MSU 58.6%, USM 64.3%. Turnovers: MSU 15 (Ado 5), USM 9 (Three players with 3). Blocked Shots: MSU 4 (Four players with 4), USM 1 (Rowe). Steals: MSU 3 (Three players with 1), USM 6 (Edwards 4). Officials: Tim Gattis, Orlandis Poole, Marques Pettigrew. Attendance: 4,028.

Game 13 — Dec. 30, 2017

Mississippi State	109
North Florida	81

Humphrey Coliseum • Starkville, MS

North Florida

Player	FG	3FG	FT	RB	PF	PT	A	Min
Horchler	f 2-8	0-3	0-0	3	3	4	1	26
Aminu	f 4-10	0-2	5-6	3	1	13	1	29
Escobar	g 5-10	4-7	0-0	1	2	14	0	23
Burkhardt	g 3-4	3-4	0-1	3	0	9	1	20
G.-Rosa	g 3-9	3-7	3-4	1	0	12	7	30
Lambright	0-3	0-2	0-0	0	0	0	0	4
Coffey II	1-3	1-1	0-0	0	2	3	0	17
Day	6-12	0-2	5-6	4	3	17	0	23
Haid	0-0	0-0	0-0	1	0	0	0	3
Driscoll	0-0	0-0	0-0	0	0	0	0	2
TOTALS	27-63	12-29	15-19	21	13	81	12	200

Mississippi State

Player	FG	3FG	FT	RB	PF	PT	A	Min
Ado	f 2-3	0-0	1-6	9	3	5	0	27
Holman	f 10-12	1-2	2-2	4	3	23	1	18
N. W'spoon	g 3-5	0-1	5-6	6	0	11	4	27
Q. W'spoon	g 7-10	2-3	2-2	6	3	18	6	27
Carter	g 4-6	1-2	2-2	3	0	11	1	24
Peters	1-4	0-2	0-0	2	3	2	4	15
Wright	3-7	0-2	0-0	2	3	2	4	15
Stapleton	6-10	3-5	1-1	2	2	16	3	18
Storm	0-0	0-0	0-0	1	0	0	0	2
Davis	0-2	0-0	0-0	0	0	0	1	2
Singleton	1-1	0-0	0-0	0	0	0	2	0
Feazell	4-7	0-1	1-1	3	2	9	0	7
Datcher	3-4	0-0	0-0	3	4	6	0	10
TOTALS	44-71	7-18	14-20	46	21	109	24	200

Halftime: MSU 47, UNF 43. FG%: MSU 62.0%, UNF 42.9%. 3FG%: MSU 38.9%, UNF 41.4%. FT%: MSU 70.0%, UNF 78.9%. Turnovers: MSU 14 (3 players with 3), UNF 14 (Gandia-Rosa 5). Blocked Shots: MSU 5 (Ado 2), UNF 3 (3 players with 1). Steals: MSU 7 (Stapleton 2), UNF 4 (Day 2). Officials: Bart Lenox, Mike Nance, Tim Pettis. Attendance: 7,764.

Game 14 — Jan. 2, 2018

Mississippi State	78
No. 22 Arkansas	75

Humphrey Coliseum • Starkville, MS

Arkansas

Player	FG	3FG	FT	RB	PF	PT	A	Min
Gafford	f 8-11	0-0	1-3	5	3	17	2	32
Thomas	f 0-2	0-0	0-0	5	2	0	4	18
Barford	g 4-15	0-6	3-4	7	4	11	5	38
Macon	g 9-12	9-7	1-3	5	2	24	2	37
Beard	g 4-7	1-2	0-0	1	2	9	3	29
Thompson	0-1	0-0	0-0	4	3	0	1	8
Bailey	5-7	0-0	0-2	6	5	10	0	18
Cook	1-3	0-0	0-0	0	2	2	0	4
Hall	1-2	0-0	0-0	3	1	2	0	6
Jones	0-2	0-0	0-0	1	2	0	0	10
TOTALS	32-62	6-15	5-12	39	26	75	17	200

Mississippi State

Player	FG	3FG	FT	RB	PF	PT	A	Min
Ado	f 3-3	0-0	2-9	9	2	8	0	34
Holman	f 1-8	0-4	2-2	5	2	4	0	20
N. W'spoon	g 7-10	1-3	7-10	4	1	22	2	33
Q. W'spoon	g 7-13	2-4	6-8	7	4	22	2	33
Carter	g 2-7	1-5	2-3	4	0	7	1	21
Peters	4-9	0-3	1-2	2	1	9	3	23
Wright	0-4	0-0	0-0	0	0	0	0	10
Stapleton	1-4	0-2	4-6	4	1	6	1	20
Datcher	0-1	0-0	0-0	1	0	0	0	6
TOTALS	25-59	4-21	24-40	39	11	78	9	200

Halftime: MSU 32, AR 28. FG%: MSU 42.4%, AR 51.6%. 3FG%: MSU 19.0%, AR 40.0%. FT%: MSU 60.0%, AR 41.7%. Turnovers: MSU 7 (Q. W'spoon 2), AR 13 (4 players with 2). Blocked Shots: MSU 8 (Ado 4), AR 3 (Thompson 2). Steals: MSU 8 (Q. W'spoon 3), AR 3 (Beard 2). Officials: Joe Lindsay, Orlandis Poole, Ron Groover. Attendance: 6,324.

Game 15 — Jan. 6, 2018

Ole Miss	64
Mississippi State	58

The Pavilion • Oxford, MS

Mississippi State

Player	FG	3FG	FT	RB	PF	PT	A	Min
Ado	f 2-5	0-0	1-2	4	4	5	0	17
Holman	f 3-6	2-4	1-2	5	0	9	3	22
N. W'spoon	g 3-10	0-3	3-6	2	3	9	0	32
Q. W'spoon	g 3-12	0-2	1-2	3	2	7	3	30
Carter	g 2-5	0-3	1-2	1	1	5	2	15
Peters	3-10	1-4	0-1	4	4	7	3	24
Wright	2-4	1-2	0-0	8	2	5	1	21
Stapleton	2-9	1-5	2-2	9	3	7	1	26
Feazell	0-0	0-0	0-0	0	0	0	0	1
Datcher	2-2	0-0	0-0	2	2	4	0	13

Ole Miss

Player	FG	3FG	FT	RB	PF	PT	A	Min
Hymon	f 0-3	0-0	0-0	5	4	0	0	17
Stevens	f 2-5	1-2	2-2	5	1	7	2	26
Shuler	g 4-8	1-5	1-2	1	1	10	1	24
Davis	g 1-13	0-8	0-2	5	0	2	0	21
Tyree	g 6-12	2-4	2-4	2	3	16	2	25
Burnett	6-10	3-4	6-8	5	2	21	3	32
Crawford	1-4	0-2	4-4	4	0	6	2	28
Olejniczak	1-3	0-0	0-0	5	3	2	0	14
Furmanavicius	0-4	0-3	0-0	2	0	0	0	13
TOTALS	21-62	7-28	15-22	41	14	64	10	200

Halftime: MSU 34, OM 28. FG%: MSU 34.9%, OM 33.9%. 3FG%: MSU 21.7%, OM 25.0%. FT%: MSU 52.9%, OM 68.2%. Turnovers: MSU 14 (Q. W'spoon 5), OM 7 (Tyree, Burnett 2). Blocked Shots: MSU 4 (Holman 2), OM 5 (Five players with 1). Steals: MSU 4 (4 players with 1), OM 6 (Shuler 3). Officials: Tony Greene, Owen Shortt, Jason Baker. Attendance: 8,664.

Game 16 — Jan. 10, 2018

Florida	71
Mississippi State	54

O'Connell Center • Gainesville, FL

Mississippi State

Mississippi State								
Player		FG	3FG	FT	RB	PF	PT	A Min
Ado	f	6-8	0-0	0-0	10	3	12	1 24
Holman	f	3-4	0-0	1-1	4	5	7	0 16
N. W'spoon	g	2-9	0-2	3-4	1	2	7	3 32
Q. W'spoon	g	6-13	4-8	0-0	5	2	16	3 36
Carter	g	1-6	0-2	0-0	0	1	2	0 25
Peters		1-6	1-3	0-0	0	1	3	0 25
Wright		2-6	0-1	1-2	4	1	5	1 23
Feazell		0-1	0-0	0-0	4	0	0	0 11
Datcher		1-2	0-0	0-0	2	2	2	0 9
TOTALS		22-55	5-16	5-7	31	17	54	9 201

Game 17 — Jan. 13, 2018

Auburn	76
Mississippi State	68

Humphrey Coliseum • Starkville, MS

Auburn Player	FG	3FG	FT	RB	PF	PT	A	Min
Mclemore f	0-1	0-0	0-0	1	1	0	0	12
Harper g	2-7	1-3	7-7	4	3	12	4	29
Brown g	6-13	5-8	6-8	2	2	23	1	33
Heron g	5-13	0-4	4-6	5	1	14	0	29
Murray g	3-10	1-3	7-8	9	3	14	0	26
Spencer	0-2	0-0	1-2	5	3	1	2	25
Okeke	1-4	0-0	0-1	5	2	2	0	17
Mitchell	1-4	0-0	0-0	3	3	2	1	18
Dunbar	3-6	2-3	0-0	3	1	8	0	11
TOTALS	21-60	9-21	25-32	39	19	76	8	200

Mississippi State Player	FG	3FG	FT	RB	PF	PT	A	Min
Ado f	4-5	0-0	2-4	11	3	10	0	31
Holman f	4-9	1-3	2-2	6	3	11	0	29
N. W'spoon g	3-10	0-3	4-6	3	4	10	3	28
Q. W'spoon g	5-13	2-7	2-2	4	4	14	3	33
Carter g	3-8	1-5	0-0	3	1	7	0	23
Peters	4-7	1-2	1-2	3	5	10	1	21
Wright	0-2	0-0	0-0	1	1	0	2	8
Stapleton	0-4	0-3	4-6	5	2	4	0	19
Datcher	1-1	0-0	0-0	1	1	2	1	8
TOTALS	24-59	5-23	15-22	42	24	68	10	200

Halftime: MSU 35, AU 24. FG%: MSU 40.7%, AU 35.0%. 3FG%: MSU 21.7%, AU 42.9%. FT%: MSU 68.2%, AU 78.1%. Turnovers: MSU 12 (Peter 4), AU 7 (Harper, Heron 2). Blocked Shots: MSU 8 (Ado, Holman 2), AU 3 (Three players with 1). Steals: MSU 3 (Ado 2), AU 7 (Murray 3). Officials: Pat Adams, Joe Lindsay, Wil Howard. Attendance: 8,443.

Game 18 — Jan. 16, 2018

Mississippi State	80
Vanderbilt	62

Humphrey Coliseum • Starkville, MS

Vanderbilt Player	FG	3FG	FT	RB	PF	PT	A	Min
Roberson f	5-10	0-4	0-1	2	4	10	2	26
Baptiste c	1-3	0-0	0-0	2	2	2	0	12
Lee g	2-6	0-3	2-2	5	1	6	4	28
Willis g	3-8	2-6	0-0	0	0	8	0	26
Lachance g	2-4	1-3	0-0	7	3	5	4	25
Toye	1-2	1-2	0-0	1	1	3	1	20
Austin	2-2	0-0	0-0	1	1	4	2	16
Evans	1-2	0-0	0-0	2	0	2	0	5
Brown	3-7	0-2	2-2	2	2	8	1	20
Obinna	6-9	0-0	2-4	4	1	14	0	22
TOTALS	26-53	4-20	6-9	29	15	62	14	200

Mississippi State Player	FG	3FG	FT	RB	PF	PT	A	Min
Ado f	4-7	0-0	1-4	6	4	9	1	14
Holman f	7-10	2-3	2-2	14	1	18	2	26
N. W'spoon g	1-7	0-3	0-0	3	1	2	4	21
Q. W'spoon g	8-12	1-3	2-3	4	2	19	4	28
Carter g	3-8	2-4	1-1	5	2	9	2	30
Peters	3-8	1-3	3-4	1	0	10	5	22
Wright	2-3	0-0	1-1	1	1	5	2	21
Stapleton	3-9	2-4	0-0	0	0	8	0	24
Feazell	0-0	0-0	0-0	0	0	0	0	6
Datcher	0-0	0-0	0-0	1	0	0	0	8
TOTALS	31-64	8-20	10-15	37	11	80	20	200

Halftime: MSU 37, VU 25. FG%: MSU 48.4%, VU 49.1%. 3FG%: MSU 40.0%, VU 20.0%. FT%: MSU 66.7%, VU 66.7%. Turnovers: MSU 4 (Q. W'spoon 2), VU 10 (Roberson, Lee 2). Blocked Shots: MSU 5 (Holman 2), VU 3 (Brown 2). Steals: MSU 8 (Peters 3), VU 2 (Willis, Austin 1). Officials: Doug Shows, Orlandis Poole, Terry Oglesby. Attendance: 6,633.

Game 19 — Jan. 20, 2018

Alabama	68
Mississippi State	62

Coleman Coliseum • Tuscaloosa, AL

Mississippi State Player	FG	3FG	FT	RB	PF	PT	A	Min
Ado f	5-8	0-0	1-1	4	4	11	0	20
Holman f	3-5	1-1	4-5	10	3	11	0	28
N. W'spoon g	2-9	1-4	2-2	1	2	7	1	25
Q. W'spoon g	4-9	0-3	4-4	9	2	12	2	31
Carter g	1-5	1-4	0-0	0	1	3	0	23
Peters	6-15	4-10	1-2	1	3	17	2	28
Wright	0-1	0-0	0-0	2	2	0	0	12
Feazell	0-2	0-1	0-0	1	1	0	0	13
Datcher	0-2	0-0	1-2	5	2	1	0	20
TOTALS	21-56	7-23	13-16	38	20	62	5	200

Alabama Player	FG	3FG	FT	RB	PF	PT	A	Min
Key f	6-13	2-4	2-3	5	1	16	4	28
Giddens c	5-7	0-0	3-6	4	4	13	1	22
Jones g	3-8	0-1	0-0	5	1	6	0	30
Ingram g	0-2	0-0	7-10	8	4	7	6	29
Petty g	3-11	2-7	1-2	4	2	9	4	35
Hall	4-8	0-0	0-2	5	1	8	1	19
Reese	1-4	0-2	0-0	2	0	2	0	12
Johnson Jr.	2-3	1-2	0-0	1	1	5	0	16
Smith	1-4	0-0	0-0	3	3	2	0	9
TOTALS	25-60	5-16	13-23	40	17	68	16	200

Halftime: MSU 22, UA 41. FG%: MSU 37.5%, UA 41.7%. 3FG%: MSU 30.4%, UA 31.3%. FT%: MSU 81.3%, UA 56.5%. Turnovers: MSU 16 (Q. W'spoon 5), UA 11 (Ingram 3). Blocked Shots: MSU 1 (Ado 1), UA 6 (Giddens 3). Steals: 7 (Peters 3), UA 7 (Key 3). Officials: Tony Henderson, Owen Shortt, Gerald Williams. Attendance: 15,383.

Game 20 — Jan. 23, 2018

Kentucky	78
Mississippi State	65

Rupp Arena • Lexington, KY

Mississippi State Player	FG	3FG	FT	RB	PF	PT	A	Min
Ado f	0-4	0-0	2-3	5	1	2	0	31
Holman f	3-6	0-3	0-0	6	4	6	0	21
N. W'spoon g	4-8	1-3	1-2	4	2	10	0	22
Peters g	4-11	1-5	0-0	0	3	9	5	33
Q. W'spoon g	8-16	1-5	2-2	9	3	19	6	31
Wright	1-2	0-1	2-2	1	1	4	1	11
Stapleton	3-6	0-2	0-0	2	5	6	2	21
Feazell	0-0	0-0	0-0	0	0	0	0	3
Carter	2-11	2-10	1-1	1	2	7	2	21
Datcher	1-3	0-0	0-0	1	2	2	0	6
TOTALS	26-67	5-29	8-10	31	23	65	16	200

Kentucky Player	FG	3FG	FT	RB	PF	PT	A	Min
Richards f	0-1	0-0	0-0	1	0	0	0	11
Knox f	5-6	4-4	5-6	6	1	19	1	36
Washington f	6-10	0-2	10-14	6	2	22	2	31
Diallo g	3-8	0-2	0-1	7	2	6	2	27
Alexander g	6-15	0-3	4-4	4	1	16	6	35
Green	0-2	0-1	4-4	0	1	4	0	20
Killeya - Jones	1-3	0-0	0-1	3	0	2	0	10
Vanderbilt	1-7	0-0	0-0	7	2	2	0	11
Gabriel	3-6	1-2	0-0	6	4	7	0	19
TOTALS	25-58	5-14	23-30	41	13	78	11	200

Halftime: MSU 36, UK 38. FG%: MSU 38.8%, UK 43.1%. 3FG%: MSU 17.2%, UK 35.7%. FT%: MSU 80.0%, UK 76.7%. Turnovers: MSU 11 (Five players with 2), UK 11 (Knox 4). Blocked Shots: 4 (Holman 3), UK 5 (Washington, Diallo 2). Steals: MSU 5 (Carter 2), UK 7 (Washington 3). Officials: Pat Adams, Karl Hess, Vladimir Voyard-Tadal. Attendance: 20,609.

Game 21 — Jan. 27, 2018

Mississippi State	74
Missouri	62

Humphrey Coliseum • Starkville, MS

Missouri Player	FG	3FG	FT	RB	PF	PT	A	Min
Porter f	3-6	0-3	0-0	4	4	6	0	22
Barnett f	2-10	1-5	0-0	4	2	5	0	35
Tilmon f	3-7	0-0	0-0	5	2	6	0	24
Robertson g	8-14	3-7	1-2	2	3	20	4	38
Geist g	2-8	0-4	1-2	7	2	5	4	28
Rau	0-0	0-0	0-0	0	0	0	0	2
Nikko	1-1	0-0	1-2	1	2	3	1	8
Puryear	3-7	0-1	1-2	5	2	7	0	24
VanLeer	4-4	2-2	0-0	2	3	10	2	19
TOTALS	26-57	6-22	4-8	34	20	62	11	200

Mississippi State Player	FG	3FG	FT	RB	PF	PT	A	Min
Ado f	5-6	0-0	2-2	7	1	12	0	32
Holman f	4-6	1-2	0-1	3	2	9	0	26
N. W'spoon g	5-13	1-3	1-2	4	1	12	3	32
Peters g	2-4	0-2	0-0	2	3	4	9	26
Q. W'spoon g	7-9	2-4	4-5	6	1	20	4	34
Wright	2-3	0-0	0-0	0	1	4	0	9
Stapleton	1-4	1-2	0-0	0	0	3	0	16
Carter	3-8	1-3	3-4	2	0	10	1	21
Datcher	0-0	0-0	0-0	1	2	0	0	4
TOTALS	29-53	6-16	10-14	27	11	74	17	200

Halftime: MSU 31, MIZ 31. FG%: MSU 54.7%, MIZ 45.6%. 3FG%: MSU 37.5%, MIZ 27.3%. FT%: MSU 71.4%, MIZ 50.0%. Turnovers: MSU 15 (Three players with 3), MIZ 19 (Porter, Tilmon 4). Blocked Shots: MSU 7 (Stapleton 3), MIZ 3 (Tilmon 2). Steals: MSU 10 (Q. W'spoon 3), MIZ 4 (Barnett 2). Officials: Anthony Jordan, Brian Shay, Rob Rorke. Attendance: 7,169.

Game 22 — Jan. 31, 2018

Mississippi State	81
South Carolina	76

Colonial Life Arena • Columbia, SC

Mississippi State Player	FG	3FG	FT	RB	PF	PT	A	Min
Ado f	6-9	0-0	4-5	9	5	16	0	29
Holman f	2-3	0-1	2-2	5	2	6	0	19
N. W'spoon g	7-13	1-3	2-2	1	1	17	3	33
Peters g	1-6	0-3	0-0	1	3	2	3	27
Q. W'spoon g	6-12	2-6	4-4	5	4	18	3	30
Wright	2-3	1-1	0-0	1	1	5	2	10
Stapleton	3-6	1-3	2-2	2	4	9	0	25
Feazell	0-0	0-0	0-0	0	1	0	0	3
Carter	3-6	2-2	0-0	3	0	8	1	21
Datcher	0-0	0-0	0-0	1	3	0	0	3
TOTALS	30-58	7-19	14-15	32	24	81	12	200

South Carolina Player	FG	3FG	FT	RB	PF	PT	A	Min
Kotsar f	3-8	0-2	2-4	4	2	8	1	31
Silva f	4-7	0-0	10-13	6	3	18	2	27
Booker g	8-12	5-8	4-5	3	2	25	0	34
Myers g	3-7	0-1	2-2	4	3	8	1	21
Hinson g	1-8	0-2	0-0	3	1	2	1	13
Beatty	2-7	1-5	1-1	6	2	6	0	23
Gravett	1-3	0-1	2-2	3	0	4	7	24
Gueye	0-0	0-0	0-0	0	0	0	0	4
Haase	2-8	1-5	0-0	2	1	5	1	23
TOTALS	24-60	7-24	21-27	33	14	76	13	200

Game 23 — Feb. 3, 2018

Mississippi State	72
Georgia	57

Humphrey Coliseum • Starkville, MS

Georgia		FG	3FG	FT	RB	PF	PT	A	Min
Player									
Maten	f	5-12	0-2	3-6	7	1	13	1	37
Parker	f	1-6	1-3	0-0	2	3	3	0	31
Ogbeide	f	1-2	0-0	1-2	0	2	3	0	10
Jackson II	g	2-9	1-4	0-0	1	1	5	7	36
Crump	g	4-9	3-7	2-4	2	1	13	2	31
Diatla		4-4	4-4	0-0	1	5	12	1	18
Wilridge		0-0	0-0	0-0	0	0	0	0	0+
Hammonds		0-1	0-1	0-0	0	0	0	0	4
Edwards		1-3	0-0	0-0	0	0	2	0	12
Claxton		2-3	0-0	2-2	5	3	6	1	21
TOTALS		20-49	9-21	8-14	20	17	57	12	200

Mississippi State		FG	3FG	FT	RB	PF	PT	A	Min
Player									
Ado	f	3-3	0-0	1-2	6	2	7	1	33
Holman	f	4-8	1-5	3-4	8	2	12	0	28
N. W'spoon	g	7-9	0-1	0-0	4	2	14	1	26
Peters	g	9-17	2-8	0-0	1	2	20	2	32
Q. W'spoon	g	3-7	1-4	7-8	8	2	14	1	30
Wright		0-0	0-0	0-0	1	1	0	1	13
Stapleton		0-2	0-0	2-2	1	3	2	0	12
Feazell		0-1	0-1	0-0	0	0	0	0	1
Carter		1-5	1-3	0-0	1	2	3	1	19
Datcher		0-1	0-0	0-0	3	1	0	0	6
TOTALS		27-53	5-22	13-16	37	17	72	7	200

Halftime: MSU 37, UGA 21. FG%: MSU 50.9%, UGA 40.8%. 3FG%: MSU 22.7%, UGA 42.9%. FT%: MSU 81.3%, UGA 57.1%. Turnovers: MSU 12 (Ado, Peters 4). UGA 12 (4 players with 2). Blocked Shots: MSU 2 (Ado 2), UGA 4 (Claxton 2). Steals: MSU 8 (Peters 4), UGA 1 (Maten 1). Officials: Byron Jarrett, Patrick Evans, Bart Lenox. Attendance: 7,775.

Game 24 — Feb. 6, 2018

Mississippi State	67
Alabama	63

Humphrey Coliseum • Starkville, MS

Alabama		FG	3FG	FT	RB	PF	PT	A	Min
Player									
Hall	f	2-3	0-0	4-6	6	2	8	0	25
Giddens	f	4-5	0-0	3-3	2	5	11	0	15
Sexton	g	5-16	0-7	8-10	5	2	18	3	34
Ingram	g	0-1	0-0	0-0	1	2	0	0	12
Petty	g	1-8	1-7	2-2	4	1	5	0	31
Reese		0-0	0-0	0-0	0	0	0	0	1
Johnson		2-3	1-2	4-5	2	3	9	0	15
Jones		0-2	0-1	1-2	1	3	1	0	28
Key		4-11	1-5	2-2	6	3	11	1	31
Smith		0-0	0-0	0-0	2	2	0	0	8
TOTALS		18-49	3-22	24-30	29	23	63	4	200

Mississippi State		FG	3FG	FT	RB	PF	PT	A	Min
Player									
Ado	f	2-3	0-0	4-6	5	4	8	0	26
Holman	f	2-7	0-2	3-4	7	3	7	1	28
N. W'spoon	g	8-14	0-4	2-3	3	3	18	1	27
Peters	g	2-8	0-4	2-4	4	3	6	4	32
Q. W'spoon	g	4-8	1-3	4-9	5	1	13	3	34
Wright		0-0	0-0	2-2	2	1	2	0	8
Stapleton		3-7	0-3	0-0	4	4	6	1	24
Carter		3-5	1-3	0-0	1	1	7	0	19
Datcher		0-0	0-0	0-0	0	2	0	0	2
TOTALS		24-52	2-19	17-28	36	22	67	10	200

Halftime: MSU 30, UA 28. FG%: MSU 46.2%, UA 36.7%. 3FG%: MSU 10.5%, UA 13.6%. FT%: MSU 60.7%, UA 80.0%. Turnovers: MSU 10 (Peters 4). UA 13 (Ingram 4). Blocked Shots: MSU 7 (Ado, Holman 3), UA 5 (Hall 3). Steals: MSU 4 (Q. W'spoon), UA 4 (Hall 3). Officials: Tony Green, Ted Valentine, Darron George. Attendance: 7,095.

Game 25 — Feb. 10, 2018

Missouri	89
Mississippi State	85

Mizzou Arena • Columbia, MO

Mississippi State		FG	3FG	FT	RB	PF	PT	A	Min
Player									
N. W'spoon	g	5-9	2-4	3-4	3	3	15	2	36
Peters	g	9-16	2-6	2-3	3	5	22	7	35
Q. W'spoon	g	5-13	2-6	1-2	7	4	13	0	37
Ado	f	4-7	0-0	3-6	7	3	11	0	36
Holman	f	5-11	2-5	2-2	8	2	14	1	29
Wright		1-1	1-1	0-0	1	1	3	1	8
Stapleton		2-7	2-6	1-1	4	5	7	0	18
Carter		0-4	0-3	0-0	1	2	0	1	22
Datcher		0-1	0-0	0-0	0	1	0	0	4
TOTALS		31-69	11-31	12-18	35	26	85	12	225

Missouri		FG	3FG	FT	RB	PF	PT	A	Min
Player									
Robertson	g	6-13	5-11	5-6	5	0	22	3	44
Barnett	f	4-12	1-5	6-7	8	1	15	2	43
Tilmon	f	4-6	0-0	0-0	3	4	8	1	22
Puryear	f	6-11	1-2	0-1	5	2	13	3	32
Vanleer	g	1-2	0-1	0-0	2	1	2	2	16
Porter		2-5	1-1	5-6	0	5	10	1	21
Nikko		0-1	0-0	2-2	0	2	2	1	9
Geist		4-6	4-6	5-6	6	3	17	2	38
TOTALS		27-56	12-26	23-28	33	18	89	15	225

Halftime: MSU 33, MIZ 42. FG%: MSU 44.9%, MIZ 48.2%. 3FG%: MSU 35.5%, MIZ 46.2%. FT%: MSU 66.7%, MIZ 82.1%. Turnovers: MSU 11 (Peters 4). MIZ 12 (Porter 4). Blocked Shots: MSU 3 (Three players with 1), MIZ 3 (Three players with 1). Steals: MSU 8 (Peters 4), MIZ 6 (Geist 4). Officials: Mike Nance, Peter Juzenas, Mark Ellard. Attendance: 15,061.

Game 26 — Feb. 14, 2018

Vanderbilt	81
Mississippi State	80

Memorial Gymnasium • Nashville

Mississippi State		FG	3FG	FT	RB	PF	PT	A	Min
Player									
Ado	f	6-8	0-0	3-4	7	4	15	2	28
Holman	f	5-8	0-2	1-2	2	1	11	0	23
N. W'spoon	g	4-5	0-0	2-2	1	2	10	1	23
Peters	g	1-8	0-1	1-1	2	0	3	8	33
Q. W'spoon	g	4-6	1-2	0-0	2	2	9	3	32
Wright		1-2	0-0	0-0	2	1	2	2	9
Stapleton		6-8	5-5	1-2	1	3	18	2	25
Feazell		0-0	0-0	0-0	0	0	0	0	0+
Carter		4-9	4-7	0-0	0	1	0	0	24
Datcher		0-1	0-0	0-0	0	1	0	0	3
TOTALS		31-53	10-17	8-11	23	14	80	18	200

Vanderbilt		FG	3FG	FT	RB	PF	PT	A	Min
Player									
Roberson	f	6-11	3-6	7-12	11	2	22	2	36
Obinna	c	1-3	0-0	0-0	0	0	2	0	9
Lee	g	2-2	0-0	0-0	0	2	4	0	14
Evans	g	0-0	0-0	0-0	0	0	0	0	5
Lachance	g	6-14	3-7	1-1	3	1	16	8	37
Willis		5-9	5-9	0-0	2	2	15	2	29
Toye		6-10	3-3	1-2	6	3	16	4	31
Austin Jr.		0-1	0-0	0-0	1	0	0	0	4
Baptiste		1-2	0-0	2-2	2	2	4	0	12
Brown		1-4	0-2	0-0	3	1	2	0	23
TOTALS		28-56	14-27	11-17	31	13	81	16	200

Halftime: MSU 31, VU 40. FG%: MSU 58.5%, VU 50.0%. 3FG%: MSU 58.8%, VU 51.9%. FT%: MSU 72.7%, VU 64.7%. Turnovers: MSU 10 (Peters, Q. W'spoon 3). VU 10 (Lachance 3). Blocked Shots: MSU 5 (Holman 3), VU 5 (Roberson 2). Steals: MSU 4 (Ado 2), VU 5 (Lachance 2). Officials: Olandis Poole, Keith Kimble, Vladimir Voyard-Tadal. Attendance: 8,592.

Game 27 — Feb. 17, 2018

Mississippi State	79
Ole Miss	62

Humphrey Coliseum • Starkville, MS

Ole Miss		FG	3FG	FT	RB	PF	PT	A	Min
Player									
Hymon	f	2-2	0-0	1-2	3	3	5	0	22
Stevens	f	5-11	1-3	0-0	4	4	11	1	28
Davis	g	2-10	1-5	1-1	2	1	6	3	23
Tyree	g	6-9	2-4	1-2	1	1	15	2	32
Crawford	g	3-5	1-3	0-0	9	1	7	0	34
Shuler		1-4	0-2	0-0	2	0	2	0	12
Burnett		3-8	1-4	6-6	0	1	13	2	27
Olejniczak		0-2	0-0	0-0	0	1	0	0	4
Furmanavicius		1-5	1-2	0-0	5	2	3	1	18
TOTALS		23-56	7-23	9-11	31	14	62	9	200

Mississippi State		FG	3FG	FT	RB	PF	PT	A	Min
Player									
Ado	f	2-4	0-0	1-3	4	4	5	0	22
Holman	f	1-2	0-1	2-2	1	0	4	3	9
N. W'spoon	g	7-7	1-1	0-0	3	3	15	2	27
Peters	g	3-7	2-5	0-0	4	3	8	7	29
Q. W'spoon	g	6-13	3-6	1-2	10	2	16	2	35
Wright		0-1	0-0	0-0	1	0	0	1	10
Stapleton		4-8	2-3	0-0	0	1	10	0	24
Clayton		0-0	0-0	0-0	0	0	0	0	1
Davis		0-0	0-0	0-0	0	0	0	0	1
Gray		0-0	0-0	0-0	0	0	0	0	1
Feazell		1-1	0-0	0-0	1	0	2	0	2
Carter		5-10	4-7	1-2	2	0	15	2	24
Datcher		2-2	0-0	0-2	3	3	4	0	15
TOTALS		31-55	12-23	5-11	30	16	79	17	200

Halftime: MSU 44, OM 23. FG%: MSU 56.4%, OM 41.1%. 3FG%: MSU 52.2%, OM 30.4%. FT%: MSU 45.5%, OM 81.8%. Turnovers: MSU 11 (Peters 4). OM 14 (Tyree 4). Blocked Shots: MSU 4 (Holman 2), OM 2 (Tyree, Olejniczak 1). Steals: MSU 6 (Peters 3), OM 4 (Davis 2). Officials: Doug Shows, Jason Baker, Gerald Williams. Attendance: 9,002.

Game 28 — Feb. 20, 2018

Mississippi State	93
Texas A&M	81

Reed Arena • College Station, Texas

Mississippi State									
Player		FG	3FG	FT	RB	PF	PT	A	Min
N. W'spoon	g	2-8	0-2	2-2	6	0	6	4	33
Peters	g	5-10	3-7	2-4	7	2	15	7	31
Q. W'spoon	g	5-15	0-1	7-8	6	1	17	5	33
Ado	f	8-11	0-0	3-5	9	4	19	0	32
Holman	f	4-5	2-2	3-3	5	4	13	0	19
Wright		1-1	0-0	1-1	1	2	3	0	7
Stapleton		3-11	2-5	0-0	3	3	8	1	22
Feazzell		0-1	0-1	0-0	1	0	0	0	3
Carter		2-5	1-4	5-6	1	3	10	2	17
Datcher		1-1	0-0	0-0	1	0	2	0	3
TOTALS		31-68	8-22	23-29	44	19	93	19	200

2017-18 Mississippi State Stats
Mississippi State Combined Team Statistics (as of Feb 20, 2018)
All games

Overall record: 20-8 Conf: 8-7 Home: 17-1 Away: 2-7 Neutral: 1-0

#	Player	gp-gs	min	avg	Total		3-Point		F-Throw		Rebounds				pf	dq	a	to	blk	stl	pts	avg
					fg-fga	fg%	3fg-fga	3fg%	ft-fa	ft%	off	def	tot	avg								
11	Q Weatherspoon	28-28	866	30.9	147-295	.498	35-107	.327	85-113	.752	47	121	168	6.0	64	0	104	66	11	40	414	14.8
00	Nick Weatherspoon	28-28	799	28.5	117-244	.480	22-75	.293	57-81	.704	6	78	84	3.0	48	0	61	26	5	28	313	11.2
35	Aric Holman	28-27	625	22.3	114-192	.594	30-68	.441	54-75	.720	57	127	184	6.6	52	1	18	34	41	11	312	11.1
23	Tyson Carter	28-16	660	23.6	87-214	.407	44-134	.328	34-41	.829	6	50	56	2.0	24	0	41	28	1	20	252	9.0
01	Lamar Peters	25-12	644	25.8	83-230	.361	27-121	.223	24-41	.585	8	51	59	2.4	54	2	104	65	7	37	217	8.7
24	Abdul Ado	27-27	704	26.1	90-137	.657	0-0	.000	46-89	.517	79	107	186	6.9	75	2	10	60	53	24	226	8.4
03	Xavian Stapleton	23-1	441	19.2	57-146	.390	25-71	.352	20-25	.800	14	40	54	2.3	54	2	14	20	6	17	159	6.9
02	Eli Wright	25-0	377	15.1	32-84	.381	6-26	.231	12-18	.667	23	38	61	2.4	29	0	26	16	6	4	82	3.3
13	Nick Singleton	7-0	23	3.3	9-13	.692	4-7	.571	0-1	.000	2	3	5	0.7	0	0	1	2	0	0	22	3.1
45	E.J. Datcher	26-1	223	8.6	24-40	.600	0-0	.000	17-22	.773	16	33	49	1.9	41	1	4	12	8	3	65	2.5
22	KeyShawn Feazell	20-0	121	6.1	15-31	.484	1-7	.143	1-4	.250	8	21	29	1.5	10	0	1	9	2	2	32	1.6
34	Schnider Herard	11-0	88	8.0	4-15	.267	0-0	.000	3-7	.429	11	12	23	2.1	12	0	0	11	8	0	11	1.0
15	T.J. Gray	4-0	10	2.5	1-3	.333	1-3	.333	0-0	.000	0	0	0	0.0	3	0	0	1	0	0	3	0.8
12	Drew Davis	7-0	16	2.3	1-9	.111	0-4	.000	1-2	.500	0	2	2	0.3	1	0	2	2	0	0	3	0.4
05	Mitchell Storm	7-0	19	2.7	0-4	.000	0-2	.000	0-0	.000	2	4	6	0.9	1	0	0	1	0	0	0	0.0
10	Tate Clayton	4-0	9	2.3	0-0	.000	0-0	.000	0-0	.000	0	0	0	0.0	0	0	0	0	0	0	0	0.0
Team											33	47	80	11								
Total.....		28	5625		781-1657	.471	195-625	.312	354-519	.682	312	734	1046	37.4	468	8	386	364	148	186	2111	75.4
Opponents.....		28	5625		668-1631	.410	211-644	.328	332-483	.687	302	642	944	33.7	469	-	322	386	88	141	1879	67.1

TEAM STATISTICS	MS	OPP	Date	Opponent	Score	Att.
SCORING	2111	1879	11-10-17	ALABAMA STATE	w 96-68	6811
Points per game	75.4	67.1	11-18-17	FLORIDA A&M	w 79-48	6132
Scoring margin	+8.3	-	11-20-17	GREEN BAY	w 77-68	6359
FIELD GOALS-ATT	781-1657	668-1631	11-22-17	STEPHEN F. AUSTIN	w 80-75	7687
Field goal pct	.471	.410	11-26-17	JACKSONVILLE STATE	w 59-56	6034
3 POINT FG-ATT	195-625	211-644	11-30-17	NORTH DAKOTA STATE	w 83-59	5831
3-point FG pct	.312	.328	12-03-17	DAYTON	w 61-59	7539
3-pt FG made per game	7.0	7.5	12-09-17	NORTH GEORGIA	w 95-62	6613
FREE THROWS-ATT	354-519	332-483	12-12-17	at Cincinnati	L 50-65	8128
Free throw pct	.682	.687	12-16-17	UT MARTIN	w 92-61	6709
F-Throws made per game	12.6	11.9	12-20-17	LITTLE ROCK	w 64-48	7156
REBOUNDS	1046	944	12-23-17	vs Southern Miss	w 70-64	4028
Rebounds per game	37.4	33.7	12-30-17	NORTH FLORIDA	w 109-81	7764
Rebounding margin	+3.6	-	* 01-02-18	ARKANSAS	w 78-75	6324
ASSISTS	386	322	* 01-06-18	at Ole Miss	L 58-64	8664
Assists per game	13.8	11.5	* 01-10-18	at Florida	L 54-71	9917
TURNOVERS	364	386	* 01-13-18	AUBURN	L 68-76	8443
Turnovers per game	13.0	13.8	* 01-16-18	VANDERBILT	w 80-62	6633
Turnover margin	+0.8	-	* 01-20-18	at Alabama	L 62-68	15383
Assist/turnover ratio	1.1	0.8	* 01-23-18	at Kentucky	L 65-78	20609
STEALS	186	141	* 01-27-18	MISSOURI	w 74-62	7169
Steals per game	6.6	5.0	* 01-31-18	at South Carolina	w 81-76	11042
BLOCKS	148	88	* 02-03-18	GEORGIA	w 72-57	7775
Blocks per game	5.3	3.1	* 02-06-18	ALABAMA	w 67-63	7095
ATTENDANCE	127076	110038	* 2-10-18	at Mizzou	Lot 85-89	15061
Home games-Avg/Game	18-7060	9-11779	* 02-14-18	at Vanderbilt	L 80-81	8592
Neutral site-Avg/Game	-	1-4028	* 02-17-18	OLE MISS	w 79-62	9002
			* 02/20/18	at Texas A&M	w 93-81	8614

* - Conference game

Score by Periods	1st	2nd	OT	Totals
Mississippi State	981	1124	6	2111
Opponents	857	1012	10	1879

2017-18 Mississippi State Stats
Mississippi State Combined Team Statistics (as of Feb 20, 2018)
Conference games only

RECORD:	OVERALL	HOME	AWAY	NEUTRAL
ALL GAMES	8-7	6-1	2-6	0-0
CONFERENCE	8-7	6-1	2-6	0-0
NON-CONFERENCE	0-0	0-0	0-0	0-0

#	Player	gp-gs	min	avg	Total		3-Point		F-Throw		Rebounds				pf	dq	a	to	blk	stl	pts	avg
					fg-fga	fg%	3fg-fga	3fg%	ft-fga	ft%	off	def	tot	avg								
11	Q Weatherspoon	15-15	487	32.5	81-171	.474	22-64	.344	45-59	.763	31	59	90	6.0	36	0	44	38	5	20	229	15.3
00	Nick Weatherspoon	15-15	430	28.7	67-141	.475	8-39	.205	32-45	.711	3	41	44	2.9	30	0	30	8	2	12	174	11.6
24	Abdul Ado	15-15	409	27.3	60-89	.674	0-0	.000	30-56	.536	50	53	103	6.9	48	1	5	24	25	8	150	10.0
01	Lamar Peters	15-9	420	28.0	57-142	.401	18-66	.273	13-23	.565	6	29	35	2.3	38	2	67	39	2	24	145	9.7
35	Aric Holman	15-15	343	22.9	51-98	.520	12-38	.316	28-34	.824	19	70	89	5.9	34	1	10	18	24	5	142	9.5
03	Xavian Stapleton	13-0	276	21.2	31-85	.365	16-43	.372	16-21	.762	7	28	35	2.7	34	2	8	11	4	6	94	7.2
23	Tyson Carter	15-6	325	21.7	35-102	.343	21-65	.323	14-19	.737	2	25	27	1.8	16	0	15	8	1	10	105	7.0
02	Eli Wright	15-0	180	12.0	14-33	.424	3-6	.500	7-8	.875	8	18	26	1.7	16	0	14	9	3	3	38	2.5
45	E.J. Datcher	15-0	110	7.3	8-17	.471	0-0	.000	1-4	.250	11	11	22	1.5	22	0	1	6	4	3	17	1.1
22	KeyShawn Feazell	10-0	42	4.2	1-6	.167	0-3	.000	0-0	.000	3	4	7	0.7	2	0	0	3	0	0	2	0.2
12	Drew Davis	1-0	1	1.0	0-0	.000	0-0	.000	0-0	.000	0	0	0	0.0	0	0	0	0	0	0	0	0.0
10	Tate Clayton	1-0	1	1.0	0-0	.000	0-0	.000	0-0	.000	0	0	0	0.0	0	0	0	0	0	0	0	0.0
15	T.J. Gray	1-0	1	1.0	0-0	.000	0-0	.000	0-0	.000	0	0	0	0.0	0	0	0	0	0	0	0	0.0
Team											21	28	49					8				
Total.....		15	3025		405-884	.458	100-324	.309	186-269	.691	161	366	527	35.1	276	6	194	172	70	91	1096	73.1
Opponents.....		15	3025		371-855	.434	108-319	.339	215-307	.700	157	352	509	33.9	251	-	182	176	61	69	1065	71.0

TEAM STATISTICS	MS	OPP	Date	Opponent	Score	Att.
SCORING	1096	1065	* 01-02-18	ARKANSAS	W 78-75	6324
Points per game	73.1	71.0	* 01-06-18	at Ole Miss	L 58-64	8664
Scoring margin	+2.1	-	* 01-10-18	at Florida	L 54-71	9917
FIELD GOALS-ATT	405-884	371-855	* 01-13-18	AUBURN	L 68-76	8443
Field goal pct	.458	.434	* 01-16-18	VANDERBILT	W 80-62	6633
3 POINT FG-ATT	100-324	108-319	* 01-20-18	at Alabama	L 62-68	15383
3-point FG pct	.309	.339	* 01-23-18	at Kentucky	L 65-78	20609
3-pt FG made per game	6.7	7.2	* 01-27-18	MISSOURI	W 74-62	7169
FREE THROWS-ATT	186-269	215-307	* 01-31-18	at South Carolina	W 81-76	11042
Free throw pct	.691	.700	* 02-03-18	GEORGIA	W 72-57	7775
F-Throws made per game	12.4	14.3	* 02-06-18	ALABAMA	W 67-63	7095
REBOUNDS	527	509	* 2-10-18	at Mizzou	Lot 85-89	15061
Rebounds per game	35.1	33.9	* 02-14-18	at Vanderbilt	L 80-81	8592
Rebounding margin	+1.2	-	* 02-17-18	OLE MISS	W 79-62	9002
ASSISTS	194	182	* 02/20/18	at Texas A&M	W 93-81	8614
Assists per game	12.9	12.1	* - Conference game			
TURNOVERS	172	176				
Turnovers per game	11.5	11.7				
Turnover margin	+0.3	-				
Assist/turnover ratio	1.1	1.0				
STEALS	91	69				
Steals per game	6.1	4.6				
BLOCKS	70	61				
Blocks per game	4.7	4.1				
ATTENDANCE	52441	97882				
Home games-Avg/Game	7-7492	8-12235				
Neutral site-Avg/Game	-	0-0				

Score by Periods	1st	2nd	OT	Totals
Mississippi State	508	582	6	1096
Opponents	477	578	10	1065

2017-18 Mississippi State Stats
Mississippi State Season Schedule/Results & Leaders (as of Feb 21, 2018)
All games -- Last 3 minutes

RECORD:	OVERALL	HOME	AWAY	NEUTRAL
ALL GAMES	20-8	17-1	2-7	1-0
CONFERENCE	8-7	6-1	2-6	0-0
NON-CONFERENCE	12-1	11-0	0-1	1-0

Date	Opponent	Score	Att.	High Points	High Rebounds
11-10-17	ALABAMA STATE	W 96-68	6811	(3)Nick Singleton	(3)Mitchell Storm
11-18-17	FLORIDA A&M	W 79-48	6132	(3)T.J. Gray	(1)Mitchell Storm (1)KeyShawn Feazell
11-20-17	GREEN BAY	W 77-68	6359	(2)Lamar Peters (2)Eli Wright	(1)Eli Wright
11-22-17	STEPHEN F. AUSTIN	W 80-75	7687	(4)Q Weatherspoon	(1)Abdul Ado (1)Tyson Carter (1)Aric Holman
11-26-17	JACKSONVILLE STATE	W 59-56	6034	(5)Q Weatherspoon	(2)Abdul Ado
11-30-17	NORTH DAKOTA STATE	W 83-59	5831	(3)Aric Holman	(2)Q Weatherspoon (2)KeyShawn Feazell
12-03-17	DAYTON	W 61-59	7539	(3)Tyson Carter	(1)Tyson Carter
12-09-17	NORTH GEORGIA	W 95-62	6613	(6)Nick Singleton	(3)Nick Singleton
12-12-17	at Cincinnati	50-65 L	8128	(2)Aric Holman	(1)Aric Holman (1)Eli Wright
12-16-17	UT MARTIN	W 92-61	6709	(2)Nick Singleton	(2)KeyShawn Feazell
12-20-17	LITTLE ROCK	W 64-48	7156	(2)KeyShawn Feazell	(1)Eli Wright (1)E.J. Datcher (1)KeyShawn Feazell
12-23-17	vs Southern Miss	W 70-64	4028	(6)Nick Weatherspoon	- (0)Q Weatherspoon (0)Tyson Carter
12-30-17	NORTH FLORIDA	W 109-81	7764	(7)KeyShawn Feazell	(2)KeyShawn Feazell (2)E.J. Datcher
01-02-18	*ARKANSAS	W 78-75	6324	(4)Q Weatherspoon	(1)Nick Weatherspoon (1)Abdul Ado (1)Xavian Stapleton
01-06-18	*at Ole Miss	58-64 L	8664	(3)Abdul Ado	(2)Abdul Ado
01-10-18	*at Florida	54-71 L	9917	(6)Q Weatherspoon	(1)Abdul Ado (1)Eli Wright
01-13-18	*AUBURN	68-76 L	8443	(4)Q Weatherspoon	(1)Xavian Stapleton (1)Nick Weatherspoon
01-16-18	*VANDERBILT	W 80-62	6633	(3)Xavian Stapleton	- (0)Abdul Ado (0)Eli Wright
01-20-18	*at Alabama	62-68 L	15383	(2)Q Weatherspoon (2)Aric Holman	(1)Q Weatherspoon (1)Aric Holman
01-23-18	*at Kentucky	65-78 L	20609	(2)Lamar Peters	(1)Aric Holman
01-27-18	*MISSOURI	W 74-62	7169	(7)Q Weatherspoon	(1)Aric Holman (1)Tyson Carter (1)Q Weatherspoon
01-31-18	*at South Carolina	W 81-76	11042	(4)Aric Holman	(3)Aric Holman
02-03-18	*GEORGIA	W 72-57	7775	(2)Lamar Peters (2)Q Weatherspoon	(2)Nick Weatherspoon (2)Q Weatherspoon
02-06-18	*ALABAMA	W 67-63	7095	(2)Q Weatherspoon (2)Abdul Ado (2)Lamar Peters	(2)Q Weatherspoon
2-10-18	*at Mizzou	85-89 Lot	15061	(8)Lamar Peters	(3)Q Weatherspoon
02-14-18	*at Vanderbilt	80-81 L	8592	(2)Q Weatherspoon (2)Abdul Ado	(1)Abdul Ado
02-17-18	*OLE MISS	W 79-62	9002	(2)Nick Weatherspoon (2)Abdul Ado	(1)Q Weatherspoon (1)Lamar Peters
02/20/18	*at Texas A&M	W 93-81	8614	(7)Q Weatherspoon	(2)Nick Weatherspoon

* - Conference game











Attendance Summary	Games	Attend	Avg/Game
Home	18	127076	7060
Away	9	106010	11779
Neutral	1	4028	4028
Total	28	237114	8468

2017-18 Mississippi State Stats
Mississippi State Team Game-by-Game Comparison (as of Feb 20, 2018)
All games

Opponent	1st	2nd	Score	Mar	Total FG	FG Pct	3-Pointers	3FG Pct	Free Throws	FT Pct	Rebounds	Assist	T/Over	Block	Steal	Fouls
ALABAMA STATE	58/31	38/37	96-68	+28	31-64/25-67	.484/.373	7-20/7-26	.350/.269	27-35/11-22	.771/.500	47/41 +6	16/8	14/17	4/1	7/6	19/26
FLORIDA A&M	28/17	51/31	79-48	+31	33-62/18-64	.532/.281	7-24/5-19	.292/.263	6-9/7-12	.667/.583	37/42 (5)	19/6	17/24	13/2	9/4	11/11
GREEN BAY	40/32	37/36	77-68	+9	29-63/21-54	.460/.389	3-23/9-24	.130/.375	16-21/17-24	.762/.708	39/36 +3	13/12	14/19	6/0	6/5	19/19
STEPHEN F. AUSTIN	32/40	48/35	80-75	+5	24-43/25-67	.558/.373	6-18/9-27	.333/.333	26-35/16-18	.743/.889	35/31 +4	14/7	19/12	10/2	4/8	15/27
JACKSONVILLE STATE	25/29	34/27	59-56	+3	25-56/22-57	.446/.386	4-18/6-19	.222/.316	5-13/6-6	.385/1000	37/36 +1	9/10	12/10	5/2	2/3	11/13
NORTH DAKOTA STATE	29/24	54/35	83-59	+24	31-60/22-57	.517/.386	10-23/10-35	.435/.286	11-17/5-8	.647/.625	41/28 +13	15/13	12/14	1/0	8/3	13/14
DAYTON	35/20	26/39	61-59	+2	24-50/21-46	.480/.457	9-28/8-25	.321/.320	4-7/9-16	.571/.563	27/30 (3)	12/8	24/26	5/2	13/14	18/13
NORTH GEORGIA	53/26	42/36	95-62	+33	37-74/27-71	.500/.380	13-30/8-27	.433/.296	8-8/0-5	1000/.000	44/39 +5	14/11	10/16	9/3	8/5	10/8
Cincinnati	25/35	25/30	50-65	(15)	19-63/22-54	.302/.407	6-21/7-20	.286/.350	6-8/14-16	.750/.875	38/37 +1	9/18	16/14	4/11	9/5	16/11
UT MARTIN	39/33	53/28	92-61	+31	34-67/24-65	.507/.369	11-33/9-28	.333/.321	13-21/4-6	.619/.667	53/29 +24	21/13	12/14	5/0	8/4	10/21
LITTLE ROCK	26/23	38/25	64-48	+16	22-56/20-54	.393/.370	5-25/4-20	.200/.200	15-27/4-10	.556/.400	40/35 +5	11/7	12/21	7/0	11/5	15/21
Southern Miss	36/27	34/37	70-64	+6	23-44/23-57	.523/.404	7-20/9-26	.350/.346	17-29/9-14	.586/.643	35/30 +5	15/15	16/9	4/1	3/6	14/21
NORTH FLORIDA	47/43	62/38	109-81	+28	44-71/27-63	.620/.429	7-18/12-29	.389/.414	14-20/15-19	.700/.789	46/21 +25	24/12	14/14	5/3	7/4	21/13
ARKANSAS	32/28	46/47	78-75	+3	25-59/32-62	.424/.516	4-21/6-15	.190/.400	24-40/5-12	.600/.417	39/39 -	9/17	7/13	8/3	8/3	11/26
Ole Miss	34/28	24/36	58-64	(6)	22-63/21-62	.349/.339	5-23/7-28	.217/.250	9-17/15-22	.529/.682	45/41 +4	13/10	14/7	4/5	4/6	21/14
Florida	28/33	26/38	54-71	(17)	22-55/25-58	.400/.431	5-16/9-23	.313/.391	5-7/12-16	.714/.750	31/38 (7)	9/13	16/15	2/4	5/7	17/11
AUBURN	35/24	33/52	68-76	(8)	24-59/21-60	.407/.350	5-23/9-21	.217/.429	15-22/25-32	.682/.781	42/39 +3	10/8	12/7	8/3	3/7	24/19
VANDERBILT	37/25	43/37	80-62	+18	31-64/26-53	.484/.491	8-20/4-20	.400/.200	10-15/6-9	.667/.667	37/29 +8	20/14	4/10	5/3	8/2	11/15
Alabama	22/41	40/27	62-68	(6)	21-56/25-60	.375/.417	7-23/5-16	.304/.313	13-16/13-23	.813/.565	38/40 (2)	5/16	16/11	1/6	7/7	20/17
Kentucky	36/38	29/40	65-78	(13)	26-67/25-58	.388/.431	5-29/5-14	.172/.357	8-10/23-30	.800/.767	31/41 (10)	16/11	11/11	4/5	5/7	23/13
MISSOURI	31/31	43/31	74-62	+12	29-53/26-57	.547/.456	6-16/6-22	.375/.273	10-14/4-8	.714/.500	27/34 (7)	17/11	15/19	7/3	10/4	11/20
South Carolina	37/36	44/40	81-76	+5	30-58/24-60	.517/.400	7-19/7-24	.368/.292	14-15/21-27	.933/.778	32/33 (1)	12/13	14/13	6/2	7/5	24/14
GEORGIA	37/21	35/36	72-57	+15	27-53/20-49	.509/.408	5-22/9-21	.227/.429	13-16/8-14	.813/.571	37/20 +17	7/12	12/12	2/4	8/1	17/16
ALABAMA	30/28	37/35	67-63	+4	24-52/18-49	.462/.367	2-19/3-22	.105/.136	17-28/24-30	.607/.800	36/29 +7	10/4	10/13	7/5	4/4	22/23
Mizzou	33/42	46/37	85-89	(4)	31-69/27-56	.449/.482	11-31/12-26	.355/.462	12-18/23-28	.667/.821	35/33 +2	12/15	11/12	3/3	8/6	26/18
Vanderbilt	31/40	49/41	80-81	(1)	31-53/28-56	.585/.500	10-17/14-27	.588/.519	8-11/11-17	.727/.647	23/31 (8)	18/16	10/10	5/5	4/5	14/13
OLE MISS	44/23	35/39	79-62	+17	31-55/23-56	.564/.411	12-23/7-23	.522/.304	5-11/9-11	.455/.818	30/31 (1)	17/9	11/14	4/2	6/4	16/14
Texas A&M	41/39	52/42	93-81	+12	31-68/30-59	.456/.508	8-22/5-17	.364/.294	23-29/16-28	.793/.571	44/31 +13	19/13	9/9	4/8	4/1	19/18

Note: Game totals are displayed in the format TEAM/OPPONENT for each category

2017-18 MISSISSIPPI STATE PLAYER BREAKDOWN

0		Nick Weatherspoon Fr G 6-2 195 Canton, MS	MIN 28.5	PTS 11.2	RBS 3.0	AST 2.2	FG% .480	3FG% .293	FT% .704	Notes: Made collegiate debut against Alabama State and has started all 28 games. Scored in double-digits 20 times, with career-best 22 coming against Arkansas. 9 points at Ole Miss. 7 points, 3 assists at Florida. 10 points, 3 assists vs. Auburn. 2 points, 4 assists vs. Vanderbilt. 7 points at Alabama. 10 points, 4 rebounds at Kentucky. 12 points, 3 assists vs. Missouri. 17 points, 3 assists, 2 steals at USC. 14 points, 4 rebounds vs. Georgia. 18 points vs. Alabama. 10 points at Vanderbilt. 15 points, 2 assists vs. Ole Miss. 6 points, 6 rebounds, 4 assists at Texas A&M. Named SEC Freshman of the Week on Feb. 5.
1		Lamar Peters So G 6-0 185 New Orleans, LA	MIN 25.8	PTS 8.7	RBS 2.4	AST 4.2	FG% .361	3FG% .223	FT% .585	Notes: Suspended three games for violation of team rules. Has started 12 games. 18 points against Green Bay. Scored in double-digits eight times. SEC high 17 points at Alabama. 9 points, 5 assists at Kentucky. Career-high 9 assists vs. Missouri. 20 points, 4 steals vs. Georgia. 6 points vs. Alabama. Season-high 22 points at Mizzou, with 7 assists, 4 steals, 8 assists at Vanderbilt. 8 points, 7 assists and 3 steals vs. Ole Miss. 15 points, 7 rebounds, 7 assists at Texas A&M. 4th in SEC in steals, 5th in assists.
2		Eli Wright So G 6-4 190 Owensboro, KY	MIN 15.1	PTS 3.3	RBS 2.4	AST 1.0	FG% .381	3FG% .231	FT% .667	Notes: Suspended for three games. Season-high 12 points against Alabama State. Career-high 4 assists vs. North Florida. Career-high 8 rebounds at Ole Miss. 5 points, 4 rebounds at Florida. 5 points, 2 assists vs. Vanderbilt. 4 points at Kentucky. 4 points vs. Missouri. 5 points at USC. 3 points at Missouri. 2 points, 2 assists at Vanderbilt. Did not score vs. Ole Miss. 3 points at Texas A&M.
3		Xavian Stapleton Jr G 6-6 210 Flora, MS	MIN 19.2	PTS 6.9	RBS 2.3	STL 0.7	FG% .390	3FG% .352	FT% .800	Notes: Appeared in 10 non-conference games and missed three due to a left knee sprain suffered in opener against Alabama State. Career-high 16 points vs. North Florida. Had 12 points vs. Southern Miss, including back-to-back 3s to turn a 54-50 deficit into a 56-54 lead, one MSU never relinquished. Season-high 9 rebounds at Ole Miss. 8 points vs. Vanderbilt. Suspended for Florida and Alabama games. Career-high 18 points at Vanderbilt with 5 made 3s. 10 points, vs. Ole Miss. 8 points, 3 rebounds at Texas A&M. 9-13 from 3-point range last three games.
11		Quinndary Weatherspoon Jr G 6-4 205 Canton, MS	MIN 30.9	PTS 14.8	RBS 6.0	AST 3.7	FG% .498	3FG% .327	FT% .752	Notes: Started all 28 games and has scored in double-digits 23 times. Has totaled 20-plus points six times (all wins). Game-winning shots against Dayton and Jacksonville St. Against Little Rock, scored 21 points to reach 1,000 for a career. 22 points vs. Arkansas. 14 points, 8 rebounds vs. Georgia. 13 points vs. Alabama. 13 points, 7 rebounds, 3 steals at Missouri. 9 points, 3 assists at Vanderbilt. 16 points, 10 rebounds vs. Ole Miss. 17 points, six rebounds, 5 assists at Texas A&M. 13th in SEC in scoring, 6th in SEC in steals, 9th in assists, 4th in FG%, 13th in minutes played and 16th in rebounds.
22		KeyShawn Feazell Fr F 6-8 230 New Hebron, MS	MIN 6.1	PTS 1.6	RBS 1.5	STL 0.1	FG% .484	3FG% .143	FT% .250	Notes: Appeared in 10 non-conference games. Scored 2 points and grabbed 5 rebounds in collegiate debut against Florida A&M. Season-high 11 points against North Georgia. 4 rebounds at Florida. Scored first SEC points vs. Ole Miss.
23		Tyson Carter So G 6-4 165 Starkville, MS	MIN 23.6	PTS 9.0	RBS 2.0	AST 1.5	FG% .407	3FG% .328	FT% .829	Notes: Started 16 games. Scored in double-digits 10 times, four times in SEC play. Named SEC POW after a career-high 35 points against North Dakota State and 20 versus Dayton. Had 25 points against Stephen F. Austin. 7 points, 4 rebounds vs. Arkansas. 5 points at Ole Miss. 2 points at Florida. 7 points, 3 rebounds vs. Auburn. 9 points vs. Vanderbilt. 10 points, 2 steals vs. Missouri. 8 points, 3 steals at USC. 7 points vs. Alabama. Held scoreless for the first time this year at Missouri. 12 points at Vanderbilt. 15 points vs. Ole Miss. 10 points at Texas A&M.
24		Abdul Ado Fr F 6-11 250 Lagos, Nigeria	MIN 26.1	PTS 8.4	RBS 6.9	BLK 2.0	FG% .657	3FG% ---	FT% .517	Notes: Missed season opener with a quad injury. In debut, had 12 points, 7 rebounds and 3 blocked shots vs. Florida A&M. First double-double against Green Bay with 12 points and 11 rebounds. After having 13 vs. Little Rock. 12 points, 10 rebounds at Florida. 10 points, 11 rebounds for third-double vs. Auburn. 12 points, 7 rebounds vs. Missouri. 16 points, 9 rebounds, 4 blocks at USC. 8 points, 3 blocks vs. Alabama. 11 points, 7 rebounds at Mizzou. 15 points, 7 rebounds at Vanderbilt. 6 points, 4 rebounds vs. Ole Miss. Career-high 19 points, 7 rebounds at Texas A&M. 6th in SEC in blocks and 9th in rebounds. Team-high 53 blocks.
35		Aric Holman Jr F 6-10 225 Owensboro, KY	MIN 22.3	PTS 11.1	RBS 6.6	BLK 1.5	FG% .594	3FG% .441	FT% .720	Notes: Started 27 games. Has five double-doubles (seven for career) — Alabama State, Cincinnati, UT Martin Vanderbilt and Alabama. Career-high 23 points vs. North Florida. Scored in double-digits 18 times. 11 points, 10 rebounds at Alabama. 6 points, 6 rebounds at Kentucky. 9 points, 3 rebounds vs. Missouri. 2 blocks at USC. 12 points, 8 rebounds vs. UGA. 3 blocks vs. Alabama. 14 points, 8 rebounds vs. Mizzou. 11 points, 3 blocks at Vanderbilt. 2 blocks, 4 points vs. Ole Miss. 13 points, 5 rebounds, 2 blocks at Texas A&M. 7th at MSU with 119 blocks. 11th in SEC with 6.6 rebounds and 9th in blocks.
45		E.J. Datcher So C 6-10 240 Harpersville, AL	MIN 8.6	PTS 2.5	RBS 1.9	BLK 0.3	FG% .600	3FG% ---	FT% .773	Notes: One start came in season opener. Missed two games with a foot injury. Career-high 11 points against Alabama State and was 9-9 at the foul line. At one stretch, made 14-straight free throws. 1 rebound, 1 block vs. Arkansas. 4 points, 2 rebounds at Ole Miss. 2 points, 2 rebounds at Florida. 2 points vs. Auburn. Had an SEC-high 5 rebounds at Alabama. 1 rebound, 1 block vs. Missouri. 3 rebounds vs. UGA. After not scoring in six games, had 4 points vs. Ole Miss to go along with his 3 rebounds. 2 points, 1 rebound at Texas A&M.