

2014-15
Game Notes

10 NCAA Appearances | 1 Final Four | 6 SEC Championships | 3 SEC Tournament Titles | 18 Postseason Appearances



Game 29

MISSISSIPPI STATE
Bulldogs (12-16, 5-10)

vs.

South Carolina
Gamecocks (13-14, 4-11)

Mississippi State Athletic Media Relations

55 Coliseum Boulevard, Mississippi State, MS 39762

GREGG ELLIS, Associate Director

(W) 662.325.3595 | (C) 662.322.0145 | gellis@athletics.msstate.edu

Twitter: @msusportsgregg & @HailStateMBK | www.hailstate.com

Facebook: facebook.com/HailStateMBK

Instagram: HailStateMBK

Series Information

Series: 18-10, Mississippi State

Home: 9-3

Away: 7-5

Neutral: 2-2

Current Streak: USC, +1

Last Meeting: USC, 74-62 (2014)

Series Note: MSU has won three of the last four meetings at South Carolina.



Game Information

When: Saturday, February 28, 2015

Time: 5 p.m. CT

Location: Columbia, SC

Arena: Colonial Life Center (18,000)

TV: SEC Network

PxP: Tom Hart

Analyst: Jon Sundvold

Sideline: Maria Taylor

MSU Radio Network:

PxP: Jim Ellis

Analyst: Richard Williams

Sirius/XM: 93/190

Mississippi State Coach: Rick Ray

MSU Record: 36-57, 3rd year

Career Record: Same

South Carolina Coach: Fred Martin

USC Record: 41-52, 3rd year

Career Record: 158-106, 8th year

2014-15 MSU Schedule/Results

NOVEMBER

14	WESTERN CAROLINA	W, 66-56
17	MISSISSIPPI VALLEY STATE	W, 89-68
22	UTAH STATE	W, 71-63
24	CLAYTON STATE	W, 59-46
Corpus Christi Coastal Challenge		
28	vs. St. Louis	W, 75-50
29	vs. TCU	L, 61-52

DECEMBER

6	at Tulane	L, 59-54
13	at Oregon State	L, 59-49
17	ARKANSAS STATE	L, 69-55
20	vs. USC Upstate ^	L, 53-51
23	JACKSONVILLE	W, 70-47
30	MCNEESE STATE	L, 66-47

JANUARY

2	FLORIDA STATE	W, 62-55
7	TENNESSEE (SEC Network)	L, 61-47
10	at Florida (FSN)	L, 72-47
13	at Texas A&M (SEC Network)	L, 74-70
17	VANDERBILT (FSN)	W, 57-54
21	at Auburn (SEC Network)	W, 78-71
24	GEORGIA (FSN)	L, 72-66
28	at Ole Miss (SEC Network)	L, 79-73
31	LSU (SEC Network)	W, 73-67

FEBRUARY

3	at Tennessee (SEC Network)	W, 71-66
7	at Arkansas (SEC Network)	L, 61-41
10	ALABAMA (SEC Network)	L, 55-51
14	at Missouri (ESPN2)	W, 77-74
19	OLE MISS (ESPN2)	L, 71-65
21	ARKANSAS (FSN)	L, 65-61
25	KENTUCKY (SEC Network)	L, 74-56
28	at South Carolina (SEC Network)	5 p.m.

MARCH

4	at Vanderbilt (SEC Network)	8 p.m.
7	MISSOURI (SEC Network)	5:30 p.m.

2015 SEC Tournament

11-15 TBA +

TBA

^ - Jackson, Miss (Mississippi Coliseum)

+ - Nashville (Bridgestone Arena)

WHAT TO NOTE AS MSU PLAYS SOUTH CAROLINA . . .

- ✓ South Carolina is one of two SEC teams Mississippi State has a winning record against, with the other being Ole Miss.
- ✓ South Carolina is the only SEC team MSU has a winning record against on the road.
- ✓ Mississippi State is looking to win its fourth SEC road game of the year, the most since also winning four in 2011.
- ✓ In five of the seven SEC road games this season, MSU has had the lead at halftime.
- ✓ With the setback to Kentucky, the Bulldogs have now lost 10 straight against ranked teams and four in a row to teams ranked No. 1.
- ✓ Against Kentucky, junior guard **Craig Sword** became the 34th player in school history to score 1,000-career points.
- ✓ **Craig Sword** also collected 2 steals to move into sole possession of 9th place at MSU with 142.
- ✓ Six times this year, the Bulldogs have shot 55 percent or better from the floor. In those games, MSU is 5-1, with the lone setback coming in January at Ole Miss.
- ✓ When MSU shoots 45 percent or better from the floor, it's 9-2 on the year with both losses coming against Ole Miss. However, when opponents shoot 45 percent or better, the Bulldogs are 0-7.
- ✓ In games decided by 10 or more points, MSU is 8-10. In SEC games decided by 6 or less points, the Bulldogs are 4-6.
- ✓ Another key stat for MSU is double-doubles. The Bulldogs have won all three games this season when Gavin Ware has a double-double. For his career, MSU is 9-3.
- ✓ On the year, Mississippi State is shooting 69.4 percent from the charity stripe (444-640). But in the final three minutes of all games, the Bulldogs are shooting 79.2 percent (95-120). Leading the way during this stretch are **I.J. Ready** (20-21), **Fred Thomas** (14-15) and **Gavin Ware** (8-9).

MSU BY THE NUMBER

9 — MSU has used 9 different starting lineups this year.

MISSISSIPPI STATE PROJECTED STARTING 5

G • 5-11 • 170 • So	F • 6-9 • 255 • Jr	G • 6-8 • 219 • Jr	F • 6-7 • 210 • Sr	G • 6-3 • 196 • Jr
15 I.J. Ready	20 Gavin Ware	23 Travis Daniels	25 Roquez Johnson	32 Craig Sword
				
Pts.: 8.0	Pts.: 10.2	Pts.: 6.4	Pts.: 9.8	Pts.: 9.8
Rbs.: 2.0	Rbs.: 7.4	Rbs.: 4.0	Rbs.: 5.5	Rbs.: 2.4
Assts.: 2.2	Stl.: 0.3	Assts.: 0.6	Assts.: 0.5	Assts.: 1.7
Stl.: 1.2	Bk.: 1.1	Stl.: 0.5	Stl.: 0.9	Stl.: 1.1

SOUTH CAROLINA PREVIEW/SERIES

2014-15 STATS	PPG	FG%	3FG%	FT%	RB	RBM	A	S	B	T	TM
Mississippi State (12-16, 5-10)	61.9	42.6	30.3	69.4	35.5	+3.9	8.3	6.6	2.8	14.9	-2.9
South Carolina (13-14, 4-11)	64.7	39.9	28.8	74.1	37.1	+3.6	13.1	6.4	4.4	13.2	+0.7

Leaders	Scoring	Rebounds	Assists	Steals	Blocks
MSU	Ware, 10.2	Ware, 7.4	Ready, 2.2	Ready, 1.2	Ware, 1.1
USC	Notice, 11.3	Carrera, 5.6	Johnson, 3.4	Thornwell, 1.3	Chatkevicius, 1.3

South Carolina's Last 5 Games		
Date	Opponent	Score
2-10-15	Missouri	W, 65-60
2-14-15	at Kentucky	L, 77-43
2-17-15	at Georgia	W, 64-58
2-21-15	Texas A&M	L, 62-52
2-24-15	at Alabama	L, 59-51

Last Time Out For South Carolina

- ✓ At the break, the game was tied at 22.
- ✓ The Gamecocks were 19-55 shooting, 7-30 from 3, while Alabama was 21-42, 6-19.
- ✓ USC forced 11 turnovers and had 13.
- ✓ USC won the battle of the boards, 36-26.
- ✓ L. Chatkevicius had a game-high 18 points, while Duane Notice added 16.
- ✓ Michael Carrera and Chatkevicius had a game-high 9 rebounds.

Rick Ray vs. South Carolina (2-2)

2014: MSU, 56-54 Starkville
 USC, 79-72 Columbia
 MSU, 70-59 Nashville
 2014: USC, 74-62 Starkville

Most Points Scored: 72
Fewest Points Scored: 56
Most Points Allowed: 79
Fewest Points Allowed: 54

COMING UP FOR MSU ...

March 4

Vanderbilt
 8 p.m.
 Nashville, TN
 TV: SEC Network
 Series: Vanderbilt leads, 76-47

March 7

Missouri
 5:30 p.m.
 Starkville, MS
 TV: SEC Network
 Series: Missouri leads, 4-2

March 11-15

SEC Tournament
 Nashville, TN

LAST YEAR VS. SOUTH CAROLINA

South Carolina 74 • 12-19, 5-13																	
#	Player	Total			3-Ptr		Rebounds				PF	TP	A	TO	Blk	Stl	Min
		FG-FGA	FG-FGA	FT-FTA	Off	Def	Tot										
21	Demetrius HENRY	f	1-3	0-0	0-0	0	1	1	4	2	3	0	0	0	16		
24	Michael CARRERA		2-5	0-1	0-0	1	5	6	2	4	0	0	1	0	25		
25	Mindaugas KACINAS		6-7	0-0	1-2	4	5	9	4	13	0	0	0	2	24		
00	Sindarius THORNWELL	g	9-19	2-3	2-3	7	4	11	4	22	4	6	0	2	38		
01	Brenton WILLIAMS	g	8-15	7-14	4-5	2	1	3	0	27	1	3	0	4	40		
10	Duane NOTICE		2-13	1-2	1-6	4	2	6	3	6	3	3	0	2	36		
14	L. CHATKEVICIUS		0-1	0-0	0-0	0	5	5	3	0	1	1	1	0	13		
32	Desmond RINGER		0-1	0-0	0-0	0	1	1	0	0	0	1	1	0	7		
35	Brian STEELE		0-0	0-0	0-0	0	0	0	0	0	0	0	0	0	1		
Team						3	1	4				1					
Totals			28-64	10-20	8-16	21	25	46	20	74	12	15	3	10	200		
FG % 1st Half: 16-37			43.2%	2nd half: 12-27	44.4%	Game: 28-64	43.8%									Deadball Rebounds 4	
3FG % 1st Half: 3-10			30.0%	2nd half: 7-10	70.0%	Game: 10-20	50.0%										
FT % 1st Half: 1-5			20.0%	2nd half: 7-11	63.6%	Game: 8-16	50.0%										
Mississippi State 62 • 13-18, 3-15																	
#	Player	Total			3-Ptr		Rebounds				PF	TP	A	TO	Blk	Stl	Min
		FG-FGA	FG-FGA	FT-FTA	Off	Def	Tot										
20	Gavin Ware	f	0-3	0-0	3-4	4	4	8	1	3	1	1	0	2	32		
25	Roquez Johnson		2-5	0-0	2-2	0	3	3	0	6	0	1	0	1	20		
04	Trivante Bloodman	g	1-2	1-1	2-3	2	1	3	3	5	2	3	0	1	26		
15	I.J. Ready		2-8	0-1	0-0	0	1	1	0	4	1	2	0	0	23		
32	Craig Sword	g	7-14	0-1	5-7	3	3	6	3	19	5	3	0	2	33		
01	Fred Thomas		6-10	2-5	1-2	0	0	0	3	15	0	0	1	3	29		
03	Colin Borchert		2-6	0-3	4-5	1	2	3	3	8	1	1	1	0	28		
24	Tyson Cunningham		1-1	0-0	0-2	0	1	1	1	2	0	3	0	0	9		
Team						0	2	2				0					
Totals			21-49	3-11	17-25	10	17	27	14	62	10	14	2	9	200		
FG % 1st Half: 9-17			52.9%	2nd half: 12-32	37.5%	Game: 21-49	42.9%									Deadball Rebounds 2	
3FG % 1st Half: 2-5			40.0%	2nd half: 1-6	16.7%	Game: 3-11	27.3%										
FT % 1st Half: 9-12			75.0%	2nd half: 8-13	61.5%	Game: 17-25	68.0%										
Officials: Joe Lindsey, James Barker, Jeff Smith																	
Technical fouls: South Carolina-None, Mississippi State-None.																	
Attendance: 6105																	
Score by periods		1st	2nd	Total													
South Carolina		36	38	74													
Mississippi State		29	33	62													
Last FG - SC 2nd-00:45, MS 2nd-01:39																	
Largest lead - SC by 12 1st-15:12, MS by 8 2nd-14:18																	
SC led for 32:56, MS led for 05:02. Game was tied for 02:00.																	
Score tied - 1 time.																	
Lead changed - 2 times.																	

Series Breakdown ...

SOUTH CAROLINA

(Mississippi State leads, 18-10)
 Last MSU win: 70-59 (2012-13)
 Last USC win: 74-62 (2013-14)
 Current USC win streak: 1
 Biggest MSU win: 83-63 (1992-93)
 Biggest USC win: 83-61 (2005-06)
 Most MSU points: 83 (1992-93)
 Most USC points: 83 (2005-06)

at Columbia

(MSU leads, 7-5)
 Last MSU win: 69-67 (2011-12)
 Last USC win: 79-72 (2012-13)
 Current USC win streak: 1
 Biggest MSU win: 76-63 (2009-10)
 Biggest USC win: 83-61 (2005-06)
 Most MSU points: 79 (2003-04)
 Most USC points: 83 (2005-06)

MSU PLAYERS VERSUS SOUTH CAROLINA

Player	G-GS	Mins	FGM-FGA	Pct	3GM-3GA	Pct	FTM-FTA	Pct	Rebs	Ast	TO	BS	Stl	Pts
Bloodman	3-3	65	1-7	.143	1-3	.333	6-7	.857	8-2.7	8	9	0	2	9-3.0
Johnson	3-1	79	8-12	.667	0-0	.000	16-21	.762	9-3.0	0	8	1	3	32-10.7
Ready	1-1	23	2-8	.250	0-1	.000	0-0	.000	1-1.0	1	2	0	0	4-4.0
Sword	3-3	94	20-34	.588	2-6	.333	15-24	.625	11-3.7	10	15	1	5	57-19.0
Thomas	3-1	88	13-31	.419	4-15	.267	1-4	.250	4-1.3	5	2	2	11	31-10.3
Ware	3-3	77	3-8	.375	0-0	.000	5-10	.500	17-5.7	1	2	1	2	11-3.7

NOTES

NEWEST MEMBER OF 1,000-POINT CLUB

Craig Sword's dunk with 18:15 left in the first half against Kentucky put him in Mississippi State's 1,000-point club as the 34th member.

He finished with 10 points in the Bulldogs' 74-56 setback to the Wildcats and now has 1,007 for his career.

Fred Thomas and Gavin Ware are looking to punch their cards for entrance to this elite club, as they need 126 and 136 points, respectively.

HALFTIME LEADS DON'T GUARANTEE WINS

On the year, Mississippi State is 9-4 when leading at the half.

However, all four of the setbacks have come in SEC games, including the last two against Arkansas and Ole Miss.

The other two setbacks both came on the road at Texas A&M and at Ole Miss.

ROAD WARRIORS

At Missouri, MSU collected its third SEC road win of the season.

That's the most road wins since having four in 2011. It was also MSU's first win at Mizzou in four attempts.

FLIGHT SCARE

Following the win at Missouri, Mississippi State was forced into an emergency landing in St. Louis after the plane lost one of its engines 25 minutes into the flight. As a result, the team spent the night in Festus, Mo., before busing home on Sunday.

20 TIMES TWO X TWO

At Tennessee on Feb. 3, junior guards Fred Thomas and Craig Sword both scored 20-plus points.

Sword finished with 26 against the Vols on 7-of-8 shooting with a 4-5 mark beyond the arc. Thomas had 20 on 5-7 shooting and was also 4-5 from 3-point range.

Then at Missouri, Sword and Roquez Johnson each had 22 points.

The last time MSU had two players score 20-plus points in the same game prior to this season was Jan. 2, 2014, when Colin Borchert and Gavin Ware had 22 and 21, respectively, against Maryland Eastern Shore.

SEASON-LOW 9 POINTS IN A HALF

In the 61-41 setback at Arkansas, Mississippi State managed just 9 first-half points.

The last time the Bulldogs totaled 10 or fewer points in a half was Feb. 13, 2013, in a home loss to Missouri, 78-36.

41 POINTS A SEASON LOW

Against Arkansas, Mississippi State managed to score just 41 points, the fewest this year.

The previous low of 47 points happened three times — McNeese and the first two SEC games against Tennessee and Florida.

On the year, the Bulldogs are averaging 61.9 points, the fewest in the SEC and the 299th fewest in the nation.

WARE DOMINANT ON THE BOARDS

Five times this year, Gavin Ware has collected 10 or more rebounds in a game, including the career-best 17 he had at Auburn back in January.

Against Arkansas on Saturday, he had a game-high 9 to give him 184 on the year.

He's currently 5th in the SEC with his 7.4 average.

OVERCOMING DEFICITS

In its last five wins, Mississippi State has overcome deficits en route to victory.

Against Vanderbilt, the Bulldogs rallied from 12 points before overcoming a 7-point deficit at Auburn, 3 points vs. LSU, 6 at Tennessee and 5 at Missouri.

The 12-point deficit against Vanderbilt was the most since coming from 13 down to beat Vanderbilt in 2012.

LONG-RANGE SUCCESS FOR SWORD

In his first 15 games of the year, junior guard Craig Sword made just five 3-pointers. Then against Ole Miss, he drained five en route to scoring a season-high 27 points.

On the year, he's 19 of 61 beyond the arc after going 0-2 vs. Kentucky.

JOHNSON WITH CAREER NIGHT

Despite the setback to Georgia back in January, senior forward Roquez Johnson had a career night.

He finished with career highs in points (25) and rebounds (11).

After his 22-point performance at Missouri, he's now scored 20-plus points six times in his career, four times this season.

BETTER AT THE FOUL LINE VS. TENNESSEE

After making just 24 of their 44 attempts in the SEC opener against Tennessee, the Bulldogs were 25-35 against the Vols in Knoxville.

In the closing three minutes of the game, MSU was 7-8.

On the year, MSU is 8th in the SEC at .694 (444-640).

MAN OF STEAL

In his three seasons, Craig Sword has collected 142 steals, including the 60 he had a year ago. That's the 9th most all-time at MSU.

He moved into the Top 10 after collecting three against Arkansas.

LARGEST LEAD GIVEN UP IN A LOSS

Entering the Jan. 28 game against Ole Miss, the biggest lead MSU had in a loss was eight points against Georgia.

That changed when the Rebels rallied from a 13-point deficit in the second half en route to a 79-73 victory in Oxford. Ole Miss also rallied from 10 down on Thursday to win in Starkville.

12 AND COUNTING

Against LSU, junior forward Gavin Ware recorded his 12th-career double-double with 12 points and a 10 rebounds.

He's currently 5th in the SEC in rebounding (7.4).

RARE TYPE OF WIN

In his first two seasons at helm, Rick Ray's teams were just 2-37 when having fewer assists than opponents.

This year alone, the Bulldogs have won five games when that stat unfolds — the last time coming Saturday at Missouri. Now, MSU is 7-53 in that category under Ray.

TOUGH DAY ON THE BOARDS

Against Tennessee in the SEC opener, the Bulldogs were out-rebounded 44-28.

That was the most rebounds MSU has allowed this season, while the deficit was also the largest.

LARGEST NON-SEC LOSS AT THE HUMP

Mississippi State's 66-47 loss to McNeese State back in December was the largest margin of defeat to a non-SEC team in Humphrey Coliseum history.

The largest setback ever at the Hump for MSU was in 2013 to Missouri by 42 points, 78-36.

LARGEST MARGIN THIS YEAR

The 23-point win (70-47) against the Dolphins was the largest this year at Humphrey Coliseum for MSU.

Overall, it was the second-largest margin of victory as the Bulldogs beat St. Louis by 25 points (75-50) in Corpus Christi, Texas.

CHARTING THE RECORD BOOKS**Rebounding**

20.	Joe Dan Gold	600
19.	Greg Carter	611
18.	Larry Fry	628
17.	Gavin Ware	635
16.	Lawrence Roberts	654
15.	Charles Hull	661

Steals

10.	Darryl Wilson	140
9.	Craig Sword	142
8.	Winsome Frazier	147
7.	Tony Watts	154
6.	Timmy Bowers	161
5.	Barry Stewart	162

2014-15 MISSISSIPPI STATE NOTES

FEBRUARY SKID SNAPPED

■ The Feb. 3 win at Tennessee not only gave MSU its second SEC road win of the season, it also snapped a 16-game losing streak in the month of February.

Prior to the victory, the last February win was at South Carolina in 2012.

MILESTONES REACHED

■ In the setback at Ole Miss, sophomore guard I.J. Ready surpassed 300 points for his career.

At the same time, senior forward Roquez Johnson surpassed 400 rebounds.

At Arkansas, Johnson reached 800-career points. As a freshman, he scored just 1 point in 45 minutes of action.

SEASON HIGH BEYOND THE ARC

■ Against Oregon State, Mississippi State managed just 49 points.

Yet, the Bulldogs attempted a season-high 23 3-pointers, making six. MSU also attempted 23 at Texas A&M, connecting on 10. On the year, MSU is averaging an SEC low 4.2 made treys (117).

Twice, they failed to make a 3-pointer — Clayton State and at Arkansas.

CAREER NIGHT

■ Against St. Louis, Travis Daniels scored a career-high 21 points.

The junior guard drained 8 of his 11 shots and was 4 of 5 beyond the arc.

He also had a career night on the boards at Tulane, hauling in 9.

ALL-TOURNAMENT TEAM

■ Although Mississippi State lost in the finals of the Corpus Christi Coastal Classic, Gavin Ware and Fred Thomas were selected to the All-Tournament team.

Thomas averaged 14 points, Ware 13.5.

D-E-F-E-N-S-E

■ MSU allowed just 46 points versus Clayton State earlier this year. It was the fewest points given up since limiting New Orleans to 46 on Jan. 3, 2013.

On the year, the Bulldogs are seventh in points allowed in the SEC at 63.1.

HIGH STEAL COUNT

■ Against LSU, the Bulldogs collected a season-high 12 steals, the most steals since having 11 vs. Clayton State back in November.

LOW ASSISTS COUNT

■ Five times this season, Mississippi State has been credited with 5 or fewer assists.

Against Clayton State, the Bulldogs had just 5. Then against TCU, they were credited with 3. That was the fewest since also having 3 against Missouri on Feb. 13, 2013. Against both Arkansas State and Tennessee, they had 4, while having 5 at home against Alabama.

CLEANING THE GLASS

■ Against Mississippi Valley State on Nov. 17, Mississippi State easily won the battle of the boards, 47-25.

It was the largest margin since being plus-20 against LSU on Jan. 25, 2012.

ALABAMA FLAVOR

■ A quick glance at Mississippi State's roster reveals one very strong common thread — the state of Alabama.

Player wise, the roster features five players from Alabama — Travis Daniels, Demetrius Houston, Roquez Johnson, Craig Sword and De'Runnya Wilson.

In addition, the coaching staff has two ties in Wes Flanigan and George Brooks.

Flanigan was an All-SEC standout at Auburn from 1993-97, while Brooks is a native of Lafayette, Ala.

7 PLAYERS SEE FIRST-TIME ACTION

■ This season, Mississippi State has had seven players see action for the first time playing in the Maroon & White.

In the season opener against Western Carolina, Maurice Dunlap, Demetrius Houston, Fallou Ndoye and Oliver Black logged their first minutes.

Then against Mississippi Valley State, Isaiah Butler and Jeffery Johnson made their debuts.

BULLDOGS INVITED TO PUERTO RICO

■ In November, MSU learned it will be playing in the 2015 Puerto Rico Classic.

The field features Butler, Miami, Minnesota, Missouri State, Temple, Texas Tech and Utah.

BULLDOGS SIGN THREE

■ In mid-November, Mississippi State took advantage of the early signing period by inking Quindary Weatherspoon, Tookie Brown and Joe Strugg.

Brown is a 5-11, 170-pound guard out of Morgan County High School in Madison, Ga., while Strugg is a 6-8, 200-pound forward from G.W. Carver High School in Montgomery, Ala.

Weatherspoon, rated as the No. 2 overall player in Mississippi and 78th nationally, is a 6-4, 175-pound guard out of Velma Jackson. Recently, the Clinton, Miss., native was named to the Clarion Ledger's Dandy Dozen team.

Strugg is the fourth MSU signee out of Carver the last four years, along with Roquez Johnson, Craig Sword and Demetrius Houston.

HOME LOSING SKID SNAPPED

■ Not only did Mississippi State open the year on a positive note, it snapped a six-game losing skid at Humphrey Coliseum.

Prior to the Bulldogs' 66-56 win against Western Carolina, their last win at the Hump came on Jan. 22, 2014, against Auburn 82-74.

Against Arkansas State on Dec. 17, its four-game winning streak was snapped.

STAFF CONSISTENCY

■ For the third-consecutive year, Rick Ray's staff remained intact during the offseason.

Back for their third year is Chris Hollender, George Brooks, Wes Flanigan, Adam Gordon and Adam Bauman.

ANOTHER CLEMSON CONNECTION

■ In his first year as a graduate assistant is Tanner Smith, a four-year player at Clemson when Rick Ray was an assistant.

Smith's duties include assisting with on-court workouts, video scouting, academic monitoring and on-campus recruiting.

He comes to MSU after spending the last two years overseas playing professionally.

At Clemson, he scored 986 points, grabbed 459 rebounds, dished out 320 assists and collected 159 steals en route to playing in three NCAA Tournaments.

BUTLER AWARDED SCHOLARSHIP

■ Mississippi State senior guard walk-on Isaiah Butler was awarded a scholarship earlier this month. The first-year player was a member of the practice squad last season.

The Brandon, Miss., native has appeared in five games this year, grabbing 1 rebound and dishing out 1 assists in 14 minutes of action.

STREAK SNAPPED IN JACKSON

■ In the loss to USC Upstate in Jackson back in December, MSU's 12-game winning streak at Mississippi Coliseum was snapped.

The Bulldogs are now 16-6 all-time in the venue, 1-1 under Rick Ray.

THE HUMP'S 400TH WIN

■ On Dec. 1, 1975, the doors of Humphrey Coliseum officially opened with an 85-82 win against Indiana State.

Against Western Carolina in the season opener, MSU collected win No. 400 with the 66-56 victory.

RAY GETS FIRST TECHNICAL

■ In his 76th game as a head coach, Rick Ray was issued his first technical in the win against Jacksonville.

The call came with 12:08 to play in the game with the Bulldogs leading 45-33.

HUTTON NAMED 2015 SEC LEGEND

■ Doug Hutton has been named the 2015 SEC Legend.

Hutton, a native of Clinton, Miss., played for the Bulldogs from 1961-64 and led MSU to the historic 1963 NCAA Tournament against Loyola-Chicago.

The All-SEC standout was voted team captain his senior year and averaged 14.8 points.

He'll be recognized at the SEC Tournament next March in Nashville.

All-Time MSU Legends

1999: Bailey Howell
2000: Jim Ashmore
2001: W.D. Stroud
2002: Jeff Malone
2003: Joe Dan Gold
2004: Greg Carter
2005: Jack Bouldin
2006: Rickey Brown
2007: Richard Williams
2008: Wiley Peck
2009: Tony Watts
2010: Kermit Davis
2011: Darryl Wilson
2012: Chuck Evans
2013: Horatio Webster
2014: Erick Dampier
2015: Doug Hutton

2014-15 MISSISSIPPI STATE NOTES

A LOOK AT MSU vs. RANKED FOES

■ Mississippi State has now dropped 10-straight games to ranked opponents and 12 out of the last 16 after the setback to Kentucky

Below is a closer look at those games.

Date	Team	Score	Rank
02-25-15	Kentucky	L, 74-56	1
02-21-15	Arkansas	L, 65-61	17
01-20-14	Florida	L, 62-51	3
01-08-14	Kentucky	L, 85-63	14
02-09-13	Florida	L, 83-55	2
02-06-13	Ole Miss	L, 93-75	23
01-26-13	Florida	L, 82-47	7
11-19-12	North Carolina	L, 95-49	11
02-21-12	Kentucky	L, 73-64	1
02-28-12	Florida	L, 69-57	13
11-18-11	Arizona	W, 67-57	15
11-17-11	Texas A&M	W, 69-60	18
02-29-11	Florida	W, 71-64	24
02-27-11	Vanderbilt	L, 81-74	19
03-14-10	Kentucky	L, 75-74 (ot)	2
03-13-10	Vanderbilt	W, 62-52	20

SOLID ON DEFENSIVE END

■ Mississippi State is allowing just 63.1 points a game, the 7th fewest in the SEC.

Nationally, that figure ranks 95th.

On Saturday, MSU held the Razorbacks to 65 points. Arkansas entered the contest averaging a league-best 80.0 points.

Earlier this year, the Bulldogs held Arkansas to 61 points, the fewest it has scored all season at Bud Walton Arena.

BEST UNDER RAY

■ Mississippi State currently has five SEC wins under Rick Ray, the most in his rebuilding tenure.

The Bulldogs have also collected three SEC road wins — Auburn, Tennessee and Missouri — which is also the most during his tenure.

LOOKING TO END SKID

■ After losing to Kentucky, Mississippi State has now dropped four-straight at Humphrey Coliseum.

On the year, MSU is now 8-8 at home, including a 2-6 mark at home.

HOLDING FOES BELOW AVERAGE

■ Eight times in SEC play this year, MSU has held its opponents below their scoring average.

In fact, that's been the case the last three games against Kentucky, Arkansas and Ole Miss.

Earlier this month in Fayetteville, MSU held Arkansas, the SEC's top offensive team, to 61 points at Bud Walton Arena, it's fewest output this season at home.

MSU's defense has also limited the Razorbacks to two of their three lowest offensive point totals this season in league play.

2014-15 MISSISSIPPI STATE MISCELLANEOUS STATS/SEC STANDINGS

CHARTING THE BULLDOGS

Dunks		Scored First Points	
Roquez Johnson	14	Trivante Bloodman	1
Gavin Ware	14	Travis Daniels	9
Fred Thomas	5	Roquez Johnson	4
Demetrius Houston	4	Fred Thomas	2
Fallou Ndoeye	4	Gavin Ware	5
Travis Daniels	4	I.J. Ready	3
Oliver Black	2	Craig Sword	4
Craig Sword	6		
Charges Drawn		How First Points Were Scored	
Craig Sword	6	3-pointer	6
Trivante Bloodman	5	Jumper	12
Fallou Ndoeye	2	Layup	7
Gavin Ware	4	Dunk	
Roquez Johnson	4	Free Throw	3
I.J. Ready	3		
Demetrius Houston	1		
Point Distribution (%)		Final Three Minutes From FT Line	
Senior	387 (22.3 percent)	Trivante Bloodman	14-17
Junior	954 (55.1 percent)	Gavin Ware	8-9
Sophomore	200 (11.5 percent)	Demetrius Houston	3-5
Freshman	192 (11.1 percent)	I.J. Ready	20-21
		Fred Thomas	14-15
		Maurice Dunlap	1-2
		Travis Daniels	2-2
		Oliver Black	5-10
		Craig Sword	12-18
		Roquez Johnson	16-21
TOTAL:	1733	TOTAL	95-120 (.792)
First Sub			
Fallou Ndoeye	11		
Demetrius Houston	9		
Oliver Black	9		
Maurice Dunlap	3		
I.J. Ready	3		
Craig Sword	3		
Trivante Bloodman	1		
Roquez Johnson	2		
Gavin Ware	3		
Travis Daniels	2		
Isaiah Butler	1		
Fred Thomas	3		

DIFFERENCE BETWEEN WINNING AND LOSING

Wins	Stat	Losses
70.7	Points	55.3
59.8	Opp. Points	65.7
+10.9	Scoring Margin	-10.4
48.0%	FG%	38.1
38.9%	Opp. FG%	43.2
36.2%	3FG%	26.5
28.9%	Opp. 3FG%	34.4
73.6%	FT%	65.1
57.6%	Opp. FT%	68.1
37.3	Rebounds	34.1
28.8	Opp. Rebounds	33.8
+8.6	Rebound Margin	+0.3
10.1	Assists	7.0
15.8	Turnovers	14.3
-2.4	Turnover Margin	-3.2
7.6	Steals	5.9
3.3	Blocks	2.5

BULLDOGS IN SEC

CATEGORY	RANK
Scoring offense	13
Scoring defense	7
FG%	11
FG % defense	10
3PT FG%	13
3PT FG% defense	7
FT%	8
Rebounds	8
Rebounds allowed	2
Rebound margin	2
Assists	14
Blocked shots	12
Steals	8
Turnover margin	14
Assist/Turnover ratio	14

SEC STANDINGS & RESULTS

2015-15 SEC Standings

	SEC	Overall
Kentucky	15-0 1.000	28-0 1.000
Arkansas	12-3 .800	23-5 .821
Ole Miss	10-5 .667	19-9 .679
Texas A&M	10-5 .667	19-8 .704
LSU	9-6 .600	20-8 .714
Georgia	9-6 .600	18-9 .667
Alabama	7-8 .467	17-11 .607
Tennessee	6-9 .400	14-13 .519
Florida	6-9 .400	13-15 .464
Vanderbilt	6-9 .400	16-12 .571
Mississippi State	5-10 .357	12-16 .429
Auburn	4-11 .267	12-16 .429
South Carolina	4-11 .267	13-14 .482
Missouri	2-13 .133	8-20 .400

SEC SCORES

February 21 (Saturday)

Texas A&M 62, South Carolina 52
 LSU 70, Florida 63
 Vanderbilt 76, Missouri 53
 Arkansas 65, Mississippi State 61
 Kentucky 110, Auburn 75
 Ole Miss 59, Tennessee 57
 Georgia 66, Alabama 55

February 24 (Tuesday)

LSU 84, Auburn 61
 Alabama 59, South Carolina 51
 Missouri 64, Florida 52
 Arkansas 81, Texas A&M 75

February 25 (Wednesday)

Kentucky 74, Mississippi State 56
 Georgia 76, Ole Miss 72

February 26 (Thursday)

Vanderbilt 73, Tennessee 65

UPCOMING GAMES

February 28 (Saturday)

Missouri at Georgia, 11 a.m.
 Ole Miss at ISU, 1 p.m.
 Alabama at Vanderbilt, 3 p.m.
 Arkansas at Kentucky, 3 p.m.
 Mississippi State at South Carolina, 5 p.m.
 Tennessee at Florida, 5 p.m.
 Auburn at Texas A&M, 7:30 p.m.

March 3 (Tuesday)

Ole Miss at Alabama, 6 p.m.
 Kentucky at Georgia, 8 p.m.
 Texas A&M at Florida, 8 p.m.
 Auburn at Missouri, 8 p.m.

March 4 (Wednesday)

Tennessee at LSU, 6 p.m.
 Mississippi State at Vanderbilt, 8 p.m.

March 5 (Thursday)

Arkansas at South Carolina, 6 p.m.

As of February 28, 2015

MISSISSIPPI STATE TV/RADIO ROSTER



0 Maurice Dunlap
FR | G | 6-2 | 175
Greenwood, MS



1 Fred Thomas
JR | G | 6-5 | 206
Jackson, MS




2 Demetrius Houston
FR | F | 6-7 | 210
Montgomery, AL



3 Trivante Bloodman
SR | G | 6-0 | 190
The Bronx, NY



4 Johnny Zuppardo
JR | F | 6-9 | 235
Bay St. Louis, MS



5 Isaiah Butler
SR | G | 6-2 | 214
Brandon, MS



10 Jeffery Johnson
SR | G | 6-2 | 172
Memphis, TN



15 I.J. Ready
SO | G | 5-11 | 170
North Little Rock, AR



20 Gavin Ware
JR | F | 6-9 | 260
Starkville, MS



22 Fallou Ndoeye
FR | F | 6-11 | 222
Senegal



23 Travis Daniels
JR | G | 6-8 | 219
Tuscaloosa, AL



25 Roquez Johnson
SR | F | 6-7 | 210
Montgomery, AL



32 Craig Sword
JR | G | 6-3 | 196
Montgomery, AL



33 Oliver Black
FR | F | 6-9 | 224
Jackson, MS



Rick Ray
Head Coach
3rd Year



George Brooks
Assistant Coach
5th Year



Wes Flanigan
Assistant Coach
3rd Year



Chris Hollender
Assistant Coach
3rd Year

MISSISSIPPI STATE ROSTER/MEDIA INFORMATION

Media Information

Credentials

◆Media members may obtain both season credentials and game-by-game passes by contacting Gregg Ellis at 662.325.3595.

Radio Network

◆Bulldog fans can catch all of MSU's games on the radio with the veteran broadcast talent of Jim Ellis (play-by-play), along with Richard Williams serving as the color analyst.

Check local listings for stations carrying the games.

Rick Ray Show

◆"Mississippi State Basketball with Rick Ray" returns for its third year. The 30-minute television program features MSU coach Rick Ray and his 2014-15 squad.

Hosted by veteran sportscaster Jim Ellis, the weekly show will detail game highlights, player interviews, scouting reports on upcoming opponents and courtside profiles showcasing interesting aspects of the MSU basketball program.

SEC Teleconference

◆The SEC's weekly teleconference is every Monday and will be coordinated through the SEC media relations office. To participate, contact Craig Pinkerton of the SEC at 205-458-3038. Rick Ray is scheduled for 11:17 a.m. CT.

Social Networking

◆Media and Bulldog fans can follow MSU tweets this year at both @msusportsregg and @HailStateMBK, in addition to @RickRay1.

On Instagram, media and fans can follow the account @HailStateMBK.

You can also follow MSU online at hailstate.com.



Media On Twitter

Michael Bonner, Clarion Ledger
@MikeBBonner
David Brandt, Associated Press
@davidbrandtAP
Bob Carskadon, HailState Beat
@bobcarskadon
Robbie Faulk, 24/7 Sports
@robbiefaulk247
Paul Jones, 24/7 Sports
@PJ247Sports
Logan Lowery, Daily Journal
@loganlowery
David Murray, Dawgs' Bite
@DawgsBiteMag
Danny P. Smith, Starkville Daily News
@sdndannyp
Gene Swindoll, Gene's Page
@GeneSwindoll
Ben Wait, Starkville Daily News
@bcwait
Brandon Walker, Commercial Dispatch
@BWonStateBeat

2014-15 MISSISSIPPI STATE ROSTER

Numerical Roster

No.	Name	Pos.	Ht.	Wt.	Yr.	Exp.	Hometown
0	Maurice Dunlap	G	6-2	175	Fr.	HS	Greenwood, MS (Amanda Elzy HS)
1	Fred Thomas	G	6-5	206	Jr.	2L	Jackson, MS (Jim Hill HS)
2	Demetrius Houston	F	6-7	210	Fr.	HS	Montgomery, AL (G.W. Carver HS)
3	Trivante Bloodman	G	6-0	190	Sr.	2L	Bronx, NY (Olney Central College)
4	Johnny Zuppardo	F	6-9	235	Jr.	JC	Bay St. Louis, MS (Jones Junior College)
5	Isaiah Butler	G	6-2	214	Sr.	HS	Brandon, MS (Brandon HS)
10	Jeffery Johnson	G	6-2	172	Sr.	HS	Memphis, TN (Germantown HS)
15	I.J. Ready	G	5-11	170	So.	1L	North Little Rock, AR (Parkview HS)
20	Gavin Ware	F	6-9	260	Jr.	2L	Starkville, MS (Starkville HS)
22	Fallou Ndoeye	F	6-11	222	RFr.	HS	Taif, Senegal (Findley Prep)
23	Travis Daniels	G	6-8	219	Jr.	JC	Tuscaloosa, AL (Shelton State CC)
25	Roquez Johnson	F	6-7	210	Sr.	3L	Montgomery, AL (G.W. Carver HS)
32	Craig Sword	G	6-3	196	Jr.	2L	Montgomery, AL (G.W. Carver HS)
33	Oliver Black	F	6-9	224	Fr.	HS	Jackson, MS (Wingfield HS)

Alphabetical Roster

No.	Name	Pos.	Ht.	Wt.	Yr.	Exp.	Hometown
33	Oliver Black	F	6-9	224	Fr.	HS	Jackson, MS (Wingfield HS)
3	Trivante Bloodman	G	6-0	190	Sr.	2L	Bronx, NY (Olney Central College)
5	Isaiah Butler	G	6-2	214	Sr.	HS	Brandon, MS (Brandon HS)
23	Travis Daniels	G	6-8	219	Jr.	JC	Tuscaloosa, AL (Shelton State CC)
0	Maurice Dunlap	G	6-2	175	Fr.	HS	Greenwood, MS (Amanda Elzy HS)
2	Demetrius Houston	F	6-7	210	Fr.	HS	Montgomery, AL (G.W. Carver HS)
10	Jeffery Johnson	G	6-2	172	Sr.	HS	Memphis, TN (Germantown HS)
25	Roquez Johnson	F	6-7	210	Sr.	3L	Montgomery, AL (G.W. Carver HS)
22	Fallou Ndoeye	F	6-11	222	RFr.	HS	Taif, Senegal (Findley Prep)
15	I.J. Ready	G	5-11	170	Fr.	HS	Little Rock, AR (Parkview HS)
32	Craig Sword	G	6-3	196	Jr.	2L	Montgomery, AL (G.W. Carver HS)
1	Fred Thomas	G	6-5	206	Jr.	2L	Jackson, MS (Jim Hill HS)
20	Gavin Ware	F	6-9	260	Jr.	2L	Starkville, MS (Starkville HS)
12	De'Runnya Wilson	F	6-5	225	So.	1L	Birmingham, AL (Wenonah HS)

HEAD COACH:

Rick Ray (Grand View College [IA], 1994; 3rd year)

ASSISTANTS:

Wes Flanigan (Auburn, 1997; 3rd year)

Chris Hollender (Evansville, 1998; 3rd year)

George Brooks (Mississippi State, 1997; 5th year)

Adam Gordon

OPERATIONS:

Tanner Smith

GRADUATE ASSISTANT COACH:

Adam Bauman

VIDEO:

Richard Akins

STRENGTH & CONDITIONING:

Ryan Dotson

TRAINER:

Pronunciation Guide

TRIVANTE BLOODMAN: TRA-VON-TAY

FALLOU NDOYE: FA-LOU NOY

JOHNNY ZUPPARDO: ZOO-PAR-DOUGH

ROQUEZ JOHNSON: RAW-QUEZ

MISSISSIPPI STATE BASKETBALL

GAME 29: SOUTH CAROLINA

GENERAL INFORMATION

Location: _____ Starkville, Mississippi
Founded: _____ February 28, 1878
Enrollment: _____ 20,424
Conference: _____ SEC
Nickname: _____ Bulldogs
Colors: _____ Maroon (PMS 202) & White
Arena: _____ Humphrey Coliseum (10,500)
President: _____ Dr. Mark E. Keenum
Director of Athletics: _____ Scott Stricklin
Faculty Representative: _____ Dr. Steven C. Turner
Web Site: _____ www.hailstate.com
Twitter: _____ @HailStateMBK

BASKETBALL HISTORY

First Year of Basketball: _____ 1908-09
Number of Seasons: _____ 103
All-Time Record: _____ 1,346-1,139
All-Time SEC Record: _____ 563-736
Total Number of Head Coaches: _____ 19
Humphrey Coliseum Record: _____ 407-166
20-Win Seasons: _____ 17
NCAA Tournament Appearances: _____ 10
NCAA Tournament Record: _____ 11-10
NCAA Tournament Final Fours: _____ 1
(1996, lost to Syracuse 77-69 in semis)
NIT Appearances: _____ 8
NIT Record: _____ 7-8
NIT Final Fours: _____ 1
(2007, lost 63-62 to West Virginia in semis)
SEC Championships: _____ 6
(2004, 1991, 1963, 1962, 1961, 1959)
SEC Tournament Championships: _____ 3
(2009, 2002 and 1996)
SEC Tournament Record: _____ 28-50
SEC Western Division Titles: _____ 7
(2010, 2008, 2007, 2004, 2003, 1996, 1995)

BASKETBALL STAFF

Head Coach: _____ Rick Ray
Alma Mater, Year: _____ Grand View College, 1994
Record at MSU/Years: _____ 36-57
Career Record/Years: _____ Same
Phone: _____ 662-325-3800
Assistant Coach: _____ Wes Flanigan
Assistant Coach: _____ Chris Hollender
Assistant Coach: _____ George Brooks
Director of Operations: _____ Adam Gordon
Video Coordinator: _____ Adam Bauman
Strength Coach: _____ Richard Akins
Athletic Trainer: _____ Ryan Dotson
Graduate Manager: _____ Tanner Smith
Administrative Asst.: _____ Suzanne Cook
Media Relations Contact: _____ Gregg Ellis
Office Phone: _____ 662-325-3595
Cell Phone: _____ 662-322-0145
Fax: _____ 662-325-3654
Email: _____ gellis@athletics.msstate.edu
Twitter: _____ @msusportsgregg

TEAM INFORMATION

2013-14 Overall Record _____ 14-19
2013-14 SEC Record _____ 3-15
SEC Finish: _____ 14th
National Ranking: _____ n/a
Starters Returning/Lost: _____ 5/0
Letterwinners Returning/Lost: _____ 7/4
Newcomers: _____ 9
Roster (Sr./Jr./So./Fr.): _____ (4/5/2/5)

MSU KNOWS HOW TO WIN GAMES AT 'THE HUMP'

Over the course of the last decade, Mississippi State's Humphrey Coliseum has become a difficult venue for opposing teams. Last year, MSU was 11-7, including an 8-1 mark against non-conference foes. This year, MSU is 8-8.

The Bulldogs have compiled a 39-season composite record of 407-166 (.710) at "The Hump" since Mississippi State's basketball facility opened prior to the 1975-76 campaign.

TRACKING MSU'S HOME SUCCESS UNDER RICK RAY

Season	Overall		SEC		Non-SEC	
	Record	Win %	Record	Win %	Record	Win %
2012-13	7-7	.500	3-6	.333	4-1	.800
2013-14	11-7	.611	3-6	.375	8-1	.889
2014-15	8-8	.500	2-6	.250	6-2	.750
Totals	26-22	.542	8-18	.308	18-4	.818

A LOOK AT THE HISTORY OF HUMPHREY COLISEUM



LARGEST CROWDS AT THE HUMP

Crowd	Opponent	Date
10,788	Kentucky	2-16-10
10,735	Ole Miss	2-7-04
10,645	Ole Miss	2-23-02
10,541	Florida	1-7-03
10,458	Auburn	3-2-04
10,437	Alabama	2-21-04
10,432	Alabama	3-5-05
10,432	Kentucky	1-13-04
10,429	Ole Miss	2-15-03
10,421	Ole Miss	1-26-08
10,412	Ole Miss	1-13-09
10,364	Ole Miss	2-9-12
10,338	Florida	1-24-07
10,315	Kentucky	1-9-96

INDIVIDUAL MSU RECORDS AT THE HUMP

Most Points Scored
40, Rickey Brown (Auburn, 3-7-77)

Most Rebounds
24, Wiley Peck (Alabama, 1-27-79)

Most Assists
15, Al Perry (Vanderbilt, 1-29-77)

TEAM MSU RECORDS AT THE HUMP

Most Points Scored
123, Troy State (12-5-95)

Most Rebounds
75, Mississippi Valley St. (11-21-00)

Most Consecutive Wins
14, 1-22-03 to 1-10-04

MSU COACH RICK RAY

Head Coach Rick Ray

- On April 1, 2012, Rick Ray was named the 19th head coach in Mississippi State history.
- In his first season at MSU, produced two players to the SEC All-Freshman team — Gavin Ware and Craig Sword.
- In his third season, he is 36-57 in the rebuilding process.
- On the staff of three different teams that have advanced to the NCAA Tournament — Indiana State, Purdue and Clemson.
- As an assistant at Clemson for two years, the Tigers won 38 games and advanced to the second round of the NCAA Tournament in 2011.
- During his time at Purdue as an assistant, the Boilermakers won 103 games in four years.
- All four teams at Purdue earned a berth in the NCAA Tournament, with the last two advancing to the Sweet 16.
- The 2009 Purdue team won 28 games and the Big 10 Tournament en route to garnering a No. 5 seed.
- The 2007 Purdue recruiting was considered one of the tops in the country, earning national rankings of No. 5 and No. 6 by Scout and Rivals, respectively.
- Ray was an assistant at Indiana State for seven years.
- In 2000 and 2001, the Sycamores won 20-plus games and made the NCAA Tournament.
- In 2000, ISU won the Missouri Valley Conference regular-season title with a 14-4 ledger.
- In 2001, Indiana State won the MVC Tournament before upsetting Oklahoma in the first round of the NCAA Tournament.
- Ray also spent two seasons at Northern Illinois (2005 and 2006), while his first coaching job was at Nebraska-Omaha.
- Ray and his wife, Breyana, have two sons, Deacon and Mason, and one daughter, Katriece.



Rick Ray Year-By-Year

2012-13	Result/Score
N. 9 at Troy	L, 56-53
N. 13 FLORIDA ATLANTIC	W, 78-58
N. 19 North Carolina	L, 95-49
N. 20 Marquette	L, 89-62
N. 21 Texas	L, 69-55
N. 27 ALCORN STATE	W, 60-52
D. 1 at Providence	L, 73-63
D. 4 TEXAS-SAN ANTONIO	W, 53-42
D. 15 at Loyola Chicago	L, 59-51
D. 22 Central Arkansas (Jackson, MS)	W, 79-72
D. 30 ALABAMA A&M	L, 59-57
J. 3 NEW ORLEANS	W, 97-46
J. 9 SOUTH CAROLINA	W, 56-54
J. 12 +at Georgia	W, 72-61
J. 16 +ALABAMA	L, 75-43
J. 19 +at Tennessee	L, 72-57
J. 23 +at Arkansas	L, 96-70
J. 26 +FLORIDA	L, 82-47
J. 30 +TEXAS A&M	OT L, 55-49
F. 2 +LSU	L, 69-68
F. 6 +at Ole Miss	L, 93-75
F. 9 +at Florida	L, 83-58
F. 13 +MISSOURI	L, 78-36
F. 16 +at LSU	L, 80-68
F. 20 +at Alabama	L, 64-56
F. 23 +VANDERBILT	L, 72-31
F. 27 +at Kentucky	L, 85-55
M. 2 +OLE MISS	W, 73-67
M. 6 +at South Carolina	L, 79-72
M. 9 +AUBURN	OT W, 74-71
M. 13 South Carolina*	W, 70-59
M. 14 Tennessee*	L, 69-53
2013-14	Result/Score
N. 8 PRAIRIE VIEW	W, 71-56
N. 14 KENNESAW STATE	W, 78-55
N. 19 MISSISSIPPI VALLEY STATE	W, 94-72
N. 23 at Utah State	L, 87-68
N. 27 JACKSON STATE	W, 58-56
D. 1 LOYOLA CHICAGO	OT W, 65-64
D. 5 TCU	L, 71-61
D. 13 SE Louisiana (Jackson, Miss.)	W, 68-62
D. 17 FLORIDA A&M	W, 78-65
D. 19 FLORIDA GULF COAST	W, 66-53
D. 22 South Florida (Las Vegas)	W, 71-66
D. 23 UNLV (Las Vegas)	L, 82-66
J. 2 MARYLAND EASTERN SHORE	W, 77-63
J. 8 +at Kentucky	L, 85-63
J. 11 +OLE MISS	W, 76-72
J. 15 +at Alabama	L, 80-61
J. 18 +TEXAS A&M	OT W, 81-72
J. 22 +AUBURN	W, 82-74
J. 25 +at Ole Miss	L, 82-63
J. 30 +FLORIDA	L, 62-51
F. 1 +at Vanderbilt	L, 55-49
F. 5 +at Texas A&M	L, 72-52
F. 8 +KENTUCKY	L, 69-59
F. 12 +GEORGIA	L, 75-55
F. 15 +at Auburn	L, 92-82
F. 19 +at LSU	L, 92-81
F. 22 +ARKANSAS	L, 73-69
F. 26 +TENNESSEE	L, 75-68
M. 1 +at Missouri	L, 85-66
M. 5 +at Georgia	L, 66-45
M. 8 +SOUTH CAROLINA	L, 74-62
M. 12 Vanderbilt*	W, 82-68
M. 13 Ole Miss*	L, 78-66
2014-15	Result/Score
N. 14 WESTERN CAROLINA	W, 66-56
N. 17 MISSISSIPPI VALLEY STATE	W, 89-68
N. 22 UTAH STATE	W, 71-63
N. 24 CLAYTON STATE	W, 59-46
N. 28 vs. St. Louis	W, 75-50
N. 29 vs. TCU	L, 61-52
D. 6 at Tulane	L, 59-54
D. 13 at Oregon State	L, 59-49
D. 17 ARKANSAS STATE	L, 69-54
D. 20 vs. USC Upstate	L, 53-51
D. 23 JACKSONVILLE	W, 70-47
D. 30 McNeese State	L, 66-47
J. 2 Florida State	W, 62-55
J. 7 +TENNESSEE	L, 61-47
J. 10 +at Florida	L, 72-47
J. 13 +at Texas A&M	L, 74-70
J. 17 +VANDERBILT	W, 57-54
J. 21 +at Auburn	W, 78-71
J. 24 +GEORGIA	L, 72-66
J. 28 +at Ole Miss	L, 79-73
J. 31 +LSU	W, 73-67
F. 3 +at Tennessee	W, 71-66
F. 7 +at Arkansas	L, 61-41
F. 10 +ALABAMA	L, 55-51
F. 14 +at Missouri	W, 77-74
F. 19 +OLE MISS	L, 71-65
F. 21 +ARKANSAS	L, 65-61
F. 25 +KENTUCKY	L, 74-56

+ - SEC Game

* - SEC Tournament

MSU Under Rick Ray

	2014-15	Total
Leads at Halftime	9-4	28-9
Trails at Halftime	3-12	5-47
Is Tied at Halftime		3-1
Shoots 45% or better from the field	9-2	24-8
Shoots less than 45% from the field	3-14	12-49
Opp. shoots less than 45% from the field	12-9	30-22
Opp. shoots 45% or better from the field	0-7	6-35
Outrebounds (or ties) the opponent	8-8	22-17
Outrebounded by the opponent	4-8	14-40
More assists (or tied) than opponent	7-1	29-4
Fewer assists than opponent	5-15	7-53
Fewer (or ties) TOs than opponent	5-6	20-22
More TOs than opponent	7-10	16-35
Holds opponents to 65 points or less	7-8	22-15
In games decided by 10 points or less	8-10	19-24
All Games	12-16	36-57
Home Games	8-8	26-22
Road Games	3-6	4-27
Neutral-sites	1-2	6-8
Non-SEC Games	7-6	21-15
Non-SEC Home Games	6-2	18-4
Non-SEC Road Games	0-2	0-6
Non-SEC Neutral-site Games	1-2	4-6
SEC Games	5-10	12-39
SEC Home Games	2-6	8-18
SEC Road Games	3-4	4-21
SEC Tournament		2-2
November Games	5-1	11-6
December Games	1-5	6-10
January Games	4-5	11-14
February Games	2-5	2-21
March Games		4-6
Monday Games	2-0	2-2
Tuesday Games	2-3	7-4
Wednesday Games	1-4	6-20
Thursday Games	0-1	4-5
Friday Games	3-0	5-1
Saturday Games	4-8	10-23
Sunday Games		2-1
Overtime Games		3-1
Television Games	12-15	22-53
Games vs. Ranked Opponents	0-2	0-9

Rick Ray vs. All Opponents

Alabama	0-4
Alabama A&M	0-1
Alcorn State	1-0
Arkansas	0-4
Arkansas State	0-1
Auburn	3-1
Central Arkansas	1-0
Clayton State	1-0
Florida	0-4
Florida Atlantic	1-0
Florida A&M	1-0
Florida Gulf Coast	1-0
Florida State	1-0
Georgia	1-3
Jackson State	1-0
Jacksonville	1-0
Kennesaw State	1-0
Kentucky	0-4
Loyola Chicago	1-1
LSU	1-3
Marquette	0-1
Maryland Eastern Shore	1-0
McNeese State	0-1
Mississippi Valley State	2-0
Missouri	1-2
New Orleans	1-0
North Carolina	0-1
Ole Miss	2-5
Oregon State	0-1
Prairie View A&M	1-0
Providence	0-1
Saint Louis	1-0
South Carolina	2-2
South Carolina Upstate	0-1
South Florida	1-0
Southeastern Louisiana	1-0
TCU	0-2
Tennessee	1-4
Texas	0-1
Troy	0-1
Texas A&M	1-3
Texas-San Antonio	1-0
Tulane	0-1
UNLV	0-1
Utah State	1-1
Vanderbilt	2-2
Western Carolina	1-0
TOTAL	36-57

MISSISSIPPI STATE BY THE NUMBERS

GAME-BY-GAME SPECIALTY STATS (MSU First)						GAME-BY-GAME LEAD/DEFICIT			
<u>Opponent</u>	<u>Bench</u>	<u>Paint</u>	<u>Off TO</u>	<u>2nd Chance</u>	<u>Fast Break</u>	<u>Opponent</u>	<u>Largest Lead</u>	<u>Largest Deficit</u>	<u>Final Score</u>
Western Carolina	12/5	16/16	15/15	7/16	0/4	Western Carolina	12 (59-47, 2nd)	6 (10-16, 1st)	W, 66-56
Mississippi Valley St.	12/30	50/28	26/26	13/6	12/10	Miss. Valley St.	33 (73-40, 2nd)	Never Trailed	W, 89-69
Utah State	14/7	30/18	11/12	14/9	4/6	Utah State	8 (71-63, 2nd)	7 (34-41, 2nd)	W, 71-63
Clayton State	14/9	38/26	16/12	7/15	12/4	Clayton State	20 (48-28, 2nd)	2 (0-2, 1st)	W, 59-46
St. Louis	14/25	24/24	8/13	6/6	17/0	St. Louis	29 (75-46, 2nd)	Never Trailed	W, 75-50
TCU	9/34	26/28	12/11	6/14	6/0	TCU	2 (19-17, 1st)	13 (21-34, 2nd)	L, 61-52
Tulane	8/14	26/26	11/8	12/9	2/8	Tulane	4 (18-14, 1st)	14 (34-41, 2nd)	L, 59-54
Oregon State	12/21	20/28	14/23	8/13	6/4	Oregon State	Never led	16 (37-41, 2nd)	L, 59-49
Arkansas State	40/4	28/24	9/8	12/6	6/2	Arkansas State	3 (15-12, 1st)	14 (55-69, 2nd)	L, 69-59
USC Upstate	4/17	22/24	6/14	15/7	2/8	USC Upstate	2 (35-33, 2nd)	8 (23-31, 2nd)	L, 53-51
Jacksonville	27/20	28/26	12/13	11/5	8-6	Jacksonville	25 (70-45, 2nd)	Never Trailed	W, 70-47
McNeese State	20/11	28/26	10/14	10/14	8/8	McNeese State	Never led	23 (30-53, 2nd)	L, 66-47
Florida State	24/8	40/26	22/15	12/12	6/6	Florida State	7 (62-55, 2nd)	5 (22027, 2nd)	W, 62-55
Tennessee	30/25	20/8	15/14	8/15	4/0	Tennessee	3 (17-14, 1st)	18 (30-48, 2nd)	L, 61-47
Florida	32/35	16/32	7/26	12/13	2/8	Florida	Never led	29 (27-56, 2nd)	L, 72-47
Texas A&M	20/2	16/32	11/18	17/8	7/15	Texas A&M	3 (30-27, 2nd)	10 (33-43, 2nd)	L, 74-70
Vanderbilt	8/12	20/28	8/16	9/6	4/4	Vanderbilt	7 (42-35, 2nd)	12 (14-26, 1st)	W, 57-54
Auburn	16/11	28/34	21/18	20/14	10/4	Auburn	18 (48-30, 2nd)	7 (0-7, 1st)	W, 78-71
Georgia	12/11	28/18	14/11	9/8	8/2	Georgia	8 (12-4, 1st)	12 (31-43, 2nd)	L, 72-66
Ole Miss	13/32	28/22	10/23	15/10	6/2	Ole Miss	13 (45-32, 2nd)	7 (65-72, 2nd)	L, 79-73
LSU	26/8	28/36	12/12	4/16	10/8	LSU	7 (23-16, 1st)	3 (31-34, 2nd)	W, 73-67
Tennessee	24/10	12/26	16/24	6/17	6/6	Tennessee	8 (40-32, 2nd)	6 (7-13, 2nd)	W, 71-66
Arkansas	4/18	18/30	11/22	4/12	2/8	Arkansas	1 (1-0, 1st)	25 (33-58, 2nd)	L, 61-41
Alabama	9/11	24/22	9/18	8/8	6/2	Alabama	3 (12-9, 1st)	8 (41-49, 2nd)	L, 55-51
Missouri	10/22	18/34	14/14	11/18	7/2	Missouri	17 (33-16, 1st)	5 (0-5, 1st)	W, 77-74
Ole Miss	14/17	30/18	9/11	16/8	6/2	Ole Miss	10 (26-16, 1st)	8 (36-44, 2nd)	L, 71-66
Arkansas	10/11	30/24	16/23	8/7	6/6	Arkansas	8 (23-15, 1st)	6 (54-60)	L, 65-61
Kentucky	12/19	26/38	6/8	12/9	6/10	Kentucky	Never led	24 (41-65)	L, 74-56
South Carolina						South Carolina			
Vanderbilt						Vanderbilt			
Missouri						Missouri			

Mississippi State Scoring By The Half

Team	1st Half	2nd Half
Western Carolina	31	35
Mississippi Valley State	58	31
Utah State	34	37
Clayton State	29	30
St. Louis	37	38
TCU	21	31
Tulane	26	28
Oregon State	23	26
Arkansas State	27	28
USC Upstate	15	36
Jacksonville	36	27
McNeese State	23	24
Florida State	22	40
Tennessee	23	24
Florida	19	28
Texas A&M	28	42
Vanderbilt	18	26
Auburn	31	47
Georgia	31	35
Ole Miss	32	41
LSU	31	28
Tennessee	32	39
Arkansas	9	32
Alabama	21	30
Missouri	40	37
Ole Miss	32	33
Arkansas	33	28
Kentucky	27	29
South Carolina		
Vanderbilt		
Missouri		

Lowest First Half: 9, Arkansas
Highest First Half: 58, Mississippi Valley State
Lowest 2nd Half: 24, McNeese State, Tennessee
Highest 2nd Half: 47, Auburn

Opponent Scoring By The Half

Team	1st Half	2nd Half
Western Carolina	30	26
Mississippi Valley State	34	34
Utah State	38	25
Clayton State	18	28
St. Louis	27	23
TCU	30	31
Tulane	28	31
Oregon State	30	29
Arkansas State	35	34
USC Upstate	22	31
Jacksonville	27	20
McNeese State	36	30
Florida State	25	30
Tennessee	26	35
Florida	39	33
Texas A&M	27	47
Vanderbilt	26	28
Auburn	22	49
Georgia	36	36
Ole Miss	28	51
LSU	28	39
Tennessee	30	36
Arkansas	30	31
Alabama	25	30
Missouri	29	45
Ole Miss	27	44
Arkansas	32	33
Kentucky	36	38
South Carolina		
Vanderbilt		
Missouri		

Lowest First Half: 18, Clayton State
Highest First Half: 39, Florida
Lowest 2nd Half: 20, Jacksonville
Highest 2nd Half: 51, Ole Miss

MISSISSIPPI STATE BY THE NUMBERS

MSU'S 2014-15 RECORD WHEN . . .

Leads at Halftime	9-4
Trails at Halftime	3-12
Is Tied at Halftime	
Shoots 45% or better from the field	9-2
Shoots less than 45% from the field	3-14
Opp. shoots less than 45% from the field	12-9
Opp. shoots 45% or better from the field	0-7
Outrebounds (or ties) the opponent	8-8
Outrebounded by the opponent	4-8
More Assists (or ties) than the opponent	7-1
Fewer Assists than the opponent	5-15
Fewer (or ties) TOs than opponent	5-6
More TOs than opponent	7-10
Holds opponents to 65 points or less	7-8
In games decided by 10 points or less	8-10

MSU'S 2014-15 RECORD IN . . .

All Games	12-16
Home Games	8-8
Road Games	3-6
Neutral-sites	1-2
Non-SEC Games	7-6
Non-SEC Home Games	6-2
Non-SEC Road Games	0-2
Non-SEC Neutral-site Games	1-2
SEC Games	5-10
SEC Home Games	2-6
SEC Road Games	3-4
SEC Tournament	
November Games	5-1
December Games	1-5
January Games	4-5
February Games	2-5
March Games	
Monday Games	2-0
Tuesday Games	2-2
Wednesday Games	1-5
Thursday Games	0-1
Friday Games	3-0
Saturday Games	4-8
Sunday Games	
Overtime Games	
Television Games	12-15
Games vs. Ranked Opponents	0-2

MISC. 2014-15 TEAM STATS

Largest Lead Surrendered in Loss:

13, Ole Miss (1-28-15)

Largest Deficit Overcome in Win:

12, Vanderbilt (1-17-15)

Largest Lead at Anytime:

33, Mississippi Valley State (11-17-14)

Largest Deficit Anytime:

29, Florida (1-10-15)

MISCELLANEOUS MSU INDIVIDUAL STATISTICS

Games Scoring in Double Figures:	Ware 16, Thomas 14, Johnson 12, Sword 11, Ready 9, Daniels 8, Bloodman 3, Ndoye
Games Scoring 20-plus Points:	Johnson 4, Sword 3, Daniels, Thomas
Games Scoring 30-plus Points:	
Games Rebounding in Double Figures:	Ware 5, Johnson
Games With Double Figures in Assists:	
Games With Double-Doubles:	Ware 3, Johnson
Games With Triple-Doubles:	
Games As Team High Scorer (or co-leader):	Johnson 9, Sword 7, Thomas 6, Ready 4, Daniels 2, Ware 3
Games As Team High Rebounder (or co-leader):	Ware 18, Johnson 9, Daniels 7, Ndoye, Thomas, Black
Games As Team Leader in Assists (or co-leader):	Bloodman 13, Ready 10, Sword 8, Johnson 2, Thomas 2, Houston 2, Ndoye, Daniels
Games As Team Leader in Steals (or co-leader):	Ready 11, Sword 8, Thomas 5, Johnson 5, Bloodman 5, Black 4, Ndoye 4, Houston 3, Daniels 3, Ware 2
Games As Team Leader in Blocks (or co-leader):	Ware 16, Thomas 6, Ndoye 7, Daniels 4, Houston 4, Black 3, Houston 4, Sword 2, R. Johnson 2, J. Johnson, Bloodman
Games As Team Leader in Turnovers (or co-leader):	Bloodman 8, Thomas 7, Sword 8, Daniels 4, Houston 4, Johnson 5, Ndoye 3, Ware 4, Ready 2, Black

MSU'S RECORD BY STARTING LINEUP

Bloodman, Thomas, Daniels, Ware, Johnson	5-2
Bloodman, Thomas, Daniels, Ware, Sword	0-2
Bloodman, Thomas, Ready, Johnson, Ndoye	0-1
Ready, Thomas, Daniels, Ndoye, Black	1-0
Ready, Thomas, Daniels, Ndoye, Johnson	0-1
Ready, Sword, Daniels, Ndoye, Black	1-2
Ready, Sword, Daniels, Ware, Johnson	5-4
Ready, Sword, Thomas, Ware, Johnson	0-3
Bloodman, Sword, Daniels, Ware, Johnson	0-1

GAME-BY-GAME STARTERS

Opponent	Date	Guard	Guard	Guard	Forward	Forward	Record
Western Carolina	11-14-14	Bloodman	Thomas	Daniels	Ware	Johnson	1-0
Miss. Valley State	11-17-14	Bloodman	Thomas	Daniels	Ware	Johnson	2-0
Utah State	11-22-14	Bloodman	Thomas	Daniels	Ware	Johnson	3-0
Clayton State	11-24-14	Bloodman	Thomas	Daniels	Ware	Johnson	4-0
St. Louis	11/28/14	Bloodman	Thomas	Daniels	Ware	Johnson	5-0
TCU	11/29/14	Bloodman	Thomas	Daniels	Ware	Johnson	5-1
Tulane	12-06-14	Bloodman	Thomas	Daniels	Ware	Johnson	5-2
Oregon State	12-13-14	Bloodman	Thomas	Sword	Ware	Daniels	5-3
Arkansas State	12-17-14	Bloodman	Thomas	Sword	Ware	Daniels	5-4
USC Upstate	12-20-14	Bloodman	Thomas	Ready	Ndoye	Johnson	5-5
Jacksonville	12-23-14	Ready	Thomas	Daniels	Ndoye	Black	6-5
McNeese State	12-30-14	Ready	Thomas	Daniels	Ndoye	Johnson	6-6
Florida State	01-02-15	Ready	Sword	Daniels	Ndoye	Black	7-6
Tennessee	01-07-15	Ready	Sword	Daniels	Ndoye	Black	7-7
Florida	01-10-15	Ready	Sword	Daniels	Ndoye	Black	7-8
Texas A&M	01-13-15	Ready	Sword	Daniels	Ware	Johnson	7-9
Vanderbilt	01-17-15	Ready	Sword	Daniels	Ware	Johnson	8-9
Auburn	01-21-15	Ready	Sword	Daniels	Ware	Johnson	9-9
Georgia	01-24-15	Ready	Sword	Daniels	Ware	Johnson	9-10
Ole Miss	01-28-15	Ready	Sword	Daniels	Ware	Johnson	9-11
LSU	01-31-15	Ready	Sword	Daniels	Ware	Johnson	10-11
Tennessee	02-03-15	Ready	Sword	Daniels	Ware	Johnson	11-11
Arkansas	02-07-15	Ready	Sword	Thomas	Ware	Johnson	11-12
Alabama	02-10-15	Ready	Sword	Thomas	Ware	Johnson	11-13
Missouri	02-14-15	Ready	Sword	Daniels	Ware	Johnson	12-13
Ole Miss	02-19-15	Ready	Sword	Daniels	Ware	Johnson	12-14
Arkansas	02-21-15	Bloodman	Sword	Daniels	Ware	Johnson	12-15
Kentucky	02-25-15	Ready	Sword	Thomas	Ware	Johnson	12-16
South Carolina	02-28-15						
Vanderbilt	03-04-15						
Missouri	03-07-15						

2014-15 Win-Loss Differential

Diff.	1	2	3	4	5	6	7	8	9	10	11	12	13	14	15	16	17	18	19	20	21	22	23	24	25+
Won			2	1	2	1	1			1			1							1		1		1	
Lost	1			3	1	3			1	1				2				1	1	1					1

MISSISSIPPI STATE BY THE NUMBERS

Mississippi State In Overtime Games

This Season	0-0
Overall Overtime Record	60-49
Home Overtime Record	34-21
Road Overtime Record	18-20
Neutral Site Overtime Record	8-8
Humphrey Coliseum Overtime Record	25-16
SEC Tournament Overtime Record	2-5
Double Overtime Record	6-5
Four Overtime Record	0-2
Postseason Overtime Record	1-0
Last OT Played (10T)	vs. Texas A&M (W, 81-72, 1/18/14)
Last Double OT	vs. UMass (L, 101-96, 3/13/12)
Last Triple OT	vs. Alabama (L, 79-78, 2/27/11)
Last Four OT	vs. Ole Miss (W, 104-102, 1/24/90)

Mississippi State Coaches In Overtime Games

Babe McCarthy	6-5
Home Overtime Record	2-2
Road Overtime Record	2-2
Neutral Site Overtime Record	2-1
Joe Dan Gold	5-3
Home Overtime Record	3-3
Road Overtime Record	1-0
Neutral Site Overtime Record	1-0
Kermit Davis	8-6
Home Overtime Record	5-3
Road Overtime Record	3-3
Ron Greene	2-0
Home Overtime Record	2-0
Jim Hatfield	3-3
Home Overtime Record	3-2
Road Overtime Record	0-1
Bob Boyd	3-4
Home Overtime Record	2-1
Road Overtime Record	1-2
Neutral Site Overtime Record	0-1
Richard Williams	15-11
Home Overtime Record	7-3
Road Overtime Record	5-5
Neutral Site Overtime Record	3-3
Rick Stansbury	15-16
Home Overtime Record	7-6
Road Overtime Record	6-7
Neutral Site Overtime Record	2-3
Rick Ray	3-1
Home Overtime Record	3-1

OVERTIME FOES

TEAM	RECORD	TEAM	RECORD
Alabama	6-6	Morehead State	1-0
Alaska-Fairbanks	1-0	Northeastern Louisiana	0-1
Arkansas	2-1	Northwestern State	0-1
Auburn	6-4	Oklahoma	1-0
Baylor	1-0	Ole Miss	6-3
BYU	0-1	Old Dominion	0-1
California	0-1	San Diego	0-1
Drake	1-0	Santa Clara	2-0
Florida	0-3	Southern Mississippi	1-0
Florida State	1-0	Southwestern Louisiana	1-0
Georgia	3-3	South Alabama	1-0
Georgia Tech	1-0	South Carolina	3-0
Houston	0-1	Tennessee	6-2
Idaho	0-1	Texas	1-0
Kentucky	4-5	Texas A&M	1-1
Loyola	1-0	Troy	2-0
LSU	3-4	Tulane	0-1
Memphis State	1-0	UAB	0-1
Missouri-Kansas City	0-1	UMass	0-1
Montana	1-0	Vanderbilt	2-5

MSU Season and Career Totals

	2014-15	Career
Double-Figure Scoring		
Gavin Ware	16 (8-9)	42 (20-22)
Trivante Bloodman	3 (2-1)	17 (6-11)
Roquez Johnson	12 (6-6)	42 (22-20)
Craig Sword	11 (4-7)	48 (22-26)
Fred Thomas	14 (9-5)	39 (20-19)
I.J. Ready	9 (4-5)	15 (7-8)
Travis Daniels	8 (4-4)	8 (4-4)
Fallou Ndoeye	1 (0-1)	1 (0-1)

20-Plus Point Games

Gavin Ware		4 (4-0)
Craig Sword	3 (2-1)	9 (5-4)
Colin Borchert		4 (3-1)
Fred Thomas	1 (1-0)	2 (2-0)
Roquez Johnson	4 (2-2)	6 (4-2)
Travis Daniels	1 (1-0)	1 (1-0)

30-Plus Point Games

Craig Sword		1 (0-1)
-------------	--	---------

10-Plus Rebound Games

Gavin Ware	5 (4-1)	16 (12-4)
Roquez Johnson	2 (1-1)	3 (2-1)

Double-Doubles

Gavin Ware	3 (3-0)	12 (9-3)
Roquez Johnson	1 (0-1)	2 (1-1)

3-Plus 3-Point Games

Fred Thomas	7 (3-4)	17 (8-9)
I.J. Ready	3 (0-2)	4 (0-4)
Travis Daniels	2 (1-1)	2 (1-1)
Craig Sword	2 (1-1)	3 (1-2)

10-Plus 3-Point Attempt Games

Thomas		1 (0-1)
--------	--	---------

3-Plus Steal Games

I.J. Ready	2 (2-0)	8 (5-3)
Fred Thomas	1 (0-1)	14 (8-6)
Craig Sword	3 (1-2)	17 (7-10)
Roquez Johnson		1 (0-1)
Trivante Bloodman	1 (1-0)	5 (3-2)
Gavin Ware		1 (1-0)
Demetrius Houston	2 (1-1)	2 (1-1)
Oliver Black	1 (1-0)	1 (1-0)

5-Plus Block Games

Ware		1 (0-1)
------	--	---------

5-Plus Made Free Throws

Trivante Bloodman	3 (3-0)	15 (10-5)
Roquez Johnson	6 (3-3)	20 (11-9)
Craig Sword	7 (4-3)	20 (12-8)
Fred Thomas	7 (6-1)	12 (8-4)
Gavin Ware	5 (3-2)	11 (6-5)
Travis Daniels	2 (1-1)	2 (1-1)
Maurice Dunlap	1 (1-0)	1 (1-0)
I.J. Ready	1 (1-0)	1 (1-0)

Note: Record in games in ()

THE LAST TIME . . .

THE LAST TIME AN MSU PLAYER ...

Scored 30 or more points in a game:

32, Ravern Johnson vs. Tenn. St. (11-12-10)

Scored 33 or more points in a game:

33, Craig Sword at LSU (2-19-14)

Scored 34 or more points in a game:

34, Arnett Moultrie vs. UMass (3-13-12)

Scored 35 or more points in a game:

36, Jeff Malone at Ole Miss (2-19-83)

Scored 37 or more points in a game:

39, Jeff Malone vs. Alabama (1-31-83)

Scored 40 or more points in a game:

40, Rickey Brown vs. Auburn (3-7-77)

Scored 20+ points in back-to-back games:

Craig Sword (24 vs. Loyola 12-01-13;

24 vs. TCU (12-05-13)

Scored 20+ points in three-consecutive games:

Craig Sword (24 vs. Loyola, 12-01-13; 24 vs.

TCU, 12-05-13; 22 vs. SELA, 12-13-13)

Scored 20+ points in five-consecutive games:

Jeff Malone, 1982-83 (11 consecutive)

Scored 30+ points in back-to-back games:

Jeff Malone (36 at Ole Miss & 30 vs.

Georgia, 1982-83)

Scored 30+ points in three-consecutive games:

Jeff Malone (33 at LSU; 36 at Ole Miss &

30 vs. Georgia, 1982-83)

Two players score 20+ points in same game:

Craig Sword, 22; Roquez Johnson, 22, at

Missouri (2-14-15)

Made 10 field goals in a game:

10, Craig Sword at Ole Miss (1-28-15)

Made 11 field goals in a game:

11, Craig Sword at LSU (2-19-14)

Made 12 field goals in a game:

12, Arnett Moultrie vs. UMass (3-13-12)

Made 13 field goals in a game:

13, Horatio Webster vs. SW Missouri St.

(11-23-97)

Made 14 field goals in a game:

14, Cameron Burns at Georgia (1-17-90)

Made 15 or more field goals in a game:

16, Raymond Brown vs. Florida (3-2-85)

Attempted 20 field goals in a game:

20, Ravern Johnson vs. St. Mary's (12-29-10)

Attempted 21 or more field goals in a game:

21, Dee Bost vs. Kentucky (2-16-10)

Attempted 23 or more field goals in a game:

23, Arnett Moultrie vs. UMass (3-13-12)

Attempted 25 field goals in a game:

25, Chuck Evans at Alabama (3-6-93)

Attempted 26 field goals in a game:

26, Tony Watts at Ole Miss (2-22-92)

Attempted 27 or more field goals in a game:

28, Jeff Malone vs. Vanderbilt (1-8-83)

Made six 3-pointers in a game:

6, Dee Bost vs. Old Dominion (11-28-09)

Made seven 3-pointers in a game:

7, Dee Bost vs. Troy (12-10-11)

Made eight or more 3-pointers in a game:

8, Winsome Frazier vs. UMKC (11-23-04)

Attempted 11 3-pointers in a game:

11, Dee Bost vs. Detroit (12-17-11)

Attempted 12 3-pointers in a game:

12, Ravern Johnson vs. ETSU (12-11-10)

Attempted 13 or more 3-pointers in a game:

13, Dee Bost vs. Troy (12-10-11)

Attempted 16 or more 3-pointers in a game:

17, Darryl Wilson vs. Alabama (3-4-95)

Made 14 or more free throws in a game:

14, Trivante Bloodman vs. Auburn (2-15-14)

Made 15 or more free throws in a game:

15, Craig Sword vs. Ole Miss (1-11-14)

Attempted 17 free throws in a game:

17, Jarvis Varnado at Houston (12-19-09)

Attempted 18 free throws in a game:

18, Craig Sword vs. Ole Miss (1-11-14)

Attempted 19 free throws in a game:

19, Carl Nichols vs. SE La. (12-1-88)

Had 16 rebounds in a game:

16, Gavin Ware vs. Maryland ES (1-2-14)

Had 17 rebounds in a game:

17, Gavin Ware at Auburn (1-21-15)

Had 18 or more rebounds in a game:

21, Wesley Morgan vs. SE La. (11-28-05)

Had 22 or more rebounds in a game:

23, Rickey Brown vs. Vanderbilt (12-6-79)

Had 24 or more rebounds in a game:

24, Wiley Peck vs. Alabama (1-27-79)

Had 10 or more offensive rebounds in a game:

11, Arnett Moultrie vs. Northwestern State

(12-22-11)

Had 10 or more defensive rebounds in a game:

10, Gavin Ware vs. LSU (1-31-15)

Had 13 or more defensive rebounds in a game:

13, Colin Borchert (3-9-13)

Had 15 or more defensive rebounds in a game:

15, Jarvis Varnado at San Diego (12-31-09)

Had 10 assists in a game:

10, Dee Bost vs. LSU (1-25-11)

Had 11 assists in a game:

11, Dee Bost vs. Vanderbilt (3-11-11)

Had 13 assists in a game:

13, Dee Bost vs. Ole Miss (2-9-12)

Had 14 assists in a game:

14, Gary Ervin vs. Florida A&M (12-20-04)

Had 15 or more assists in a game:

16, Chuck Evans at UMKC (2-23-93)

Had 10 or more turnovers in a game:

10, Charles Rhodes vs. Nicholls (11-11-06)

Had five or more blocks in a game:

5, Gavin Ware at Loyola (12-15-12)

Had seven blocks in a game:

7, Jarvis Varnado at LSU (2-20-10)

Had eight blocks in a game:

8, Jarvis Varnado vs. Alabama (2-24-10)

Had nine blocks in a game:

9, Jarvis Varnado at Vanderbilt (2-3-10)

Had 10 blocks in a game:

10, Jarvis Varnado vs. Arkansas (1-14-10)

Had 10+ blocks in two consecutive games:

Jarvis Varnado (10 vs. Georgia & 10 vs.

Kentucky, 2007-08)

Had five steals in a game:

5, Fred Thomas vs. Clayton State (11-24-14)

Had six or more steals in a game:

7, Craig Sword vs. Ole Miss (1-11-14)

LAST TIME AN MSU TEAM...

Scored 100 or more points:

106 vs. Troy (12-10-11)

Scored 100 or more points in an SEC game:

105 vs. Auburn (3-2-04)

Allowed 100 or more points in an SEC game:

115 at Arkansas (2-20-93)

Allowed 100 or more points in non-SEC play:

101 vs. UMass (3-13-12)

Was held to 52 points or less:

51 vs. Alabama (2-10-15)

Was held to 50 points:

50 vs. Alabama (2-25-12)

Was held to 49 points or less:

47 vs. Florida (1-10-15)

Was held to 45 points or less:

41 at Georgia (2-7-15)

Was held to 40 points or less:

36 vs. Missouri (2-13-13)

Was held to 35 points or less:

31 vs. Vanderbilt (2-23-13)

Was held to fewer than 10 points in a half:

9 at Arkansas, first (2-7-15)

Held opponent to 59 points or less:

59 vs. Oregon State (12-13-14)

Held opponent to 56 points or less:

56 vs. Western Carolina (11-14-14)

Held opponent to 55 points or less:

55 vs. Alabama (2-10-15)

Held opponent to 50 points or less:

47 vs. Jacksonville (12-23-14)

Held opponent to 45 points or less:

45 vs. MVSU (12-28-09)

Held opponent to 42 points or less:

42 vs. Texas-San Antonio (12-4-12)

Held opponent to 39 points or less:

39 at LSU (1-9-08)

Shot 50 percent or better from the field:

.500 [26-52] at LSU (2-19-14)

Shot 55 percent or better from the field:

.561 [23-41] at Missouri (2-14-15)

Shot 60 percent or better from the field:

.604 [29-48] vs. Auburn (2-4-12)

Shot 65 percent or better from the field:

.660 [35-53] vs. Western Kentucky (1-5-09)

Was held to less than 35 percent from the field:

.311 [14-45] at Arkansas (2-7-15)

Was held to less than 30 percent from the field:

.283 [17-60] vs. North Carolina (11-19-12)

Was held to less than 25 percent from the field:

.175 [7-40] vs. Vanderbilt (2-23-13)

Held opp. to 35 percent or less from the field:

.327 [17-52] vs. Arkansas (2-10-15)

Held opp. to 30 percent or less from the field:

.273 [15-55] vs. Texas-San Antonio (12-4-12)

Opponent shot 50 percent or better:

.528 [28-53] Florida (1-10-15)

Opponent shot 60 percent or better:

.623 [33-53] Missouri (3-1-14)

Made 35 or more field goals:

35 vs. Mississippi Valley State (11-19-13)

Made 40 or more field goals:

40 vs. Troy (12-10-11)

Made fewer than 15 field goals:

14 at Arkansas (2-7-15)

Attempted 70 or more shots from the field:

71 vs. Troy (12-10-11)

Attempted 80 or more shots from the field:

80 at Alabama (2-21-09)

Attempted just 40 shots from the field:

40 vs. Vanderbilt (2-23-13)

Attempted 39 or fewer shots from the field:

34 vs. Tennessee (2-3-15)

Made 10 or more 3-pointers:

10 at Texas A&M (1-13-15)

Made 12 3-pointers:

12 vs. Auburn (2-4-12)

Made 15 3-pointers:

15 vs. North Carolina A&T (12-12-10)

Made 16 3-pointers:

16 vs. Troy (12-10-11)

Did not make a 3-pointer:

[0-10] at Arkansas (2-7-15)

Made just one 3-pointer:

vs. Tennessee (1-7-15)

Made just two 3-pointers:

vs. Kentucky (2-25-15)

Attempted nine 3-pointers or less:

9 vs. Tennessee (1-7-15)

Attempted six 3-pointers or less:

6 at Ole Miss (1-29-03)

Attempted 25 3-pointers:

25 vs. Georgia (2-14-12)

Attempted 26 3-pointers:

26 vs. South Carolina (3-5-11)

Attempted 27 or more 3-pointers:

29 vs. Ole Miss (1-18-12)

Attempted 30 or more 3-pointers:

31 vs. Troy (12-10-11)

Attempted 35 or more 3-pointers:

35 vs. Kentucky (2-16-10)

Made 31 or more free throws:

31 vs. Auburn (1-22-14)

Made 40 or more free throws:

41 vs. LSU (2-11-09)

THE LAST TIME (CONTINUED) . . .

Made 50 or more free throws:

52 vs. LSU (2-11-09)

Made fewer than five free throws:

4 at Vanderbilt (2-1-14)

Made fewer than four free throws:

3 vs. Baylor (12-28-11)

Made only 1 free throw:

1 vs. Florida (1-30-14)

Attempted 30 or more free throws:

33 at Missouri (2-14-15)

Attempted 35 or more free throws:

35 vs. Tennessee (2-3-15)

Attempted 40 or more free throws:

44 vs. Tennessee (1-7-15)

Attempted 45 or more free throws:

45 vs. Florida A&M (12-17-13)

Attempted fewer than 10 free throws:

6, vs. Florida (1-30-14)

Had 50 or more rebounds:

51 vs. Prairie View (11-8-13)

Had 55 or more rebounds:

58 vs. Troy (12-10-05)

Had 59 or more rebounds:

59 at Houston (12-19-09)

Had fewer than 25 rebounds:

21 vs. McNeese State (12-30-14)

Had 20 or fewer rebounds:

20 vs. Florida (1-26-13)

Had 20 or more assists:

20 vs. Louisiana-Monroe (11-21-11)

Had 21 or more assists:

21 vs. Auburn (2-4-12)

Had 25 or more assists:

25 vs. St. Bonaventure (12-05-09)

Had 30 or more assists:

30 vs. Troy (12-10-11)

Had 5 Assists:

5, Alabama (2-10-15)

Had Fewer Than 5 Assists:

4, Tennessee (1-2-15)

Had 20 or more turnovers:

20 vs. South Carolina (3-6-13)

Had 21 or more turnovers:

21 vs. Jacksonville (12-23-14)

Had 23 or more turnovers:

23 vs. Arkansas (2-21-15)

Had 24 or more turnovers:

24 at Arkansas (2-7-15)

Had 25 turnovers:

26 vs. Mississippi Valley State (11-17-14)

Had 29 or more turnovers:

29 at Arkansas (1-23-13)

Had 30 or more turnovers:

31 at Kentucky (1-7-97)

Had 34 or more turnovers:

34 at Evansville (12-17-75)

Had fewer than 10 turnovers:

8 vs. Kentucky (2-25-15)

Had five or fewer turnovers:

5 vs. Florida Atlantic (11-30-10)

Forced 25 or more turnovers

26 vs. Kennesaw State (11-14-13)

Had 10 blocked shots:

10 vs. Tennessee (1-12-12)

Had 11 blocked shots:

11 at Alabama (2-21-09)

Had 12 blocked shots:

12 vs. Troy (11-26-10)

Had 13 blocked shots:

13 vs. Arkansas (1-14-10)

Had 14 blocked shots:

14 vs. Texas-Pan American (11-24-09)

Had 16 blocked shots:

16 vs. Georgia (1-12-08)

Had 10 steals:

10 vs. Auburn (12-1-15)

Had 11 steals:

11 at Clayton State (11-24-14)

Had 12 steals:

12 vs. LSU (1-31-15)

Had 13 or more steals:

14 vs. South Carolina (1-9-13)

Had 15 or more steals:

15 vs. Florida Gulf Coast (12-19-13)

Had 17 or more steals:

17 vs. Florida Atlantic (11-13-12)

Had 20 or more steals:

20 vs. Nicholls State (11-17-01)

Had 1 steal or less:

1 vs. Vanderbilt (3-11-11)

0 MAURICE DUNLAP



Freshman | Guard

6-2 | 175

Greenwood, MS

Amanda Elzy HS

Season Highs

Points: 6, Western Carolina, 11-14-14
FGM: 2, twice, last vs. Clayton State, 11-24-14
FGA: 5, MVSU, 11-17-14
3FGM: 2, Western Carolina, 11-14-14
3FGA: 4, Western Carolina, 11-14-14
FTM: 5, MVSU, 11-17-14
FTA: 6, MVSU, 11-17-14
Rebounds: 2, MVSU, 11-17-14
Assists: 1, MVSU, 11-17-14
Blocks: --
Steals: 1, twice, last vs. Clayton State, 11-24-14
Minutes: 16, MVSU, 11-17-14

Dunlap's Notes . . .

✓ Scored 6 points and grabbed a rebound vs. Western Carolina in his Bulldog debut.

✓ Made five free throws and tallied two rebounds, an assist and a steal vs. MVSU.

✓ Added 4 points and a steal vs. Clayton State.

✓ Made a three-pointer in 15 minutes of action vs. Arkansas State.

✓ Fractured wrist in practice on Dec. 18 and missed two weeks. Currently inactive due to a hamstring injury.

2013-14 Game-By-Game

Opponent	MIN	FG	Pct.	3FG	Pct.	FT	Pct.	O-D-R	PF	A	TO	B	S	PTS
N14 Western Carolina	15	2-4	.500	2-4	.500	0-0	.000	0-1-1	3	0	0	0	0	6
N17 Mississippi Valley State	16	0-5	.000	0-2	.000	5-6	.833	1-1-2	1	1	3	0	1	5
N22 Utah State	7	0-1	.000	0-1	.000	0-0	.000	0-0-0	1	0	0	0	0	0
N24 Clayton State	12	2-4	.500	0-1	.000	0-0	.000	0-0-0	2	0	0	0	1	4
N28 St. Louis	5	1-4	.250	0-3	.000	0-0	.000	0-1-1	1	0	0	0	0	2
N29 TCU	1	0-0	.000	0-0	.000	0-0	.000	0-0-0	0	0	0	0	0	0
D6 Tulane	-DNP-													
D13 Oregon State	-DNP-													
D17 Arkansas State	15	1-4	.250	1-3	.333	0-0	.000	0-0-0	3	0	0	0	0	3
D20 USC Upstate	-DNP-													
D23 Jacksonville	-DNP-													
D30 McNeese State	-DNP-													
J2 Florida State	-DNP-													
J7 Tennessee	-DNP-													
J10 Florida	-DNP-													
J13 Texas A&M	-DNP-													
J17 Vanderbilt	-DNP-													
J21 Auburn	-DNP-													
J24 Georgia	-DNP-													
J28 Ole Miss	-DNP-													
J31 LSU	-DNP-													
F3 Tennessee	-DNP-													
F7 Arkansas	-DNP-													
F10 Alabama	-DNP-													
F14 Missouri	-DNP-													
F19 Ole Miss	-DNP-													
F21 Arkansas	-DNP-													
F25 Kentucky	-DNP-													
F28 South Carolina														
M4 Vanderbilt														
M7 Missouri														
M11 SEC Tournament														

CAREER STATS FOR MAURICE DUNLAP

Year	GP-GS	Min/Avg	FG-FGA	Pct	3FM-3GA	Pct	FT-FTA	Pct	Rebs	PF-D	Asst	TO	Blk	Stl	Pts/Avg
2014-15	7-0	72/10.3	6-22	.273	3-14	.214	5-6	.833	4-0.6	11-0	1	3	0	2	20/2.9

1 FRED THOMAS



Junior | Guard

6-5 | 206

Jackson, MS

Jim Hill HS

Season Highs

Points: 20, Tennessee, 2-3-15
FGM: 6, Kentucky, 2-25-15
FGA: 12, twice, last vs. Tulane, 12-6-14
3FGM: 4, twice, last vs. Tennessee, 2-3-15
3FGA: 8, twice, last vs. Oregon State, 12-13-15
FTM: 7, LSU, 1-31-15
FTA: 9, Utah State, 11-22-14
Rebounds: 9, Oregon State, 12-13-14
Assists: 3, Arkansas, 2-7-15
Blocks: 2, twice, last vs. Alabama, 2-10-15
Steals: 5, Clayton State, 11-24-14
Minutes: 34, USC Upstate, 12-20-14

Career Highs

Points: 21, South Carolina, 3-13-13
FGM: 7, twice, last vs. Missouri, 3-1-14
FGA: 15, Marquette, 11-20-12
3FGM: 4, 8x, last vs. Tennessee, 2-3-15
3FGA: 10, twice, last vs. Providence, 12-1-12
FTM: 8, Florida, 1-26-13
FTA: 9, twice, last vs. Utah State, 11-22-14
Rebounds: 9, Oregon State, 12-13-14
Assists: 4, twice, last vs. USC, 3-6-13
Blocks: 3, four times, last vs. Auburn, 1-22-14
Steals: 7, Florida, 1-26-13
Minutes: 41, Texas A&M, 1-18-14

2013-14 Game-By-Game

Opponent	MIN	FG	Pct.	3FG	Pct.	FT	Pct.	O-D-R	PF	A	TO	B	S	PTS
N14 Western Carolina	32	4-10	.400	2-5	.400	5-5	1.000	1-5-6	2	0	3	1	0	15
N17 Mississippi Valley State	30	4-7	.571	3-4	.750	6-8	.750	0-6-6	2	2	6	2	0	17
N22 Utah State	32	4-12	.333	2-5	.400	5-9	.556	1-2-3	2	1	1	0	1	15
N24 Clayton State	25	2-6	.333	0-2	.000	1-1	1.000	0-2-2	3	0	2	1	5	5
N28 St. Louis	21	4-6	.667	3-5	.600	3-3	1.000	0-3-3	2	2	1	0	0	14
N29 TCU	26	5-10	.500	3-6	.500	1-2	.500	1-3-4	3	0	0	1	3	14
D6 Tulane	32	3-12	.250	2-6	.333	0-0	.000	1-4-5	3	1	1	0	3	8
D13 Oregon State	29	4-11	.364	3-8	.375	5-5	1.000	2-7-9	3	1	1	0	0	16
D17 Arkansas State	27	2-9	.222	0-4	.000	0-0	.000	0-3-3	1	0	1	0	0	4
D20 USC Upstate	34	3-9	.333	1-7	.143	0-0	.000	0-8-8	2	2	1	1	2	7
D23 Jacksonville	28	5-10	.500	2-6	.333	4-4	1.000	0-6-6	0	0	4	1	2	16
D30 McNeese State	22	1-4	.250	0-2	.000	2-2	1.000	0-3-3	1	0	2	0	0	4
J2 Florida State	18	1-8	.125	1-5	.200	2-2	1.000	0-2-2	1	0	0	1	1	5
J7 Tennessee	27	1-10	.100	0-6	.000	3-5	.600	0-3-3	3	1	1	0	2	5
J10 Florida	16	3-5	.600	2-4	.500	2-3	.667	1-4-5	1	1	1	1	0	10
J13 Texas A&M	29	4-10	.400	4-8	.500	0-0	.000	2-4-6	4	1	0	0	0	12
J17 Vanderbilt	17	2-5	.400	1-3	.333	5-6	.833	1-2-3	2	0	1	0	1	10
J21 Auburn	21	2-7	.286	2-6	.333	4-5	.800	1-3-4	2	2	2	0	1	10
J24 Georgia	26	3-7	.429	3-6	.500	0-3	.000	2-0-2	0	0	1	0	1	9
J28 Ole Miss	27	0-6	.000	0-5	.000	0-0	.000	0-2-2	4	1	2	1	0	0
J31 LSU	25	5-8	.625	1-2	.500	7-7	1.000	0-1-1	1	1	0	0	0	18
F3 Tennessee	22	5-7	.714	4-5	.800	6-7	.857	1-2-3	4	2	6	0	0	20
F7 Arkansas	32	2-7	.286	0-4	.000	2-2	1.000	0-6-6	0	3	0	1	1	6
F10 Alabama	33	3-7	.429	0-3	.000	1-1	1.000	0-4-4	0	0	3	2	0	7
F14 Missouri	15	1-2	.500	1-2	.500	0-1	.000	0-2-2	0	0	0	1	0	3
F19 Ole Miss	26	2-6	.333	2-6	.333	2-2	1.000	0-5-5	3	1	2	0	0	8
F21 Arkansas	17	1-6	.167	1-3	.333	1-2	.500	2-0-2	1	0	1	0	0	4
F25 Kentucky	28	6-9	.667	2-4	.500	0-0	.000	0-2-2	3	0	2	0	0	14
F28 South Carolina														
M4 Vanderbilt														
M7 Missouri														
M11 SEC Tournament														

Thomas' Notes . . .

- ✓ Tallied 15 points and six rebounds in season opener vs. Western Carolina.
- ✓ Added 17 points and six boards against MVSU.
- ✓ Recorded 15 points and three boards vs. Utah State.
- ✓ Tallied a season-high 5 steals vs. Clayton State.
- ✓ Scored 14 points vs. St. Louis and TCU, earning all-tournament honors in the Corpus Christi Coastal Classic.
- ✓ Added 16 points and a career-high 9 rebounds vs. Oregon State.
- ✓ Recorded 16 points and 6 rebounds vs. Jacksonville.
- ✓ Tallied 12 points and 6 rebounds at Texas A&M
- ✓ Posted 10 points in a win at Auburn.
- ✓ Scored 18 points in a victory against LSU.
- ✓ Recorded a season-high 20 points in a win at Tennessee.
- ✓ Tallied 6 rebounds and a season-high 3 assists at Arkansas.
- ✓ Grabbed 300th career rebound and tied season-high 2 blocks vs. Alabama.
- ✓ Scored 14 points vs. Kentucky.

CAREER STATS FOR FRED THOMAS

Year	GP-GS	Min/Avg	FG-FGA	Pct	3FM-3GA	Pct	FT-FTA	Pct	Rebs	PF-D	Asst	TO	Blk	Stl	Pts/Avg
2012-13	32-19	917/28.7	103-314	.328	41-172	.238	62-78	.195	112-3.5	45-1	43	49	27	56	309/9.7
2013-14	31-23	927/29.9	99-259	.382	46-144	.319	45-72	.625	91-2.9	56-0	44	40	23	31	289/9.3
2014-15	28-15	717/25.6	82-216	.380	45-133	.338	67-85	.788	110-3.9	53-0	22	45	14	23	276/9.9
TOTAL	91-57	2561/28.1	284-789	.360	132-449	.294	174-235	.740	313-3.4	154-1	109	134	64	110	874/9.6

2 DEMETRIUS HOUSTON



Freshman | Guard

6-7 | 210

Montgomery, AL

G.W. Carver HS

Season Highs

Points: 8, Kentucky, 2-25-15
FGM: 3, 3x, last vs. Kentucky, 2-25-15
FGA: 7, Kentucky, 2-25-15
3FGM: 1, twice, last vs. Florida, 1-10-15
3FGA: 3, Utah State, 11-22-14
FTM: 3, twice, last vs. Tennessee, 1-7-15
FTA: 8, Tennessee, 1-7-15
Rebounds: 7, twice, last vs. MVSU, 11-17-14
Assists: 2, Kentucky, 2-25-15
Blocks: 1, 5x, last vs. Arkansas, 2-21-15
Steals: 3, twice, last vs. Tennessee, 2-3-15
Minutes: 22, Western Carolina 11-14-14

Houston's Notes . . .

- ✓ Scored 3 points and grabbed 7 rebounds vs. Western Carolina in his Bulldog debut.
- ✓ Tallied 4 points, 7 rebounds and a steal vs. MVSU.
- ✓ Recorded 4 points, 3 rebounds and his first-career block vs. St. Louis.
- ✓ Finished with 3 points, 3 rebounds and a steal vs. TCU.
- ✓ Did not play at Oregon State after suffering a concussion. Returned to action against Arkansas State, scoring 5 points and grabbing 5 rebounds.
- ✓ Missed USC Upstate game due to more concussion symptoms.
- ✓ Swiped a season-high three steals vs. Tennessee.
- ✓ Tied a season-high with 5 points at Florida, including a 65-foot made shot at the halftime buzzer.
- ✓ Tallied a season-high 6 points at Auburn.
- ✓ Tied a season-high with 3 steals and grabbed 6 rebounds at Tennessee.
- ✓ Logged 4 points and 2 rebounds at Missouri.
- ✓ Tied a career-high with 6 points against Arkansas.
- ✓ Scored a career-high 8 points and added a career-high 2 assists against Kentucky.

2013-14 Game-By-Game

Opponent	MIN	FG	Pct.	3FG	Pct.	FT	Pct.	O-D-R	PF	A	TO	B	S	PTS
N14 Western Carolina	22	0-4	.000	0-0	.000	3-5	.600	2-5-7	3	0	1	0	0	3
N17 Mississippi Valley State	20	2-6	.333	0-2	.000	0-0	.000	0-7-7	1	0	2	0	1	4
N22 Utah State	10	1-5	.200	1-3	.333	0-0	.000	0-3-3	0	1	4	0	0	3
N24 Clayton State	19	0-5	.000	0-0	.000	0-0	.000	2-3-5	3	0	2	0	0	0
N28 St. Louis	12	2-5	.400	0-1	.000	0-0	.000	1-2-3	0	1	0	1	1	4
N29 TCU	16	1-3	.333	0-1	.000	1-2	.500	0-3-3	0	0	1	0	1	3
D6 Tulane	6	0-1	.000	0-1	.000	0-0	.000	0-0-0	2	0	2	0	0	0
D13 Oregon State	-DNP-													
D17 Arkansas State	18	2-5	.400	0-1	.000	1-2	.500	2-3-5	3	1	1	1	2	5
D20 USC Upstate	-DNP-													
D23 Jacksonville	12	1-2	.500	0-0	.000	0-0	.000	0-0-0	2	1	3	0	0	2
D30 McNeese State	5	0-1	.000	0-0	.000	0-0	.000	0-0-0	0	0	1	0	0	0
J2 Florida State	12	0-2	.000	0-2	.000	0-0	.000	0-0-0	1	0	0	1	0	0
J7 Tennessee	12	0-3	.000	0-0	.000	3-8	.375	0-0-0	1	0	0	0	3	3
J10 Florida	21	2-5	.400	1-1	1.000	0-0	.000	0-1-1	3	0	3	0	1	5
J13 Texas A&M	5	0-1	.000	0-0	.000	0-0	.000	0-2-2	2	0	0	0	0	0
J17 Vanderbilt	14	0-2	.000	0-0	.000	0-0	.000	1-1-2	3	0	0	1	0	0
J21 Auburn	6	3-5	.600	0-0	.000	0-0	.000	0-0-0	1	0	0	0	1	6
J24 Georgia	13	1-4	.250	0-0	.000	1-2	.500	1-1-2	2	1	0	0	0	3
J28 Ole Miss	4	1-3	.333	0-0	.000	0-0	.000	2-0-2	0	0	1	0	0	2
J31 LSU	13	0-6	.000	0-0	.000	2-4	.500	1-1-2	0	0	3	0	0	2
F3 Tennessee	11	0-2	.000	0-0	.000	1-2	.500	2-4-6	0	1	1	0	3	1
F7 Arkansas	11	1-5	.200	0-0	.000	0-0	.000	0-1-1	1	0	1	0	0	2
F10 Alabama	3	0-0	.000	0-0	.000	0-0	.000	0-1-1	0	0	0	0	0	0
F14 Missouri	16	1-3	.333	0-0	.000	2-2	1.000	0-2-2	0	0	1	0	0	4
F19 Ole Miss	-DNP-													
F21 Arkansas	11	3-6	.500	0-0	.000	0-0	.000	1-0-1	2	0	2	1	1	6
F25 Kentucky	21	3-7	.429	0-0	.000	2-4	.500	0-1-1	3	2	0	0	0	8
F28 South Carolina														
M4 Vanderbilt														
M7 Missouri														
M11 SEC Tournament														

CAREER STATS FOR DEMETRIUS HOUSTON

Year	GP-GS	Min/Avg	FG-FGA	Pct	3FM-3GA	Pct	FT-FTA	Pct	Rebs	PF-D	Asst	TO	Blk	Stl	Pts/Avg
2014-15	25-0	313/12.5	24-91	.264	2-12	.167	16-31	.516	56-2.2	33-0	8	29	5	14	66/2.6

3 TRIVANTE BLOODMAN



Senior | Guard

6-0 | 190

The Bronx, NY

Olney Central College

Season Highs

Points: 12, Clayton State, 11-24-14
FGM: 4, twice, last vs. TCU, 11-29-14
FGA: 7, Tulane, 12-6-14
3FGM: 1, Jacksonville, 12-23-14
3FGA: 2, twice, last vs. Ole Miss, 2-19-15
FTM: 8, Clayton State, 11-24-14
FTA: 8, twice, last vs. Tennessee, 1-7-15
Rebounds: 6, Arkansas, 2-7-15
Assists: 7, MVSU, 11-17-14
Blocks: 1, USC Upstate, 12-20-14
Steals: 4, MVSU, 11-17-14
Minutes: 39, Arkansas, 2-21-15

Career Highs

Points: 18, Auburn, 2-15-14
FGM: 5, Kentucky, 1-8-14
FGA: 9, Missouri, 3-1-14
3FGM: 2, Texas, 11-21-12
3FGA: 4, Missouri, 3-1-14
FTM: 14, Auburn, 2-15-14
FTA: 15, Auburn, 2-15-14
Rebounds: 8, Providence, 12-1-12
Assists: 9, Auburn, 2-15-14
Blocks: 1, twice, last vs. UPST 12-20-14
Steals: 4, twice, last vs. MVSU, 11-17-14
Minutes: 39, 3x, last vs. Arkansas, 2-21-15

2013-14 Game-By-Game

Opponent	MIN	FG	Pct.	3FG	Pct.	FT	Pct.	O-D-R	PF	A	TO	B	S	PTS
N14 Western Carolina	32	1-2	.500	0-0	.000	5-6	.833	0-2-2	2	6	3	0	0	7
N17 Mississippi Valley State	30	4-5	.800	0-1	.000	3-4	.750	0-3-3	3	7	4	0	4	11
N22 Utah State	26	1-2	.500	0-1	.000	6-6	1.000	1-2-3	4	6	2	0	0	8
N24 Clayton State	24	2-4	.500	0-1	.000	8-8	1.000	1-1-2	1	2	2	0	1	12
N28 St. Louis	20	2-3	.667	0-0	.000	1-1	1.000	0-3-3	1	3	4	0	1	5
N29 TCU	26	4-6	.667	0-0	.000	3-5	.600	1-0-1	3	0	3	0	2	11
D6 Tulane	29	2-7	.286	0-1	.000	0-2	.000	1-1-2	2	5	1	0	1	4
D13 Oregon State	27	1-6	.167	0-2	.000	3-3	1.000	1-0-1	2	2	2	0	2	5
D17 Arkansas State	13	1-5	.200	0-0	.000	2-2	1.000	1-0-1	0	1	0	0	0	4
D20 USC Upstate	29	2-3	.667	0-1	.000	2-2	1.000	0-0-0	2	2	3	1	1	6
D23 Jacksonville	15	3-3	1.000	1-1	1.000	0-0	.000	0-0-0	1	0	1	0	1	7
D30 McNeese State	17	0-1	.000	0-0	.000	0-0	.000	0-0-0	1	2	1	0	0	0
J2 Florida State	22	1-3	.333	0-1	.000	0-0	.000	0-2-2	2	2	3	0	1	2
J7 Tennessee	21	2-5	.400	0-0	.000	4-8	.500	1-1-2	2	0	1	0	0	8
J10 Florida	14	0-2	.000	0-0	.000	0-0	.000	0-1-1	2	2	2	0	0	0
J13 Texas A&M	15	1-3	.333	0-0	.000	0-0	.000	0-1-1	2	1	1	0	0	2
J17 Vanderbilt	10	1-3	.333	0-1	.000	0-1	.000	0-0-0	1	1	2	0	0	2
J21 Auburn	11	0-2	.000	0-0	.000	0-0	.000	0-0-0	1	1	1	0	2	0
J24 Georgia	7	0-0	.000	0-0	.000	0-0	.000	0-0-0	2	1	0	0	0	0
J28 Ole Miss	15	2-2	1.000	0-0	.000	0-0	.000	0-0-0	2	2	1	0	1	4
J31 LSU	6	0-1	.000	0-1	.000	0-1	.000	0-0-0	0	0	1	0	2	0
F3 Tennessee	13	0-1	.000	0-1	.000	0-2	.000	0-1-1	1	4	0	0	0	0
F7 Arkansas	11	1-1	1.000	0-0	.000	0-2	.000	1-5-6	1	1	2	0	0	2
F10 Alabama	9	0-0	.000	0-0	.000	0-0	.000	0-1-1	0	0	0	0	0	0
F14 Missouri	12	1-1	1.000	0-0	.000	1-2	.500	0-2-2	0	2	1	0	0	3
F19 Ole Miss	15	1-3	.333	0-2	.000	1-1	1.000	1-2-3	1	0	1	0	0	3
F21 Arkansas	39	2-6	.333	0-0	.000	0-0	.000	1-3-4	2	1	4	0	1	4
F25 Kentucky	18	1-5	.200	0-0	.000	0-0	.000	1-0-1	0	2	2	0	1	2
F28 South Carolina														
M4 Vanderbilt														
M7 Missouri														
M11 SEC Tournament														

Bloodman's Notes . . .

✓ Had game-high 6 assists in opener versus Western Carolina.

✓ Tied a career-high with 4 steals vs. MVSU, also tallying 11 points and a game-high 7 assists.

✓ Scored 8 points and recorded six assists vs. Utah State.

✓ Shot a perfect 8-for-8 from the free throw line and scored 12 points vs. Clayton State.

✓ Tallied 11 points and 2 steals vs. TCU.

✓ Recorded 5 assists with only one turnover against Tulane.

✓ Had first block of year and second of career vs. USC Upstate.

✓ Scored 7 points vs. Jacksonville, including his first three-pointer of the season.

✓ Scored his 500th-career point against Tennessee.

✓ Logged his 200th-career assist at Auburn.

✓ Dished out a team-high 4 assists in a win at Tennessee.

✓ Grabbed a season-high 6 rebounds at Arkansas.

✓ Tied a career-high with 39 minutes played in a home game vs. Arkansas.

CAREER STATS FOR TRIVANTE BLOODMAN

Year	GP-GS	Min/Avg	FG-FGA	Pct	3FM-3GA	Pct	FT-FTA	Pct	Rebs	PF-D	Ass	TO	Blk	Stl	Pts/Avg
2012-13	32-32	931/29.1	51-145	.352	12-43	.279	82-113	.726	104-3.3	82-2	75	88	1	37	196/6.1
2013-14	33-17	816/24.7	63-132	.477	9-32	.281	81-111	.730	65-2.0	55-0	82	58	0	30	216/6.5
2014-15	28-11	527/18.8	36-85	.424	1-13	.077	39-56	.696	42-1.5	41-0	56	48	1	21	112/4.0
TOTALS	93-60	2274/24.5	150-362	.414	22-88	.250	202-280	.721	211-2.3	178-2	213	194	2	88	524/5.6

15 I.J. READY



Sophomore | Guard

5-11 | 170

North Little Rock, AR

Parkview Magnet HS

Season Highs

Points: 18, twice, last vs. Auburn, 1-21-15
FGM: 6, twice, last vs. Texas A&M, 1-13-15
FGA: 14, Arkansas State, 12-17-14
3FGM: 4, Georgia, 1-24-15
3FGA: 7, 3x, last vs. Georgia, 1-24-15
FTM: 6, Auburn, 1-21-15
FTA: 6, Auburn, 1-21-15
Rebounds: 8, Auburn, 1-21-15
Assists: 5, twice, last vs. Florida, 1-10-15
Blocks: --
Steals: 3, twice, last vs. Tennessee, 2-3-15
Minutes: 34, LSU, 1-31-15

Career Highs

Points: 18, twice, last avs. Auburn, 1-21-15
FGM: 6, 4x, last vs. Auburn, 1-21-15
FGA: 14, Arkansas State, 12-17-14
3FGM: 4, Georgia, 1-24-15
3FGA: 7, 4x, last vs. Georgia, 1-24-15
FTM: 6, Auburn, 1-21-15
FTA: 6, Auburn, 1-21-15
Rebounds: 8, twice, last vs. Auburn, 1-21-15
Assists: 7, South Florida, 12-22-13
Blocks: --
Steals: 5, Florida Gulf Coast, 12-19-13
Minutes: 35, Arkansas, 2-22-14

2013-14 Game-By-Game

Opponent	MIN	FG	Pct.	3FG	Pct.	FT	Pct.	O-D-R	PF	A	TO	B	S	PTS
N14 Western Carolina	-DNP-													
N17 Mississippi Valley State	-DNP-													
N22 Utah State	15	0-2	.000	0-2	.000	2-2	1.000	0-2-2	2	3	0	0	2	2
N24 Clayton State	19	0-2	.000	0-2	.000	2-3	.667	0-2-2	1	2	1	0	2	2
N28 St. Louis	21	2-6	.333	1-3	.333	0-0	.000	0-2-2	0	5	0	0	1	5
N29 TCU	19	2-5	.400	0-2	.000	0-1	.000	1-0-1	0	1	1	0	2	4
D6 Tulane	17	2-5	.400	0-2	.000	2-2	1.000	0-1-1	0	1	0	0	1	6
D13 Oregon State	17	3-4	.750	1-2	.500	0-0	.000	0-1-1	3	1	2	0	1	7
D17 Arkansas State	27	3-14	.214	1-5	.200	1-1	1.000	0-2-2	1	1	2	0	1	8
D20 USC Upstate	29	3-10	.300	0-4	.000	2-2	1.000	0-1-1	0	1	2	0	0	8
D23 Jacksonville	26	3-6	.500	2-3	.667	0-0	.000	0-1-1	1	2	2	0	2	8
D30 McNeese State	28	3-10	.300	3-6	.500	1-2	.500	0-1-1	1	1	0	0	0	10
J2 Florida State	19	6-7	.857	0-0	.000	2-2	1.000	1-0-1	4	1	2	0	3	14
J7 Tennessee	19	0-1	.000	0-0	.000	0-0	.000	0-0-0	1	2	1	0	1	0
J10 Florida	27	4-8	.500	2-3	.667	0-0	.000	0-0-0	0	5	0	0	1	10
J13 Texas A&M	27	6-13	.462	2-7	.286	4-4	1.000	1-0-1	1	4	2	0	2	18
J17 Vanderbilt	30	4-7	.571	1-3	.333	2-2	1.000	0-5-5	1	2	7	0	0	11
J21 Auburn	30	5-12	.417	2-7	.286	6-6	1.000	1-7-8	1	2	0	0	0	18
J24 Georgia	32	4-10	.400	4-7	.571	0-0	.000	1-1-2	2	3	2	0	0	12
J28 Ole Miss	25	5-11	.455	0-3	.000	0-0	.000	0-4-4	4	3	1	0	1	10
J31 LSU	34	4-9	.444	2-6	.333	2-2	1.000	0-2-2	2	4	0	0	2	12
F3 Tennessee	29	2-3	.667	0-0	.000	4-4	1.000	0-1-1	4	0	1	0	3	8
F7 Arkansas	29	1-6	.167	0-2	.000	2-2	1.000	0-2-2	0	3	3	0	2	4
F10 Alabama	30	2-7	.286	1-3	.333	0-0	.000	0-4-4	3	2	2	0	0	5
F14 Missouri	28	3-5	.600	1-3	.333	0-0	.000	0-1-1	3	1	1	0	2	7
F19 Ole Miss	25	3-6	.500	1-1	1.000	0-0	.000	1-2-3	2	3	1	0	0	7
F21 Arkansas	-DNP-													
F25 Kentucky	22	2-8	.250	0-3	.000	0-0	.000	0-2-2	1	1	1	0	2	4
F28 South Carolina														
M4 Vanderbilt														
M7 Missouri														
M11 SEC Tournament														

Ready's Notes . . .

✓ Did not play in the first two games due to surgery to repair a bulging disk.

✓ Made his 2014-15 debut vs. Utah State.

✓ Scored 8 points and had a career-high 14 field goal attempts vs. Arkansas State.

✓ Season-high 10 points vs. McNeese and tied career-high with 3 made 3-pointers.

✓ Tallied 14 points vs. Florida State.

✓ Added 10 points and 5 assists at Florida.

✓ Scored a career-high 18 points at Texas A&M, all coming in the second half.

✓ Paced MSU with 11 points and a season-high 5 rebounds vs. Vanderbilt.

✓ Tied a career-high 18 points and had a career-high 8 rebounds at Auburn.

✓ Set a new career-high with four 3-pointers vs. Georgia.

✓ Scored his 300th-career point at Ole Miss.

✓ Added 12 points and 4 assists in a win vs. LSU.

✓ Shooting a perfect 20-for-20 from the free throw line in conference play.

CAREER STATS FOR I.J. READY

Year	GP-GS	Min/Avg	FG-FGA	Pct	3FM-3GA	Pct	FT-FTA	Pct	Rebs	PF-D	Asst	TO	Blk	Stl	Pts/Avg
2013-14	26-21	626/24.1	59-159	.371	17-48	.354	18-21	.857	55-2.1	31-1	69	41	0	32	153/5.9
2014-15	25-18	624/25.0	72-177	.407	24-79	.304	32-35	.914	50-2.0	38-0	54	34	0	31	200/8.0
Totals	51-39	1250/24.5	131-336	.390	41-127	.323	50-56	.893	105-2.1	69-1	123	75	0	63	353/6.9

20 GAVIN WARE



Junior | Forward

6-9 | 260

Starkville, MS

Starkville HS

Season Highs

Points: 19, MVSU, 11-17-14
FGM: 9, MVSU, 11-17-14
FGA: 15, Arkansas, 2-7-15
3FGM: --
3FGA: --
FTM: 7, twice, last vs. Alabama, 2-10-15
FTA: 10, Alabama, 2-10-15
Rebounds: 17, Auburn, 1-21-15
Assists: 1, 7x, last vs. Ole Miss, 2-19-15
Blocks: 3, 3x, last vs. St. Louis, 11-28-14
Steals: 2, twice, last vs. LSU, 1-31-15
Minutes: 35, Alabama, 2-10-15

Career Highs

Points: 23, MVSU, 11-19-13
FGM: 10, Maryland Eastern Shore, 1-2-14
FGA: 15, Arkansas, 2-7-15
3FGM: --
3FGA: --
FTM: 8, Kentucky, 2-8-14
FTA: 11, MVSU, 11-19-13
Rebounds: 17, Auburn, 1-21-15
Assists: 2, Arkansas, 1-23-13
Blocks: 5, Loyola, 12-15-12
Steals: 3, Kennesaw State, 11-14-13
Minutes: 36, Texas A&M, 1-30-13

2013-14 Game-By-Game

Opponent	MIN	FG	Pct.	3FG	Pct.	FT	Pct.	O-D-R	PF	A	TO	B	S	PTS
N14 Western Carolina	32	4-7	.571	0-0	.000	6-8	.750	3-7-10	3	0	2	3	1	14
N17 Mississippi Valley State	23	9-11	.818	0-0	.000	1-1	1.000	4-4-8	2	1	0	3	0	19
N22 Utah State	23	6-7	.857	0-0	.000	0-0	.000	3-5-8	3	0	1	2	0	12
N24 Clayton State	22	2-8	.250	0-0	.000	7-8	.875	2-5-7	2	0	0	1	0	11
N28 St. Louis	22	8-11	.727	0-0	.000	0-0	.000	1-4-5	3	1	2	3	0	16
N29 TCU	29	3-12	.250	0-0	.000	5-6	.833	2-2-4	5	0	3	1	0	11
D6 Tulane	22	4-10	.400	0-0	.000	3-4	.750	2-1-3	2	0	1	2	0	11
D13 Oregon State	28	3-7	.429	0-0	.000	0-0	.000	2-5-7	1	1	0	1	0	6
D17 Arkansas State	17	1-5	.200	0-0	.000	2-2	1.000	2-2-4	0	0	1	0	0	4
D20 USC Upstate	5	0-1	.000	0-0	.000	0-0	.000	0-0-0	2	0	3	0	0	0
D23 Jacksonville	-DNP-													
D30 McNeese State	-DNP-													
J2 Florida State	25	4-7	.571	0-0	.000	2-2	1.000	1-7-8	1	0	1	2	2	10
J7 Tennessee	25	4-5	.800	0-0	.000	4-8	.500	2-7-9	3	0	1	0	1	12
J10 Florida	27	2-5	.400	0-0	.000	2-2	1.000	2-6-8	1	0	1	0	0	6
J13 Texas A&M	18	0-2	.000	0-0	.000	3-4	.750	0-2-2	5	0	2	1	0	3
J17 Vanderbilt	29	2-5	.400	0-0	.000	3-5	.600	2-11-13	1	0	2	1	1	7
J21 Auburn	32	6-7	.857	0-0	.000	4-4	1.000	5-12-17	4	1	4	2	0	16
J24 Georgia	33	2-9	.222	0-0	.000	0-0	.000	7-5-12	1	0	2	0	0	4
J28 Ole Miss	25	5-9	.556	0-0	.000	2-2	1.000	0-4-4	2	0	1	0	0	12
J31 LSU	33	4-7	.571	0-0	.000	4-5	.800	3-7-10	1	1	3	0	2	12
F3 Tennessee	32	1-6	.167	0-0	.000	3-6	.500	2-6-8	1	1	0	0	0	5
F7 Arkansas	29	7-15	.467	0-0	.000	2-2	1.000	3-6-9	2	0	4	1	0	16
F10 Alabama	35	3-13	.231	0-0	.000	7-10	.700	3-5-8	3	0	1	2	0	13
F14 Missouri	34	4-5	.800	0-0	.000	1-3	.333	1-4-5	3	1	2	0	0	9
F19 Ole Miss	32	5-7	.714	0-0	.000	3-3	1.000	2-4-6	3	1	1	2	1	13
F21 Arkansas	27	5-8	.625	0-0	.000	3-5	.600	1-8-9	4	0	4	1	1	13
F25 Kentucky	31	2-4	.500	0-0	.000	5-6	.833	4-5-9	1	0	0	1	0	9
F28 South Carolina														
M4 Vanderbilt														
M7 Missouri														
M11 SEC Tournament														

Ware's Notes . . .

✓ Had 10th-career double-double against Western Carolina with 14 points and 10 boards.

✓ Scored 19 points and added eight rebounds vs. MVSU.

✓ Recorded 16 points and five boards against St. Louis and 11 points vs. TCU, earning all-tournament honors in the Corpus Christi Coastal Classic.

✓ Scored his 700th career point vs. Oregon State.

✓ Missed two games after suffering a sprained ankle against USC Upstate.

✓ Returned to action against Florida State, recording 10 points and 8 rebounds.

✓ Grabbed 13 rebounds vs. Vanderbilt.

✓ Scored 16 points and pulled down a career-high 17 rebounds at Auburn.

✓ Added his 12th-career double-double vs. LSU.

✓ Attempted a career-high 15 field goals at Arkansas while recording 16 points and 9 rebounds.

✓ Recorded 600th-career rebound against Alabama.

✓ Tallied 13 points and 9 boards vs. Arkansas.

CAREER STATS FOR GAVIN WARE

Year	GP-GS	Min/Avg	FG-FGA	Pct	3FM-3GA	Pct	FT-FTA	Pct	Rebs	PF-D	Asst	TO	Blk	Stl	Pts/Avg
2012-13	32-27	824/25.8	110-203	.542	0-0	.000	50-89	.562	206-6.4	65-2	9	40	24	15	270/8.4
2013-14	33-33	858/26.0	129-222	.581	0-0	.000	72-111	.649	236-7.2	82-1	7	45	12	28	330/10.0
2014-15	26-22	690/26.5	96-193	.497	0-0	.000	72-96	.750	193-7.4	59-2	8	42	29	9	264/10.2
TOTALS	91-82	2372/26.1	335-618	.542	0-0	.000	194-296	.655	635-7.0	206-5	24	127	65	52	864/9.5

22 FALLOU NDOYE



Freshman | Forward

6-11 | 222

Taif, Senegal

Findley Prep

Season Highs

Points: 11, South Carolina Upstate, 12-20-14
FGM: 4, South Carolina Upstate, 12-20-14
FGA: 5, 3x, last vs. LSU, 1-31-15
3FGM: --
3FGA: --
FTM: 3, twice, last vs. USC Upstate, 12-20-14
FTA: 4, South Carolina Upstate, 12-20-14
Rebounds: 5, 3x, last vs. LSU, 1-31-15
Assists: 1, 5x, last vs. McNeese, 12-30-14
Blocks: 1, 6x, last vs. Arkansas, 2-21-15
Steals: 1, 6x, last vs. Ole Miss, 2-19-15
Minutes: 29, McNeese, 12-30-14

Ndoye's Notes . . .

✓ Scored 2 points and grabbed 3 rebounds vs. Western Carolina in his Bulldog debut.

✓ Made his first career field goal while recording two rebounds and assist vs. MVSU.

✓ Scored 9 points and grabbed two rebounds vs. Utah State.

✓ Recorded 5 rebounds vs. Clayton State.

✓ Tied a season-high with 5 rebounds while recording 2 points and a block vs. TCU.

✓ Added 4 points vs. Arkansas State.

✓ Totaled career-high 11 points vs. USC Upstate in first-career start.

✓ Scored 6 points against both Jacksonville and McNeese.

✓ Against Vanderbilt, did not play for the first time this season.

✓ Tied a season-high with 5 rebounds and one block vs. LSU.

✓ Grabbed 4 rebounds and a steal vs. Ole Miss.

2013-14 Game-By-Game

Opponent	MIN	FG	Pct.	3FG	Pct.	FT	Pct.	O-D-R	PF	A	TO	B	S	PTS
N14 Western Carolina	8	0-0	.000	0-0	.000	2-2	1.000	1-2-3	0	0	1	0	1	2
N17 Mississippi Valley State	17	1-1	1.000	0-0	.000	1-2	.500	0-2-2	2	1	1	0	0	3
N22 Utah State	17	3-3	1.000	0-0	.000	3-3	1.000	2-0-2	2	0	2	0	0	9
N24 Clayton State	18	2-3	.667	0-0	.000	1-2	.500	1-4-5	2	0	2	1	0	5
N28 St. Louis	13	1-2	.500	0-0	.000	0-0	.000	0-2-2	5	0	0	0	1	2
N29 TCU	20	1-4	.250	0-0	.000	0-1	.000	4-1-5	5	0	1	1	0	2
D6 Tulane	18	0-0	.000	0-0	.000	0-0	.000	0-2-2	2	1	1	0	0	0
D13 Oregon State	12	0-0	.000	0-0	.000	0-0	.000	0-1-1	0	0	0	0	0	0
D17 Arkansas State	13	2-3	.667	0-0	.000	0-0	.000	0-1-1	3	1	1	0	1	4
D20 USC Upstate	21	4-5	.800	0-0	.000	3-4	.750	3-0-3	4	0	1	0	0	11
D23 Jacksonville	28	3-5	.600	0-0	.000	0-0	.000	1-2-3	4	1	2	0	0	6
D30 McNeese State	29	3-4	.750	0-0	.000	0-0	.000	1-1-2	3	1	2	0	1	6
J2 Florida State	11	1-2	.500	0-0	.000	0-0	.000	1-0-1	5	0	0	0	0	2
J7 Tennessee	11	0-2	.000	0-0	.000	0-1	.000	0-0-0	1	0	1	0	0	0
J10 Florida	13	0-1	.000	0-0	.000	0-0	.000	0-0-0	2	0	3	1	1	0
J13 Texas A&M	5	0-2	.000	0-0	.000	0-0	.000	0-0-0	4	0	2	0	0	0
J17 Vanderbilt	-DNP-													
J21 Auburn	3	0-0	.000	0-0	.000	0-2	.000	0-0-0	2	0	0	0	0	0
J24 Georgia	2	0-0	.000	0-0	.000	0-0	.000	0-1-1	1	0	0	1	0	0
J28 Ole Miss	6	1-1	1.000	0-0	.000	0-0	.000	0-0-0	0	0	0	0	0	2
J31 LSU	8	1-5	.200	0-0	.000	0-0	.000	2-3-5	1	0	0	1	0	2
F3 Tennessee	2	0-0	.000	0-0	.000	0-0	.000	0-0-0	0	0	0	0	0	0
F7 Arkansas	5	0-0	.000	0-0	.000	0-0	.000	0-1-1	2	0	1	0	0	0
F10 Alabama	-DNP-													
F14 Missouri	16	0-0	.000	0-0	.000	0-0	.000	0-1-1	4	0	2	0	0	0
F19 Ole Miss	19	1-3	.333	0-0	.000	0-2	.000	2-2-4	2	0	0	0	1	2
F21 Arkansas	14	0-2	.000	0-0	.000	0-0	.000	2-1-3	1	0	1	1	0	0
F25 Kentucky	9	0-1	.000	0-0	.000	0-0	.000	0-2-2	1	0	0	1	0	0
F28 South Carolina														
M4 Vanderbilt														
M7 Missouri														
M11 SEC Tournament														

CAREER STATS For FALLOU NDOYE

Year	GP-GS	Min/Avg	FG-FGA	Pct	3FM-3GA	Pct	FT-FTA	Pct	Rebs	PF-D	Asst	TO	Blk	Stl	Pts/Avg
2014-15	26-6	338/13.0	24-49	.490	0-0	.000	10-19	.526	49-1.9	58-3	5	24	7	6	58/2.2

23 TRAVIS DANIELS



Junior | Guard

6-8 | 219

Tuscaloosa, AL

Shelton State CC

Season Highs

Points: 21, St. Louis, 11-28-14
FGM: 8, St. Louis, 11-28-14
FGA: 16, Texas A&M, 1-13-15
3FGM: 4, twice, last vs. Texas A&M, 1-13-15
3FGA: 8, Texas A&M, 1-13-15
FTM: 5, 3x, last vs. Ole Miss, 2-19-15
FTA: 7, twice, last vs. Tulane, 12-6-14
Rebounds: 9, Tulane, 12-6-14
Assists: 2, twice, last vs. Texas A&M, 1-13-15
Blocks: 1, 4x, last vs. Ole Miss, 2-19-15
Steals: 2, twice, last vs. Florida State, 1-2-15
Minutes: 35, Texas A&M, 1-13-15

Daniels' Notes . . .

✓ Scored 2 points and grabbed 1 rebound against Western Carolina in Bulldog debut.

✓ Tallied 10 points, 6 boards and 2 assists vs. MVSU.

✓ Scored a season-high 21 points against St. Louis.

✓ Paced MSU with 13 points and a season-high 9 rebounds vs. Tulane.

✓ For first time this year, didn't start vs. USC Upstate.

✓ Added 12 points and 5 rebounds against Florida State.

✓ Recorded 14 points and 7 boards in a season-high 35 minutes at Texas A&M.

✓ Scored 9 points at Auburn.

✓ Scored 7 points and had a season-high 3 assists at Ole Miss.

✓ Scored 7 points and had 4 rebounds at Missouri.

✓ Added 12 points and 6 boards against Ole Miss.

✓ Recorded 11 points and 3 rebounds against Arkansas.

2013-14 Game-By-Game

Opponent	MIN	FG	Pct.	3FG	Pct.	FT	Pct.	O-D-R	PF	A	TO	B	S	PTS
N14 Western Carolina	18	1-3	.333	0-0	.000	0-0	.000	0-1-1	2	0	2	0	1	2
N17 Mississippi Valley State	26	2-6	.333	1-5	.200	5-7	.714	1-5-6	0	2	3	0	0	10
N22 Utah State	32	3-8	.375	1-3	.333	0-2	.000	4-4-8	1	0	1	0	2	7
N24 Clayton State	21	1-3	.333	0-1	.000	0-0	.000	1-4-5	1	1	0	1	0	2
N28 St. Louis	28	8-11	.727	4-5	.800	1-1	1.000	2-4-6	0	1	0	0	0	21
N29 TCU	28	2-5	.400	0-0	.000	1-3	.333	1-4-5	4	1	1	0	1	5
D6 Tulane	34	4-10	.400	0-3	.000	5-7	.714	3-6-9	2	0	3	0	1	13
D13 Oregon State	26	1-8	.125	0-4	.000	0-0	.000	2-3-5	2	0	4	0	0	2
D17 Arkansas State	8	0-3	.000	0-1	.000	0-0	.000	2-0-2	0	0	0	0	0	0
D20 USC Upstate	20	2-7	.286	0-2	.000	0-0	.000	1-5-6	1	0	3	0	0	4
D23 Jacksonville	23	5-7	.714	2-4	.500	1-2	.500	1-7-8	3	1	2	0	1	13
D30 McNeese State	22	2-5	.400	1-4	.250	2-2	1.000	1-3-4	2	0	1	0	0	7
J2 Florida State	27	5-9	.556	1-4	.250	1-1	1.000	1-4-5	3	1	2	0	2	12
J7 Tennessee	19	3-5	.600	1-3	.333	0-0	.000	3-2-5	1	0	3	0	0	7
J10 Florida	14	0-4	.000	0-2	.000	0-0	.000	2-0-2	4	0	1	0	1	0
J13 Texas A&M	35	5-16	.313	4-8	.500	0-2	.000	3-4-7	4	2	1	0	0	14
J17 Vanderbilt	17	2-3	.667	1-2	.500	0-0	.000	1-1-2	2	0	0	1	0	5
J21 Auburn	26	4-7	.571	1-2	.500	0-0	.000	1-2-3	3	0	5	0	1	9
J24 Georgia	11	0-3	.000	0-1	.000	0-0	.000	0-0-0	0	0	0	0	0	0
J28 Ole Miss	18	2-4	.500	2-3	.667	1-2	.500	0-2-2	4	3	0	0	0	7
J31 LSU	8	0-2	.000	0-1	.000	0-0	.000	0-2-2	1	1	2	1	0	0
F3 Tennessee	15	1-2	.500	0-0	.000	0-0	.000	0-1-1	1	1	1	0	1	2
F7 Arkansas	6	0-1	.000	0-1	.000	0-0	.000	0-1-1	0	0	0	0	0	0
F10 Alabama	12	3-4	.750	1-2	.500	0-2	.000	2-2-4	2	0	2	0	0	7
F14 Missouri	20	3-6	.500	1-2	.500	0-0	.000	1-3-4	1	1	1	0	1	7
F19 Ole Miss	23	3-9	.333	1-5	.200	5-6	.833	1-5-6	0	1	3	1	1	12
F21 Arkansas	21	4-7	.571	1-3	.333	2-2	1.000	0-3-3	3	0	3	0	0	11
F25 Kentucky	3	0-2	.000	0-2	.000	0-0	.000	0-1-1	0	0	1	0	0	0
F28 South Carolina														
M4 Vanderbilt														
M7 Missouri														
M11 SEC Tournament														

CAREER STATS FOR TRAVIS DANIELS

Year	GP-GS	Min/Avg	FG-FGA	Pct	3FM-3GA	Pct	FT-FTA	Pct	Rebs	PF-D	Ast	TO	Blk	Stl	Pts/Avg
2014-15	28-24	561/20.0	66-160	.413	23-73	.315	24-39	.615	113-4.0	47-0	16	45	4	13	179/6.4

25 ROQUEZ JOHNSON



Senior | Forward

6-7 | 210

Montgomery, AL

G.W. Carver HS

Season Highs

Points: 25, Georgia, 1-24-15
FGM: 10, Georgia, 1-24-15
FGA: 18, Georgia, 1-24-15
3FGM: --
3FGA: --
FTM: 12, Missouri, 2-14-15
FTA: 13, twice, last vs. Missouri, 2-14-15
Rebounds: 11, Georgia, 1-24-15
Assists: 4, Ole Miss, 1-28-15
Blocks: 3, Tennessee, 1-7-15
Steals: 2, 8x, last vs. Arkansas, 2-21-15
Minutes: 37, Georgia, 1-24-15

Career Highs

Points: 25, Georgia, 1-24-15
FGM: 10, Georgia, 1-24-15
FGA: 18, Georgia, 1-24-15
3FGM: 1, six times, last vs. Florida, 2-9-13
3FGA: 3, North Carolina, 11-19-12
FTM: 12, Missouri, 2-14-15
FTA: 16, Auburn, 1-22-14
Rebounds: 11, twice, last vs. Georgia, 1-24-15
Assists: 4, Ole Miss, 1-28-15
Blocks: 3, 3x, last vs. Tennessee, 1-7-15
Steals: 6, Texas, 11-21-12
Minutes: 37, twice, last vs. Georgia, 1-24-15

2013-14 Game-By-Game

Opponent	MIN	FG	Pct.	3FG	Pct.	FT	Pct.	O-D-R	PF	A	TO	B	S	PTS
N14 Western Carolina	24	5-7	.714	0-0	.000	6-9	.667	1-4-5	3	1	3	0	1	16
N17 Mississippi Valley State	23	9-10	.900	0-0	.000	2-4	.500	3-2-5	3	2	2	1	0	20
N22 Utah State	35	6-12	.500	0-0	.000	3-5	.600	4-0-4	0	1	1	0	2	15
N24 Clayton State	27	7-13	.538	0-0	.000	1-2	.500	6-2-8	1	0	1	0	2	15
N28 St. Louis	26	2-4	.500	0-0	.000	1-2	.500	1-4-5	0	1	3	0	0	5
N29 TCU	18	1-4	.250	0-0	.000	0-0	.000	1-1-2	3	1	2	0	1	2
D6 Tulane	34	5-9	.556	0-0	.000	0-1	.000	1-5-6	2	0	3	0	1	10
D13 Oregon State	25	2-5	.400	0-0	.000	1-2	.500	2-4-6	3	1	2	0	1	5
D17 Arkansas State	32	8-11	.727	0-0	.000	4-4	1.000	2-5-7	2	0	1	0	1	20
D20 USC Upstate	35	3-5	.600	0-0	.000	9-13	.692	5-4-9	1	1	2	0	2	15
D23 Jacksonville	22	3-5	.600	0-0	.000	5-8	.625	6-2-8	1	0	2	0	2	11
D30 McNeese State	23	0-3	.000	0-0	.000	0-0	.000	1-3-4	1	1	1	0	0	0
J2 Florida State	20	2-3	.667	0-0	.000	3-4	.750	3-3-6	3	0	2	0	0	7
J7 Tennessee	26	0-1	.000	0-0	.000	2-2	1.000	0-0-0	4	0	1	3	1	2
J10 Florida	27	4-9	.444	0-0	.000	3-6	.500	2-3-5	2	0	1	0	0	11
J13 Texas A&M	30	4-10	.400	0-0	.000	5-8	.625	4-3-7	4	1	1	0	1	13
J17 Vanderbilt	30	2-7	.286	0-0	.000	4-5	.800	3-2-5	3	0	1	0	2	8
J21 Auburn	28	3-6	.500	0-0	.000	3-6	.500	1-3-4	2	0	3	0	2	9
J24 Georgia	37	10-18	.556	0-0	.000	5-5	1.000	4-7-11	2	0	0	0	2	25
J28 Ole Miss	27	2-3	.667	0-0	.000	0-1	.000	2-5-7	4	4	5	0	0	4
J31 LSU	21	3-5	.600	0-0	.000	3-6	.500	0-10-10	4	0	1	0	1	9
F3 Tennessee	31	2-4	.500	0-0	.000	2-2	1.000	1-1-2	3	0	4	0	0	6
F7 Arkansas	28	1-3	.333	0-0	.000	4-6	.667	0-6-6	3	0	5	1	0	6
F10 Alabama	26	0-2	.000	0-0	.000	4-6	.667	2-3-5	2	0	2	0	0	4
F14 Missouri	26	5-8	.625	0-0	.000	12-13	.923	2-3-5	4	1	3	0	1	22
F19 Ole Miss	7	0-2	.000	0-0	.000	0-0	.000	1-0-1	0	0	0	0	0	0
F21 Arkansas	26	2-5	.400	0-0	.000	4-4	1.000	3-3-6	4	0	3	0	2	8
F25 Kentucky	22	2-4	.500	0-0	.000	3-9	.333	1-3-4	1	0	0	0	0	7
F28 South Carolina														
M4 Vanderbilt														
M7 Missouri														
M11 SEC Tournament														

Johnson's Notes . . .

- ✓ Scored a team-high 16 points versus Western Carolina to go along with his 5 rebounds.
- ✓ Made a career-best 9 field goals and tied his career-highs for points (20) and assists (2) vs. MVSU.
- ✓ Recored a game-high 15 points and 8 rebounds vs. Clayton State.
- ✓ Added 20 points to go along with 7 rebounds vs. Arkansas State.
- ✓ Added 11 points vs. Jacksonville, giving him 700 for his career.
- ✓ Added 13 points and 7 rebounds at Texas A&M.
- ✓ Recorded a career-high 25 points while tying career-highs in minutes (37) and rebounds (11) against Georgia.
- ✓ Dished out a career-high 4 assists at Ole Miss.
- ✓ Turned in his second double-digit rebounding effort of the season with 10 boards vs. LSU.
- ✓ Scored his 800th-career point at Arkansas.
- ✓ Logged 22 points and 5 rebounds at Missouri whil making a career-high 12 free throws.
- ✓ Played in his 100th-career game against Ole Miss.

CAREER STATS FOR ROQUEZ JOHNSON

Year	GP-GS	Min/Avg	FG-FGA	Pct	3FM-3GA	Pct	FT-FTA	Pct	Rebs	PF-D	Ast	TO	Blk	Stl	Pts/Avg
2011-12	13-0	45/3.5	0-3	.000	0-0	.000	1-6	.167	11-0.8	6-0	0	6	3	1	1/0.1
2012-13	28-8	730/26.1	77-181	.425	5-18	.278	87-146	.596	127-4.5	69-2	12	70	15	22	246/8.8
2013-14	33-8	781/23.7	114-239	.477	0-6	.000	91-147	.619	152-4.6	72-2	17	47	4	18	319/9.7
2014-15	28-22	736/26.3	93-178	.522	0-0	.000	89-133	.669	153-5.5	65-0	15	55	5	25	275/9.8
TOTALS	102-38	2292/22.5	284-601	.473	5-24	.208	268-432	.620	443-4.3	212-4	44	178	27	66	841/8.2

32 CRAIG SWORD



Junior | Guard

6-3 | 196

Montgomery, AL

G.W. Carver HS

Season Highs

Points: 27, Ole Miss, 1-28-15
FGM: 10, Ole Miss, 1-28-15
FGA: 13, Ole Miss, 1-28-15
3FGM: 5, Ole Miss, 1-28-15
3FGA: 7, twice, last vs. Ole Miss, 1-28-15
FTM: 10, Missouri, 2-14-15
FTA: 12, Missouri, 2-14-15
Rebounds: 7, Georgia, 1-24-15
Assists: 5, 3x, last vs. Arkansas, 2-21-15
Blocks: 1, 5x, last vs. Ole Miss, 2-19-15
Steals: 3, 3x, last vs. Arkansas, 2-21-15
Minutes: 34, Alabama, 2-10-15

Career Highs

Points: 33, LSU, 2-19-14
FGM: 11, LSU, 2-19-14
FGA: 17, twice, last vs. Tennessee, 3-14-13
3FGM: 5, Ole Miss, 1-28-15
3FGA: 7, 3x, last vs. Ole Miss, 1-28-15
FTM: 15, Ole Miss, 1-11-14
FTA: 18, Ole Miss, 1-11-14
RBs: 8, three times, last vs. Ole Miss, 3-13-14
Assists: 9, Ole Miss, 1-11-14
Blocks: 2, seven times, last vs. TAMU, 1-18-14
Steals: 7, Ole Miss, 1-11-14
Minutes: 39, Texas A&M, 1-18-14

2013-14 Game-By-Game

Opponent	MIN	FG	Pct.	3FG	Pct.	FT	Pct.	O-D-R	PF	A	TO	B	S	PTS
N14 Western Carolina	-DNP-													
N17 Mississippi Valley State	-DNP-													
N22 Utah State	-DNP-													
N24 Clayton State	-DNP-													
N28 St. Louis	11	0-0	.000	0-0	.000	0-0	.000	0-2-2	2	1	3	1	0	0
N29 TCU	11	0-3	.000	0-1	.000	0-0	.000	0-2-2	0	0	0	0	0	0
D6 Tulane	2	0-0	.000	0-0	.000	0-0	.000	0-0-0	0	0	1	0	0	0
D13 Oregon State	31	3-8	.375	2-7	.286	0-1	.000	0-3-3	3	1	6	0	1	8
D17 Arkansas State	21	1-6	.167	1-3	.333	0-1	.000	0-1-1	2	0	1	0	2	3
D20 USC Upstate	8	0-3	.000	0-1	.000	0-0	.000	0-2-2	3	0	1	0	0	0
D23 Jacksonville	19	2-6	.333	1-1	1.000	2-2	1.000	0-1-1	3	4	1	0	2	7
D30 McNeese State	26	5-9	.556	0-2	.000	1-4	.250	0-2-2	0	1	2	1	1	11
J2 Florida State	22	3-9	.333	0-2	.000	2-2	1.000	0-1-1	1	2	1	0	0	8
J7 Tennessee	22	1-2	.500	0-0	.000	7-8	.875	0-1-1	5	1	2	0	2	9
J10 Florida	26	2-5	.400	0-1	.000	1-2	.500	1-3-4	0	0	3	1	0	5
J13 Texas A&M	9	0-1	.000	0-0	.000	2-2	1.000	0-0-0	3	0	2	0	1	2
J17 Vanderbilt	31	1-8	.125	0-3	.000	6-8	.750	1-1-2	1	3	2	0	0	8
J21 Auburn	27	3-9	.333	0-0	.000	4-8	.500	1-2-3	4	5	2	1	3	10
J24 Georgia	30	2-12	.167	1-4	.250	8-9	.889	2-5-7	5	0	3	0	2	13
J28 Ole Miss	32	10-13	.769	5-7	.714	2-2	1.000	0-1-1	4	2	2	0	0	27
J31 LSU	33	4-7	.571	1-2	.500	5-10	.500	0-5-5	3	5	3	0	2	14
F3 Tennessee	29	7-8	.875	4-5	.800	8-10	.800	0-2-2	3	1	2	0	0	26
F7 Arkansas	29	1-6	.167	0-3	.000	3-6	.500	1-2-3	3	1	5	0	2	5
F10 Alabama	34	5-11	.455	0-4	.000	3-4	.750	0-2-2	3	3	4	1	3	13
F14 Missouri	29	5-11	.455	2-4	.500	10-12	.833	0-3-3	3	2	1	0	0	22
F19 Ole Miss	32	7-11	.636	1-5	.200	4-6	.667	2-3-5	1	2	4	1	1	19
F21 Arkansas	32	5-12	.417	1-4	.250	4-8	.500	1-3-4	4	5	4	0	3	15
F25 Kentucky	24	2-8	.250	0-2	.000	6-8	.750	0-2-2	4	1	1	0	2	10
F28 South Carolina														
M4 Vanderbilt														
M7 Missouri														
M11 SEC Tournament														

Sword's Notes . . .

- ✓ Did not play in the first four games due to surgery to repair a bulging disk.
- ✓ Made his first appearance this season against St. Louis.
- ✓ Scored 8 points and added 3 boards in his first start of the season vs. Oregon State.
- ✓ Scored 10 points and added a season-high 5 assists and a season-high 3 steals at Auburn.
- ✓ Tallied season-highs in points (13) and rebounds (7) vs. Georgia.
- ✓ Totaled a season-high 27 points while sinking a season-high 10 field goals and career-high five 3-pointers at Ole Miss.
- ✓ Added 14 points and tied a season-high with 5 assists vs. LSU.
- ✓ Recorded 26 points in a victory at Tennessee, including his 900th-career point.
- ✓ 13 points, 3 assists, 3 steals in a season-high 34 minutes vs. Alabama.
- ✓ Scored 22 points with a season-high 10 made free throws at Missouri.
- ✓ Added 19 points and 5 rebounds against Ole Miss.
- ✓ Tallied 15 points and 5 assists vs. Arkansas.

CAREER STATS FOR CRAIG SWORD

Year	GP-GS	Min/Avg	FG-FGA	Pct	3FM-3GA	Pct	FT-FTA	Pct	Rebs	PF-D	Asst	TO	Blk	Stl	Pts/Avg
2012-13	32-30	854/26.7	120-296	.405	13-67	.194	82-148	.554	92-2.9	92-8	75	127	14	55	335/10.5
2013-14	32-32	900/28.1	157-324	.485	12-44	.273	111-179	.620	120-3.8	93-4	88	96	15	60	437/13.7
2014-15	24-18	570/23.8	69-168	.411	19-61	.311	78-113	.690	58-2.4	60-2	40	56	6	27	235/9.8
TOTALS	88-80	2324/26.4	346-788	.439	44-172	.256	271-440	.616	270-3.1	245-14	203	279	35	142	1007/11.4

33 OLIVER BLACK



Freshman | Forward

6-9 | 224

Jackson, MS

Wingfield HS

Season Highs

Points: 9, McNeese State, 12-30-14
FGM: 4, McNeese State, 12-30-14
FGA: 6, McNeese State, 12-30-14
3FGM: --
3FGA: --
FTM: 4, Texas A&M, 1-13-15
FTA: 6, Texas A&M, 1-13-15
Rebounds: 7, Vanderbilt, 1-17-15
Assists: 1, 6x, last vs. Arkansas, 2-21-2015
Blocks: 2, twice, last vs. Texas A&M, 1-13-15
Steals: 3, LSU, 1-31-15
Minutes: 27, Texas A&M, 1-13-15

Black's Notes . . .

- ✓ Scored 1 point and grabbed 2 rebounds against Western Carolina his Bulldog debut.
- ✓ Pulled down 5 rebounds vs. MVSU.
- ✓ Added 3 points and 4 rebounds against Clayton State.
- ✓ Recorded 4 rebounds and his first-career assist vs. St. Louis.
- ✓ Grabbed 4 rebounds in 9 minutes vs. Arkansas State.
- ✓ Earned his first-career start vs. Jacksonville, grabbing 4 rebounds and blocking 2 shots in a season-high 21 minutes.
- ✓ Had career-highs in minutes (26), FG made (4), FG attempted (6), steals (2) and points (9) vs McNeese State.
- ✓ Added 6 points and a season-best 6 rebounds in a season-high 27 minutes vs. Texas A&M.
- ✓ Grabbed a season-high 7 rebounds vs. Vanderbilt.
- ✓ Swiped a career-high 3 steals and fouled out for the first time in his career against LSU.

2013-14 Game-By-Game

Opponent	MIN	FG	Pct.	3FG	Pct.	FT	Pct.	O-D-R	PF	A	TO	B	S	PTS
N14 Western Carolina	17	0-0	.000	0-0	.000	1-2	.500	1-1-2	0	0	1	1	1	1
N17 Mississippi Valley State	9	0-0	.000	0-0	.000	0-0	.000	2-3-5	3	0	3	0	0	0
N22 Utah State	3	0-0	.000	0-0	.000	0-0	.000	0-0-0	0	0	0	0	0	0
N24 Clayton State	13	1-2	.500	0-0	.000	1-3	.333	0-4-4	0	0	1	0	0	3
N28 St. Louis	17	0-2	.000	0-0	.000	1-2	.500	3-1-4	2	1	1	0	0	1
N29 TCU	6	0-0	.000	0-0	.000	0-0	.000	0-0-0	2	0	0	0	0	0
D6 Tulane	6	1-1	1.000	0-0	.000	0-0	.000	0-0-0	1	0	0	0	0	2
D13 Oregon State	5	0-0	.000	0-0	.000	0-0	.000	0-0-0	0	0	0	0	0	0
D17 Arkansas State	9	0-0	.000	0-0	.000	0-0	.000	0-4-4	2	0	1	1	0	0
D20 USC Upstate	19	0-1	.000	0-0	.000	0-0	.000	0-3-3	1	0	0	0	0	0
D23 Jacksonville	21	0-0	.000	0-0	.000	0-0	.000	1-3-4	4	1	3	2	0	0
D30 McNeese State	26	4-6	.667	0-0	.000	1-2	.500	3-1-4	2	0	0	0	2	9
J2 Florida State	24	1-2	.500	0-0	.000	0-0	.000	0-0-0	2	1	1	0	1	2
J7 Tennessee	18	0-2	.000	0-0	.000	1-4	.250	1-3-4	0	0	2	0	0	1
J10 Florida	11	0-0	.000	0-0	.000	0-0	.000	0-1-1	0	0	0	0	0	0
J13 Texas A&M	27	1-1	1.000	0-0	.000	4-6	.667	4-2-6	1	1	3	2	0	6
J17 Vanderbilt	22	3-4	.750	0-0	.000	0-0	.000	4-3-7	2	0	1	0	1	6
J21 Auburn	17	0-1	.000	0-0	.000	0-0	.000	0-1-1	2	0	0	1	0	0
J24 Georgia	9	0-2	.000	0-0	.000	0-0	.000	0-2-2	3	1	0	0	0	0
J28 Ole Miss	21	2-2	1.000	0-0	.000	1-4	.250	1-2-3	3	0	3	0	1	5
J31 LSU	19	2-2	1.000	0-0	.000	0-0	.000	1-0-1	5	0	0	0	3	4
F3 Tennessee	16	1-1	1.000	0-0	.000	1-2	.500	0-0-0	3	0	2	0	0	3
F7 Arkansas	16	0-1	.000	0-0	.000	0-0	.000	1-2-3	4	0	1	0	1	0
F10 Alabama	18	1-2	.500	0-0	.000	0-0	.000	1-4-5	3	0	0	1	0	2
F14 Missouri	-DNP-													
F19 Ole Miss	21	0-1	.000	0-0	.000	1-2	.500	0-0-0	2	1	0	0	0	1
F21 Arkansas	13	0-1	.000	0-0	.000	0-0	.000	1-1-2	3	1	0	0	0	0
F25 Kentucky	18	1-2	.500	0-0	.000	0-0	.000	0-3-3	1	0	0	0	0	2
F28 South Carolina														
M4 Vanderbilt														
M7 Missouri														
M11 SEC Tournament														

CAREER STATS FOR OLIVER BLACK

Year	GP-GS	Min/Avg	FG-FGA	Pct	3FM-3GA	Pct	FT-FTA	Pct	Rebs	PF-D	Ast	TO	Blk	Stl	Pts/Avg
2014-15	27-4	421/15.6	18-36	.500	0-0	.000	12-27	.444	68-2.5	51-1	7	23	8	10	48/1.8

EXHIBITION 1 — Nov. 6, 2014

Mississippi State	72
Delta State	51

Humphrey Coliseum • 6 p.m.
Starkville, MS

Mississippi State's fast start carried the Bulldogs to a 72-51 exhibition victory against Delta State.

Gavin Ware led MSU with 19 points on a 9 of 13 night from the field. Demetrius Houston added 12 points in his Maroon and White debut, while Fallou Ndoye added 11 points in his first live action.

MSU held its Division II opponent to one field goal the first eight minutes. During that stretch, Ware was already establishing his presence inside and the Bulldogs were quickly building an 18-2 advantage.

MSU shot 48.1 percent from the floor and led 37-16 at the intermission.

For the contest, MSU hit 26 of 59 shots from the field (44.1 percent), 2 of 8 shots from 3-point range (25.0 percent) and 18 of 24 shots from the foul line (75.0 percent). Delta State hit 17 of 46 shots from the field (37.0 percent), 7 of 17 shots from 3-point range (41.2 percent) and 10 of 18 shots from the foul line (55.6 percent).

MSU held a 38-34 rebounding advantage. The Bulldogs had 15 assists and 12 turnovers, while the Statesmen had nine assists and 25 turnovers.

Delta State received 25 points from Devin Schmidt and 11 points from Jack Magden.

Delta State

Player	FG	3FG	FT	RB	P	PT	A	Min
Smith	f 1-5	0-1	2-2	5	2	4	1	17
Harrick	g 1-3	0-0	1-2	3	3	3	0	18
Madgen	g 3-8	3-6	2-2	2	0	11	5	38
Chisholm	g 1-4	0-0	0-0	3	1	2	0	28
Schmidt	g 9-21	4-9	3-5	5	1	25	2	37
Denney	0-0	0-0	0-0	0	0	0	0	1
Davis	1-3	0-0	0-3	6	4	2	0	22
Gillis	0-0	0-0	1-2	4	4	1	0	7
Rowe	0-1	0-1	1-2	1	1	1	1	18
Hester	1-1	0-0	0-0	2	5	2	0	14
TOTALS	17-46	7-17	10-18	34	21	51	9	200

Mississippi State

Player	FG	3FG	FT	RB	PF	PT	A	Min
Ware	f 9-13	0-0	1-2	6	4	19	0	19
Thomas	g 2-6	0-1	0-0	12	3	4	2	25
Bloodman	g 1-2	0-0	4-4	3	1	6	5	26
Daniels	g 0-3	0-2	5-6	0	1	5	1	22
Johnson	f 3-5	0-0	1-3	2	2	7	1	18
Dunlap	0-4	0-3	2-2	4	1	2	1	17
Houston	5-8	2-2	0-0	5	2	12	2	20
Butler	0-0	0-0	0-0	0	1	0	0	4
Johnson	0-2	0-0	0-0	2	0	0	0	6
Ndoye	3-10	0-0	5-7	6	4	11	1	21
Black	3-6	0-0	0-0	5	1	6	2	22
TOTALS	26-59	2-8	18-24	38	20	72	15	200

Halftime: MSU 37, DSU 16. FG%: MSU 44.1%, DSU 34.7%. 3FG%: MSU 25.0%, DSU 41.2%. FT%: MSU 75.0%, DSU 55.6%. Turnovers: MSU 12 (Ware 5), DSU 25 (Schmidt 5). Blocked Shots: MSU 5 (Ndoye 3), DSU 6 (Davis 3). Steals: MSU 8 (Houston 2), DSU 3 (Three players with 1). Officials: Joe Lindsey, Sean Casey, Wil Howard. Attendance: N/A.

GAME 1 — Nov. 14, 2014

Mississippi State	66
Western Carolina	56

Humphrey Coliseum • 5:30 p.m.
Starkville, MS

Mississippi State ushered in its 103th season of basketball Friday by knocking off Western Carolina, 66-56. And in the process, the Bulldogs collected their 400th win at Humphrey Coliseum.

Roquez Johnson paced MSU with 16 points, while Fred Thomas added 15. Gavin Ware recorded his 10th-career double-double with 14 points and 10 rebounds.

Five players made their MSU debut, including Maurice Dunlap and Demetrius Houston, who totaled 6 points and 7 rebounds, respectively.

Mississippi State went into the break up 31-30 on a putback by Ware at the buzzer.

The Bulldogs jumped out to the quick 4-0 lead, but the Catamounts hit a couple of 3-pointers to take an 18-15 advantage.

MSU responded, however, when Dunlap drained back-to-back treys to put his team up. At the half, the Bulldogs led by nine, 35-26.

Mississippi State opened up the second half with an 8-2 run to extend its lead to 39-32. The Catamounts would cut the Bulldogs lead to five, but a pair of free throws by Thomas and a jumper by Travis Daniels put the Bulldogs up seven at the halfway mark.

MSU pushed its lead to double digits for the first time at 57-47 thanks to a pair of free throws from Johnson. WCU would cut it as close as six in the final moments of the game, but clutch free throw shooting by the Bulldogs would seal the contest.

Western Carolina

Player	FG	3FG	FT	RB	PF	PT	A	Min
Brummitt	f 3-9	0-0	0-0	2	5	6	1	25
Thompson	f 0-2	0-0	0-0	1	2	0	2	11
Brown	g 4-15	2-8	1-3	4	2	11	3	38
Harrelson	g 5-12	3-9	1-2	1	0	14	3	37
Sinclair	g 7-14	3-6	3-5	3	2	20	1	36
Hall	0-2	0-0	0-0	5	5	0	1	16
Peterson	0-0	0-0	0-0	0	0	0	0	7
Browning	2-4	1-1	0-0	5	5	5	0	26
Williams	0-0	0-0	0-0	0	0	0	0	1
Brooks	0-0	0-0	0-0	0	1	0	1	3
TOTALS	21-58	9-24	5-10	27	22	56	12	200

Mississippi State

Player	FG	3FG	FT	RB	PF	PT	A	Min
Ware	f 4-7	0-0	6-8	10	3	14	0	32
Johnson	f 5-7	0-0	6-9	5	3	16	1	24
Thomas	g 4-10	2-5	5-5	6	2	15	0	32
Bloodman	g 1-2	0-0	5-6	2	2	7	6	32
Daniels	g 1-3	0-0	0-0	1	2	2	0	18
Dunlap	2-4	2-4	0-0	1	3	6	0	15
Houston	0-4	0-0	3-5	7	3	3	0	22
Ndoye	0-0	0-0	2-2	3	0	2	0	8
Black	0-0	0-0	1-2	2	0	1	0	17
TOTALS	17-37	4-9	28-37	39	18	66	7	200

Halftime: MSU 31, WCU 30. FG%: MSU 45.9%, WCU 36.2%. 3FG%: MSU 44.4%, WCU 37.5%. FT%: MSU 75.7%, WCU 50%. Turnovers: MSU 16 (Johnson, Thomas, Bloodman 3), WCU 11 (Harrelson 3). Blocked Shots: MSU 5 (Ware 3), WCU 4 (Browning, 2). Steals: MSU 5 (Ware, Johnson, Daniels, Ndoye, Black 1), WCU 10 (Browning, 4). Officials: Jim Burr, John Heatly, Kevin Fehr. Attendance: 6,261.

GAME 2 — Nov. 17, 2014

Mississippi State	89
Mississippi Valley State	68

Humphrey Coliseum • 7 p.m.
Starkville, MS

Fred Thomas scored 17 points on 4-of-7 shooting, with three 3-point baskets as MSU rolled past Mississippi Valley State, 89-68.

MSU shot 59.6 percent from the floor and held a plus-22 rebounding advantage against the smaller MVSU lineup.

Travis Daniels hit a 3-point basket and Fred Thomas followed with back-to-back 3's as MSU quickly built an 11-5 advantage. The lead was stretched to 13 at 21-8 when Thomas hit four free throws on one possession after a flagrant foul.

A layup by Trivante Bloodman ran the lead to 25-8 with 14:35 left in the first half.

MSU shot 69.0 percent in the opening half and led 58-34 at halftime.

In the second half, MSU stretched the lead to 73-40 after back-to-back baskets by Roquez Johnson. Johnson joined Ware in the dominance of the inside game, as he led the Bulldogs with a game-high 20 points.

For the contest, the Bulldogs hit 31 of 52 shots from the field (59.6 percent), 4 of 15 shots from 3-point range (26.7 percent) and 23 of 32 shots from the foul line (71.9 percent). The Delta Devils hit 24 of 68 shots from the field (35.3 percent), 8 of 28 shots from 3-point range (28.6 percent) and 12 of 18 shots from the foul line (66.7 percent).

MSU held a 47-25 rebounding advantage.

Mississippi Valley State

Player	FG	3FG	FT	RB	PF	PT	A	Min
Whitfield	f 0-0	0-0	1-2	3	2	1	0	17
Milshtein	f 0-0	0-0	0-0	3	1	0	0	8
Priar	g 3-6	2-4	1-1	0	3	8	0	24
Washington	g 7-14	3-7	1-1	0	3	18	1	27
Williams	g 4-14	1-5	2-2	4	1	11	2	24
Vaughn	0-1	0-0	0-1	5	5	0	0	14
Jackson	1-3	0-2	0-0	0	0	2	0	9
Simmons	2-8	0-1	2-2	2	0	6	3	15
Corley	5-18	2-8	5-6	3	1	17	2	31
Kelly	2-2	0-0	1-4	0	3	5	1	6
Bargman	0-2	0-1	0-0	0	2	0	2	12
TOTALS	24-68	8-28	12-18	25	21	68	12	200

Mississippi State

Player	FG	3FG	FT	RB	PF	PT	A	Min
Ware	f 9-11	0-0	1-1	8	2	19	1	23
Johnson	f 9-10	0-0	2-4	5	3	20	2	23
Thomas	g 4-7	3-4	6-8	3	2	17	2	30
Bloodman	g 4-5	0-1	3-4	3	3	11	2	30
Daniels	g 0-5	1-5	5-7	6	0	10	2	26
Dunlap	0-5	0-2	5-6	2	1	5	1	16
Houston	2-6	0-2	0-0	7	1	4	0	20
Butler	0-1	0-1	0-0	0	0	0	0	3
Johnson	0-0	0-0	0-0	1	0	0	0	3
Ndoye	1-1	0-0	1-2	2	2	3	1	17
Black	0-0	0-0	0-0	5	3	0	0	9
TOTALS	31-52	4-15	23-23	47	17	89	16	200

Halftime: MSU 58, MVSU 34. FG%: MSU 59.9%, MVSU 35.5%. 3FG%: MSU 26.7%, MVSU 28.6%. FT%: MSU 71.9%, MVSU 66.7%. Turnovers: MSU 26 (Thomas 6), MVSU 16 (Priar 5). Blocked Shots: MSU 6 (Ware 3), MVSU 0. Steals: MSU 6 (Bloodman 4), MVSU 16 (Bargman 5). Officials: Vladimir Voyard-Tadal, Jacyn Goble, Brent Hampton. Attendance: 6,065.

GAME 3 — Nov. 22, 2014

Mississippi State	71
Utah State	63

Humphrey Coliseum • Noon
Starkville, MS

Behind 15-point efforts from both Fred Thomas and Roquez Johnson, Mississippi State rallied in the second half to beat Utah State 71-6.

In a game that featured 18 lead changes and 9 ties, the Bulldogs found themselves trailing 38-34 at the break.

The Aggies quickly extended the lead to 41-34 on a 3-pointer by Chris Smith, but the Bulldogs slowly chipped away and went up 42-41 on a 3-pointer by Thomas.

For the next 12 minutes, the lead continued to change hands. But with 5:38 to play, a dunk by Gavin Ware gave the Bulldogs a 59-58 advantage, one it never relinquished. Ware rounded out the double-digit scoring for MSU with 12 points to go along with his 8 rebounds.

MSU, which dominated the boards 38-21, was clutch down the stretch at the free throw line. In the final three minutes, the Bulldogs were 8 of 8 at the charity stripe, thanks to a 6-for-6 effort by Trivante Bloodman.

Mississippi State made 24 of its 52 shots, including a 4-of-15 mark beyond the arc. The Aggies were 20 of 47 shooting, and after making 7 of their 14 attempts from long range in the first half, they were just 3 of 13 in the final 20 minutes.

Chris Smith and Darius Perkins paced Utah State with 14 points each, while Jalen Moore added 13.

Utah State

Player	FG	3FG	FT	RB	PF	PT	A	Min
Collette	f 3-5	0-0	0-0	0	4	6	3	24
Perkins	g 5-14	4-11	0-1	2	3	14	1	31
Moore	g 5-10	1-5	2-2	3	3	13	1	29
McGlastong	2-4	2-3	3-4	1	0	9	2	21
Smith	g 3-7	3-6	5-6	4	2	14	2	33
Cureton	0-1	0-0	1-2	0	0	1	0	7
Noma'aea	0-0	0-0	0-0	0	0	0	1	1
Pearre	0-3	0-2	0-0	2	1	0	0	19
Bolton	1-1	0-0	0-0	0	1	2	0	8
Harris	0-1	0-0	0-0	1	2	0	0	17
Jones	1-1	0-0	2-2	3	4	4	2	10
TOTALS	20-47	10-27	13-17	21	20	63	12	200

Mississippi State

Player	FG	3FG	FT	RB	PF	PT	A	Min
Ware	f 6-7	0-0	0-0	8	3	12	0	23
Johnson	f 6-12	0-0	3-5	4	0	15	1	35
Thomas	g 4-12	2-5	5-9	3	2	15	1	32
Bloodman	g 1-2	0-1	6-6	3	4	8	6	26
Daniels	g 3-8	1-3	0-2	8	1	7	0	32
Dunlap	0-1	0-1	0-0	0	1	0	0	7
Houston	1-5	1-3	0-0	3	0	3	1	10
Ready	0-2	0-2	2-2	2	2	2	3	15
Ndoye	3-3	0-0	3-3	2	2	9	0	17
Black	0-0	0-0	0-0	0	0	0	0	3
TOTALS	24-52	4-15	19-27	38	15	71	12	200

Halftime: USU 38, MSU 34. FG%: MSU 47.8%, USU 50.0%. 3FG%: MSU 33.3%, USU 50.0%. FT%: MSU 66.7%, USU 73.3%. Turnovers: MSU 12 (Houston 4), USU 13 (Perkins 5). Blocked Shots: MSU 2 (Ware 2), USU 4 (Collette 2). Steals: MSU 7 (Daniels, Ready 2), USU 7 (Three players with 2). Officials: Mike Nance, Karl Hess, Patrick Evans. Attendance: 7,240.

GAME 4 — Nov. 24, 2014

Mississippi State	
Clayton State	

Humphrey Coliseum • 7 p.m.
Starkville, MS

Roquez Johnson led Mississippi State with 15 points in a 59-46 win against Clayton State.

MSU shot a season-low 38.0 percent from the field but rode a plus-13 advantage to the easy victory. MSU led by as many as 20 midway through the game's second half.

Johnson was followed in the scoring column by Trivante Bloodman with 12 points and Gavin Ware with 11. Johnson had a team-high eight rebounds, while Ware had seven rebounds.

MSU built an early 11-4 lead before Clayton State rallied for an 11-11 tie. The Bulldogs took the lead for good at 15-13 on a basket by Johnson. It would eventually be a 12-0 run for MSU and a 29-15 lead with 2:56 left in the half.

Clayton State only had one field goal over the final 7:39 as MSU led 29-18 at halftime.

The Bulldogs stretched the lead to 16 early in the second half. The Lakers closed within nine points at 37-28. MSU followed with an 11-0 run to remove all doubt from the contest.

For the contest, the Bulldogs hit 19 of 50 shots from the field (38.0 percent), 0 of 7 shots from 3-point range (0.0 percent) and 21 of 27 shots from the foul line (77.8 percent). The Lakers hit 18 of 52 shots from the field (34.6 percent), 4 of 21 shots from 3-point range (19.0 percent) and 6 of 15 shots from the foul line (40.0 percent).

MSU held a 43-30 rebounding advantage. The Bulldogs had five assists and 11 turnovers, while the Lakers had five assists and 12 turnovers.

Clayton State

Player	FG	3FG	FT	RB	PF	PT	A	Min
Bell	f 0-2	0-0	0-0	2	4	0	0	19
Bonny	g 5-8	0-0	3-8	2	2	13	1	29
Terry	g 5-15	1-5	3-7	5	2	14	1	33
Bennamom	g 3-8	2-5	0-0	2	3	8	1	33
Joseph	g 1-5	0-3	0-0	2	2	2	1	26
Henry	1-3	1-3	0-0	5	0	3	0	11
Terry	1-6	0-4	0-0	0	0	2	1	19
Gibbons	1-4	0-1	0-1	2	1	2	0	5
Oji	1-3	0-1	0-0	5	5	2	0	25
TOTALS	18-25	4-21	6-15	30	19	46	5	200

Mississippi State

Player	FG	3FG	FT	RB	PF	PT	A	Min
Ware	f 2-8	0-0	7-8	7	2	11	0	22
Johnson	f 7-13	0-0	1-2	8	1	15	0	27
Thomas	g 2-6	0-2	1-1	2	3	5	0	25
Bloodman	g 2-4	0-1	8-8	2	1	12	2	24
Daniels	g 1-3	0-1	0-0	5	1	2	1	21
Dunlap	2-4	0-1	0-0	5	2	4	0	12
Houston	0-5	0-0	0-0	5	3	0	0	19
Ready	0-2	0-2	2-3	2	1	2	2	18
Ndoye	2-3	0-0	1-2	5	2	5	0	18
Black	1-2	0-0	1-3	4	0	5	0	13
TOTALS	19-50	0-7	21-27	43	16	59	5	200

Halftime: MSU 29, CSU 18. FG%: MSU 38%, CSU 34.6%. 3FG%: MSU 0%, CSU 19%. FT%: MSU 77.8%, CSU 40%. Turnovers: MSU 11 (Ready, Bloodman, Thomas 2), CSU 12 (Bonny, Joseph, Oji 2). Blocked Shots: MSU 4 (Ware, Thomas, Daniels, Ndoye 1), CSU 3 (Oji 2). Steals: MSU 11 (Ready 5), CSU 6 (Terry 3). Officials: Anthony Jordan, Ken Washington, Orlandis Poole. Attendance: 6,030.

GAME 5 — Nov. 28, 2014

Mississippi State	75
St. Louis	50

American Bank Center • 8:30 p.m.
Corpus Christi, TX

Mississippi State found the road to its liking in beating St. Louis 75-50 in the Corpus Christi Coastal Challenge.

The Bulldogs shot 55.6 percent from the floor and were never threatened after scoring the game's first nine points.

MSU began the offensive assault early. Fred Thomas hit two 3-points and Travis Daniels hit another as the Bulldogs sprinted to a 9-0 lead less than three minutes into the contest.

It was the beginning of a big night for red-shirt junior Daniels, who hit 8-of-11 shots from the field, including 4-of-5 shots from 3-point range, for a career-high 21 points.

The Bulldogs pushed the lead to 26-13 on three consecutive baskets from Gavin Ware.

St. Louis ended the half on a 9-1 run to pull within 37-27 at the intermission.

The Billikens pulled within seven at 42-35 with 16:54 left in the contest. MSU followed with an 18-2 run to open a 60-37 advantage with 8:50 left in the contest.

The Bulldogs also got a lift from junior Craig Sword, who played for the first time this season. While Sword did not score in the contest, the Bulldogs' leading scorer from a year ago logged 11 minutes.

Mississippi State

Player	FG	3FG	FT	RB	PF	PT	A	Min
Ware	f 8-11	0-0	0-0	5	3	16	1	22
Johnson	f 2-4	0-0	1-2	5	0	5	1	26
Thomas	g 4-6	3-5	3-3	3	2	14	2	21
Bloodman	g 2-3	0-0	1-1	3	1	14	3	20
Daniels	g 8-11	4-5	1-1	6	0	21	1	28
Dunlap	1-4	0-3	0-0	1	1	2	0	5
Houston	2-5	0-1	0-0	3	0	4	1	12
Butler	0-0	0-0	0-0	0	0	0	0	1
Johnson	0-0	0-0	0-0	0	0	0	0	1
Ready	2-6	1-3	0-0	2	0	5	5	21
Ndoye	1-2	0-0	0-0	2	5	2	0	13
Sword	0-0	0-0	0-0	2	2	0	0	11
Black	0-2	0-0	1-2	4	2	1	1	17
TOTALS	30-54	8-17	7-9	39	16	75	17	198

St. Louis

Player	FG	3FG	FT	RB	PF	PT	A	Min
Lancona	f 1-5	0-2	0-0	2	0	2	0	14
Manning	c 1-4	0-0	0-0	1	0	2	1	15
McBroom	g 4-13	2-7	0-0	3	1	10	1	27
Yacoubou	g 4-6	0-1	0-2	3	2	8	0	17
Roby	g 1-3	1-3	0-2	1	1	3	0	13
Bartley	1-3	1-2	0-0	2	1	3	2	22
Yarbrough	3-9	0-0	1-3	1	4	7	0	22
Reynolds	0-3	0-1	2-4	3	1	2	0	13
Jolly	2-3	1-2	0-0	1	2	5	0	16
Gillmann	0-1	0-0	0-0	2	0	0	0	9
Crawford	1-3	0-0	0-0	1	0	2	0	15
Agbeko	2-2	0-0	2-2	2	0	6	0	17
TOTALS	20-55	5-20	5-13	24	12	50	4	200

Halftime: MSU 37, SLU 27. FG%: MSU 55.6%, WCU 36.4%. 3FG%: MSU 47.1%, WCU 25%. FT%: MSU 77.8%, WCU 38.5%. Turnovers: MSU 14 (Bloodman 4), WCU 11 (Yacoubou 2). Blocked Shots: MSU 5 (Ware 3), WCU 3 (Manning, Yarbrough, Jolly, 1). Steals: MSU 4 (Bloodman, Houston, Ready, Ndoye, 1), WCU 4 (McBroom, Yarbrough, 2). Officials: Gene Grimshaw, Ross Cullins, Jerry Scherzinger. Attendance: 2,350.

GAME 6 — Nov. 29, 2014

TCU	61
Mississippi State	52

American Bank Arena • 6 p.m.
Corpus Christi, Texas

A tough night offensively led to the end of Mississippi State's season-opening win streak in a 61-52 loss to TCU in the championship game of the Corpus Christi Coastal Classic.

Fred Thomas led the Bulldogs with 14 points on 5-of-10 shooting, including a 3-of-6 night from 3-point range. Trivante Bloodman and Gavin Ware were also in double figures with 11 points apiece.

MSU started cold, managing one field goal over the first seven minutes of play. Yet, it erased a 7-2 deficit by scoring the game's next six points. The lead went back and forth several times with the Bulldogs going ahead 19-17 on an I.J. Ready layup with 3:30 left in the half.

From there, MSU managed one field goal the rest of the half and trailed 30-21 at the break.

The Horned Frogs scored the first two baskets of the second half and stretched the lead to 34-21. MSU answered with back-to-back baskets from Fallou Ndoye and Fred Thomas. The Horned Frogs ran the lead back to 12 points at 43-31 with 12:41 left.

The Bulldogs mounted one last threat and pulled within five at 50-45 on a Thomas 3-point basket 3:38 left in the game. MSU missed two front end of one-plus-one opportunities and that made the comeback more difficult.

TCU held a 37-33 rebounding advantage. The Bulldogs had three assists and 12 turnovers, while the Horned Frogs had 12 assists and 15 turnovers.

Mississippi State

Player	FG	3FG	FT	RB	P	PT	A	Min
Ware	f 3-12	0-0	5-6	4	5	11	0	29
Johnson	f 1-4	0-0	0-0	2	3	2	1	18
Thomas	g 5-10	3-6	1-2	4	3	14	0	26
Bloodman	g 4-6	0-0	3-5	1	3	11	0	26
Daniels	g 2-5	0-0	1-3	5	4	5	1	28
Dunlap	0-0	0-0	0-0	0	0	0	0	1
Houston	1-3	0-1	1-2	3	0	3	0	16
Ready	2-5	0-2	0-1	1	0	4	1	19
Ndoye	1-4	0-0	0-1	5	5	2	0	20
Sword	0-3	0-1	0-0	2	0	0	0	11
Black	0-0	0-0	0-0	0	2	0	0	6
TOTALS	19-52	3-10	11-20	33	25	52	3	200

TCU

Player	FG	3FG	FT	RB	PF	PT	A	Min
Parrish	f 1-5	2-6	0-2	1	0	4	0	15
Washburn	f 4-6	0-1	4-11	8	2	12	3	34
Shepherd	c 0-2	0-1	1-2	3	3	1	2	22
Anderson	g 1-1	0-0	0-0	0	5	2	2	17
Zeigler	g 2-5	0-0	4-6	4	3	8	2	32
Collins	1-7	0-5	3-3	2	2	5	1	20
Fields	5-8	0-1	1-2	2	2	11	0	17
Price	2-2	1-1	0-0	1	1	5	2	10
Kabadyundi	0-0	0-0	0-0	0	0	0	0	0
Abron	1-1	0-0	1-2	3	1	3	0	5
Williams	4-7	1-1	1-3	11	1	10	0	28
TOTALS	22-45	2-12	15-29	37	20	61	12	200

Halftime: TCU 30, MSU 21. FG%: MSU 36.5%, TCU 48.9%. 3FG%: MSU 30%, TCU 16.7%. FT%: MSU 55%, TCU 51.7%. Turnovers: MSU 12 (Bloodman, Ware 3), TCU 15 (Zeigler 3). Blocked Shots: MSU 3 (Ware, Thomas, Ndoye 1), TCU 2 (Washburn, Fields 1). Steals: MSU 10 (Thomas 3), TCU 3 (Anderson, Fields, Abron 1). Officials: Jon Campbell, Todd Austin, Dave Cusick. Attendance: 2,867.

GAME 7 — Dec. 6, 2014

Tulane	59
Mississippi State	54

Devlin Fieldhouse • 1 p.m.
New Orleans, LA

Mississippi State fought valiantly but could not make enough shots to win its first true road game of the year, losing 59-54 at Tulane.

The contest was nip-and-tuck throughout with six tied scores and 10 lead changes.

MSU built an early two-point lead at 7-5 on a Fred Thomas 3-pointer. The Bulldogs were again on top at 14-12 and 16-14 on layup attempts by Roquez Johnson. The Bulldogs would continue the strong inside play early to stretch the lead to 22-18 on a jumper by I.J. Ready.

Tulane followed with an 8-2 run to end the half for a 28-26 lead at the intermission.

MSU shot 38.5 percent in the opening half but made only 1-of-7 shots from 3-point range.

MSU managed only one field goal over the final 5:04 of the opening half. A similar draught took place early in the second frame as Tulane built a 41-34 lead with 14:16 left in the contest. Two baskets by Gavin Ware were the only MSU field goals over the first six minutes of the second half.

Down 45-38, the Bulldogs turned to defensive pressure to get back in the contest. MSU pieced together an 11-3 run to take a 49-48 lead on a Fred Thomas 3-pointer with 6:06 left.

The lead would change hands a couple of times before Tulane took the lead for good on a Louis Dabney basket at 56-54 with 2:06 left in the game. The Bulldogs had only one field goal over the 5:30 of play.

Travis Daniels led MSU with 13 points and nine rebounds.

Mississippi State

Player	FG	3FG	FT	RB	P	PT	A	Min
Ware	f 4-10	0-0	3-4	3	2	11	0	22
Daniels	f 4-10	0-3	5-7	9	2	13	0	34
Johnson	f 5-9	0-0	0-1	6	2	10	0	34
Thomas	g 3-12	2-6	0-0	5	3	8	1	32
Bloodman	g 2-7	0-1	0-0	2	2	4	5	29
Houston	0-1	0-1	0-0	2	2	0	0	6
Ready	2-5	0-2	2-2	1	0	6	1	17
Ndoye	0-0	0-0	0-0	2	2	0	1	2
Sword	0-0	0-0	0-0	0	0	0	0	2
Black	1-1	0-0	0-0	0	1	2	0	6
TOTALS	21-55	2-13	10-16	32	16	54	14	200

Tulane

Player	FG	3FG	FT	RB	PF	PT	A	Min
Smith	f 2-2	0-0	1-2	4	3	5	0	15
Drye	f 0-3	0-1	1-3	6	3	1	2	22
Dabney	g 4-13	1-4	0-0	4	1	9	4	32
Stark	g 5-15	1-4	2-3	4	0	13	2	33
Hook	g 6-9	5-8	0-0	2	2	17	0	32
Pinckney	0-1	0-0	0-0	0	0	0	0	6
Mack	2-2	0-0	0-0	1	1	4	0	15
Reynolds	3-5	0-1	0-0	3	2	4	1	12
Osetkowski	1-1	0-0	2-2	5	2	4	2	20
Henson	0-3	0-1	2-2	3	2	0	1	24
TOTALS	23-54	7-19	6-11	37	16	59	13	200

Halftime: TU 28, MSU 26. FG%: MSU 38.25%, TU 42.6%. 3FG%: MSU 15.4%, TU 36.3%. FT%: MSU 62.5%, TU 54.5%. Turnovers: MSU 14 (Daniels, Johnson 3), TU 16 (Dabney, 4). Blocked Shots: MSU 2 (Ware, 2), TU 3 (Smith, Drye, Stark 1). Steals: MSU 7 (Thomas 3), TU 9 (Smith, Dabney 2). Officials: Steve Olson, Ted Valentine, Mark Whitehead. Attendance: 1,483.

GAME 8 — Dec. 13

Oregon State	59
Mississippi State	49

Gill Coliseum • 3 p.m.
Corvallis, OR

Mississippi State battled back from an early 14-point deficit Saturday afternoon but it wasn't enough in a 59-49 loss to Oregon State.

MSU dropped its third-straight game after opening the season with five straight wins.

The Bulldogs committed 17 turnovers which led to 23 points for the Beavers. MSU made seven turnovers in the first seven minutes of play as Oregon State quickly sprinted to a 16-2 advantage early in the contest.

MSU would go down by as many as 12 points at 20-8 before the hot shooting of Fred Thomas began a rally. Thomas hit back-to-back 3-point baskets as the Bulldogs closed within five points. The Bulldogs were within two points at 23-21 after an old-fashioned 3-point play by Trivante Bloodman.

Oregon State (6-2) ended the half with a 7-2 run to take a 30-23 lead at halftime.

In the second half, Oregon State used another strong stretch of defensive play to extend its lead to 15 points and 41-26 with 14:39 left. The Beavers led by as many as 16 with 9:28 left.

Again, the shooting of Thomas and strong point guard play from I.J. Ready led another rally. A dunk by Roquez Johnson and layup by Gavin Ware capped a 9-0 run as the Bulldogs closed within 51-47 with 4:26 left.

The Bulldogs missed the front end of a one-plus-one on the next possession and turned the ball over a possession later as the Beavers were able to ease out to the win.

Mississippi State

Player	FG	3FG	FT	RB	P	PT	A	Min
Ware	f 3-7	0-0	0-0	7	1	6	1	28
Daniels	f 1-8	0-4	0-0	5	2	2	0	26
Thomas	g 4-11	3-8	5-5	9	3	16	1	29
Bloodman	g 1-6	0-2	3-3	1	2	5	2	27
Sword	g 3-8	2-7	0-1	3	3	8	1	31
Ready	3-4	1-2	0-0	1	3	7	1	17
Ndoye	0-0	0-0	0-0	1	0	0	0	12
Johnson	2-5	0-0	1-2	6	3	5	1	25
Black	0-0	0-0	0-0	0	0	0	0	5
TOTALS	17-49	6-23	9-11	34	17	49	7	200

Tulane

Player	FG	3FG	FT	RB	PF	PT	A	Min
Gomis	f 1-5	0-0	1-2	7	2	3	2	20
Schaftena	f 2-7	1-5	0-0	7	0	5	1	25
Payton	g 5-11	1-5	2-2	8	4	13	2	35
Duvivier	g 3-7	1-3	0-0	1	1	7	5	37
Morris-Wa	g 4-12	2-5	0-0	3	1	10	2	32
Robbins	1-7	0-1	2-3	1	0	4	2	17
N'diaye	2-2	0-0	0-0	1	1	4	0	8
Reid	4-8	0-0	5-6	3	4	13	1	26
TOTALS	22-59	5-19	10-13	40	16	59	15	200

Halftime: OSU 30, MSU 23. FG%: MSU 34.7%, OSU 37.7%. 3FG%: MSU 26.1%, OSU 26.3%. FT%: MSU 81.8%, OSU 76.9%. Turnovers: MSU 17 (Sword 6), OSU 10 (Morris-Walker, 3). Blocked Shots: MSU 1 (Ware, 1), OSU 2 (Gomis, N'diaye 1). Steals: MSU 5 (Bloodman 2), OSU 6 (Payton, Morris-Walker 2). Officials: Chris Rastatter, Tommy Nunez, Kevin Brill. Attendance: 4,211.

GAME 9 — DEC. 17, 2014

Arkansas State	69
Mississippi State	55

Humphrey Coliseum • Noon
Starkville, MS

Roquez Johnson tied his career-high with 20 points for the fourth time, but it wasn't enough as Arkansas State rallied to beat Mississippi State 69-55.

MSU shot 32.3 percent from the field and did not lead in the final 33 minutes of play.

Arkansas State quickly built a 12-4 lead less than four minutes into the contest. The Bulldogs responded with the game's next 11 points. Back-to-back baskets by Johnson and a layup by Fallou Ndoeye capped the run and placed the Bulldogs on top 15-12.

The lead switched back and forth a couple of times before Sean Gardner extended the Arkansas State lead to 24-21 on a jumper in the lane. The Bulldogs would not lead again, falling down by eight points twice in the half, including 35-27 at the intermission.

Arkansas State extended the lead to 10 points at 41-31 less than three minutes into the second half. The Bulldogs closed within seven points on an I.J. Ready 3-pointer at 51-44 with 8:30 left.

The Bulldogs finished with one field goal in the final 4:19 and could not close the gap.

Arkansas State held a 39-33 rebounding advantage.

Roquez Johnson led the Bulldogs with 20 points, while Ready was next with eight points. Johnson also had a team-high seven rebounds.

Gardner paced Arkansas State with 22 points.

Arkansas State

Player	FG	3FG	FT	RB	PF	PT	A	Min
Livingston f	3-5	0-2	2-6	7	3	8	1	34
Bocum c	4-8	0-0	5-8	8	1	13	0	31
Golden g	6-13	3-7	0-1	2	5	15	4	36
Hardwick g	1-2	0-0	5-7	6	1	7	7	29
Gardner g	8-14	5-10	1-2	5	1	22	0	36
Macklien	0-1	0-0	0-0	4	0	0	1	18
Foster	0-0	0-0	0-0	0	0	0	0	1
Downs	2-3	0-0	0-0	4	3	4	0	15
TOTALS	24-46	8-19	13-24	39	14	69	13	200

Mississippi State

Player	FG	3FG	FT	RB	PF	PT	A	Min
Ware f	1-5	0-0	2-2	4	0	4	0	17
Daniels f	0-3	0-1	0-0	2	0	0	0	8
Thomas g	2-9	0-4	0-0	3	1	4	0	27
Bloodman g	1-5	0-0	2-2	1	0	4	1	13
Sword g	1-6	1-3	0-1	1	2	3	0	21
Dunlap	1-4	1-3	0-0	0	3	3	0	15
Houston	2-5	0-1	1-2	5	3	5	1	18
Ready	3-14	1-5	1-1	2	1	8	1	27
Ndoeye	2-3	0-0	0-0	1	3	4	1	13
Johnson	8-11	0-0	4-4	7	2	20	0	32
Black	0-0	0-0	0-0	4	2	0	0	9
TOTALS	21-65	3-17	10-12	33	17	55	4	200

Halftime: ASU 35, MSU 27. FG%: MSU 32.3%, ASU 52.2%. 3FG%: MSU 17.6%, ASU 42.1%. FT%: MSU 83.3%, ASU 54.2%. Turnovers: MSU 9 (Ready 2), ASU 14 (Hardwick, Livingston 3). Blocked Shots: MSU 2 (Houston, Black), ASU 3 (Bocum 2). Steals: MSU 7 (Houston, Sword 2), ASU 4 (Bocum 2). Officials: Antinio Petty, Olandis Pool, Ron Groover. Attendance: 5,390.

GAME 10 — DEC. 20, 2014

USC Upstate	53
Mississippi State	51

Mississippi Coliseum • 3 p.m.
Jackson, MS

Despite a much-improved effort in the second half, it wasn't enough as Mississippi State lost, 53-31.

Ty Greene's jumper in the lane with six seconds left in regulation lifted South Carolina Upstate to the win.

The Bulldogs hit only 1-of-15 3-point shots attempts and managed only six assists in the contest. The loss extended MSU's losing streak to five straight games.

MSU struggled offensively in the early stages of the contest. The Bulldogs kept playing defense though to hang tight. A basket by Travis Daniels gave MSU its first lead at 11-10.

Upstate responded with the game's next seven points. A jumper by Greene from the top of the key ran the Spartans' advantage to 17-11.

MSU managed one field goal the final 9:55 of the half and trailed 22-15 at the intermission.

In the second half, the Bulldogs scored the first six points to quickly close within 22-21 on a dunk by Johnson.

Upstate followed with a couple of transition baskets to fuel a 7-0 run for a 31-23 lead with 14:18 left in the half.

MSU battled back for a 35-33 lead on back-to-back possessions where Johnson drove to the basket, drew a foul and hit both free throws.

Upstate responded with the game's next seven points.

MSU didn't lead again until a jumper from Trivante Bloodman placed them on top 49-48 with 1:53 left. A dunk by MSU's Fallou Ndoeye tied the teams at 51 with 17 seconds left.

USC Upstate

Player	FG	3FG	FT	RB	PF	PT	A	Min
Stephens f	1-2	0-1	0-0	0	0	0	0	5
Buchanan c	3-6	0-0	3-4	5	5	9	2	21
Greene g	5-13	0-5	2-4	2	3	12	1	34
Blessing g	1-6	1-6	0-0	4	1	3	2	35
Miller g	4-10	2-7	0-0	4	2	10	2	36
Goodwin	6-9	1-3	1-2	1	4	14	2	22
Smith	0-1	0-0	0-0	1	1	0	0	16
Cuthbertso	0-4	0-0	0-0	1	1	3	0	14
Schulte	1-1	0-0	1-2	2	2	3	0	17
TOTALS	21-52	4-25	7-12	23	19	53	9	200

Mississippi State

Player	FG	3FG	FT	RB	PF	PT	A	Min
Ndoeye f	4-5	0-0	3-4	3	4	11	0	21
Johnson f	3-5	0-0	9-13	9	1	15	1	35
Thomas g	3-9	1-7	0-0	8	2	7	2	34
Bloodman g	2-3	0-1	2-2	0	2	6	2	29
Ready g	3-10	0-4	2-2	1	0	8	1	29
Ware	0-1	0-0	0-0	0	2	0	0	5
Daniels	2-7	0-2	0-0	6	1	4	0	20
Sword	0-3	0-1	0-0	2	3	0	0	8
Black	0-1	0-0	0-0	3	1	0	0	19
TOTALS	17-44	1-15	16-21	39	16	51	6	200

Halftime: UPST 22, MSU 15. FG%: MSU 38.6%, UPST 40.4%. 3FG%: MSU 6.7%, UPST 16%. FT%: MSU 86.7%, UPST 58.3%. Turnovers: MSU 16 (Bloodman, Ware, Daniels 2), UPST 7 (Greene, Blessing, Miller 2). Blocked Shots: MSU 2 (Thomas, Bloodman 1), UPST 5 (Miller 2). Steals: MSU 5 (Johnson, Thomas 2), UPST 9 (Greene, Miller 3). Officials: Mike Nance, John Hampton, Tony Henderson Attendance: 1,102.

GAME 11 — DEC. 23, 2014

Mississippi State	70
Jacksonville	47

Humphrey Coliseum • 7 p.m.
Starkville, MS

Mississippi State turned in its best defensive effort of the season to snap a five-game losing streak en route to a 70-47 win against Jacksonville.

MSU, which shot 56.8 percent from the floor, scored the first nine points of the game and never trailed in the contest. Back-to-back baskets by I.J. Ready capped the game-opening 9-0 run. The Dolphins went more than five minutes before scoring their first points of the contest.

A 3-pointer by Thomas extended the lead to 18-7 with 8:30 left in the half. A 3-pointer by Trivante Bloodman ran the Maroon and White out to a 26-12 lead with 5:11 left in the half.

The Bulldogs hit 4 of 8 shots from 3-point range in the opening half and led 36-27 at the intermission.

In the opening minutes of the second half, MSU responded with a 6-0 run to build back a double-digit lead, at 44-30 with 13:44 left in the contest.

Jacksonville was again within nine before a 12-4 run by MSU removed all doubt from the contest.

MSU held a 35-18 rebounding advantage. The Bulldogs had 10 assists and 21 turnovers.

Thomas led the Bulldogs with 16 points, while Travis Daniels added 13 points and Roquez Johnson added 11 points. Daniels also had a team-high 8 rebounds.

Jacksonville received 13 points from Andris Misters and 11 points from Kori Babineaux.

Jacksonville

Player	FG	3FG	FT	RB	PF	PT	A	Min
Clayton f	1-2	0-1	1-2	4	1	3	0	28
Gill f	0-1	0-0	0-0	1	1	0	0	10
Edwards g	0-3	0-1	0-0	1	1	0	0	15
Misters g	4-14	2-7	3-3	0	2	13	0	33
Babineaux g	5-14	0-1	1-3	1	4	11	3	38
Bell	0-1	0-1	0-0	0	0	0	0	3
El Manaste	2-3	0-0	1-3	2	3	5	1	25
White	0-0	0-0	0-0	2	4	0	0	10
Holder	3-6	0-0	1-1	2	1	7	1	28
Adeyeye	3-5	2-3	0-0	1	1	8	0	10
TOTALS	18-49	4-14	7-12	18	18	47	7	200

Mississippi State

Player	FG	3FG	FT	RB	PF	PT	A	Min
Ndoeye f	3-5	0-0	0-0	3	4	6	1	28
Black f	0-0	0-0	0-0	4	4	0	1	21
Thomas g	5-10	2-6	4-4	6	0	16	0	28
Ready g	3-6	2-3	0-0	1	1	8	2	26
Daniels g	5-7	2-4	2-2	8	3	13	1	23
Houston	1-2	0-0	0-0	0	2	2	1	12
Bloodman	3-3	1-1	0-0	0	1	7	0	15
Butler	0-0	0-0	0-0	1	0	0	0	6
Johnson	3-5	0-0	5-8	8	1	11	0	22
Sword	2-6	1-1	2-2	3	3	7	4	19
TOTALS	25-44	8-15	12-16	35	19	70	10	200

Halftime: MSU 36, JU 27. FG%: MSU 52.6%, JU 36.7%. 3FG%: MSU 53.3%, JU 28.6%. FT%: MSU 75%, JU 58.3%. Turnovers: MSU 21 (Thomas 4), JU 17 (Babineaux, Holder 5). Blocked Shots: MSU 3 (Black 2), JU 0. Steals: MSU 10 (Johnson, Thomas, Sword, Ready 2), JU 11 (Babineaux 5). Officials: Tony Grenne, Garrick Shannon, Marc Ellard Attendance: 5,366.

GAME 12 — DEC. 30, 2014

McNeese State	66
Mississippi State	47

Humphrey Coliseum • 7 p.m.
Starkville, MS

Mississippi State dropped a 66-47 decision to McNeese State, its first loss to the Cowboys in Starkville.

McNeese State scored the game's first eight points and never trailed in the contest.

In the opening half, the Bulldogs shot 47.6 percent from the floor but struggled defensively allowing the Cowboys to shoot 56.0 percent.

A jumper by Craig Sword brought the Bulldogs within 17-13 with 10:17 left in the half. The Cowboys forced a pair of turnovers to start a 9-0 run for a 26-13 lead.

A follow-up 8-0 run stretched the McNeese State lead to 36-19 with 2:25 left in the half.

MSU (6-6) scored the first half's four points and trailed 36-23.

The Bulldogs played with more spirit on the defensive end in the second half but could not close within 11 points after a basket by Sword.

Again down 11 midway through the second half, the Cowboys reeled off 12 straight points to remove all doubt from the contest.

Sword led MSU with a season-high 11 points, while Ready added 10 points. Oliver Black had a career-high nine points in 26 minutes off the bench. Daniels and Roquez Johnson each had a team-high four rebounds.

McNeese State received 20 points from De-sharick Guidry. Jamaya Burr added 13 points, while Austin Lewis had 12 points and Matthew Moss had 11 points.

McNeese State

Player	FG	3FG	FT	RB	P	PT	A	Min
Lewis	f 4-5	0-0	4-4	9	1	12	0	26
Burr	g 5-8	1-2	2-4	5	0	13	9	40
Garrett	g 2-6	2-6	0-0	3	3	6	2	33
Hardy	g 2-8	0-0	0-0	7	1	4	2	40
Guidry	g 9-15	0-0	0-0	5	3	20	2	40
Johnson	0-3	0-2	0-0	0	1	0	0	7
Moss	4-5	3-4	0-0	0	3	11	0	14
TOTALS	26-50	8-17	6-8	30	12	66	15	200

Mississippi State

Player	FG	3FG	FT	RB	PF	PT	A	Min
Ndoye	f 3-4	0-0	0-0	2	3	6	1	29
Johnson	f 0-3	0-0	0-0	4	1	0	1	23
Thomas	g 1-4	0-3	2-2	3	1	4	0	22
Ready	g 3-10	3-6	1-2	1	1	10	1	28
Daniels	g 2-5	1-4	2-2	4	2	7	0	22
Houston	0-1	0-0	0-0	0	0	0	0	5
Bloodman	0-1	0-0	0-0	0	1	0	2	17
Butler	0-0	0-0	0-0	0	0	0	0	2
Sword	5-9	0-2	1-4	2	0	11	0	26
Black	4-6	0-0	1-2	4	2	9	0	26
TOTALS	18-43	4-15	7-12	21	11	47	10	200

Halftime: Mc St 36, MSU 23. FG%: MSU 41.9%, Mc St 52%. 3FG%: MSU 26.7%, Mc St 47.1%. FT%: MSU 58.3%, Mc St 75%. Turnovers: MSU 10 (Thomas, Ndoye 2), Mc St 8 (Garrett, 3). Blocked Shots: MSU 1 (Sword 1), Mc St 3 (Lewis, Hardy, Moss, 1). Steals: MSU 5 (Sword 2), Mc St 7 (Hardy 3). Officials: Tim Gattis, Brian Shey, Nathan Quick Attendance: 5,155.

GAME 13 — JAN. 2, 2015

Mississippi State	62
Florida State	55

Humphrey Coliseum • 7 p.m.
Starkville, MS

Mississippi State made all six of its free throws in the final 37 seconds en route to a 66-52 upset against Florida State.

The Bulldogs shot 46.2 percent from the floor and led for most of the second half.

MSU did not trail after taking a 40-39 lead with 10:48 left on a layup by Roquez Johnson. The Bulldogs hit all 11 free throw attempts in the final half.

MSU held a 40-26 advantage in the paint and a 24-8 advantage in bench points.

The Bulldogs built an early 8-3 lead and held the Seminoles to one field goal over the first eight minutes for a 10-4 lead.

Back-to-back baskets by Gavin Ware and I.J. Ready, who had 14 points, ran the MSU advantage to 16-11. The lead was a first-half best at six after a Fred Thomas 3-point basket made it 19-13 with 6:21 left in the half.

Florida State ended the half on a 9-0 run to take a 25-22 lead at the intermission.

The lead swung back and forth several times in the early stages of the second half. FSU took its last lead at 39-38 with a basket from Montay Brandon. The Seminoles' largest lead in the half was five points.

Johnson took the lead back for good for the Bulldogs 28 seconds later. A 3-pointer by Travis Daniels capped a 5-0 run and ran the lead to 47-41 with 7:01 left in the contest.

Florida State battled back for a 49-49 tie. Craig Sword hit two free throws to break the tie for the Bulldogs. The Bulldogs' final six points came at the foul line.

Florida State

Player	FG	3FG	FT	RB	P	PT	A	Min
Cofer	f 4-5	0-0	1-1	0	1	9	0	20
Ojo	g 1-1	0-0	0-0	1	2	2	0	11
Bookert	g 5-9	4-6	2-2	4	3	16	2	38
Rathan-M	g 4-12	2-6	2-5	6	2	12	4	39
Brandon	g 3-5	0-0	2-5	5	8	8	2	38
Watkins	0-0	0-0	0-1	0	0	0	0	2
Smith	1-4	0-1	2-4	2	2	4	0	20
Turpin	0-1	0-0	0-0	1	2	0	0	5
Bojanovsky	1-5	0-0	2-4	4	2	4	2	24
Berwick	0-1	0-1	0-0	0	1	0	0	3
TOTALS	19-43	6-14	11-19	30	17	55	10	200

Mississippi State

Player	FG	3FG	FT	RB	PF	PT	A	Min
Ndoye	f 1-2	0-0	0-0	1	5	2	0	11
Black	f 1-2	0-0	0-0	0	2	2	1	24
Ready	g 6-7	0-0	2-2	1	4	14	1	19
Daniels	g 5-9	1-4	1-2	5	3	12	1	27
Sword	g 3-9	0-2	2-2	1	1	8	2	22
Thomas	1-8	1-5	2-2	2	1	5	0	18
Houston	0-2	0-0	0-0	0	1	0	0	12
Bloodman	1-3	0-1	0-0	2	2	2	2	22
Ware	4-7	0-0	2-2	8	1	10	0	25
Johnson	2-3	0-0	3-4	6	3	7	0	20
TOTALS	24-52	2-14	12-13	28	23	62	7	200

Halftime: FSU 25, MSU 22. FG%: MSU 46.2%, FSU 44.2%. 3FG%: MSU 14.3%, FSU 42.9%. FT%: MSU 92.3%, FSU 57.9%. Turnovers: MSU 12 (Bloodman 3), FSU 19 (Rathan-Mayes 5). Blocked Shots: MSU 4 (Ware 2), FSU 5 (Cofer, Bookert, Brandon, Smith, Bojanovsky 1). Steals: MSU 10 (Ready 3), FSU 7 (Rathan-Mayes 2). Officials: Tony Greene, Chuck Jones, Lee Cassell Attendance: 5,756.

GAME 14 — JAN. 7

Tennessee	61
Mississippi State	47

Humphrey Coliseum • 8 p.m.
Starkville, MS

A tough offensive night led to a disappointing outcome Mississippi State as it lost its SEC opener against Tennessee, 61-47.

After erasing a 12-point first-half deficit, the Bulldogs could not overcome 30.6 percent shooting and 20 missed free throws.

Tennessee scored the game's first 12 points.

MSU scored the game's next 12 points and finally evened the game with 6:07 left in the half. The Volunteers went a stretch of 12 minutes, 20 seconds without a field goal.

Tennessee broke back on top at 14-12 with a pair of free throws. MSU then grabbed a 17-14 lead with a Trivante Bloodman basket and free throw.

A 3-pointer by Devon Baulkman pushed Tennessee to a 26-23 advantage at halftime.

After a tip-in by Travis Daniels brought MSU within one, Tennessee scored the game's next six points for a 32-25 lead.

A 13-1 run by Tennessee pushed the Volunteers to a 45-28 advantage with 10:49 left in the contest. The Bulldogs had a stretch of 10 minutes, 59 seconds without a field goal. A Travis Daniels 3-point basket stopped that run and brought the Bulldogs within 48-33 with 8:34 left in the game.

MSU closed back within eight points on two free throws by Trivante Bloodman with 2:20 left but got no closer.

Tennessee held a 44-28 rebounding advantage.

Ware led MSU with 12 points.

UT received 15 points from Kevin Punter.

Tennessee

Player	FG	3FG	FT	RB	P	PT	A	Min
Moore	f 0-3	0-0	0-0	4	5	0	0	22
Punter	g 4-8	2-3	5-5	0	5	15	2	29
Richardson	g 3-13	1-4	4-4	7	3	11	5	32
Carmiche	g 0-3	0-0	0-1	4	5	0	1	22
Balkman	g 3-7	2-4	2-3	6	2	10	1	26
Hubs III	2-5	1-3	3-4	1	3	8	2	21
Owens	0-0	0-0	3-4	3	4	3	1	13
Mostella	2-4	2-3	0-0	1	1	6	0	13
Reese	3-5	2-3	0-1	10	4	8	0	22
TOTALS	17-48	10-20	17-29	44	32	61	12	200

Mississippi State

Player	FG	3FG	FT	RB	PF	PT	A	Min
Ndoye	f 0-2	0-0	0-1	0	1	0	0	11
Black	f 0-2	0-0	1-4	4	0	1	0	18
Ready	g 0-1	0-0	0-0	0	1	0	2	19
Daniels	g 3-5	1-3	0-0	5	1	7	0	19
Sword	g 1-2	0-0	7-8	1	5	9	1	22
Thomas	1-10	0-6	3-5	3	3	5	1	27
Houston	0-3	0-0	3-8	0	1	3	0	12
Bloodman	2-5	0-0	4-8	2	2	8	0	21
Ware	4-5	0-0	4-8	9	3	12	0	25
Johnson	0-1	0-0	2-2	0	4	2	0	26
TOTALS	11-36	1-9	24-44	28	21	47	4	200

Halftime: UT 26, MSU 23. FG%: MSU 30.6%, UT 35.4%. 3FG%: MSU 11.1%, UT 50%. FT%: MSU 54.5%, UT 77.3%. Turnovers: MSU 13 (Daniels 3), UT 18 (Moore 4). Blocked Shots: MSU 3 (Johnson 3), UT 3 (Moore, Punter, Owens 1). Steals: MSU 10 (Houston 3), UT 7 (Moore, Punter, Richardson 2). Officials: Ron Groover, Tony Henderson, Lamar Simpson Attendance: 5,704.

GAME 15 — JAN. 10, 2015

Florida	72
Mississippi State	47

O'Connell Center • 6 p.m.
Gainesville, FL

Mississippi State dropped its SEC road opener to Florida, 72-47, thanks to shooting 62.5 percent from the field first half.

In the opening half, MSU shot 30.4 percent from the field and was only able to force three Florida turnovers. The Gators scored 19 points off 10 turnovers by the Bulldogs in the opening half.

Florida scored six straight points to break an early 2-2 tie. After a dunk by MSU's Roquez Johnson, Florida scored the game's next eight points to build a 16-4 lead with 13:25 left.

A Dorian Finney-Smith basket pushed the Florida advantage to 22-7 with 10:43 left in the half. The Bulldogs were within 11 after another Johnson dunk before Florida scored the game's next six points.

Florida would run the first-half lead to 23 points before Demetrius Houston hit a mid-court 3-point basket as time expired to bring the Bulldogs within 39-19 at the break.

A 10-1 run by Florida early in the second half removed all doubt from the contest. Fred Thomas did hit a pair of 3-point baskets in the second half down the stretch.

Johnson led MSU with 11 points, while I.J. Ready and Fred Thomas each added 10 points. Gavin Ware had a game-high eight rebounds. Ready also had five assists, one steal and no turnovers in 27 minutes of action.

Mississippi State

Player	FG	3FG	FT	RB	PF	PT	A	Min
Ndoye	f 0-1	0-0	0-0	0	2	0	0	13
Black	f 0-0	0-0	0-0	1	0	0	0	11
Ready	g 4-8	2-3	0-0	0	0	10	5	27
Daniels	g 0-4	0-2	0-0	2	4	0	0	14
Sword	g 2-5	0-1	1-2	4	0	5	0	26
Thomas	3-5	2-4	2-3	5	1	10	1	16
Houston	2-5	1-1	0-0	1	3	5	0	21
Bloodman	0-2	0-0	0-0	1	2	0	2	14
Bulter	0-0	0-0	0-0	0	0	0	0	2
J. Johnson	0-0	0-0	0-0	0	0	0	0	2
Ware	2-5	0-0	2-2	8	1	6	0	27
R. Johnson	4-9	0-0	3-6	5	2	11	0	27
TOTALS	17-44	5-11	8-13	28	15	47	8	200

Florida

Player	FG	3FG	FT	RB	PF	PT	A	Min
Robinson	f 5-9	1-3	1-1	2	0	12	2	22
Smith	f 7-11	2-6	0-0	6	2	16	0	24
Walker	f 1-2	0-0	0-0	4	2	2	1	22
Hill	g 3-8	0-0	1-2	2	1	7	7	29
Chiozza	g 0-2	0-1	0-0	0	2	0	2	19
Carter	6-8	4-6	4-4	1	0	20	3	27
Murphy	3-4	0-0	1-3	2	4	7	0	13
Edwards	0-0	0-0	0-0	0	0	0	0	3
Frazier	2-8	2-6	0-0	4	2	6	3	22
Kurtz	1-1	0-0	0-2	4	2	2	1	19
TOTALS	28-53	9-22	7-12	31	15	72	19	200

Halftime: UF 39, MSU 19. FG%: MSU 38.6%, UF 52.8%. 3FG%: MSU 45.5%, UF 40.9%. FT%: MSU 61.5%, UF 58.3%. Turnovers: MSU 15 (Ndoye, Sword, Houston 3), UF 7 (Murphy 2). Blocked Shots: MSU 3 (Ndoye, Sword, Thomas, 1), UF 4 (Finney-Smith, Walker, 2). Steals: MSU 5 (Ndoye, Ready, Daniels, Houston, J. Johnson 1), UF 10 (Robinson, Hill 2). Officials: Antinio Petty, John Hampton, James Baker Attendance: 11,966.

GAME 16 — JAN. 13, 2015

Texas A&M	74
Mississippi State	70

Reed Arena • 8 p.m.
College Station, Texas

Mississippi State's bid to win its first SEC game came up short in a 74-70 setback to Texas A&M despite a career-high 18 points from I.J. Ready, one of four Bulldogs in double figures.

He was joined by Travis Daniels with 14 points, Roquez Johnson with 13 points and Fred Thomas with 12 points.

MSU trailed by 10 points midway through the second half. The Bulldogs battled back and had the contest within a single possession twice in the final minute.

Texas A&M had three different five-point leads before a layup by Kourtney Roberson ran the lead to 20-13 with 8:02 left in the half.

The Bulldogs battled back to a two-point deficit at 23-21 after a 3-pointer by Thomas. A layup by Trivante Bloodman a couple of possessions later again had MSU down a pair.

The teams were tied at 25-25 before Thomas hit a 3-pointer as time expired to give the Bulldogs a 28-27 lead at the intermission.

Ready scored all 18 of his points in the second half.

After two Craig Sword free throws pushed the MSU lead to 30-27, Texas A&M took the lead for good at 31-30 on a layup by Alex Caruso, who was on his way to a 21-point night.

Texas A&M parlayed a 16-3 run into a 43-33 lead with 14:02 left in the contest.

The Bulldogs stormed back with the game's next seven points to cut it to 43-40 on jumper by Ready.

MSU fell back down 10 points at 58-48 with 3:12 left.

Mississippi State

Player	FG	3FG	FT	RB	PF	PT	A	Min
Ready	g 6-13	2-7	4-4	1	1	18	4	27
Ware	f 0-2	0-0	3-4	2	5	3	0	18
Daniels	g 5-16	4-8	0-2	7	4	14	2	35
Johnson	g 4-10	0-0	5-8	7	4	13	1	30
Sword	g 0-1	0-0	2-2	0	3	2	0	9
Thomas	4-10	4-8	0-0	6	4	12	1	29
Houston	0-1	0-0	0-0	2	2	0	0	5
Bloodman	1-3	0-0	0-0	1	2	2	1	15
Ndoye	0-2	0-0	0-0	0	4	0	0	5
Black	1-1	0-0	4-6	6	1	6	1	27
TOTALS	21-59	10-23	18-26	36	30	70	10	200

Texas A&M

Player	FG	3FG	FT	RB	PF	PT	A	Min
Green	f 1-1	1-1	3-4	1	1	6	4	32
Jones	f 5-10	0-1	6-7	3	4	16	1	34
Roberson	f 4-4	0-0	2-2	4	4	10	0	20
Caruso	g 6-9	0-0	9-14	9	3	21	3	34
House	g 4-12	3-5	8-15	4	3	19	1	35
Robinson	0-2	0-0	0-2	1	0	0	1	14
Miller	1-2	0-0	0-0	7	5	2	1	18
Fitzgerald	0-2	0-1	0-0	0	0	0	0	2
Allen	0-1	0-0	0-0	0	0	0	0	4
Johns	0-1	0-0	0-0	2	2	0	0	7
TOTALS	21-44	4-8	28-44	34	22	74	11	200

Halftime: MSU 28, A&M 27. FG%: MSU 35.6%, A&M 47.7%. 3FG%: MSU 43.5%, A&M 50%. FT%: MSU 69.2%, A&M 63.6%. Turnovers: MSU 14 (Black 3), A&M 13 (Caruso). Blocked Shots: MSU 3 (Black 2), A&M 6 (Miller 3). Steals: MSU 4 (Ready 2), A&M 3 (Caruso 2). Officials: Joe Lindsay, Anthony Jordan, CJ Washington Attendance: 4,804.

GAME 17 — JAN. 20, 2015

Mississippi State	57
Vanderbilt	54

Humphrey Coliseum • 3 p.m.
Starkville, MS

Mississippi State earned its first SEC win of the year, beating Vanderbilt 57-54.

Breaking a tie in the final minute of regulation, I.J. Ready's 3-point basket from the top of the key proved to be the difference.

MSU rallied from down 12 points to win its first league game of the season. The Bulldogs improved to 8-9 overall and 1-3 in league play, while the Commodores fell to 11-6 and 1-3.

A 7-0 run midway through the first half pushed Vanderbilt to 19-10 lead. A 3-pointer by Riley LaChance ran the Commodores' advantage to 26-14 with 1:20 left in the first half.

A tip-in by Oliver Black and basket by Ready as the half expired brought the Bulldogs with 26-18 at the intermission.

MSU started the second half on a stronger note offensively. A 3-pointer by Travis Daniels cut the Vanderbilt lead to 29-23 with 17:47 left in the contest.

Still down seven points at 35-28, the Bulldogs took control with 14-0 run.

A jumper by Gavin Ware capped the run and gave the Maroon and White a 42-35 lead with 10:36 left.

The Commodores hung tight from 3-point range. Eventually two free throws by LaChance tied the game 52-52 with 1:27 left. The tie did not last long as Ready sank the go-ahead shot 15 seconds later, sending the coliseum crowd of 6,568 home happy.

MSU held a 41-28 rebounding advantage.

Ready led MSU with 11 points, while Thomas added 10 points. Ware had a game-high 13 rebounds, including 11 on the defensive end.

Damian Jones led Vanderbilt with 21 points.

Vanderbilt

Player	FG	3FG	FT	RB	PF	PT	A	Min
Kornet	f 2-4	1-2	0-0	1	3	5	0	19
Roberson	f 1-4	0-0	0-0	2	4	2	0	12
Jones	c 9-13	0-0	3-11	8	3	21	7	35
Baldwin	IV g 0-6	0-5	2-2	2	2	2	1	35
LaChance	g 4-13	2-7	2-2	5	4	12	0	36
Mitchell	1-2	0-0	0-0	1	1	2	0	19
Fisher-Davi	2-7	2-6	0-0	0	2	6	0	19
Siakam	1-3	0-0	2-2	3	3	4	0	21
Henderson	0-0	0-0	0-0	0	0	0	0	4
TOTALS	20-52	5-20	9-17	28	22	54	8	200

Mississippi State

Player	FG	3FG	FT	RB	PF	PT	A	Min
Ware	f 2-5	0-0	3-5	13	1	7	0	29
Johnson	f 2-7	0-0	4-5	5	3	8	0	30
Ready	g 4-7	1-3	2-2	5	1	11	2	30
Daniels	g 2-3	1-2	0-0	2	2	5	0	17
Sword	g 1-8	0-3	6-8	2	1	8	3	31
Thomas	2-5	1-3	5-6	3	2	10	0	17
Houston	0-2	0-0	0-0	2	3	0	0	14
Bloodman	1-3	0-1	0-0	0	1	2	1	10
Black	3-4	0-0	0-0	7	2	6	0	22
TOTALS	17-44	3-12	20-27	41	16	57	6	200

Halftime: VU 26, MSU 18. FG%: MSU 38.6%, VU 38.5%. 3FG%: MSU 25%, VU 25%. FT%: MSU 74.1%, VU 52.9%. Turnovers: MSU 17 (Ready 7), VU 7 (Mitchell, 2). Blocked Shots: MSU 3 (Ware, Daniels, Houston, 1), VU 2 (Kornet, Siakam, 1). Steals: MSU 5 (Johnson 2), VU 8 (Baldwin IV, 4). Officials: Mike Nance, Tim Gattis, Kevin Fehr Attendance: 6,568.

GAME 18 — JAN. 21, 2015

Mississippi State	78
Auburn	71

Auburn Arena • 8 p.m.
Auburn, AL

I.J. Ready tied his career high with 18 points as Mississippi State beat Auburn, 78-71.

Ready halted the run with a critical 3-point basket and followed that with four straight free throw as MSU grabbed its first win in the Auburn Arena.

MSU snapped a 22-game road losing streak.

The Bulldogs scored 21 points off 12 turnovers by the Tigers. MSU also won by holding Auburn to 40.3 percent shooting from the field.

MSU was led by Gavin Ware, who posted his 11th career double-double. Ware had 16 points and a career-high 17 rebounds. Craig Sword and Fred Thomas were also in double figures with 10 points apiece.

In a game full of runs, Auburn closed within 67-65 after a 14-2 run before Ready hit his 3-point basket with 1:34 left in regulation. Ready then hit four free throws, while Thomas did the same.

MSU erased an early 7-0 deficit with a 12-0 run. A Thomas 3-pointer extended the lead to 15-10. Auburn then scored on back-to-back possessions to take a 21-17 lead.

MSU followed with another 12-0 run. Travis Daniels had a putback and Craig Sword helped cap off the run with a drive to the basket.

The Bulldogs held the Tigers to 26.9 percent shooting in the opening half and led 31-22 at the intermission.

In the second half, two free throws by Roquez Johnson capped an 11-0 run and MSU led 44-27 with 16:38 left.

Auburn received 22 points from K.T. Harrell.

Mississippi State

Player	FG	3FG	FT	RB	P	PT	A	Min
Ware	f 6-7	0-0	4-4	17	4	16	1	32
Johnson	f 3-6	0-0	3-6	4	2	9	0	28
Ready	g 5-12	0-0	6-6	8	1	18	2	30
Daniels	g 4-7	1-2	0-0	3	3	9	0	26
Sword	g 3-9	0-0	4-8	3	4	10	5	27
Thomas	2-7	2-6	4-5	4	2	10	2	21
Houston	3-5	0-0	0-0	0	1	6	0	6
Bloodman	0-2	0-0	0-0	0	1	0	1	11
Ndoye	0-0	0-0	0-2	0	2	0	0	3
Black	0-1	0-0	0-0	1	2	0	0	17
TOTALS	26-56	5-15	21-31	44	22	78	11	200

Auburn

Player	FG	3FG	FT	RB	PF	PT	A	Min
Bowers	f 7-14	0-1	2-4	17	3	16	1	35
Granger	f 2-5	0-0	1-2	6	4	5	1	23
Harrell	g 8-15	4-10	2-4	1	1	22	1	34
R.-Miller	g 2-6	1-4	2-4	2	4	7	2	28
Mason	g 3-10	2-6	2-2	3	4	10	1	27
Canada	1-3	0-0	4-6	2	5	6	5	22
Reed	0-1	0-0	0-0	2	0	0	0	3
Shamsid-D	2-7	1-4	0-1	0	1	5	0	19
Thompson	0-1	0-1	0-0	0	0	0	0	7
Waddell	0-0	0-0	0-0	0	0	0	0	2
TOTALS	25-62	8-26	13-23	33	22	71	11	200

Halftime: MSU 31, AU 22. FG%: MSU 46.6%, AU 40.3%. 3FG%: MSU 33.3%, AU 30.6%. FT%: MSU 67.7%, AU 56.5%. Turnovers: MSU 17 (Daniels 5), AU 12 (Bowers, Ross-Miller, Canada, 3). Blocked Shots: MSU 4 (Ware, 2), AU 3 (Granger, 2). Steals: MSU 10 (Sword 3), AU 12 (Harrell, Ross-Miller 3). Officials: Doug Shows, Jim Burr, Kipp Kissinger. Attendance: 8,083.

GAME 19 — JAN. 24, 2015

Georgia	72
Mississippi State	66

Humphrey Coliseum • 2 p.m.
Starkville, MS

A career night for Mississippi State's Roquez Johnson wasn't enough as Georgia rallied from an early 8-point deficit to edge the Bulldogs, 72-66.

Johnson scored a career-high 25 points and pulled down 12 rebounds to post his second career double-double for MSU.

Keying Georgia's efforts was J.J. Frazier, who scored 37 points – the most by an SEC player this season.

Georgia led by 12 points early in the second half. However, back-to-back 3-pointers by Fred Thomas and another by I.J. Ready brought the Bulldogs back within a point with 2:27 left.

MSU finished with a 28-18 advantage in points in the paint, while having a plus-10 rebounding advantage. Johnson and Gavin Ware (game-high 12 rebounds) combined for 29 points and 23 rebounds.

MSU quickly built a 7-2 lead after a basket by Ware. A basket by Johnson extended the lead to 14-6 with 14:07 left in the first half.

UGA pulled even at 17-all on a Frazier 3. MSU took the lead back on a Johnson putback. A 3-pointer by Craig Sword extended the lead to 29-24 with 5:33 left in the half.

MSU managed one field goal the rest of the way and Georgia ended the half on a 12-2 run to grab a 36-31 lead at halftime.

In the second half, Georgia extended the lead to 48-36 with 15:16 left.

A steal and dunk by Johnson brought MSU back within 48-43. Georgia extended the lead to 59-51 on a 3-pointer by Frazier.

Georgia

Player	FG	3FG	FT	RB	P	PT	A	Min
Thornton	f 1-8	1-2	0-1	7	3	3	1	30
Djurisic	f 1-2	0-0	2-2	2	5	4	1	16
Mann	g 2-6	1-1	2-4	5	3	7	5	25
Gaines	g 4-9	2-6	0-0	3	3	10	0	32
Frazier	g 12-14	7-7	6-8	7	1	37	3	34
Maten	2-4	0-1	1-2	4	1	5	0	20
Echols	0-1	0-1	0-0	0	1	0	1	9
Forté	1-2	0-0	3-4	1	0	5	1	20
Iduwe	0-0	0-0	0-0	0	0	0	0	1
Kessler	0-1	0-0	1-2	2	2	1	0	13
TOTALS	23-47	11-18	15-23	32	19	72	12	200

Mississippi State

Player	FG	3FG	FT	RB	PF	PT	A	Min
Ware	f 2-9	0-0	0-0	12	1	4	0	33
Johnson	f 10-18	0-0	5-5	11	2	25	0	37
Ready	g 4-10	4-7	0-0	2	2	12	3	32
Daniels	g 0-3	0-1	0-0	0	0	0	0	11
Sword	g 2-12	1-4	8-9	7	5	13	0	30
Thomas	3-7	3-6	0-3	2	0	9	0	26
Houston	1-4	0-0	1-2	2	2	3	1	13
Bloodman	0-0	0-0	0-0	0	2	0	1	7
Ndoye	0-0	0-0	0-0	1	1	0	0	2
Black	0-2	0-0	0-0	2	3	0	1	9
TOTALS	22-65	8-18	14-19	42	18	66	6	200

Halftime: UGA 36, MSU 31. FG%: MSU 33.3%, UGA 48.9%. 3FG%: MSU 44.4%, UGA 61.1%. FT%: MSU 73.3%, UGA 65.1%. Turnovers: MSU 9 (Sword 3), UGA 11 (Mann, Maten 3). Blocked Shots: MSU 1 (Ndoye 1), UGA 6 (Thornton 4). Steals: MSU 5 (Johnson, Sword 2), UGA 5 (Gaines, Frazier 2). Officials: Tony Anderson, Jeffery Anderson, Brian Shey Attendance: 7,549.

GAME 20 — JAN. 28, 2015

Ole Miss	79
Mississippi State	73

Tad Smith Coliseum • 8 p.m.
Oxford, MS

Craig Sword scored a season-high 27 points and drained a career-best five 3-pointers, but it wasn't enough as Ole Miss rallied to beat Mississippi State, 79-73.

MSU shot 55.6 percent from the field – its first game above 50 percent in league play and fourth overall.

Gavin Ware overcame early foul trouble to add 12 points for the Bulldogs, while I.J. Ready was also in double figures with 10 points.

MSU started strong and built a 16-4 lead. Ole Miss responded with a 17-2 run to take a brief first-half lead. MSU surged back ahead to carry a 32-28 lead into the locker room at half-time.

The Bulldogs again started strong in the second half and stretched the lead to a game-best advantage of 45-32 with 16:29 left in the contest. Ole Miss still trailed by nine points at 54-45 before putting together a game-changing run. The teams were tied at 60 before Ole Miss took the lead for good at 64-62 after two free throws by Jarvis Summers.

The game's critical play took place minutes later when Summers drew a foul on a made 3-point shot attempt. The four-point play pushed the UM lead to 71-65 with 3:15 left to play.

MSU held a 34-31 rebounding advantage. The Maroon and White have now out-rebounded five straight conference opponents. The Bulldogs had 15 assists and 16 turnovers.

Mississippi State

Player	FG	3FG	FT	RB	P	PT	A	Min
Johnson	f 2-3	0-0	0-1	7	4	4	4	27
Ready	g 5-11	0-3	0-0	4	4	10	3	25
Ware	g 5-9	0-0	2-2	4	2	12	0	25
Daniels	g 2-4	2-3	1-2	2	4	7	3	18
Sword	g 10-13	5-7	2-2	1	4	27	2	32
Thomas	0-6	0-5	0-0	2	0	0	1	27
Houston	1-3	0-0	0-0	2	2	2	0	4
Bloodman	2-2	0-0	0-0	0	2	4	2	15
Ndoye	1-1	0-0	0-0	0	0	2	0	6
Black	2-2	0-0	1-4	3	3	3	0	21
TOTALS	30-54	7-18	6-11	34	27	73	15	200

Ole Miss

Player	FG	3FG	FT	RB	PF	PT	A	Min
Rhett	f 1-3	0-0	0-0	2	0	2	1	18
Saiz	f 3-5	0-0	3-5	8	1	9	0	31
Newby	g 0-1	0-1	0-0	0	1	0	0	13
Summers	g 4-10	2-4	12-15	1	3	22	7	25
Moody	g 5-15	0-5	4-4	1	1	14	0	24
Smith	3-6	0-2	1-2	2	2	7	2	25
White	4-11	2-6	2-3	1	0	12	1	31
Perez	2-2	2-2	1-2	1	0	7	1	17
Coleby	0-2	0-0	6-6	8	2	6	0	13
Jones	0-0	0-0	0-0	1	2	0	0	3
TOTALS	22-55	6-20	29-37	31	12	79	6	200

Halftime: MSU 32, UM 28. FG%: MSU 55.6%, UM 40%. 3FG%: MSU 38.9%, UM 30%. FT%: MSU 54.5%, UM 78.4%. Turnovers: MSU 16 (Johnson 5), UM 6 (Rhett, Newby, Summers, Moody, White, Perez 1). Blocked Shots: MSU 1 (Thomas 1), UM 2 (Saiz 2). Steals: MSU 3 (Ready, Bloodman, Black 2), UM 7 (Moody 3). Officials: Joe Lindsay, Doug Simons, Ron Groover Attendance: 8,959.

GAME 21 — JAN. 31, 2015

Mississippi State	73
LSU	67

Humphrey Coliseum • 1 p.m.
Starkville, MS

A season-high 18 points by Fred Thomas propelled Mississippi State to a 73-67 win against LSU.

In a contest that featured nine ties and nine lead changes, MSU closed the contest on a 19-10 run to win its second conference game at home.

Thomas was followed in the scoring column by Craig Sword with 14 points. Gavin Ware and I.J. Ready each added 12 points. Ware posted his 12th career double-double with 10 rebounds. Roqueez Johnson just missed a double-double with nine points and 10 rebounds.

Both teams struggled offensively in the first half. A tip-in by Oliver Black pushed the MSU lead to 13-8 with 11:59 left in the half. A 3-pointer by Ready ran the advantage to 18-12 with 7:48 left.

The lead was pushed to seven points before LSU grabbed a 24-23 lead with an 8-0 run.

The Bulldogs regrouped and led 31-28 at halftime.

The Bulldogs built a 44-40 lead on a Sword jumper with 14:05 left. The Tigers fought back to take leads of 55-52 and 57-54.

A dunk by Johnson gave the Bulldogs the lead for good at 58-57 with 3:26 left. After some early struggles, the Bulldogs hit their final eight free throws to close out the win.

LSU held a 43-40 rebounding advantage. The Bulldogs had 12 assists and forced 15 turnovers.

LSU received a game-high 25 points and 20 rebounds from Jordan Mickey. Keith Hornsby added 15 points.

Player	FG	3FG	FT	RB	PF	PT	A	Min
Martin	f 1-4	0-0	2-2	4	4	4	1	27
Mickey	f 11-18	0-3	3-10	20	3	25	0	37
Malone	c 0-2	0-1	2-2	4	4	2	3	26
Hornsby	g 5-17	3-10	2-2	4	2	15	3	37
Gray	g 6-14	1-6	0-1	0	5	13	2	33
Bridgewater	0-0	0-0	0-0	0	0	0	0	4
Epps	2-4	0-0	0-0	3	1	4	0	7
Quarterman	1-10	0-6	2-4	3	5	4	1	29
TOTALS	26-69	4-23	11-21	43	24	67	10	200

Player	FG	3FG	FT	RB	PF	PT	A	Min
Ware	f 4-7	0-0	4-5	10	1	12	1	33
Johnson	f 3-5	0-0	3-6	10	4	9	0	21
Ready	g 4-9	2-6	2-2	2	2	12	4	34
Daniels	g 0-2	0-1	0-0	2	1	0	1	8
Sword	g 4-7	1-2	5-10	5	3	14	5	33
Thomas	5-8	1-2	7-7	1	1	18	1	25
Houston	0-6	0-0	2-4	2	0	2	0	13
Bloodman	0-1	0-0	0-1	0	0	0	0	6
Ndoye	1-5	0-0	0-0	5	1	2	0	8
Black	2-2	0-0	0-0	1	5	4	0	19
TOTALS	23-52	4-11	23-35	40	18	73	12	200

Halftime: MSU 31, LSU 28. FG%: MSU 44.2%, LSU 37.7%. 3FG%: MSU 36.6%, LSU 17.4%. FT%: MSU 65.7%, LSU 52.4%. Turnovers: MSU 13 (Ware, Sword, Houston 3), LSU 15 (Mickey, Gray, 4). Blocked Shots: MSU 2 (Daniels, Ndoye 1), LSU 6 (Malone 3). Steals: MSU 12 (Black 3), LSU 6 (Hornsby, Quarterman 2). Officials: Anthony Jordan, Lee Cassell, Glenn Tuit Attendance: 6,657.

GAME 22 — FEB. 3, 2015

Mississippi State	71
Tennessee	66

Thompson Boling Arena • 6 p.m.
Knoxville, TN

Mississippi State shot its way to a 71-66 SEC road victory at Tennessee behind eight 3-point baskets and 56 percent shooting overall.

Craig Sword paced the Bulldogs with 26 points, including a 7-of-8 night from the field and 4-of-5 night from 3-point range. Sword, who made his first seven shots attempts, also hit 8-of-10 free throw attempts. Thomas was equally damaging outside as he scored 20 points, including a 4-of-5 night from 3-point range.

Tennessee took advantage of some early MSU turnovers to build a 13-7 lead. Sword and Thomas were just beginning to heat up though as back-to-back 3-point baskets capped a 10-2 run for a 17-15 lead.

Tennessee went better than three minutes without a field goal as a Thomas 3-pointer pushed the MSU lead to 20-17. A tipin by Roqueez Johnson gave MSU a 32-30 lead at halftime.

MSU stretched the lead to 40-32 in the early stages of the second half. A Josh Richardson jumper capped a 9-0 run and gave UT its only lead of the second half at 41-40 with 13:31 left.

The Bulldogs responded with an 11-2 run to grab a 51-43 lead with 10:01 left. Again, the run was highlighted by two treys from Sword, and another from Thomas.

Tennessee closed within one at 58-57 but Sword had an answer with another triple and Gavin Ware followed with a layup off a Thomas offensive rebound to seal the deal.

Tennessee received 30 points from Richardson and 10 points from Kevin Punter.

Player	FG	3FG	FT	RB	PF	PT	A	Min
Ware	f 1-6	0-0	3-6	8	1	5	1	32
Johnson	f 2-4	0-0	2-2	2	3	6	0	31
Ready	g 2-3	0-0	4-4	1	4	8	0	29
Daniels	g 1-2	0-0	0-0	1	1	2	1	15
Sword	g 7-8	4-5	8-10	2	3	26	1	29
Thomas	5-7	4-5	6-7	3	4	20	2	22
Houston	0-2	0-0	1-2	6	0	1	1	11
Bloodman	0-1	0-0	0-2	1	1	0	4	13
Ndoye	1-1	0-0	0-0	0	0	0	0	2
Black	1-1	0-0	1-2	0	3	3	0	16
TOTALS	19-34	8-11	25-35	26	20	71	10	200

Player	FG	3FG	FT	RB	PF	PT	A	Min
Moore	f 4-10	0-0	0-1	10	5	8	0	31
Owens	f 2-2	0-0	0-1	2	4	4	0	10
Punter	g 3-8	2-4	2-5	2	3	10	4	29
Richardson	g 11-19	2-6	6-6	1	5	30	5	39
Hubbs III	g 2-7	0-4	0-0	3	2	4	1	31
Mostella	0-0	0-0	0-0	0	0	0	0	3
Reese	0-6	0-2	1-2	6	3	1	2	25
Carmicheal	2-3	0-0	1-2	4	1	4	0	13
Baulkman	1-5	1-4	2-2	1	1	5	0	19
TOTALS	25-60	5-20	11-17	33	24	66	16	200

Halftime: MSU 32, UT 30. FG%: MSU 41.7%, UT 55.9%. 3FG%: MSU 72.7%, UT 25%. FT%: MSU 71.1%, UT 64.7%. Turnovers: MSU 18 (Thomas 6), UT 14 (Richardson 7). Blocked Shots: MSU 0, UT 3 (Moore, Owens, Richardson 1). Steals: MSU 7 (Ready, Houston 3), UT 8 (Punter 3). Officials: Doug Shows, John Hampton, Ted Valentine Attendance: 13,268.

GAME 23 — FEB. 7, 2015

Arkansas	61
Mississippi State	41

Bud Walton Arena • 3 p.m.
Fayetteville, AR

Early offensive woes proved too much for the Mississippi State as it fell 61-41 to Arkansas.

In the opening half, the Bulldogs hit 2 of 21 shots from the field for 9 percent shooting. The Bulldogs were held without a field goal for the final 14:40 seconds of the opening half.

Arkansas pulled away from a 7-7 tie by scoring the game's next 20 points en route to a 30-9 lead at halftime.

A jumper by Fred Thomas brought the Bulldogs within 15 points at 39-24 with 11:38 left. MSU would get within 15 on two other occasions but could get no closer.

For the contest, MSU hit 14 of 45 shots from the field (31.1 percent), 0 of 10 shots from 3-point range (0 percent) and 13 of 20 shots from the foul line (65.0). Arkansas hit 24 of 64 shots from the field (37.5 percent), 5 of 22 shots from 3-point range (22.7 percent) and 8 of 11 shots from the foul line (72.7 percent).

MSU held a 42-34 rebounding advantage. MSU had eight assists and 24 turnovers, while Arkansas had 14 assists and 11 turnovers.

Gavin Ware led the Bulldogs with 16 points and nine rebounds.

Arkansas received 19 points from Bobby Portis and 12 points from Anthlon Bell.

Player	FG	3FG	FT	RB	PF	PT	A	Min
Ware	f 7-15	0-0	2-2	9	2	16	0	29
Johnson	f 1-3	0-0	4-6	6	3	6	0	28
Thomas	g 1-6	0-4	2-2	6	0	6	3	32
Ready	g 1-6	0-2	2-2	2	0	4	3	29
Sword	g 1-6	0-3	3-6	3	3	5	1	29
Houston	1-5	0-0	0-0	1	1	2	0	11
Bloodman	1-1	0-0	0-2	6	1	2	1	11
Butler	0-0	0-0	0-0	0	0	0	0	2
Johnson	0-0	0-0	0-0	1	1	0	0	2
Ndoye	0-0	0-0	0-0	2	0	0	0	5
Daniels	0-1	0-1	0-0	1	0	0	0	6
Black	0-1	0-0	0-0	3	4	0	0	16
TOTALS	14-45	0-10	13-20	42	17	41	8	200

Player	FG	3FG	FT	RB	PF	PT	A	Min
Harris	f 4-6	0-1	1-3	1	3	9	2	29
Portis	f 8-14	0-0	3-3	11	2	19	1	27
Madden	g 3-6	0-3	1-1	4	2	7	4	29
Qualls	g 1-9	1-4	0-0	0	0	3	0	23
Beard	g 2-9	0-5	1-2	2	4	5	3	23
Thompson	0-0	0-0	2-2	0	0	2	0	2
Durham	0-2	0-1	0-0	0	3	0	0	7
Bell	4-9	4-8	0-0	1	0	12	2	21
Babb	0-0	0-0	0-0	0	0	0	0	2
Watkins	1-1	0-0	0-0	4	1	2	1	15
Williams	1-4	0-0	0-0	2	1	2	1	9
Kingsley	0-3	0-0	0-0	5	1	0	0	11
Miles	0-1	0-0	0-0	0	0	0	0	2
TOTALS	25-60	5-20	11-17	33	24	66	16	200

Halftime: ARK 30, MSU 9. FG%: MSU 31.1%, ARK 37.5%. 3FG%: MSU 0%, ARK 22.7%. FT%: MSU 65%, ARK 72.7%. Turnovers: MSU 24 (Johnson, Sword 5), ARK 11 (Thompson, Durham, Kingsley 2). Blocked Shots: MSU 3 (Ware, Johnson, Thomas 1), ARK 6 (Kingsley 3). Steals: MSU 8 (Ready, Sword 2), ARK 15 (Beard 4). Officials: Antinio Petty, Willi CJ Washington, Jeff Smith. Attendance: 17,404.

GAME 24 — FEB. 10, 2015

Alabama	55
Mississippi State	51

Humphrey Coliseum • 1 p.m.
Starkville, MS

Despite a late, furious rally in the final minutes, Mississippi State dropped a 55-51 decision to Alabama.

Gavin Ware and Craig Sword paced the Bulldogs with 13 points apiece. However, MSU could not overcome 15 turnovers and a 2-of-12 night from 3-point range.

The contest was close throughout with eight tied scores and six lead changes.

MSU built an early 12-9 lead on a 3-point play by Fred Thomas. Alabama pulled even but fell back down 17-14 after a 3-point play by Craig Sword.

Alabama scored the game's next six points and led 25-21 at halftime.

MSU finally pulled even at 32-32 on a dunk by Sword and two free throws by Ware. Alabama took the lead for good on a jumper by Shannon Hale at 40-38 with 7:31 left.

Alabama stretched the lead to a game-best advantage at 49-41 with 3:18 left.

The Bulldogs made one last stand with effective full-court pressure. Sword had two steals and hit a layup on one possession and fed Fred Thomas for a layup on the other.

Alabama hit 3 of 6 free throws the rest of the way to protect its four-point lead.

Ware had a game-high eight rebounds for the Bulldogs. Sword added three steals, three assists and a block, while Ware had a pair of blocks.

Alabama received 14 points from Hale and 13 points from Levi Randolph.

Alabama										
Player	FG	3FG	FT	RB	PF	PT	A	Min		
Taylor	f 2-2	0-0	2-2	4	3	6	0	23		
Hale	f 5-9	1-4	3-5	4	1	14	2	25		
Colman	g 0-7	0-5	2-4	4	0	2	2	30		
Randolph	g 4-11	2-6	3-4	7	2	13	3	37		
Cooper	g 2-7	2-5	3-4	3	2	9	2	34		
Norris	0-4	0-3	2-2	2	4	2	0	22		
Kessens	3-6	0-0	1-1	6	3	7	0	19		
Mitchell	1-6	0-4	0-0	0	2	2	0	10		
TOTALS	17-52	5-27	16-22	33	17	55	9	200		

Mississippi State										
Player	FG	3FG	FT	RB	PF	PT	A	Min		
Ware	f 3-13	0-0	7-10	8	3	13	0	35		
Johnson	f 0-2	0-0	4-6	5	2	4	0	26		
Thomas	g 3-7	0-3	1-1	4	0	7	0	33		
Ready	g 2-7	1-3	0-0	4	3	5	2	30		
Sword	g 5-11	0-4	3-4	2	3	13	3	34		
Houston	0-0	0-0	0-0	1	0	0	0	3		
Bloodman	0-0	0-0	0-0	1	0	0	0	9		
Daniels	3-4	1-2	0-2	4	2	7	0	12		
Black	1-2	0-0	0-0	5	3	2	0	18		
TOTALS	17-46	2-12	15-23	37	16	51	5	200		

Halftime: UA 30, MSU 25. FG%: MSU 37%, UA 32.7%. 3FG%: MSU 16.7%, UA 18.5%. FT%: MSU 65.2%, UA 72.7%. Turnovers: MSU 15 (Sword 4), UA 11 (Randolph, Cooper, Kessens 2). Blocked Shots: MSU 6 (Ware, Thomas 2), UA 3 (Taylor 3). Steals: MSU 3 (Sword 3), UA 7 (Coleman, Cooper 2). Officials: Tony Greene, Tony Henderson, John Hampton Attendance: 6,386.

GAME 25 — FEB. 14, 2015

Mississippi State	77
Missouri	74

Mizzou Arena • 3 p.m.
Columbia, Mo.

Mississippi State built a 17-point first-half lead and withstood a furious Missouri rally to post a 77-74 win.

MSU shot a conference season-best 56.1 percent from the floor and was able to rally in the closing minutes after losing an 11-point halftime advantage.

Roquez Johnson and Craig Sword led the MSU offensive attack as each scored 22 points. Johnson has had four 20-plus point games this season. Meanwhile, Sword is averaging a team-best 12.8 points in SEC play.

Missouri built an early 8-5 lead before MSU took control with seven-straight points. After Missouri trimmed it to 12-11, MSU answered with the game's next eight points. Back-to-back baskets by Johnson and Gavin Ware helped create a 20-11 lead.

A 13-2 run by MSU extended the lead to 33-16 with 7:21 left in the half. A 3-pointer by Fred Thomas capped that run.

Missouri closed within 40-29 at halftime.

In the second half, MU started strong and battled back to a 46-42 deficit with 15:07 left.

Missouri kept battling and actually surged ahead at 64-63 on a layup by Keanou Post with 4:29 remaining.

A layup by Johnson grabbed the lead right back. A steal by Travis Daniels led to a layup by Sword. From there, the Bulldogs moved to the free throw line to seal out the win.

Mississippi State										
Player	FG	3FG	FT	RB	PF	PT	A	Min		
Ware	f 4-5	0-0	1-3	5	3	9	1	34		
Johnson	f 5-8	0-0	12-13	5	4	22	1	26		
Ready	g 3-5	1-3	0-0	1	3	7	1	28		
Daniels	g 3-6	1-2	0-0	4	1	7	1	20		
Sword	g 5-11	2-4	10-12	3	3	22	2	29		
Thomas	1-2	1-2	0-1	2	0	3	0	15		
Houston	1-3	0-0	2-2	2	0	4	0	16		
Bloodman	1-1	0-0	1-2	2	0	3	2	12		
Butler	0-0	0-0	0-0	1	2	0	0	4		
Ndoye	0-0	0-0	0-0	2	4	0	0	16		
TOTALS	23-41	5-11	26-33	28	20	77	8	200		

Missouri										
Player	FG	3FG	FT	RB	PF	PT	A	Min		
Williams	f 9-15	3-5	6-8	7	4	27	2	27		
Allen	f 3-5	1-2	0-0	7	3	7	1	23		
Post	f 1-2	0-0	1-2	1	4	3	0	11		
Bello	g 0-3	0-2	0-0	0	3	0	0	14		
Shamburg	g 3-8	3-8	6-6	3	4	15	6	40		
Wright	2-7	1-3	1-2	3	4	6	2	26		
Gill-Cesar	1-8	0-6	0-2	1	4	2	1	22		
Gant	1-4	0-0	0-0	1	1	2	1	8		
Rosburg	6-7	0-0	0-1	2	4	12	1	8		
TOTALS	26-59	8-26	14-21	33	31	74	13	200		

Halftime: MSU 40 MU 29. FG%: MSU 56.1%, MU 44.1%. 3FG%: MSU 45.5%, MU 30.8%. FT%: MSU 78.8%, MU 66.7%. Turnovers: MSU 12 (Johnson 3), MU 13 (Bello, Wright). Blocked Shots: MSU 1 (Thomas 1), MU 3 (Williams, Post, Roseburg). Steals: MSU 4 (Ready 2), MU 4 (Shamburger 2). Officials: Mike Nance, Patrick Evans, Jeff Smith. Attendance: 8,278.

GAME 26 — FEB. 19, 2015

Mississippi State	
Ole Miss	

Humphrey Coliseum • 6 p.m.
Starkville, MS

Craig Sword totaled a team-high 19 points but it wasn't enough as Ole Miss rallied to claim a 71-65 win.

MSU held a 10-point lead at 26-16 with 8:22 left in the first half. The Bulldogs still led 32-27 at halftime. The lead switched hands several times in the second half before Ole Miss ended the game with a 10-5 run and hit four free throws in the final 14 seconds of play.

In addition to Sword's 19 points, Gavin Ware added 13 points, while Travis Daniels added 12 points. Ware and Daniels each had 6 boards.

Ole Miss received 29 points from Moody.

The Bulldogs rode the momentum of a season-best crowd of 7,873 to a fast start.

MSU built an early 13-7 lead on a layup by I.J. Ready and 3-point basket by Fred Thomas. The Bulldogs stretched the lead to 10 on an old-fashioned 3-point play by Travis Daniels.

Ole Miss took advantage of a six-minute scoring drought to score eight straight points to close within 26-24. Back-to-back baskets by Sword and Daniels pushed the lead back to 32-27 at halftime.

Back-to-back 3-pointers helped Ole Miss start the second half with an 8-0 run. The lead grew to eight at 44-36 on a Moody 3-pointer with 13:56 left.

Down 51-43, the Bulldogs responded with an 11-1 run to take a 54-52 lead with 6:25 left on two free throws by Ware.

Ole Miss had the answer as Moody responded with three straight 3-point baskets to put the Rebels on top 61-57 with 4:46 left.

The Bulldogs were back within one point on two more occasions.

Ole Miss										
Player	FG	3FG	FT	RB	PF	PT	A	Min		
Rhett	f 3-6	0-0	0-0	5	4	6	0	23		
Saiz	f 4-6	0-0	0-2	5	4	8	0	30		
Newby	g 2-2	1-1	0-0	3	1	5	2	18		
Summer	g 3-7	0-2	0-1	1	1	6	3	24		
Moody	g 8-16	8-12	5-6	6	1	29	1	36		
Smith	2-4	2-4	2-2	1	2	8	5	17		
White	2-11	1-7	0-0	1	1	5	2	25		
Perez	0-4	0-3	0-0	2	1	0	0	17		
Coleby	2-4	0-0	0-0	3	4	0	0	10		
TOTALS	26-60	12-29	7-11	30	19	71	13	200		

Mississippi State										
Player	FG	3FG	FT	RB	PF	PT	A	Min		
Ware	f 5-7	0-0	3-3	6	3	13	1	32		
Johnson	f 0-2	0-0	0-0	1	0	0	0	7		
Ready	g 3-6	1-1	0-0	3	2	7	3	25		
Daniels	g 3-9	1-5	5-6	6	0	12	1	23		
Sword	g 7-11	1-5	4-6	5	1	19	2	32		
Thomas	2-6	2-6	2-2	5	3	8	1	26		
Bloodman	1-3	0-2	1-1	3	1	3	0	15		
Ndoye	1-3	0-0	0-2	4	2	2	0	19		
Black	0-1	0-0	1-2	0	2	1	1	21		
TOTALS	22-48	5-19	16-22	35	14	65	9	200		

Halftime: MSU 32, UM 27. FG%: MSU 45.8%, UM 43.3%. 3FG%: MSU 26.3%, UM 41.4%. FT%: MSU 72.7%, UM 63.5%. Turnovers: MSU 13 (Sword, 4), UM 6 (Rhett, White 2). Blocked Shots: MSU 4 (Ware 2), UM 0. Steals: MSU 4 (Ware, Daniels, Sword, Ndoye 1), UM 7 (Moody, 4). Officials: Doug Shows, James Breeding, Roger Ayers. Attendance: 7,873.

GAME 27 — FEB. 21, 2015

Arkansas	65
Mississippi State	61

Humphrey Coliseum • 3 p.m.
Starkville, MS

Craig Sword led a trio of Mississippi State players in double figures with 15 points but in a back-and-forth affair, No. 17 Arkansas rallied to take a 65-61 win at Humphrey Coliseum.

Sword led the offense with a 5 of 12 night from the field, including a 4 of 8 night at the free throw line. Gavin Ware fell just shy of a double-double with 13 points and a game-high nine rebounds. Travis Daniels added 11 points.

The contest was tight throughout.

The Bulldogs used a 12-2 run to build a 23-15 lead. Demetrius Houston and Sword scored back-to-back baskets capped the run. The Bulldogs still led 25-18 after a jumper by Craig Sword.

Arkansas closed within a point twice, including a 33-32 deficit at halftime.

Arkansas built an early 40-36 lead four minutes into the second half. The Bulldogs followed with seven straight points and took a 43-40 lead on a 3-pointer by Daniels.

The Bulldogs stretched the lead to 48-43 with 10:27 left after two free throws by Daniels.

MSU still led 54-52 after a free throw by Sword with 6:34 left. However, the Bulldogs did not scoring again until a trey by Sword with 33 seconds left made it 60-57.

Arkansas received 16 points from Rashad Madden, 14 points from Michael Qualls, 13 points from Bobby Portis and 11 points from Anton Beard.

Arkansas

Player	FG	3FG	FT	RB	PF	PT	A	Min
Harris	f 0-5	0-1	0-0	2	4	0	1	18
Portis	f 4-10	0-0	5-6	9	5	13	1	28
Madden	g 5-9	1-5	5-7	2	2	16	2	33
Qualls	g 4-11	1-5	6-6	3	0	14	0	34
Beard	g 2-4	1-2	6-6	2	2	11	2	27
Durham	0-0	0-0	0-0	0	0	0	0	3
Bell	0-2	0-2	0-0	0	2	0	1	13
Watkins	0-2	0-0	0-0	0	2	0	2	10
Williams	3-7	0-0	1-2	3	2	7	1	22
Kingsley	1-4	0-0	2-5	6	0	4	0	12
TOTALS	19-54	3-15	24-31	31	19	65	10	200

Mississippi State

Player	FG	3FG	FT	RB	PF	PT	A	Min
Ware	f 5-8	0-0	3-5	9	4	13	0	27
Johnson	f 2-5	0-0	4-4	6	4	8	0	26
Bloodman	g 2-6	0-0	0-0	4	2	4	1	39
Daniels	g 4-7	1-3	2-2	3	3	11	0	21
Sword	g 5-12	1-4	4-8	4	4	15	5	32
Thomas	1-6	1-3	1-2	2	1	4	0	17
Houston	3-6	0-0	0-0	1	2	6	0	11
Ndoye	0-2	0-0	0-0	3	1	0	0	14
Black	0-1	0-0	0-0	2	3	0	1	13
TOTALS	22-53	3-10	14-21	42	24	61	7	200

Halftime: MSU 33 UA 32. FG%: MSU 41.5%, UA 35.5%. 3FG%: MSU 30%, UA 20%. FT%: MSU 66.7%, UA 77.4%. Turnovers: MSU 23 (Ware, Bloodman, Sword 4), UA 14 (Madden 4). Blocked Shots: MSU 3 (Ware, Houston, Ndoye 1), UA 11 (Kingsley 5). Steals: MSU 8 (Sword 3), UA 7 (Portis, Williams 2). Officials: Lee Cassell, Garrick Shannon, Glenn Tuitt Attendance: 6,254.

GAME 28 — FEB. 25, 2015

Kentucky	74
Mississippi State	56

Humphrey Coliseum • 3 p.m.
Starkville, MS

Mississippi State battled undefeated Kentucky in a hard-fought SEC game, but the top-ranked Wildcats had too much offensive firepower as they pulled away for a 74-56 victory.

Fred Thomas led MSU with 14 points, while Craig Sword added 10 points. With two early field goals, Sword became the 34th Bulldog to score 1,000 career points.

MSU shot 37.3 percent from the field but failed to overcome 11 missed free throws.

Kentucky scored the game's first four points which quickly led to a timeout. MSU recovered and battled back for an 8-8 tie on two free throws by Sword. UK followed with a 12-2 run to take a 20-10 lead with 10:26 left.

The Wildcats stretched the lead to 12 at 33-21. The Bulldogs then got the student body back on its feet with six-straight points.

A 3-pointer by UK's Tyler Ulis as the half expired gave the Cats a 36-27 lead at the half.

MSU pulled within four at 41-37 on a layup by Roquez Johnson with 15:10 left in the game. The Wildcats followed with a 19-3 run to build a 60-40 lead with 8:44 left.

Still, the Bulldogs chipped away at a 24-point deficit in the closing minutes.

Kentucky held a 35-30 rebounding advantage.

Ware led the Bulldogs with nine rebounds, while Houston had a career-high eight points.

Kentucky

Player	FG	3FG	FT	RB	PF	PT	A	Min
Towns	f 4-5	0-0	4-4	10	2	12	2	26
Cauley-Stef	2-4	0-0	0-0	8	3	4	0	24
Lyles	f 7-12	0-0	4-4	6	1	18	2	21
Harrison	g 6-10	2-6	2-2	2	1	16	1	28
Harrison	g 2-8	1-2	0-1	2	0	5	3	29
Lee	0-0	0-0	0-0	3	3	3	2	9
Booker	6-10	2-3	0-0	0	2	14	2	20
Ulis	1-5	1-1	0-0	1	2	3	4	27
Hawkins	0-1	0-1	0-0	0	0	0	0	2
Willis	0-0	0-0	0-0	0	0	0	0	2
Johnson	0-2	0-0	2-2	2	4	2	0	12
TOTALS	28-57	6-13	12-13	35	18	74	15	200

Mississippi State

Player	FG	3FG	FT	RB	PF	PT	A	Min
Ware	f 2-4	0-0	5-6	9	1	9	0	31
Johnson	f 2-4	0-0	3-9	4	1	7	0	22
Thomas	g 6-9	2-4	0-0	2	3	14	0	28
Ready	g 2-8	0-3	0-0	2	1	4	1	22
Sword	g 2-8	0-2	6-8	2	4	10	1	24
Houston	3-7	0-0	2-4	1	3	8	2	21
Bloodman	1-5	0-0	0-0	1	0	2	2	18
Butler	0-0	0-0	0-0	1	0	0	0	2
Johnson	0-0	0-0	0-0	0	0	0	0	2
Ndoye	0-1	0-0	0-0	2	1	0	0	9
Daniels	0-2	0-2	0-0	1	0	0	0	3
Black	1-2	0-0	0-0	3	1	1	0	18
TOTALS	19-51	2-11	16-27	30	15	56	6	200

Halftime: MSU 33 UA 32. FG%: MSU 41.5%, UA 35.5%. 3FG%: MSU 30%, UA 20%. FT%: MSU 66.7%, UA 77.4%. Turnovers: MSU 23 (Ware, Bloodman, Sword 4), UA 14 (Madden 4). Blocked Shots: MSU 3 (Ware, Houston, Ndoye 1), UA 11 (Kingsley 5). Steals: MSU 8 (Sword 3), UA 7 (Portis, Williams 2). Officials: Lee Cassell, Garrick Shannon, Glenn Tuitt Attendance: 6,254.

GAME 29 — FEB. 28, 2015

Mississippi State	
South Carolina	

Colonial Life Arena • 5 p.m.
Columbia, SC

Mississippi State Basketball
Mississippi State Combined Team Statistics (as of Feb 25, 2015)
All games

RECORD:	OVERALL	HOME	AWAY	NEUTRAL
ALL GAMES	12-16	8-8	3-6	1-2
CONFERENCE	5-10	2-6	3-4	0-0
NON-CONFERENCE	7-6	6-2	0-2	1-2

#	Player	gp-gs	min	avg	Total	3-Point	F-Throw	Rebounds				pf	dq	a	to	blk	stl	pts	avg
					fg-fga	fg%	3fg-fga	3fg%	ft-fa	ft%	off	def	tot	avg					
20	Gavin Ware	26-22	690	26.5	96-193	.497	0-0	.000	72-96	.750	59	134	193	7.4	59	2	8	42	29
01	Fred Thomas	28-15	717	25.6	82-216	.380	45-133	.338	67-85	.788	16	94	110	3.9	53	0	22	45	14
25	Roquez Johnson	28-22	736	26.3	93-178	.522	0-0	.000	89-133	.669	62	91	153	5.5	65	0	15	55	5
32	Craig Sword	24-18	570	23.8	69-168	.411	19-61	.311	78-113	.690	9	49	58	2.4	60	2	40	56	6
15	I.J. Ready	25-18	624	25.0	72-177	.407	24-79	.304	32-35	.914	6	44	50	2.0	38	0	54	34	0
23	Travis Daniels	28-24	561	20.0	66-160	.413	23-73	.315	24-39	.615	35	78	113	4.0	47	0	16	45	4
03	Trivante Bloodman	28-11	527	18.8	36-85	.424	1-13	.077	39-56	.696	11	31	42	1.5	41	0	56	48	1
00	Maurice Dunlap	7-0	72	10.3	6-22	.273	3-14	.214	5-6	.833	1	3	4	0.6	11	0	1	3	0
02	Demetrius Houston	25-0	313	12.5	24-91	.264	2-12	.167	16-31	.516	15	41	56	2.2	33	0	8	29	5
22	Fallou Ndoeye	26-6	338	13.0	24-49	.490	0-0	.000	10-19	.526	20	29	49	1.9	58	3	5	24	7
33	Oliver Black	27-4	421	15.6	18-36	.500	0-0	.000	12-27	.444	24	44	68	2.5	51	1	7	23	8
05	Isaiah Butler	8-0	22	2.8	0-1	.000	0-1	.000	0-0	.000	0	3	3	0.4	2	0	1	2	0
10	Jeffery Johnson	5-0	10	2.0	0-1	.000	0-0	.000	0-0	.000	1	1	2	0.4	1	0	0	1	0
Team											46	47	93				10		
Total.....		28	5601		586-1377	.426	117-386	.303	444-640	.694	305	689	994	35.5	519	8	233	417	79
Opponents.....		28	5600		625-1514	.413	181-568	.319	337-526	.641	306	580	886	31.6	536	-	324	336	104

TEAM STATISTICS	MS	OPP
SCORING	1733	1768
Points per game	61.9	63.1
Scoring margin	-1.2	-
FIELD GOALS-ATT	586-1377	625-1514
Field goal pct	.426	.413
3 POINT FG-ATT	117-386	181-568
3-point FG pct	.303	.319
3-pt FG made per game	4.2	6.5
FREE THROWS-ATT	444-640	337-526
Free throw pct	.694	.641
F-Throws made per game	15.9	12.0
REBOUNDS	994	886
Rebounds per game	35.5	31.6
Rebounding margin	+3.9	-
ASSISTS	233	324
Assists per game	8.3	11.6
TURNOVERS	417	336
Turnovers per game	14.9	12.0
Turnover margin	-2.9	-
Assist/turnover ratio	0.6	1.0
STEALS	185	204
Steals per game	6.6	7.3
BLOCKS	79	104
Blocks per game	2.8	3.7
ATTENDANCE	101049	85654
Home games-Avg/Game	16-6316	9-8815
Neutral site-Avg/Game	-	3-2106

Date	Opponent		Score	Att.
11-14-14	WESTERN CAROLINA	w	66-56	6261
11-17-14	MISSISSIPPI VALLEY	w	89-68	6065
11-22-14	UTAH STATE	w	71-63	7240
11-24-14	CLAYTON STATE	w	59-46	6030
11-28-14	vs St. Louis	w	75-50	2350
11-29-14	vs TCU	L	52-61	2867
12-06-14	at Tulane	L	54-59	1483
12-13-14	at Oregon State	L	49-59	4211
12-17-14	ARKANSAS STATE	L	55-69	5390
12-20-14	vs USC Upstate	L	51-53	1102
12-23-14	JACKSONVILLE	w	70-47	5366
12-30-14	MCNEESE STATE	L	47-66	5155
01-02-15	FLORIDA STATE	w	62-55	5756
* 01-07-15	TENNESSEE	L	47-61	5704
* 01-10-15	at Florida	L	47-72	11966
* 01-13-15	at Texas A&M	L	70-74	4804
* 01-17-15	VANDERBILT	w	57-54	6568
* 01-21-15	at Auburn	w	78-71	8083
* 01-24-15	GEORGIA	L	66-72	7549
* 01-28-15	at Ole Miss	L	73-79	8959
* 01-31-15	LSU	w	73-67	6657
* 02-03-15	at Tennessee	w	71-66	13268
* 02-07-15	at Arkansas	L	41-61	18283
* 02-10-15	ALABAMA	L	51-55	6386
* 02-14-15	at Mizzou	w	77-74	8278
* 02-19-15	OLE MISS	L	65-71	7873
* 02-21-15	ARKANSAS	L	61-65	6254
* 02-25-15	KENTUCKY	L	56-74	6795

* - Conference game

Score by Periods	1st	2nd	Totals
Mississippi State	789	944	1733
Opponents	821	947	1768

Mississippi State Basketball
Mississippi State Combined Team Statistics (as of Feb 25, 2015)
Conference games

RECORD:	OVERALL	HOME	AWAY	NEUTRAL
ALL GAMES	5-10	2-6	3-4	0-0
CONFERENCE	5-10	2-6	3-4	0-0
NON-CONFERENCE	0-0	0-0	0-0	0-0

##	Player	gp-gs	min	avg	Total	3-Point	F-Throw	Rebounds		pf	dq	a	to	blk	stl	pts	avg
					fg-fga	fg%	3fg-fga	3fg%	ft-fta	ft%	off	def	tot	avg			
32	Craig Sword	15-15	419	27.9	55-124	.444	15-44	.341	73-103	.709	9	35	44	2.9	46	2	31
20	Gavin Ware	15-13	442	29.5	52-107	.486	0-0	.000	46-65	.708	37	92	129	8.6	35	1	5
01	Fred Thomas	15-3	361	24.1	40-102	.392	23-67	.343	33-44	.750	10	40	50	3.3	28	0	13
15	I.J. Ready	14-14	387	27.6	45-106	.425	16-48	.333	20-20	1.000	4	31	35	2.5	25	0	35
25	Roquez Johnson	15-13	392	26.1	40-87	.460	0-0	.000	54-79	.684	26	52	78	5.2	42	0	6
23	Travis Daniels	15-12	248	16.5	30-75	.400	13-37	.351	8-14	.571	15	28	43	2.9	26	0	9
02	Demetrius Houston	14-0	161	11.5	15-52	.288	1-1	1.000	11-22	.500	8	15	23	1.6	18	0	4
33	Oliver Black	14-2	246	17.6	11-22	.500	0-0	.000	8-18	.444	14	24	38	2.7	32	1	4
03	Trivante Bloodman	15-1	216	14.4	12-35	.343	0-4	.000	6-17	.353	5	17	22	1.5	17	0	18
22	Fallou Ndoeye	13-2	113	8.7	3-17	.176	0-0	.000	0-5	.000	6	11	17	1.3	21	0	0
05	Isaiah Butler	4-0	10	2.5	0-0	.000	0-0	.000	0-0	.000	0	2	2	0.5	2	0	0
10	Jeffery Johnson	3-0	6	2.0	0-1	.000	0-0	.000	0-0	.000	1	0	1	0.3	1	0	0
Team											27	24	51			8	
Total.....		15	3001		303-728	.416	68-201	.338	259-387	.669	162	371	533	35.5	293	4	125
Opponents.....		15	3000		347-836	.415	101-309	.327	221-325	.680	178	327	505	33.7	313	-	185

TEAM STATISTICS	MS	OPP	Date	Opponent	Score	Att.
SCORING	933	1016	* 01-07-15	TENNESSEE	L 47-61	5704
Points per game	62.2	67.7	* 01-10-15	at Florida	L 47-72	11966
Scoring margin	-5.5	-	* 01-13-15	at Texas A&M	L 70-74	4804
FIELD GOALS-ATT	303-728	347-836	* 01-17-15	VANDERBILT	w 57-54	6568
Field goal pct	.416	.415	* 01-21-15	at Auburn	w 78-71	8083
3 POINT FG-ATT	68-201	101-309	* 01-24-15	GEORGIA	L 66-72	7549
3-point FG pct	.338	.327	* 01-28-15	at Ole Miss	L 73-79	8959
3-pt FG made per game	4.5	6.7	* 01-31-15	LSU	w 73-67	6657
FREE THROWS-ATT	259-387	221-325	* 02-03-15	at Tennessee	w 71-66	13268
Free throw pct	.669	.680	* 02-07-15	at Arkansas	L 41-61	18283
F-Throws made per game	17.3	14.7	* 02-10-15	ALABAMA	L 51-55	6386
REBOUNDS	533	505	* 02-14-15	at Mizzou	w 77-74	8278
Rebounds per game	35.5	33.7	* 02-19-15	OLE MISS	L 65-71	7873
Rebounding margin	+1.9	-	* 02-21-15	ARKANSAS	L 61-65	6254
ASSISTS	125	185	* 02-25-15	KENTUCKY	L 56-74	6795
Assists per game	8.3	12.3	* - Conference game			
TURNOVERS	227	167				
Turnovers per game	15.1	11.1				
Turnover margin	-4.0	-				
Assist/turnover ratio	0.6	1.1				
STEALS	93	108				
Steals per game	6.2	7.2				
BLOCKS	39	67				
Blocks per game	2.6	4.5				
ATTENDANCE	53786	73641				
Home games-Avg/Game	8-6723	7-10520				
Neutral site-Avg/Game	-	0-0				

Score by Periods	1st	2nd	Totals
Mississippi State	407	526	933
Opponents	441	575	1016

Mississippi State Basketball
Mississippi State Game-by-Game Highs (as of Feb 25, 2015)
All games

Opponent	Date	Score	Points	Rebounds	Assists	Steals	Blocked shots
WESTERN CAROLINA	11-14-14	66-56	16-Roquez Johnson	10-Gavin Ware	6-Trivante Bloodman	1-Gavin Ware Fallou Ndoye Oliver Black Travis Daniels Roquez Johnson	3-Gavin Ware
MISSISSIPPI VALLEY	11-17-14	89-68	20-Roquez Johnson	8-Gavin Ware	7-Trivante Bloodman	4-Trivante Bloodman	3-Gavin Ware
UTAH STATE	11-22-14	71-63	15-Fred Thomas Roquez Johnson	8-Travis Daniels Gavin Ware	6-Trivante Bloodman	2-Roquez Johnson Travis Daniels I.J. Ready	2-Gavin Ware
CLAYTON STATE	11-24-14	59-46	15-Roquez Johnson	8-Roquez Johnson	2-Trivante Bloodman I.J. Ready	5-Fred Thomas	1-Gavin Ware Fred Thomas Travis Daniels Fallou Ndoye
vs St. Louis	11-28-14	75-50	21-Travis Daniels	6-Travis Daniels	5-I.J. Ready	1-Demetrius Houston I.J. Ready Fallou Ndoye Trivante Bloodman	3-Gavin Ware
vs TCU	11-29-14	52-61	14-Fred Thomas	5-Travis Daniels Fallou Ndoye	1-Travis Daniels I.J. Ready Roquez Johnson	3-Fred Thomas	1-Fred Thomas Fallou Ndoye Gavin Ware
at Tulane	12-06-14	54-59	13-Travis Daniels	9-Travis Daniels	5-Trivante Bloodman	3-Fred Thomas	2-Gavin Ware
at Oregon State	12-13-14	49-59	16-Fred Thomas	9-Fred Thomas	2-Trivante Bloodman	2-Trivante Bloodman	1-Gavin Ware
ARKANSAS STATE	12-17-14	55-69	20-Roquez Johnson	7-Roquez Johnson	1-I.J. Ready Trivante Bloodman Demetrius Houston Fallou Ndoye	2-Demetrius Houston Craig Sword	1-Demetrius Houston Oliver Black
vs USC Upstate	12-20-14	51-53	15-Roquez Johnson	9-Roquez Johnson	2-Fred Thomas Trivante Bloodman	2-Fred Thomas Roquez Johnson	1-Trivante Bloodman Fred Thomas
JACKSONVILLE	12-23-14	70-47	16-Fred Thomas	8-Roquez Johnson Travis Daniels	4-Craig Sword	2-I.J. Ready Fred Thomas Craig Sword Roquez Johnson	2-Oliver Black
MCNEESE STATE	12-30-14	47-66	11-Craig Sword	4-Roquez Johnson Oliver Black Travis Daniels	2-Trivante Bloodman	2-Oliver Black	1-Craig Sword
FLORIDA STATE	01-02-15	62-55	14-I.J. Ready	8-Gavin Ware	2-Craig Sword Trivante Bloodman	3-I.J. Ready	2-Gavin Ware
TENNESSEE	01-07-15	47-61	12-Gavin Ware	9-Gavin Ware	2-I.J. Ready	3-Demetrius Houston	3-Roquez Johnson
at Florida	01-10-15	47-72	11-Roquez Johnson	8-Gavin Ware	5-I.J. Ready	1-I.J. Ready Fallou Ndoye Jeffery Johnson Demetrius Houston Travis Daniels	1-Fred Thomas Craig Sword Fallou Ndoye
at Texas A&M	01-13-15	70-74	18-I.J. Ready	7-Travis Daniels Roquez Johnson	4-I.J. Ready	2-I.J. Ready	2-Oliver Black
VANDERBILT	01-17-15	57-54	11-I.J. Ready	13-Gavin Ware	3-Craig Sword	2-Roquez Johnson	1-Travis Daniels Demetrius Houston Gavin Ware
at Auburn	01-21-15	78-71	18-I.J. Ready	17-Gavin Ware	5-Craig Sword	3-Craig Sword	2-Gavin Ware
GEORGIA	01-24-15	66-72	25-Roquez Johnson	12-Gavin Ware	3-I.J. Ready	2-Craig Sword Roquez Johnson	1-Fallou Ndoye
at Ole Miss	01-28-15	73-79	27-Craig Sword	7-Roquez Johnson	4-Roquez Johnson	1-Oliver Black I.J. Ready	1-Fred Thomas

Mississippi State Basketball
Mississippi State Game-by-Game Highs (as of Feb 25, 2015)
All games

Opponent	Date	Score	Points	Rebounds	Assists	Steals	Blocked shots
LSU	01-31-15	73-67	18-Fred Thomas	10-Gavin Ware Roquez Johnson	5-Craig Sword	Trivante Bloodman 3-Oliver Black	1-Fallou Ndoeye Travis Daniels
at Tennessee	02-03-15	71-66	26-Craig Sword	8-Gavin Ware	4-Trivante Bloodman	3-Demetrius Houston I.J. Ready	None
at Arkansas	02-07-15	41-61	16-Gavin Ware	9-Gavin Ware	3-I.J. Ready Fred Thomas	2-I.J. Ready Craig Sword	1-Fred Thomas Gavin Ware Roquez Johnson
ALABAMA	02-10-15	51-55	13-Craig Sword Gavin Ware	8-Gavin Ware	3-Craig Sword	3-Craig Sword	2-Fred Thomas Gavin Ware
at Mizzou	02-14-15	77-74	22-Craig Sword Roquez Johnson	5-Gavin Ware Roquez Johnson	2-Trivante Bloodman Craig Sword	2-I.J. Ready	1-Fred Thomas
OLE MISS	02-19-15	65-71	19-Craig Sword	6-Gavin Ware Travis Daniels	3-I.J. Ready	1-Gavin Ware Craig Sword Fallou Ndoeye Travis Daniels	2-Gavin Ware
ARKANSAS	02-21-15	61-65	15-Craig Sword	9-Gavin Ware	5-Craig Sword	3-Craig Sword	1-Fallou Ndoeye Gavin Ware Demetrius Houston
KENTUCKY	02-25-15	56-74	14-Fred Thomas	9-Gavin Ware	2-Demetrius Houston Trivante Bloodman	2-I.J. Ready Craig Sword	1-Gavin Ware Fallou Ndoeye


Mississippi State Basketball
Mississippi State Team Game-by-Game Comparison (as of Feb 25, 2015)
All games

Opponent	1st	2nd	Score	Mar	Total FG	FG Pct	3-Pointers	3FG Pct	Free Throws	FT Pct	Rebounds	Assist	T/Over	Block	Steal	Fouls
WESTERN CAROLINA	31/30	35/26	66-56	+10	17-37/21-58	.459/.362	4-9/9-24	.444/.375	28-37/5-10	.757/.500	39/27 +12	7/12	16/11	5/4	5/10	18/22
MISSISSIPPI VALLEY	58/34	31/34	89-68	+21	31-52/24-68	.596/.353	4-15/8-28	.267/.286	23-32/12-18	.719/.667	47/25 +22	16/12	26/16	6/0	6/16	17/21
UTAH STATE	34/38	37/25	71-63	+8	24-52/20-47	.462/.426	4-15/10-27	.267/.370	19-27/13-17	.704/.765	38/21 +17	12/12	12/13	2/4	7/7	15/20
CLAYTON STATE	29/18	30/28	59-46	+13	19-50/18-52	.380/.346	0-7/4-21	.000/.190	21-27/6-15	.778/.400	43/30 +13	5/5	11/12	4/3	11/6	16/19
St. Louis	37/27	38/23	75-50	+25	30-54/20-55	.556/.364	8-17/5-20	.471/.250	7-9/5-13	.778/.385	39/24 +15	17/4	14/11	5/3	4/4	16/12
TCU	21/30	31/31	52-61	(9)	19-52/22-45	.365/.489	3-10/2-12	.300/.167	11-20/15-29	.550/.517	33/37 (4)	3/12	12/15	3/2	10/3	25/20
Tulane	26/28	28/31	54-59	(5)	21-55/23-54	.382/.426	2-13/7-19	.154/.368	10-16/6-11	.625/.545	32/37 (5)	8/13	14/16	2/3	7/9	16/16
Oregon State	23/30	26/29	49-59	(10)	17-49/22-59	.347/.373	6-23/5-19	.261/.263	9-11/10-13	.818/.769	34/40 (6)	7/15	17/10	1/2	5/6	17/13
ARKANSAS STATE	27/35	28/34	55-69	(14)	21-65/24-46	.323/.522	3-17/8-19	.176/.421	10-12/13-24	.833/.542	33/39 (6)	4/13	9/14	2/3	7/4	17/14
USC Upstate	15/22	36/31	51-53	(2)	17-44/21-52	.386/.404	1-15/4-25	.067/.160	16-21/7-12	.762/.583	39/23 +16	6/9	16/7	2/5	5/9	16/19
JACKSONVILLE	36/27	34/20	70-47	+23	25-44/18-49	.568/.367	8-15/4-14	.533/.286	12-16/7-12	.750/.583	35/18 +17	10/7	21/17	3/0	10/11	19/18
MCNEESE STATE	23/36	24/30	47-66	(19)	18-43/26-50	.419/.520	4-15/8-17	.267/.471	7-12/6-8	.583/.750	21/30 (9)	6/15	10/8	1/3	5/7	11/12
FLORIDA STATE	22/25	40/30	62-55	+7	24-52/19-43	.462/.442	2-14/6-14	.143/.429	12-13/11-19	.923/.579	28/30 (2)	7/10	12/19	4/5	10/4	23/17
TENNESSEE	23/26	24/35	47-61	(14)	11-36/17-48	.306/.354	1-9/10-20	.111/.500	24-44/17-22	.545/.773	28/44 (16)	4/12	13/18	3/3	10/7	21/32
Florida	19/39	28/33	47-72	(25)	17-44/28-53	.386/.528	5-11/9-22	.455/.409	8-13/7-12	.615/.583	28/31 (3)	8/19	15/7	3/4	5/10	15/15
Texas A&M	28/27	42/47	70-74	(4)	21-59/21-44	.356/.477	10-23/4-8	.435/.500	18-26/28-44	.692/.636	36/34 +2	10/11	14/13	3/6	4/3	30/22
VANDERBILT	18/26	39/28	57-54	+3	17-44/20-52	.386/.385	3-12/5-20	.250/.250	20-27/9-17	.741/.529	41/28 +13	6/8	17/7	3/2	5/8	16/22
Auburn	31/22	47/49	78-71	+7	26-56/25-62	.464/.403	5-15/8-26	.333/.308	21-31/13-23	.677/.565	44/33 +11	11/11	17/12	4/3	10/12	22/22
GEORGIA	31/36	35/36	66-72	(6)	22-65/23-47	.338/.489	8-18/11-18	.444/.611	14-19/15-23	.737/.652	42/32 +10	6/12	9/11	1/6	5/5	18/19
Ole Miss	32/28	41/51	73-79	(6)	30-54/22-55	.556/.400	7-18/6-20	.389/.300	6-11/29-37	.545/.784	34/31 +3	15/12	16/6	1/2	3/7	27/12
LSU	31/28	42/39	73-67	+6	23-52/26-69	.442/.377	4-11/4-23	.364/.174	23-35/11-21	.657/.524	40/43 (3)	12/10	13/15	2/6	12/6	18/24
Tennessee	32/30	39/36	71-66	+5	19-34/25-60	.559/.417	8-11/5-20	.727/.250	25-35/11-17	.714/.647	26/33 (7)	10/16	18/14	0/3	7/8	20/24
Arkansas	9/30	32/31	41-61	(20)	14-45/24-64	.311/.375	0-10/5-22	.000/.227	13-20/8-11	.650/.727	42/34 +8	8/14	24/11	3/6	8/15	17/17
ALABAMA	21/25	30/30	51-55	(4)	17-46/17-52	.370/.327	2-12/5-27	.167/.185	15-23/16-22	.652/.727	37/33 +4	5/9	15/11	6/3	3/7	16/17
Mizzou	40/29	37/45	77-74	+3	23-41/26-59	.561/.441	5-11/8-26	.455/.308	26-33/14-21	.788/.667	28/33 (5)	8/13	12/13	1/3	4/4	20/31
OLE MISS	32/27	33/44	65-71	(6)	22-48/26-60	.458/.433	5-19/12-29	.263/.414	16-22/7-11	.727/.636	35/30 +5	9/13	13/6	4/0	4/7	14/19
ARKANSAS	33/32	28/33	61-65	(4)	22-53/19-54	.415/.352	3-10/3-15	.300/.200	14-21/24-31	.667/.774	42/31 +11	7/10	23/14	3/11	8/7	24/19
KENTUCKY	27/36	29/38	56-74	(18)	19-51/28-57	.373/.491	2-11/6-13	.182/.462	16-27/12-13	.593/.923	30/35 (5)	6/15	8/9	2/9	5/2	15/18

Note: Game totals are displayed in the format TEAM/OPPONENT for each category

2014-15 MISSISSIPPI STATE PLAYER BREAKDOWN

0




Maurice Dunlap ● Fr ● G ● 6-2 ● 175 ● Greenwood, MS

MIN	PTS	RBS	AST	FG%	3FG%	FT%
10.3	2.9	0.6	0.1	.273	.214	.833

Notes: Made MSU debut vs. WCU and finished with 6 points on 2 3-pointers. Had 5 points, 2 boards vs. MVSU. Missed only FG attempt vs. Utah State. 4 points vs. Clayton State. Scored 2 points in 11 minutes vs. St. Louis. Played just one minute vs. TCU and didn't play at Tulane or Oregon State. Logged 15 minutes and totaled 3 points on 1-4 shooting vs. Arkansas State. Has missed last 19 games after fracturing right wrist in practice and straining his hamstring.

1




Fred Thomas ● Jr ● F ● 6-5 ● 206 ● Jackson, MS

MIN	PTS	RBS	STL	FG%	3FG%	FT%
25.6	9.9	3.9	0.8	.380	.338	.788

Notes: Considered MSU's best defensive player. Averaged 10.8 points and 4.6 rebounds in non-conference play, scoring in double-digits 7 times. Averaging 9.1 points in SEC action, scoring in double-digits seven times. Season high 20 points came at Tennessee. 14 points, 2 boards in last outing vs. Kentucky. 126 points shy of 1,000 for career.

2




Demetrius Houston ● Fr ● F ● 6-7 ● 210 ● Montgomery, AL

MIN	PTS	RBS	AST	FG%	3FG%	FT%
12.5	2.6	2.2	0.3	.264	.167	.516

Notes: Made MSU debut vs. WCU and totaled 3 points and 7 rebounds. Appeared in 11 non-conference games and averaged 2.2 points and 3.3 rebounds. Averaging 3.0 points in SEC play. Scored career-high 8 points vs. Kentucky.

3




Trivante Bloodman ● Sr ● G ● 6-0 ● 190 ● The Bronx, NY

MIN	PTS	RBS	AST	FG%	3FG%	FT%
18.8	4.0	1.5	2.0	.424	.077	.696

Notes: Started 10 of the 13 non-conference games and averaged 6.3 points with a team-best 38 assists. Scored 11 points vs. Mississippi Valley State and TCU. Averaging 2.0 points in SEC play. Best game was in league opener vs. Tennessee with 8 points, 2 rebounds. Started lone SEC game vs. Arkansas and in 39 minutes totaled 4 points, 4 rebounds, 1 assist and 1 steal. 2 points, 2 assists, 1 steals in last outing vs. Kentucky.

15




I.J. Ready ● So ● G ● 5-11 ● 170 ● North Little Rock, AR

MIN	PTS	RBS	AST	FG%	3FG%	FT%
25.0	8.0	2.0	2.2	.407	.304	.914

Notes: Missed first two games following back surgery. Averaged 6.7 points in non-conference play, while dishing out 19 assists and having 15 steals. 14 points vs. Florida State. In SEC play, averaging 9.0 points. Scored in double-digits seven times in SEC play, with career high of 18 points vs. Texas A&M and Auburn. Had 7 points, 3 assists and 3 steals vs. Ole Miss, but didn't play against Arkansas after rolling ankle vs. Ole Miss. 4 points, 2 steals vs. Kentucky.

20




Gavin Ware ● Jr ● F ● 6-9 ● 260 ● Starkville, MS

MIN	PTS	RBS	BLK	FG%	3FG%	FT%
26.5	10.2	7.4	1.1	.497	---	.750

Notes: Missed two non-conference games after spraining ankle vs. USC Upstate. Averaged 10.4 points, 5.8 rebounds in non-conference. Season-high 19 points vs. Mississippi Valley. Averaging 10.0 points and 8.6 rebounds, in SEC play and scored in double digits eight times. Has 3 double-doubles on the year, 12 for his career. Career-best 17 boards at Auburn. 136 points shy of 1,000 for career. Ranks 17th all-time at MSU with 635 rebounds. 5th in SEC in rebounds.

22




Fallou Ndoye ● Fr ● F ● 6-11 ● 222 ● Taif, Senegal

MIN	PTS	RBS	STL	FG%	3FG%	FT%
13.0	2.2	1.9	0.2	.490	---	.526

Notes: In non-conference play, averaged 4.0 points, 2.5 rebounds. Career-high 11 points vs. USC Upstate. Started four non-conference games. In SEC play, has totaled just 6 points and 17 rebounds and started first two games vs. Tennessee and Florida. In last outing vs. Kentucky had 2 rebounds and 1 block.

23




Travis Daniels ● Jr ● G ● 6-8 ● 219 ● Tuscaloosa, AL

MIN	PTS	RBS	STL	FG%	3FG%	FT%
20.0	6.4	4.0	0.5	.413	.315	.615

Notes: Started 12 of the 13 non-conference games and averaged 7.5 points and 5.4 rebounds. Scored in double-digits six times, with career-high 21 coming against St. Louis. In SEC play, averaging 5.4 points and 2.9 rebounds. Has started 12 of 15 SEC games, and scored in double-digits against Texas A&M (14), Ole Miss (12) and in the last outing vs. Arkansas (11). Due to sprained ankle, played just 3 minutes against Kentucky and had 1 rebound.

25




Roquez Johnson ● Sr ● F ● 6-7 ● 210 ● Montgomery, AL

MIN	PTS	RBS	STL	FG%	3FG%	FT%
26.3	9.8	5.5	0.9	.522	---	.669

Notes: Averaged 10.8 points and 5.8 rebounds in non-conference. 20 points against MVSU and Arkansas State. In SEC play, averaging 8.9 points and 5.2 rebounds. In league action, has scored in double-digits four times. Had career-best 25 vs. Georgia and 22 at Missouri. Against Georgia, had the double-double with 11 rebounds. Didn't play in second half at home vs. Ole Miss due to head injury. Against Arkansas, had 8 points, 6 rebounds and 2 steals. In last outing vs. Kentucky, had 7 points and 4 rebounds.

32




Craig Sword ● Jr ● G ● 6-3 ● 196 ● Montgomery, AL

MIN	PTS	RBS	STL	FG%	3FG%	FT%
23.8	9.8	2.4	1.1	.411	.311	.690

Notes: Missed preseason and first four games due to back surgery. In nine non-conference games, averaged 4.1 points, 1.6 boards. Team-best 13.2 points in SEC play and has scored in double-digits 10 times. 20-plus points at Ole Miss (27), at Tennessee (26) and at Mizzou (22). Had 15 points vs. Arkansas. In last game against Kentucky, surpassed 1,000 points for his career after totaling 10 points and grabbing two steals. Now 9th all-time at MSU with 142 steals.

33



Oliver Black ● FR ● F ● 6-9 ● 224 ● Jackson, MS

MIN	PTS	RBS	BLK	FG%	3FG%	FT%
15.6	1.8	2.5	0.3	.500	---	.444

Notes: Appeared in all 13 non-conference games, averaging 1.4 points and 2.3 boards. Career-best 9 points vs. McNeese. Drew first start vs. Jacksonville and has four starts on the year. Averaging 2.1 points and 2.7 rebounds in SEC action. In last five games, has totaled 5 points and 13 rebounds. Had 2 points and 3 rebounds in last game vs. Kentucky.