



Gregg Ellis, Associate Media Relations Director

Humphrey Coliseum, Room 202 | 55 Coliseum Boulevard

Mississippi State, MS 39762 | Fax: 662.325.3654

Office: 662-325-3595 | Cell: 662-322-0145

E-Mail: gellis@athletics.msstate.edu | www.hailstate.com

Twitter: @HailStateMBK; @msusportsgregg; @RickRay1

Facebook: www.facebook.com/HailStateMBK

2013-14 Schedule/Results

NOVEMBER

| | | |
|----|--------------------------|----------|
| 8 | PRAIRIE VIEW A&M | W, 71-56 |
| 14 | KENNESAW STATE | W, 78-55 |
| 19 | MISSISSIPPI VALLEY STATE | W, 94-72 |
| 23 | at Utah State | L, 87-68 |
| 27 | JACKSON STATE | W, 58-56 |

DECEMBER

| | | |
|-----------------------------|---|----------|
| 1 | LOYOLA | W, 65-64 |
| <i>Big 12/SEC Challenge</i> | | |
| 5 | TCU (ESPNU) | L, 71-61 |
| 13 | vs. Southeastern Louisiana [^] | W, 68-62 |
| 17 | FLORIDA A&M | W, 78-65 |
| 19 | FLORIDA GULF COAST (CSS) | W, 66-53 |
| <i>Las Vegas Classic</i> | | |
| 22 | vs. South Florida | W, 71-66 |
| 23 | vs. UNLV (CBS Sports Net) | L, 82-66 |

JANUARY

| | | |
|----|------------------------|----------|
| 2 | MARYLAND EASTERN SHORE | W, 77-63 |
| 8 | at Kentucky (SEC TV) | L, 85-63 |
| 11 | OLE MISS (ESPNU) | W, 76-72 |
| 15 | at Alabama (SEC TV) | L, 80-61 |
| 18 | TEXAS A&M (SEC TV) | W, 81-72 |
| 22 | AUBURN (ESPN3) | W, 82-74 |
| 25 | at Ole Miss (SEC TV) | L, 82-63 |
| 30 | FLORIDA (ESPN2) | L, 62-51 |

FEBRUARY

| | | |
|----|---------------------|----------|
| 1 | at Vanderbilt (FSN) | L, 55-49 |
| 5 | at Texas A&M (CSS) | L, 72-52 |
| 8 | KENTUCKY (SEC TV) | L, 69-59 |
| 12 | GEORGIA (FSN) | L, 75-55 |
| 15 | at Auburn (SEC TV) | L, 92-82 |
| 19 | at LSU (SEC TV) | L, 92-81 |
| 22 | ARKANSAS (SEC TV) | L, 73-69 |
| 26 | TENNESSEE (SEC TV) | 7 pm |

MARCH

| | | |
|-------|---------------------------------------|----------|
| 1 | at Missouri (SEC TV) | 12:30 pm |
| 5 | at Georgia (CSS) | 6 pm |
| 8 | SOUTH CAROLINA (SEC TV) | 3 pm |
| 12-16 | SEC Tournament (SEC TV/ABC/ESPNU) TBA | |

[^] - Tupelo, Miss (BancorpSouth Arena)

Game 28 | 7 P.M. | Humphrey Coliseum

MISSISSIPPI STATE
Bulldogs (13-14, 3-11)

Head Coach: Rick Ray

MSU Record: 23-36, 2nd year

Career Record: Same

Record vs. Tennessee: 0-2

TENNESSEE
Volunteers (16-11, 7-7)

Head Coach: Cuonzo Martin

Tennessee Record: 55-39, 3rd year

Career Record: 116-80, 6th year

Record vs. MSU: 2-1

GAME DAY
AT A GLANCE

When: Wednesday, Feb. 26, 2014

Where: Starkville, Miss.

Venue: Humphrey Coliseum (10,500)

Time: 7 p.m. CT

TV: SEC TV

Talent: Dave Neal, Jon Sundvold

Sirius/XM: 92/199

Series: Tennessee leads, 77-41






Last Meeting: ... Tennessee, 69-53 (3-14-13)

Last 10 In Starkville: Tied, 5-5

WHAT TO NOTE AS MSU PLAYS TENNESSEE . . .

- ✓ The Bulldogs are looking to win their second-straight against Tennessee at home and sixth out of the last 11 at Humphrey Coliseum against the Volunteers.
- ✓ **Rick Ray** and Tennessee coach Cuonzo Martin were assistants on 2007 and 2008 at Purdue under Matt Painter.
- ✓ Mississippi State is looking to snap a 9-game SEC losing streak, which ties for the sixth-longest in school history and the fifth overall.
- ✓ Dating back to 2011-12, MSU has lost 15-straight in February and 19 out of the last 20.
- ✓ A win would give the Bulldogs their fourth in the SEC this season, matching last year's total.
- ✓ Opponents have shot 50 percent or better against MSU in four out of the last six games and six times all year. The Bulldogs have lost all those games.
- ✓ Saturday, Arkansas snapped its 12-game losing streak at the Hump.
- ✓ The Bulldogs have now lost four-straight games decided by 10 points or less.
- ✓ Mississippi State out-rebounded Arkansas 43-36, the largest margin in SEC play this season and just the fourth time against a league foe.
- ✓ Against Arkansas, MSU used its 5th different lineup of the year.
- ✓ **Trivante Bloodman** has now scored in double digits four-straight times for the first time in his career.
- ✓ **Colin Borchert** scored 21 points against Arkansas to surpass 500 for his career.
- ✓ **Craig Sword** is 1 point shy of 700 for his career, while **Roquez Johnson** is 1 point shy of 500.
- ✓ The Bulldogs are third in the SEC and tied for 28th nationally with 8.0 steals per game. MSU has recorded 10 or more steals in nine of its games, including 11 at Auburn last Saturday.

MISSISSIPPI STATE PROJECTED STARTING 5

| G.6-0.186.Jr | G.5-11.165.FR | F.6-9.262.S0 | F.6-7.207.JR | G.6-3.193.S0 |
|--|---|---|--|---|
| 4 Trivante Bloodman | 15 I.J. Ready | 20 Gavin Ware | 25 Roquez Johnson | 32 Craig Sword |
|  |  |  |  |  |
| Pts.: 6.6 Rbs.: 2.0 Assts.: 2.5 Stl.: 1.0 | Pts.: 6.6 Rbs.: 1.8 Assts.: 2.7 Stl.: 1.3 | Pts.: 10.4 Rbs.: 7.4 Blks.: 0.3 Stl.: 0.9 | Pts.: 9.3 Rbs.: 4.7 Blks.: 0.1 Stl.: 0.6 | Pts.: 13.5 Rbs.: 3.6 Assts.: 2.6 Stl.: 2.0 |

TENNESSEE PREVIEW/SERIES

| 2013-14 STATS | PPG | FG% | 3FG% | FT% | RB | RBM | A | S | B | T | TM |
|------------------------|-----------|-----------|-----------|-----------|-----------|------|-----------|---------|---------|-----------|------|
| MSU (13-14, 3-11) | 68.3/70.6 | .444/.451 | .307/.312 | .657/.721 | 33.2/35.0 | -1.8 | 12.4/12.9 | 8.0/6.4 | 2.7/3.3 | 14.1/14.6 | +0.5 |
| Tennessee (16-11, 7-7) | 71.9/63.3 | .445/.421 | .341/.363 | .706/.695 | 38.7/30.4 | +8.3 | 12.5/10.2 | 5.1/5.2 | 5.0/4.1 | 10.8/10.9 | +0.1 |

| Leaders | Scoring | Rebounds | Assists | Steals | Blocks |
|-----------|------------|-------------|-----------|--------------|--------------|
| MSU | Sword/13.5 | Ware/7.4 | Ready/2.7 | Sword/2.0 | Borchert/1.0 |
| Tennessee | McRae/19.3 | Stokes/10.4 | McRae/2.6 | Thompson/1.0 | Stokes/1.0 |

| Tennessee's Last 5 Games | | |
|--------------------------|----------------|----------|
| Date | Opponent | Score |
| 02/08/14 | SOUTH CAROLINA | W, 72-53 |
| 02/11/14 | FLORIDA | L, 67-58 |
| 02/15/14 | at Missouri | L, 75-70 |
| 02/18/14 | GEORGIA | W, 67-48 |
| 02/22/14 | at Texas A&M | L, 68-65 |

| Tennessee's Last Game vs. TAMU | |
|--------------------------------|--|
| ✓ | Texas A&M hit a 3 with 4 seconds to win in overtime. |
| ✓ | Jordan McRae paced UT with 20 points. |
| ✓ | Tennessee led 27-24 at the break. |
| ✓ | There were 11 ties and nine lead changes. |
| ✓ | Tennessee was 23-of-54 shooting. |
| ✓ | Tennessee outrebounded TAMU, 38-29. |
| ✓ | Jarnell Stokes led Tennessee with 16 rebounds. |
| ✓ | TAMU was 26-of-55 shooting. |

Rick Ray vs. TENNESSEE (0-2)

1/19/13 L, 72-57
3/14/13 L, 69-53

Most Points Scored: 57
Fewest Points Scored: 53
Most Points Allowed: 72
Fewest Points Allowed: 69

| Tennessee Series The Last 30 Years | | | | | |
|------------------------------------|------------|----|----------------|--------------|-----------------------------|
| 1983: | MSU, 75-74 | ot | at Knoxville | 1996: | MSU, 60-59 at Starkville |
| | MSU, 75-66 | | at Starkville | 1997: | UT, 54-53 at Knoxville |
| 1984: | MSU, 63-56 | ot | at Starkville | 1998: | UT, 87-63 at Starkville |
| | UT, 45-42 | | at Knoxville | 1999: | MSU, 88-82 at Knoxville |
| 1985: | MSU, 82-66 | | at Starkville | | MSU, 62-56 at Atlanta, Ga.* |
| | UT, 79-64 | | at Knoxville | 2000: | UT, 88-81 at Knoxville |
| 1986: | UT, 69-51 | | at Knoxville | 2001: | UT, 84-79 at Knoxville |
| | MSU, 57-49 | | at Starkville | 2002: | MSU, 92-91 ot at Starkville |
| 1987: | UT, 74-61 | | at Knoxville | 2003: | UT, 59-49 at Knoxville |
| | MSU, 62-60 | | at Starkville | 2004: | MSU, 82-60 at Starkville |
| 1988: | UT, 63-48 | | at Starkville | 2005: | UT, 64-63 at Knoxville |
| | UT, 64-62 | | at Starkville | 2006: | UT, 88-65 at Starkville |
| 1989: | UT, 86-85 | | at Starkville | 2007: | UT, 92-84 at Knoxville |
| | UT, 81-71 | | at Knoxville | 2008: | UT, 76-71 at Starkville |
| 1990: | UT, 82-77 | | at Knoxville | 2009: | UT, 81-76 at Starkville |
| | UT, 84-83 | ot | at Starkville | | MSU, 64-61 at Tampa, Fla.* |
| 1991: | MSU, 70-65 | | at Knoxville | 2010: | UT, 75-59 at Starkville |
| | MSU, 95-68 | | at Knoxville | 2011: | MSU, 70-69 at Knoxville |
| | UT, 87-70 | | at Nashville * | 2012: | MSU, 62-58 at Starkville |
| 1992: | MSU, 94-76 | | at Starkville | 2013: | UT, 72-57 at Knoxville |
| 1993: | UT, 92-75 | | at Starkville | | UT, 69-53 at Nashville * |
| 1994: | MSU, 80-66 | | at Starkville | | |
| | MSU, 73-69 | | at Memphis * | | |
| 1995: | MSU, 60-52 | | at Knoxville | | |

* - SEC Tournament

TENNESSEE SERIES

| | |
|---|---|
| Overall (Tennessee, 77-41) | at Starkville (MSU, 27-26) |
| Last MSU win: 62-58 (2011-12) | Last MSU win: 62-58 (2011-12) |
| Last UT win: 69-53 (2012-13) | Last UT win: 75-59 (2009-10) |
| Current UT win streak: 2 | Current MSU win streak: 1 |
| Biggest MSU win: 95-68 (1990-91) | Biggest MSU win: 95-68 (1990-91) |
| Biggest UT win: 82-49 (1971-72) | Biggest UT win: 93-67 (1954-55) |
| Most MSU points: 97 (1956-57) | Most MSU points: 97 (1956-57) |
| Most UT points: 109 (1974-75) | Most UT points: 97 (1974-75) |

LAST YEAR VS. TENNESSEE

Official Basketball Box Score -- Game Totals -- Final Statistics
Mississippi State vs Tennessee
03-14-13 2:40 p.m.T at Nashville, Tenn. (Bridgestone Arena)



Mississippi State 53 • 10-22, 4-14

| # | Player | | Total | | 3-Ptr | | Rebounds | | | PF | TP | A | TO | Blk | Stl | Min |
|---------------------|-------------------|---|--------|-----------------|--------|-------------|----------|-----|-----|----|----|----|----|-----|-----|---------|
| | | | FG-FGA | FG% | FG-FGA | FG% | Off | Def | Tot | | | | | | | |
| 03 | Colin Borchert | f | 5-16 | 2-6 | 0-0 | 5 | 1 | 6 | 2 | 12 | 2 | 0 | 1 | 0 | 32 | |
| 20 | Gavin Ware | f | 0-2 | 0-0 | 3-4 | 1 | 6 | 7 | 0 | 3 | 0 | 0 | 1 | 0 | 24 | |
| 01 | Fred Thomas | g | 3-11 | 0-3 | 2-2 | 1 | 3 | 4 | 2 | 8 | 1 | 2 | 1 | 1 | 36 | |
| 04 | Trivante Bloodman | g | 3-8 | 1-3 | 3-6 | 2 | 5 | 7 | 4 | 10 | 1 | 4 | 0 | 2 | 33 | |
| 32 | Craig Sword | g | 0-17 | 0-2 | 1-2 | 3 | 0 | 3 | 3 | 19 | 2 | 4 | 0 | 4 | 34 | |
| 15 | Baxter Price | | 0-0 | 0-0 | 0-0 | 0 | 0 | 0 | 0 | 0 | 0 | 0 | 0 | 0 | 5 | |
| 24 | Tyson Cunningham | | 0-2 | 0-0 | 0-0 | 2 | 0 | 2 | 0 | 0 | 1 | 0 | 0 | 2 | 12 | |
| 25 | Roqueez Johnson | | 0-2 | 0-0 | 1-2 | 1 | 2 | 3 | 2 | 1 | 2 | 4 | 0 | 2 | 24 | |
| Team | | | | | | 1 | 0 | 1 | | | | | | | | |
| Totals | | | 20-58 | 3-14 | 10-16 | 16 | 17 | 33 | 13 | 53 | 9 | 15 | 3 | 11 | 200 | |
| FG % 1st Half: 7-27 | | | 25.9% | 2nd half: 13-31 | 41.9% | Game: 20-58 | 34.4% | | | | | | | | | Deaaron |
| 3FG % 1st Half: 1-8 | | | 12.5% | 2nd half: 2-6 | 33.3% | Game: 3-14 | 21.4% | | | | | | | | | Rebound |
| FT % 1st Half: 6-8 | | | 75.0% | 2nd half: 6-10 | 60.0% | Game: 12-20 | 60.0% | | | | | | | | | 4.1 |

FG % 1st Half: 7-27 25.9% 2nd half: 13-31 41.9% Game: 20-58 34.5%
3FG % 1st Half: 1-8 12.5% 2nd half: 2-6 33.3% Game: 3-14 21.4%
FT % 1st Half: 4-6 66.7% 2nd half: 6-10 60.0% Game: 10-16 62.5%

Deadball Rebounds 4.1

Tennessee 69 • 20-11, 11-7

| # | Player | Total | | 3-Ptr | | Rebounds | | | PF | TP | A | TO | Blk | Stl | Min |
|----------------------|--------------------|--------|-------|-----------------|-------|----------|-------------|-------|----|---------|----|----|-----|-----|-----|
| | | FG-FGA | FG% | FG-FGA | FG% | Off | Def | Tot | | | | | | | |
| 05 | Bond, Jaylen | f | 5-7 | 0-0 | 0-0 | 3 | 6 | 9 | 2 | 10 | 2 | 2 | 0 | 3 | 29 |
| 01 | McClellan, Sheldon | g | 2-6 | 0-2 | 0-0 | 2 | 3 | 5 | 2 | 4 | 4 | 2 | 1 | 0 | 32 |
| 04 | Newsome, Danny | g | 1-3 | 0-1 | 0-0 | 1 | 2 | 3 | 1 | 2 | 1 | 2 | 1 | 1 | 15 |
| 11 | Golden, Trae | g | 6-8 | 1-2 | 2-3 | 1 | 2 | 3 | 4 | 15 | 1 | 4 | 0 | 1 | 33 |
| 52 | McRae, Jordan | g | 6-13 | 1-6 | 4-6 | 0 | 3 | 3 | 1 | 17 | 2 | 4 | 3 | 2 | 37 |
| 13 | McBee, Skylar | | 3-9 | 3-8 | 0-0 | 1 | 4 | 5 | 2 | 9 | 0 | 1 | 0 | 0 | 30 |
| 20 | Hall, Kenny | | 1-2 | 0-0 | 0-0 | 0 | 2 | 2 | 2 | 2 | 1 | 0 | 0 | 0 | 11 |
| 31 | Chievous, Quinton | | 5-8 | 0-1 | 0-0 | 3 | 1 | 4 | 2 | 10 | 0 | 0 | 0 | 0 | 13 |
| | Team | | | | | 0 | 1 | 1 | | | | | 1 | | |
| Totals | | | 29-56 | 5-20 | 6-9 | 11 | 24 | 35 | 16 | 69 | 11 | 16 | 5 | 7 | 200 |
| FG % 1st Half: 15-31 | | 48.4% | | 2nd half: 14-25 | 56.0% | | Game: 29-56 | 51.8% | | Deaaron | | | | | |
| 3FG % 1st Half: 3-11 | | 27.3% | | 2nd half: 4-9 | 44.4% | | Game: 5-20 | 25.0% | | Rebound | | | | | |
| 3FG % 2nd Half: 2-2 | | 100.0% | | | | | | | | | | | | | |

FG % 1st Half: 15-31 48.4% 2nd half: 14-25 56.0% Game: 29-56 51.8%
3FG % 1st Half: 3-11 27.3% 2nd half: 2-9 22.2% Game: 5-20 25.0%
FT % 1st Half: 2-2 100.0% 2nd half: 4-7 57.1% Game: 6-9 66.7%

Deadball Rebounds 1

Officials: Joe Lindsay, John Hampton, John Healy

Technical fouls: Mississippi State-None. Tennessee-None.

Attendance: 10065

Session 2 attendance is 10,065.

| Score by periods | | 1st | 2nd | Total |
|-------------------|--|-----|-----|-------|
| Mississippi State | | 19 | 34 | 53 |
| Tennessee | | 35 | 34 | 69 |

Last FG - MS 2nd-01:11, UT 2nd-00:51.
Largest lead - MS by 4 1st-18:12, UT by 19 1st-03:44.

| Points | | In | Off | 2nd | Fast | Bench |
|--------|--------|----|-----|-----|------|-------|
| MS | Paint | 24 | 16 | 8 | 10 | 1 |
| UT | Chance | 42 | 15 | 13 | 10 | 21 |

Score tied - 0 times.
Lead changed - 1 time.

MSU PLAYERS VERSUS TENNESSEE

| Player | G-GS | Mins | FGM-FGA | Pct | 3GM-3GA | Pct | FTM-FTA | Pct | Rebs | Ast | TO | BS | Stl | Pts |
|------------|------|------|---------|------|---------|------|---------|------|--------|-----|----|----|-----|---------|
| Bloodman | 2-2 | 66 | 5-12 | .417 | 1-4 | .250 | 8-11 | .727 | 10-5.0 | 3 | 7 | 0 | 4 | 19-9.5 |
| Borchert | 2-2 | 55 | 5-23 | .217 | 2-8 | .250 | 0-0 | .000 | 11-5.5 | 5 | 1 | 3 | 0 | 12-6.0 |
| Cunningham | 2-0 | 32 | 0-2 | .000 | 0-0 | .000 | 0-0 | .000 | 4-2.0 | 1 | 2 | 0 | 2 | 0-0.0 |
| Johnson | 2-0 | 50 | 1-11 | .091 | 0-2 | .000 | 2-4 | .500 | 6-3.0 | 3 | 6 | 0 | 2 | 4-2.0 |
| Sword | 2-2 | 60 | 14-28 | .500 | 0-3 | .000 | 1-2 | .500 | 5-2.5 | 5 | 6 | 0 | 4 | 29-14.5 |
| Thomas | 2-1 | 62 | 7-20 | .350 | 2-6 | .333 | 6-7 | .857 | 8-4.0 | 3 | 2 | 1 | 1 | 22-11.0 |
| Ware | 2-2 | 43 | 3-8 | .375 | 0-0 | .000 | 3-4 | .750 | 16-8.0 | 0 | 3 | 1 | 0 | 9-4.5 |

NOTES

SWORD GOES FOR 33

Craig Sword scored a career-high 33 points at LSU on Feb. 19, to become the first MSU player to reach 30 since Ravern Johnson totalled 33 against Troy on Nov. 26, 2010.

MSU'S STRUGGLES AGAINST RANKED FOES

Mississippi State dropped a 69-59 decision to No. 18 Kentucky on Feb. 8, its 8th-straight setback to a ranked opponent.

This year, the Bulldogs are 0-3, with losses to Florida and the Wildcats twice.

The last win against a ranked foe was versus Arizona in 2011 in New York, 67-57.

STEAL PRODUCTION DOWN

Four weeks ago, MSU was first in the SEC and 9th nationally with 9.9 steals an outing.

Since though, Mississippi State has fallen in the ranks.

The Bulldogs are now third in the league behind LSU and Arkansas at 8.0, while they are tied for 28th nationally.

READY FOR 3

When it comes to freshmen in the SEC, few are better beyond the arc than **I.J. Ready**, who has missed seven games due to various ailments.

In fact, there is no one better with 30 or more attempts.

In that category, Ready is tops at 40.0 percent shooting (16-40).

Ready was 0-2 beyond the arc against Arkansas on Saturday.

NO SOPHOMORE SLUMPS

MSU hasn't experienced any sophomore slumps this season.

In fact, it's been the sophomores who have carried this team.

To date, second-year players are accounting for 45.7 percent of the scoring. Next is the junior class at 24.2 percent.

UP AND DOWN AT THE FREE LINE

Prior to the Arkansas game against Auburn and LSU, Mississippi State made 55 of its 72 free throw attempts.

In the five previous games, the Bulldogs were 47 of 74 for .635 percent.

But against Arkansas, Mississippi State was just 10 of 21.

On the year, MSU is 424-645 for .657, a stat that ranks 12th in the SEC.

YEAR TWO MORE SMOOTH FOR SWORD

Through the first 27 games, sophomore guard **Craig Sword** has established himself as one of the top players in the SEC.

He's tied for 20th in the SEC in scoring (13.5) and third in steals (2.0).

At LSU last Wednesday, he scored a career-high 33 points.

DOUBLE-DOUBLES

On the year, MSU has totaled nine double-doubles, led by **Gavin Ware** with seven. Last year, the Bulldogs had just four. Ware picked up his seventh Wednesday at LSU.

Roquez Johnson and Dre Applewhite have accounted for the other two.

SECOND-HALF SCORING UP

In 18 of Mississippi State's 27 games this season, it has scored more points in the second half.

In the first half, the Dogs are averaging 30.7 points, compared to 37.7 in the second half.

BIG NIGHT FREE THROW LINE

Against Florida A&M earlier this year, Mississippi State drained 33 of its 45 free throw attempts.

The 45 attempts were the most since attempting 45 vs. Arkansas on Feb. 27, 2002, while the 33 made shots were the most since 33 against Arkansas State on Dec. 8, 2001.

Because of the many free throw attempts, MSU made just 20 field goals.

TWO SCORE 20 . . . AGAIN

Against Texas A&M, **Craig Sword** scored 23 points and **Gavin Ware** added 22.

It was the third time this season MSU had two players score 20-plus points.

Against Maryland Eastern Shore, **Colin Borchert** had 22 points and Ware had 21.

The first time it happened came against Loyola, when Sword had 24 points while **Roquez Johnson** finished with 20.

The last time MSU had two players score 20-plus points in the same game prior to this season was at Vanderbilt on Jan. 21, 2012, when Dee Bost had 24 points and Arnett Moultrie poured in 21 in a 78-77 overtime victory.

SEC STANDINGS & RESULTS

2013-14 SEC Standings

| | SEC | Overall |
|--------------------------|------------------|-------------------|
| Florida | 15-0 1.000 | 26-2 .929 |
| Kentucky | 11-3 .786 | 21-6 .778 |
| Georgia | 10-5 .667 | 16-11 .593 |
| Ole Miss | 7-7 .500 | 16-11 .593 |
| LSU | 7-7 .500 | 16-10 .615 |
| Tennessee | 7-7 .500 | 16-11 .593 |
| Arkansas | 7-7 .500 | 18-9 .667 |
| Texas A&M | 7-7 .500 | 16-11 .593 |
| Missouri | 7-8 .467 | 19-9 .679 |
| Vanderbilt | 7-8 .500 | 15-12 .556 |
| Alabama | 5-9 .357 | 11-16 .407 |
| Auburn | 4-10 .286 | 12-13 .480 |
| Mississippi State | 3-11 .214 | 13-14 .481 |
| South Carolina | 3-11 .214 | 10-17 .370 |

As of Feb. 26, 2014

SEC Last Week

February 18 (Tuesday)

Kentucky 84, at Ole Miss 70
at Tennessee 67, Georgia 48

February 19 (Wednesday)

at Florida 71, Auburn 66
at LSU 92, 81
at Missouri 67, Vanderbilt 64
at Arkansas 71, 64

February 20 (Thursday)

at Texas A&M 63, Alabama 48

February 22 (Saturday)

Florida 75, at Ole Miss 71
Georgia 73, at South Carolina 56
at Texas A&M 68, Tennessee 65
Arkansas 73, at Mississippi State 69
at Kentucky 77, LSU 76 OT
Vanderbilt 67, at Auburn 59
at Alabama 80, Missouri 73

SEC This Week

February 25 (Tuesday)

Florida 57, at Vanderbilt 54
at Georgia 71, Missouri 56

February 26 (Wednesday)

Alabama at Ole Miss (ESPN3), 7 p.m.
Tennessee at Mississippi State (SEC TV), 7 p.m.
Texas A&M at LSU (SEC TV), 7 p.m.
South Carolina at Auburn (FSN), 8 p.m.

February 27 (Thursday)

Arkansas at Kentucky (ESPN2), 6 p.m.

March 1 (Saturday)

Mississippi State at Missouri (SEC TV), 12:30 p.m.
Auburn at Alabama (ESPN2), 2 p.m.
Georgia at Arkansas (SEC TV), 3 p.m.
LSU at Florida (CBS), 4 p.m.
Kentucky at South Carolina (ESPN), 6 p.m.
Vanderbilt at Tennessee (ESPN2), noon
Ole Miss at Texas A&M (FSN), 5 p.m.

2013-14 MISSISSIPPI STATE NOTES/LOOKING AHEAD

DENSON HAS SEASON HIGH

■ At Auburn Chris Denson scored 30 points in the Tigers' 92-82 win against Mississippi State. It was the most points an opposing player has scored against the Bulldogs this season.

GEORGIA HOT IN SECOND HALF

■ Against Mississippi State on Feb. 12, Georgia shot 73.7 percent from the floor. It was the highest anyone has shot against MSU in any half this season.

SEVEN DO IT

■ Against Texas A&M on Feb. 5, Mississippi State had seven different players make a 3-pointer, the most this season.

The last time MSU had seven players connect on at least one beyond the arc was against Nicholls State on Nov. 11, 2004, in a 98-69 win.

ONE AND DONE

■ Against Florida last week, Mississippi State made a season-low one free throw.

The last time MSU made just one free throw was against Kentucky on Jan. 13, 2007.

OVERTIME . . . AGAIN

■ For the second-year in a row at Humphrey Coliseum, Mississippi State and Texas A&M went into overtime.

Last year in the first meeting with both teams as SEC members, the Aggies claimed a 55-49 win. Back in January, though, the Bulldogs rallied from 10 down to win, 81-72.

It was the 109th overtime game for MSU, which is 60-49 all-time.

DOGS HAVE RARE SUCCESS VS. TAMU

■ Mississippi State scored 81 points and shot 52.7 percent against Texas A&M, the highest numbers the Aggies had allowed this season at that point.

They entered the game ranked 12th and 11th nationally in those categories, respectively.

JOHNSON DRAWS SECOND START

■ Junior forward Roquez Johnson earned his second start of the season against Arkansas on Saturday, scoring 11 points and grabbing 9 rebounds.

His first start came against Southeastern Louisiana, but he was limited to just 10 minutes after straining his knee in the first half. He finished with 6 points and 3 boards.

He saw limited time vs. Florida A&M off the bench (4 minutes) and had two rebounds.

Against Florida Gulf Coast, though he totaled 24 minutes off the bench and finished with 10 points and eight rebounds.

After scoring 11 points at LSU, he is averaging 9.3 points.

SWORD HONORED AGAIN

■ Back in December **Craig Sword** was the Co-SEC Player of the Week, marking the third time in his career he has been honored by the SEC.

Last year, the Montgomery, Ala., native was named the SEC Freshman of the Week twice.

SWORD, JOHNSON REPRESENTING

■ First, **Craig Sword** and **Roquez Johnson** were teammates at Carver High School in Montgomery, Ala., where they won a state championship together.

Now, the two are in the Top 5 at MSU in scoring as Sword is tops with 13.5 points and Johnson fourth at 9.3.

Sword had a career-high 33 points at LSU on Wednesday, while Johnson has scored in double-digits 14 of State's 26 games. Against Ole Miss earlier this season at Humphrey Coliseum, he tied his career-high with 20 points.

POINT PRODUCTION HIGH VS MVSU

■ The 94 points scored against Mississippi Valley State on Nov. 19 were the second most in the Rick Ray era.

The most came against New Orleans a year ago when the Bulldogs totaled 97.

BULLDOGS ANNOUNCE
NEW SIGNEES

■ In November, Rick Ray announced the signing of three future Bulldogs – Demetrius Houston, Oliver Black, and Maurice Dunlap II.

Houston is a 6-foot-7 forward out of Carver High School in Montgomery, Ala., the same high school that produced current Bulldogs **Craig Sword** and **Roquez Johnson**. Black is a power forward from Jackson who is currently at IMG Academy in Florida, while Dunlap is a guard from Amanda Elzy High in Greenwood.

BULLDOGS 2013-14 ROSTER
FEATURES FEW NEW FACES

■ The Bulldogs' roster features two new scholarship players eligible for this season – freshman point guard **I.J. Ready** and forward **De'Runya Wilson**.

The Bulldogs also signed **Fallou Ndoye** and **Travis Daniels** (joined MSU in December) last spring, but both are redshirting this season.

Back from injury, though, is redshirt freshman **Jacoby Davis**, who missed all of last year due to injuries.

Wilson joined the Bulldogs after spending the fall on the football team as a receiver, where he caught 26 passes for 351 yards and three touchdowns.

BULLDOGS IN THE NBA

■ MSU currently has two players on an NBA roster — Arnett Moultrie with the Philadelphia 76ers, and Jarvis Varnado Chicago Bulls.

Last year, Varnado was with the Miami Heat during their championship run.

Dee Bost is also in the NBADL, averaging 15.9 points, 6.1 boards and 8.6 assists for the Idaho Stampede. Two weeks ago, he played in the NBADL All-Star Game.

APPLEWHITE DECIDES TO TRANSFER

■ In December, Mississippi State coach Rick Ray announced that redshirt freshman guard Dre Applewhite has decided to transfer.

The Memphis native appeared in all 12 games for MSU, drawing six starts. He averaged 5.5 points and 3.9 rebounds.

DAMPIER NAMED SEC LEGEND

■ Erick Dampier has been named the 2014 SEC Legend.

Dampier, a native of New Hebron, Miss., played for the Bulldogs from 1994-96 and led MSU to the 1996 Final Four.

The All-SEC and All-American standout finished his MSU career with 1,231 points and 859 rebounds.

Dampier was drafted by the Indiana Pacers with the 10th overall pick in the 1996 NBA Draft. He spent 16 years in the NBA, totaling 7,309 points and 7,005 rebounds.

All-Time MSU Legends

1999: Bailey Howell
2000: Jim Ashmore
2001: W.D. Stroud
2002: Jeff Malone
2003: Joe Dan Gold
2004: Greg Carter
2005: Jack Bouldin
2006: Rickey Brown
2007: Richard Williams
2008: Wiley Peck
2009: Tony Watts
2010: Kermit Davis
2011: Darryl Wilson
2012: Chuck Evans
2013: Horatio Webster
2014: Erick Dampier

NEXT THREE UP FOR MSU . . .

Missouri

WHEN: Saturday, March 1, 2014
TIME: 12:30 p.m.
WHERE: Columbia, Mo.
TV: SEC Network
SERIES: Missouri leads, 3-1
LAST MEETING: Missouri, 78-36 (2-13-13)



Georgia

WHEN: Wednesday, March 5, 2014
TIME: 6 p.m.
WHERE: Athens, Ga.
TV: CSS
SERIES: Tied, 53-53
LAST MEETING: Georgia, 75-55 (2-12-14)



South Carolina


WHEN: Saturday, March 8, 2014
TIME: 3 p.m.
WHERE: Starkville, Miss.
TV: SEC TV
SERIES: MSU leads, 18-9
LAST MEETING: MSU, 70-59 (3-13-13)




MISSISSIPPI STATE TV/RADIO ROSTER




1 Fred Thomas
SO | G | 6-5 | 204
Jackson, MS



3 Colin Borchert
SR | F | 6-8 | 217
Phoenix, AZ



4 Trivante Bloodman
JR | G | 6-0 | 186
Bronx, NY



10 Dallas Prater
FR | G | 6-3 | 163
Jackson, MS



11 Jacoby Davis
FR | G | 6-1 | 190
Charlotte, NC



12 De'Runnya Wilson
FR | G | 6-5 | 218
Birmingham, AL



13 Tevin Moore
JR | G | 6-3 | 189
Olive Branch, MS



15 I.J. Ready
FR | G | 5-11 | 165
Little Rock, AR




20 Gavin Ware
SO | F | 6-9 | 262
Starkville, MS



24 Tyson Cunningham
SR | G | 6-3 | 194
Columbus, MS



25 Roquez Johnson
JR | F | 6-7 | 207
Montgomery, AL




32 Craig Sword
SO | G | 6-3 | 193
Montgomery, AL



33 Kyle Dobbs
FR | G | 6-6 | 165
Grayson, GA



Rick Ray
Head Coach
2nd Year



George Brooks
Assistant Coach
4th Year



Wes Flanigan
Assistant Coach
2nd Year



Chris Hollender
Assistant Coach
2nd Year



Adam Gordon
Director of Operations
2nd Year



Richard Akins
Strength Coach
32nd Year

MISSISSIPPI STATE ROSTER/MEDIA INFORMATION

Media Information

Credentials

◆Media members may obtain both season credentials and game-by-game passes by contacting Gregg Ellis at 662.325.3595.

Radio Network

◆Bulldog fans can catch all of MSU's games on the radio with the veteran broadcast talent of Jim Ellis (play-by-play), along with Bart Gregory serving as the color analyst.

There will also be a 30-minute pregame show featuring first-year coach Rick Ray along with a post-game show as well.

Rick Ray Show

◆In its second year is "Mississippi State Basketball with Rick Ray" a 30-minute television program featuring MSU's second-year coach Rick Ray and his 2013-14 squad.

Hosted by veteran sportscaster Jim Ellis, the weekly show will feature game highlights, player interviews, scouting reports on upcoming opponents and court-side profiles showcasing interesting aspects of the MSU basketball program.

Under the direction of producer/director Bennie Ashford, the 30-minute television program is a production of the Bulldog Sports Network in conjunction with the Mississippi State University Television Center. The first show airs in January.

SEC Teleconference

◆The SEC's weekly teleconference is every Monday and will be coordinated through the SEC media relations office. To participate, contact Craig Pinkerton of the SEC at 205-458-3038. Rick Ray is scheduled for 11:17 a.m. CT.

Social Networking

◆Media and Bulldog fans can follow MSU tweets this year at both @msusportsgregg and @HailStateMBK, in addition to @RickRay1.

You can also follow MSU online at hailstate.com.

2013-14 MISSISSIPPI STATE ROSTER

Numerical Roster

| No. | Name | Pos. | Ht. | Wt. | Yr. | Exp. | Hometown |
|-----|-------------------|------|------|------|------|------|-----------------------------------|
| 1 | Fred Thomas | G | 6-5 | 2064 | So. | 1L | Jackson, MS (Jim Hill HS) |
| 3 | Colin Borchert | F | 6-8 | 217 | Sr. | 1L | Phoenix, AZ (East Miss CC) |
| 4 | Trivante Bloodman | G | 6-0 | 186 | Jr. | 1L | Bronx, NY (Olney Central College) |
| 10 | Dallas Prater | G | 6-3 | 163 | Fr. | HS | Jackson, MS (St. Andrews) |
| 11 | Jacoby Davis | G | 6-1 | 190 | RFr. | HS | Charlotte, NC (West Charlotte HS) |
| 12 | De'Runnya Wilson | F | 6-5 | 215 | Fr. | HS | Birmingham, AL (Wenonah HS) |
| 13 | Tevin Moore | G | 6-3 | 189 | Jr. | JC | Olive Branch, MS (Northwest CC) |
| 15 | I.J. Ready | G | 5-11 | 165 | Fr. | HS | Little Rock, AR (Parkview HS) |
| 20 | Gavin Ware | F | 6-9 | 262 | So. | 1L | Starkville, MS (Starkville HS) |
| 24 | Tyson Cunningham | G | 6-3 | 194 | Sr. | 2L | Columbus, MS (Columbus HS) |
| 25 | Roquez Johnson | F | 6-7 | 207 | Jr. | 2L | Montgomery, AL (G.W. Carver HS) |
| 32 | Craig Sword | G | 6-3 | 193 | So. | 1L | Montgomery, AL (G.W. Carver HS) |
| 33 | Kyle Dobbs | G | 6-6 | 165 | Fr. | HS | Grayson, GA (Grayson HS) |

Alphabetical Roster

| No. | Name | Pos. | Ht. | Wt. | Yr. | Exp. | Hometown |
|-----|-------------------|------|------|-----|------|------|-----------------------------------|
| 4 | Trivante Bloodman | G | 6-0 | 186 | Jr. | 1L | Bronx, NY (Olney Central College) |
| 3 | Colin Borchert | F | 6-8 | 217 | Sr. | 1L | Phoenix, AZ (East Miss CC) |
| 24 | Tyson Cunningham | G | 6-3 | 194 | Sr. | 2L | Columbus, MS (Columbus HS) |
| 11 | Jacoby Davis | G | 6-1 | 190 | RFr. | HS | Charlotte, NC (West Charlotte HS) |
| 33 | Kyle Dobbs | G | 6-6 | 165 | Fr. | HS | Grayson, GA (Grayson HS) |
| 25 | Roquez Johnson | F | 6-7 | 207 | Jr. | 2L | Montgomery, AL (G.W. Carver HS) |
| 13 | Tevin Moore | G | 6-3 | 189 | Jr. | JC | Olive Branch, MS (Northwest CC) |
| 10 | Dallas Prater | G | 6-3 | 163 | Fr. | HS | Jackson, MS (St. Andrews) |
| 15 | I.J. Ready | G | 5-11 | 165 | Fr. | HS | Little Rock, AR (Parkview HS) |
| 32 | Craig Sword | G | 6-3 | 193 | So. | 1L | Montgomery, AL (G.W. Carver HS) |
| 1 | Fred Thomas | G | 6-5 | 204 | So. | 1L | Jackson, MS (Jim Hill HS) |
| 20 | Gavin Ware | F | 6-9 | 262 | So. | 1L | Starkville, MS (Starkville HS) |
| 12 | De'Runnya Wilson | F | 6-5 | 215 | Fr. | HS | Birmingham, AL (Wenonah HS) |

HEAD COACH:

Rick Ray (Grand View College [IA], 1994; 2nd year)

ASSISTANTS:

Wes Flanigan (Auburn, 1997; 2nd year)

Chris Hollender (Evansville, 1998; 2nd year)

George Brooks (Mississippi State, 1997; 4th year)

OPERATIONS:

Adam Gordon (Tampa, 2006; 2nd year)

STRENGTH & CONDITIONG:

Richard Akins

TRAINER:

Scotty Johnson

Pronunciation Guide

COLIN BORCHERT: BORE-KIRT

TRIVANTE BLOODMAN: TRA-VON-TAY

CRAIG SWORD: SOARD

DE'RUNNYA WILSON: D-RUN-YA

MISSISSIPPI STATE BASKETBALL

GAME 28: TENNESSEE

GENERAL INFORMATION

Location: _____ Starkville, Mississippi
Founded: _____ February 28, 1878
Enrollment: _____ 20,424
Conference: _____ SEC
Nickname: _____ Bulldogs
Colors: _____ Maroon (PMS 202) & White
Arena: _____ Humphrey Coliseum (10,500)
President: _____ Dr. Mark E. Keenum
Director of Athletics: _____ Scott Stricklin
Faculty Representative: _____ Dr. Steven C. Turner
Web Site: _____ www.hailstate.com
Twitter: _____ @HailStateMBK

BASKETBALL HISTORY

First Year of Basketball: _____ 1908-09
Number of Seasons: _____ 102
All-Time Record: _____ 1,333-1,118
All-Time SEC Record: _____ 558-722
Total Number of Head Coaches: _____ 19
Humphrey Coliseum Record: _____ 399-156
20-Win Seasons: _____ 17
NCAA Tournament Appearances: _____ 10
NCAA Tournament Record: _____ 11-10
NCAA Tournament Final Fours: _____ 1
(1996, lost to Syracuse 77-69 in semis)
NIT Appearances: _____ 8
NIT Record: _____ 7-8
NIT Final Fours: _____ 1
(2007, lost 63-62 to West Virginia in semis)
SEC Championships: _____ 6
(2004, 1991, 1963, 1962, 1961, 1959)
SEC Tournament Championships: _____ 3
(2009, 2002 and 1996)
SEC Tournament Record: _____ 28-49
SEC Western Division Titles: _____ 7
(2010, 2008, 2007, 2004, 2003, 1996, 1995)

BASKETBALL STAFF

Head Coach: _____ Rick Ray
Alma Mater, Year: _____ Grand View College, 1994
Record at MSU/Years: _____ 23-36
Career Record/Years: _____ Same
Phone: _____ 662-325-3800
Assistant Coach: _____ Wes Flanigan
Assistant Coach: _____ Chris Hollender
Assistant Coach: _____ George Brooks
Director of Operations: _____ Adam Gordon
Video Coordinator: _____ Adam Bauman
Strength Coach: _____ Richard Akins
Athletic Trainer: _____ Scotty Johnson
Graduate Manager: _____ Nick Lagroon
Administrative Asst.: _____ Suzanne Cook
Media Relations Contact: _____ Gregg Ellis
Office Phone: _____ 662-325-3595
Cell Phone: _____ 662-322-0145
Fax: _____ 662-325-3654
Email: _____ gellis@athletics.msstate.edu
Twitter: _____ @msusportsgregg

TEAM INFORMATION

2012-13 Overall Record _____ 10-22
2011-12 SEC Record _____ 4-14
SEC Finish: _____ T13th
National Ranking: _____ n/a
Starters Returning/Lost: _____ 5/0
Letterwinners Returning/Lost: _____ 7/3
Newcomers: _____ 7
Roster (Sr./Jr./So./Fr.): _____ (2/3/3/4)

MSU KNOWS HOW TO WIN GAMES AT 'THE HUMP'

Over the course of the last decade, Mississippi State's Humphrey Coliseum has become a difficult venue for opposing teams. Last year, MSU was 7-7 and won its last two against Ole Miss and Auburn. This year, MSU is 11-5.

The Bulldogs have compiled a 37-season composite record of 399-156 (.719) at "The Hump" since Mississippi State's basketball facility opened prior to the 1975-76 campaign.

TRACKING MSU'S HOME SUCCESS UNDER RICK RAY

| Season | Overall | | SEC | | Non-SEC | |
|---------|---------|-------|--------|-------|---------|-------|
| | Record | Win % | Record | Win % | Record | Win % |
| 2012-13 | 7-7 | .500 | 3-6 | .333 | 4-1 | .800 |
| 2013-14 | 11-5 | .688 | 3-4 | .429 | 8-1 | .889 |
| Totals | 18-12 | .600 | 6-10 | .375 | 12-2 | .857 |

A LOOK AT THE HISTORY OF HUMPHREY COLISEUM



LARGEST CROWDS AT THE HUMP

| Crowd | Opponent | Date |
|--------|----------|---------|
| 10,788 | Kentucky | 2-16-10 |
| 10,735 | Ole Miss | 2-7-04 |
| 10,645 | Ole Miss | 2-23-02 |
| 10,541 | Florida | 1-7-03 |
| 10,458 | Auburn | 3-2-04 |
| 10,437 | Alabama | 2-21-04 |
| 10,432 | Alabama | 3-5-05 |
| 10,432 | Kentucky | 1-13-04 |
| 10,429 | Ole Miss | 2-15-03 |
| 10,421 | Ole Miss | 1-26-08 |
| 10,412 | Ole Miss | 1-13-09 |
| 10,364 | Ole Miss | 2-9-12 |
| 10,338 | Florida | 1-24-07 |
| 10,315 | Kentucky | 1-9-96 |

INDIVIDUAL MSU RECORDS AT THE HUMP

Most Points Scored
40, Rickey Brown (Auburn, 3-7-77)

Most Rebounds
24, Wiley Peck (Alabama, 1-27-79)

Most Assists
15, Al Perry (Vanderbilt, 1-29-77)

TEAM MSU RECORDS AT THE HUMP

Most Points Scored
123, Troy State (12-5-95)

Most Rebounds
75, Mississippi Valley St. (11-21-00)

Most Consecutive Wins
14, 1-22-03 to 1-10-04

MSU COACH RICK RAY

Head Coach Rick Ray

- On April 1, 2012, Rick Ray was named the 19th head coach in Mississippi State history.
- In his first season at MSU, produced two players to the SEC All-Freshman team — Gavin Ware and Craig Sword.
- On the staff of three different teams that have advanced to the NCAA Tournament — Indiana State, Purdue and Clemson.
- As an assistant at Clemson for two years, the Tigers won 38 games and advanced to the second round of the NCAA Tournament in 2011.
- During his time at Purdue as an assistant, the Boilermakers won 103 games in four years.
- All four teams at Purdue earned a berth in the NCAA Tournament, with the last two advancing to the Sweet 16.
- The 2009 Purdue team won 28 games and the Big 10 Tournament en route to garnering a No. 5 seed.
- While at Purdue, Ray was an assistant with second-year Tennessee coach Cuonzo Martin.
- The 2007 Purdue recruiting was considered one of the tops in the country, earning national rankings of No. 5 and No. 6 by Scout and Rivals, respectively.
- Ray was an assistant at Indiana State for seven years.
- In 2000 and 2001, the Sycamores won 20-plus games and made the NCAA Tournament.
- In 2000, the ISU won the Missouri Valley Conference regular-season title with a 14-4 ledger.
- In 2001, Indiana State won the MVC Tournament before upsetting Oklahoma in the first round of the NCAA Tournament.
- Ray also spent two seasons at Northern Illinois (2005 and 2006).
- Ray's first coaching job was at Nebraska-Omaha.
- Ray and his wife, Breyana, have two sons, Deacon and Mason, and one daughter, Katriece.



Rick Ray Year-By-Year

| 2012-13 | Result/Score |
|--------------------------------------|--------------|
| N. 9 at Troy | L, 56-53 |
| N. 13 FLORIDA ATLANTIC | W, 78-58 |
| N. 19 North Carolina | L, 95-49 |
| N. 20 Marquette | L, 89-62 |
| N. 21 Texas | L, 69-55 |
| N. 27 ALCORN STATE | W, 60-52 |
| D. 1 at Providence | L, 73-63 |
| D. 4 TEXAS-SAN ANTONIO | W, 53-42 |
| D. 15 at Loyola Chicago | L, 59-51 |
| D. 22 Central Arkansas (Jackson, MS) | W, 79-72 |
| D. 30 ALABAMA A&M | L, 59-57 |
| J. 3 NEW ORLEANS | W, 97-46 |
| J. 9 SOUTH CAROLINA | W, 56-54 |
| J. 12 +at Georgia | W, 72-61 |
| J. 16 +ALABAMA | L, 75-43 |
| J. 19 +at Tennessee | L, 72-57 |
| J. 23 +at Arkansas | L, 96-70 |
| J. 26 +FLORIDA | L, 82-47 |
| J. 30 +TEXAS A&M | OT L, 55-49 |
| F. 2 +LSU | L, 69-68 |
| F. 6 +at Ole Miss | L, 93-75 |
| F. 9 +at Florida | L, 83-58 |
| F. 13 +MISSOURI | L, 78-36 |
| F. 16 +at LSU | L, 80-68 |
| F. 20 +at Alabama | L, 64-56 |
| F. 23 +VANDERBILT | L, 72-31 |
| F. 27 +at Kentucky | L, 85-55 |
| M. 2 +OLE MISS | W, 73-67 |
| M. 6 +at South Carolina | L, 79-72 |
| M. 9 +AUBURN | OT W, 74-71 |
| M. 13 South Carolina* | W, 70-59 |
| M. 14 Tennessee* | L, 69-53 |

Rick Ray vs. All Opponents

| | |
|--------------------------|--------------|
| Alabama | 0-3 |
| Alabama A&M | 0-1 |
| Alcorn State | 1-0 |
| Arkansas | 0-2 |
| Auburn | 2-1 |
| Central Arkansas | 1-0 |
| Florida | 0-3 |
| Florida Atlantic | 1-0 |
| Florida A&M | 1-0 |
| Florida Gulf Coast | 1-0 |
| Georgia | 1-1 |
| Jackson State | 1-0 |
| Kennesaw State | 1-0 |
| Kentucky | 0-3 |
| Loyola Chicago | 1-1 |
| LSU | 0-3 |
| Marquette | 0-1 |
| Maryland Eastern Shore | 1-0 |
| Mississippi Valley State | 1-0 |
| Missouri | 0-1 |
| New Orleans | 1-0 |
| North Carolina | 0-1 |
| Ole Miss | 2-2 |
| Prairie View A&M | 1-0 |
| Providence | 0-1 |
| South Carolina | 2-1 |
| South Florida | 1-0 |
| Southeastern Louisiana | 1-0 |
| TCU | 0-1 |
| Tennessee | 0-2 |
| Texas | 0-1 |
| Troy | 0-1 |
| Texas A&M | 1-2 |
| Texas-San Antonio | 1-0 |
| UNLV | 0-1 |
| Utah State | 0-1 |
| Vanderbilt | 0-2 |
| TOTAL: | 23-36 |

MSU Under Rick Ray

| | 2013-14 | Total |
|--|---------|-------|
| Leads at Halftime | 10-1 | 18-4 |
| Trails at Halftime | 2-12 | 2-31 |
| Is Tied at Halftime | 1-1 | 3-1 |
| Shoots 45% or better from the field | 9-4 | 14-6 |
| Shoots less than 45% from the field | 4-10 | 9-28 |
| Opp. shoots less than 45% from the field | 8-3 | 18-10 |
| Opp. shoots 45% or better from the field | 5-11 | 5-27 |
| Outrebounds (or ties) the opponent | 9-3 | 13-8 |
| Outrebounded by the opponent | 4-11 | 10-28 |
| Fewer (or ties) TOs than opponent | 9-5 | 15-13 |
| More TOs than opponent | 4-9 | 8-23 |
| Holds opponents to 65 points or less | 8-2 | 15-7 |
| In games decided by 10 points or less | 8-5 | 11-13 |
| All Games | 13-14 | 23-36 |
| Home Games | 11-5 | 18-12 |
| Road Games | 0-8 | 1-19 |
| Neutral-sites | 2-1 | 4-5 |
| Non-SEC Games | 10-3 | 15-10 |
| Non-SEC Home Games | 8-1 | 12-2 |
| Non-SEC Road Games | 0-1 | 0-4 |
| Non-SEC Neutral-site Games | 2-1 | 3-4 |
| SEC Games | 3-11 | 7-25 |
| SEC Home Games | 3-4 | 6-10 |
| SEC Road Games | 0-7 | 1-15 |
| SEC Tournament | | 1-1 |
| November Games | 4-1 | 6-5 |
| December Games | 5-2 | 6-5 |
| January Games | 4-4 | 7-9 |
| February Games | 0-7 | 0-15 |
| March Games | | 3-2 |
| Monday Games | 0-1 | 0-2 |
| Tuesday Games | 2-0 | 5-1 |
| Wednesday Games | 2-5 | 4-14 |
| Thursday Games | 3-2 | 4-3 |
| Friday Games | 2-0 | 2-1 |
| Saturday Games | 2-6 | 6-13 |
| Sunday Games | 2-0 | 2-1 |
| Overtime Games | 2-0 | 3-1 |
| Television Games | 4-13 | 10-33 |
| Games vs. Ranked Opponents | 0-3 | 0-7 |

MISSISSIPPI STATE BY THE NUMBERS

| GAME-BY-GAME SPECIALTY STATS (MSU First) | | | | | | GAME-BY-GAME LEAD/DEFICIT | | | |
|--|--------------|--------------|---------------|-------------------|-------------------|---------------------------|---------------------|------------------------|--------------------|
| <i>Opponent</i> | <i>Bench</i> | <i>Paint</i> | <i>Off TO</i> | <i>2nd Chance</i> | <i>Fast Break</i> | <i>Opponent</i> | <i>Largest Lead</i> | <i>Largest Deficit</i> | <i>Final Score</i> |
| Prairie View | 20/23 | 42/26 | 26/12 | 17/12 | 6/6 | Prairie View | 16 (45-29, 2nd) | Never Trailed | W, 71-56 |
| Kennesaw State | 24/15 | 34/24 | 27/13 | 12/6 | 18/2 | Kennesaw State | 23 (78-55, 2nd) | 4 (14-18, 1st) | W, 78-55 |
| Mississippi Valley | 31/19 | 54/36 | 16/6 | 13/7 | 18/6 | Mississippi Valley | 27 (93-66, 2nd) | Never Trailed | W, 94-72 |
| Utah State | 19/24 | 34/18 | 16/18 | 8/16 | 6/6 | Utah State | Never Led | 21 (66-87, 2nd) | L, 87-68 |
| Jackson State | 19/17 | 32/28 | 13/12 | 14/11 | 2/0 | Jackson State | 5 (39-34, 2nd) | 7 (0-7, 1st) | W, 58-56 |
| Loyola | 26/19 | 26/34 | 18/12 | 6/7 | 2/2 | Loyola | 6 (44-38, 2nd) | 7 (11-18, 1st) | W, 65-64 OT |
| TCU | 23/31 | 34/24 | 12/17 | 12/3 | 6/8 | TCU | 2 (2-0, 1st) | 18 (27-45, 2nd) | L, 71-61 |
| SE Louisiana | 23/18 | 34/32 | 12/13 | 5/12 | 8/0 | SE Louisiana | 12 (12-2, 1st) | 6 (36-42, 2nd) | W, 68-62 |
| Florida A&M | 21/37 | 28/28 | 14/6 | 13/11 | 6/8 | Florida A&M | 26 (57-31, 2nd) | Never Trailed | W, 78-65 |
| Florida Gulf Coast | 25/4 | 30/32 | 16/15 | 10/5 | 6/4 | Florida Gulf Coast | 15 (59-44, 2nd) | 1 (7-8, 1st) | W, 66-53 |
| South Florida | 26/9 | 30/28 | 20/15 | 6/8 | 8/8 | South Florida | 9 (31-22, 1st) | 7 (5-12, 1st) | W, 71-66 |
| UNLV | 26/32 | 52/24 | 20/12 | 10/12 | 12/6 | UNLV | 5 (10-5, 1st) | 24 (46-70, 2nd) | L, 82-66 |
| Maryland E. Shore | 14/20 | 44/28 | 6/20 | 20/12 | 6/4 | Maryland E. Shore | 19 (48-29, 2nd) | 2 (8-10, 1st) | W, 78-63 |
| Kentucky | 29/26 | 36/46 | 8/19 | 7/17 | 16/10 | Kentucky | 10 (12-2, 1st) | 24 (54-76, 2nd) | L, 85-63 |
| Ole Miss | 25/13 | 24/24 | 25/8 | 7/13 | 10/6 | Ole Miss | 11 (47-36, 2nd) | 6 (0-6, 1st) | W, 76-72 |
| Alabama | 16/21 | 34/36 | 11/17 | 6/8 | 4/6 | Alabama | 2 (2-0, 1st) | 23 (42-65, 2nd) | L, 80-61 |
| Texas A&M | 6/23 | 44/26 | 18/16 | 9/7 | 16/0 | Texas A&M | 11 (81-70, OT) | 10 (42-52, 2nd) | W, 81-72 OT |
| Auburn | 28/0 | 28/36 | 15/13 | 6/11 | 8/4 | Auburn | 13 (73-60, 2nd) | 9 (6-15, 1st) | W, 82-74 |
| Ole Miss | 33/19 | 30/38 | 10/11 | 7/10 | 7/10 | Ole Miss | Never Led | 21 (32-53, 2nd) | L, 82-63 |
| Florida | 8/16 | 26/32 | 8/14 | 7/11 | 4/2 | Florida | 1 (14-13, 1st) | 13 (34-47, 2nd) | L, 62-51 |
| Vanderbilt | 11/3 | 16/26 | 9/24 | 6/4 | 2/10 | Vanderbilt | 6 (8-2, 1st) | 13 (21-34, 2nd) | L, 55-49 |
| Texas A&M | 13/17 | 14/40 | 1/22 | 7/5 | 0/8 | Texas A&M | 3 (11-8, 1st) | 20 (43-63, 2nd) | L, 72-52 |
| Kentucky | 12/19 | 30/40 | 3/12 | 4/14 | 8/2 | Kentucky | 4 (17-13, 1st) | 12 (39-51, 2nd) | L, 69-59 |
| Georgia | 18/26 | 30/40 | 19/14 | 10/8 | 6/4 | Georgia | 14 (22-8, 1st) | 23 (51-74) | L, 75-55 |
| Auburn | 34/8 | 32/42 | 11/30 | 9/9 | 8/11 | Auburn | 7 (19-12, 1st) | 21 (35-56, 2nd) | L, 92-82 |
| LSU | 26/16 | 40/38 | 21/20 | 16/18 | 8/4 | LSU | Never Led | 20 (4-24, 1st) | L, 92-81 |
| Arkansas | 26/34 | 38/30 | 9/19 | 17/11 | 10/10 | Arkansas | 2 (2-0, 1st) | 15 (56-71, 2nd) | L, 73-69 |
| Tennessee | | | | | | Tennessee | | | |
| Missouri | | | | | | Missouri | | | |
| Georgia | | | | | | Georgia | | | |
| South Carolina | | | | | | South Carolina | | | |
| SEC Tournament | | | | | | SEC Tournament | | | |

Mississippi State Scoring By The Half

| Team | 1st Half | 2nd Half |
|--------------------------|----------|----------|
| Prairie View | 38 | 33 |
| Kennesaw State | 35 | 43 |
| Mississippi Valley State | 44 | 50 |
| Utah State | 28 | 40 |
| Jackson State | 23 | 35 |
| Loyola | 29 | 27 |
| TCU | 22 | 39 |
| Southeastern Louisiana | 32 | 36 |
| Florida A&M | 42 | 36 |
| Florida Gulf Coast | 32 | 34 |
| South Florida | 38 | 33 |
| UNLV | 24 | 42 |
| Maryland Eastern Shore | 29 | 48 |
| Kentucky | 40 | 23 |
| Ole Miss | 43 | 33 |
| Alabama | 26 | 35 |
| Texas A&M | 27 | 54 |
| Auburn | 34 | 48 |
| Ole Miss | 27 | 36 |
| Florida | 26 | 25 |
| Vanderbilt | 21 | 28 |
| Texas A&M | 26 | 26 |
| Kentucky | 23 | 36 |
| Georgia | 27 | 28 |
| Auburn | 25 | 57 |
| LSU | 31 | 50 |
| Arkansas | 35 | 34 |

Lowest First Half: 21, Vanderbilt
Highest First Half: 57, Auburn
Lowest Second Half: 23, Kentucky
Highest Second Half: 54, Texas A&M

Opponent Scoring By The Half

| Team | 1st Half | 2nd Half |
|--------------------------|----------|----------|
| Prairie View | 28 | 28 |
| Kennesaw State | 31 | 24 |
| Mississippi Valley State | 29 | 43 |
| Utah State | 44 | 43 |
| Jackson State | 28 | 28 |
| Loyola | 29 | 27 |
| TCU | 34 | 37 |
| Southeastern Louisiana | 33 | 29 |
| Florida A&M | 27 | 38 |
| Florida Gulf Coast | 24 | 29 |
| South Florida | 35 | 31 |
| UNLV | 42 | 40 |
| Maryland Eastern Shore | 20 | 43 |
| Kentucky | 37 | 48 |
| Ole Miss | 36 | 36 |
| Alabama | 38 | 42 |
| Texas A&M | 26 | 46 |
| Auburn | 25 | 49 |
| Ole Miss | 38 | 44 |
| Florida | 27 | 35 |
| Vanderbilt | 25 | 30 |
| Texas A&M | 26 | 46 |
| Kentucky | 32 | 36 |
| Georgia | 28 | 47 |
| Auburn | 40 | 52 |
| LSU | 42 | 50 |
| Arkansas | 39 | 34 |

Lowest First Half: 20, Maryland Eastern Shore
Highest First Half: 44, Utah State
Lowest Second Half: 24, Kennesaw State
Highest Second Half: 52, Auburn

MISSISSIPPI STATE BY THE NUMBERS

MSU'S 2013-14 RECORD WHEN . . .

| | |
|--|------|
| Leads at Halftime | 10-1 |
| Trails at Halftime | 2-12 |
| Is Tied at Halftime | 1-1 |
| Shoots 45% or better from the field | 9-4 |
| Shoots less than 45% from the field | 4-10 |
| Opp. shoots less than 45% from the field | 8-3 |
| Opp. shoots 45% or better from the field | 5-11 |
| Outrebounds (or ties) the opponent | 9-3 |
| Outrebounded by the opponent | 4-11 |
| Fewer (or ties) TOs than opponent | 9-5 |
| More TOs than opponent | 4-9 |
| Holds opponents to 65 points or less | 8-2 |
| In games decided by 10 points or less | 8-5 |

MSU'S 2013-14 RECORD IN . . .

| | |
|----------------------------|-------|
| All Games | 13-14 |
| Home Games | 11-5 |
| Road Games | 0-8 |
| Neutral-sites | 2-1 |
| Non-SEC Games | 10-3 |
| Non-SEC Home Games | 8-1 |
| Non-SEC Road Games | 0-1 |
| Non-SEC Neutral-site Games | 2-1 |
| SEC Games | 3-11 |
| SEC Home Games | 3-4 |
| SEC Road Games | 0-7 |
| SEC Tournament | 0-0 |
| November Games | 4-1 |
| December Games | 5-2 |
| January Games | 4-4 |
| February Games | 0-7 |
| March Games | 0-0 |
| Monday Games | 0-1 |
| Tuesday Games | 2-0 |
| Wednesday Games | 2-5 |
| Thursday Games | 3-2 |
| Friday Games | 2-0 |
| Saturday Games | 2-5 |
| Sunday Games | 2-0 |
| Overtime Games | 2-0 |
| Television Games | 4-13 |
| Games vs. Ranked Opponents | 0-3 |

MISC. 2013-14 TEAM STATS

Largest Lead Surrendered in Loss:

14, Georgia (2-12-14)

Largest Deficit Overcome in Win:

10, Texas A&M (1-18-14)

Largest Lead at Anytime:

27, Mississippi Valley State (11-19-13)

Largest Deficit Anytime:

24, UNLV (12-23-13)

MISCELLANEOUS MSU INDIVIDUAL STATISTICS

| | |
|---|--|
| Games Scoring in Double Figures: | Sword 21, Borchert 12, Johnson 15, Ware 11, Thomas 9, Ready 6, Bloodman 8, Applewhite 2 |
| Games Scoring 20-plus Points: | Sword 4, Ware 3, Johnson 2, Borchert 2, Thomas |
| Games Scoring 30-plus Points: | Sword |
| Games Rebounding in Double Figures: | Ware 9, Johnson, Applewhite |
| Games With Double Figures in Assists: | |
| Games With Double-Doubles: | Ware 7, Johnson, Applewhite |
| Games With Triple-Doubles: | |
| Games As Team High Scorer (or co-leader): | Sword 12, Ware 5, Thomas 4, Johnson 3, Borchert 3, Ready, Sword, Bloodman |
| Games As Team High Rebounder (or co-leader): | Ware 15, Johnson 6, Borchert 3, Applewhite, Sword, Davis, Thomas, Bloodman |
| Games As Team Leader in Assists (or co-leader): | Ready 9, Bloodman 8, Sword 8, Applewhite 2, Borchert 2, Davis 2, Thomas, Cunningham 3 |
| Games As Team Leader in Steals (or co-leader): | Sword 15, Ready 7, Thomas 5, Borchert 5, Bloodman 4, Ware 4, Applewhite 2, Johnson 2, Cunningham |
| Games As Team Leader in Blocks (or co-leader): | Borchert 13, Thomas 11, Sword 6, Ware 23, Applewhite, Johnson 2 |
| Games As Team Leader in Turnovers (or co-leader): | Sword 16, Applewhite 4, Thomas 3, Borchert 3, Bloodman 3, Ready, Ware, Johnson |

MSU'S RECORD BY STARTING LINEUP

| | |
|--|-----|
| Ready, Applewhite, Sword, Borchert, Ware | 4-1 |
| Ready, Thomas, Sword, Borchert, Ware | 3-5 |
| Bloodman, Thomas, Sword, Borchert, Ware | 5-7 |
| Ready, Applewhite, Sword, Ware, Johnson | 1-0 |
| Ready, Bloodman, Sword, Ware, Johnson | 0-1 |

GAME-BY-GAME STARTERS

| Opponent | Date | Guard | Guard | Guard | Forward | Forward | Record |
|--------------------|----------|----------|------------|-------|----------|---------|--------|
| Prairie View | 11/08/13 | Ready | Applewhite | Sword | Borchert | Ware | 1-0 |
| Kennesaw State | 11/14/13 | Ready | Thomas | Sword | Borchert | Ware | 2-0 |
| Mississippi Valley | 11/19/13 | Bloodman | Thomas | Sword | Borchert | Ware | 3-0 |
| Utah State | 11/23/13 | Bloodman | Thomas | Sword | Borchert | Ware | 3-1 |
| Jackson State | 11/27/13 | Bloodman | Thomas | Sword | Borchert | Ware | 4-1 |
| Loyola | 12/01/13 | Bloodman | Thomas | Sword | Borchert | Ware | 5-1 |
| TCU | 12/05/13 | Bloodman | Thomas | Sword | Borchert | Ware | 5-2 |
| SE Louisiana | 12/13/13 | Ready | Applewhite | Sword | Johnson | Ware | 6-2 |
| Florida A&M | 12/17/13 | Ready | Applewhite | Sword | Borchert | Ware | 7-2 |
| Florida Gulf Coast | 12/19/13 | Ready | Applewhite | Sword | Borchert | Ware | 8-2 |
| South Florida | 12/22/13 | Ready | Applewhite | Sword | Borchert | Ware | 9-2 |
| UNLV | 12/23/13 | Ready | Applewhite | Sword | Borchert | Ware | 9-3 |
| Maryland E. Shore | 01/02/14 | Ready | Thomas | Sword | Borchert | Ware | 10-3 |
| Kentucky | 01/08/14 | Ready | Thomas | Sword | Borchert | Ware | 10-4 |
| Ole Miss | 01/11/14 | Ready | Thomas | Sword | Borchert | Ware | 11-4 |
| Alabama | 01/15/14 | Ready | Thomas | Sword | Borchert | Ware | 11-5 |
| Texas A&M | 01/18/14 | Bloodman | Thomas | Sword | Borchert | Ware | 12-5 |
| Auburn | 01/22/14 | Bloodman | Thomas | Sword | Borchert | Ware | 13-5 |
| Ole Miss | 01/25/14 | Bloodman | Thomas | Sword | Borchert | Ware | 13-6 |
| Florida | 01/30/14 | Ready | Thomas | Sword | Borchert | Ware | 13-7 |
| Vanderbilt | 02/01/14 | Ready | Thomas | Sword | Borchert | Ware | 13-8 |
| Texas A&M | 02/05/14 | Ready | Thomas | Sword | Borchert | Ware | 13-9 |
| Kentucky | 02/08/14 | Bloodman | Thomas | Sword | Borchert | Ware | 13-10 |
| Georgia | 02/12/14 | Bloodman | Thomas | Sword | Borchert | Ware | 13-11 |
| Auburn | 02/15/14 | Bloodman | Thomas | Sword | Borchert | Ware | 13-12 |
| LSU | 02/19/14 | Bloodman | Thomas | Sword | Borchert | Ware | 13-13 |
| Arkansas | 02/22/14 | Bloodman | Ready | Sword | Johnson | Ware | 13-14 |
| Tennessee | | | | | | | |
| Missouri | | | | | | | |
| Georgia | | | | | | | |
| South Carolina | | | | | | | |
| SEC Tournament | | | | | | | |

2013-14 Win-Loss Differential

| | | | | | | | | | | | | | | | | | | | | | | | | | |
|-------|---|---|---|---|---|---|---|---|---|----|----|----|----|----|----|----|----|----|----|----|----|----|----|----|-----|
| Diff. | 1 | 2 | 3 | 4 | 5 | 6 | 7 | 8 | 9 | 10 | 11 | 12 | 13 | 14 | 15 | 16 | 17 | 18 | 19 | 20 | 21 | 22 | 23 | 24 | 25+ |
| Won | 1 | 1 | | 1 | 1 | 1 | | 1 | 1 | | | 2 | | 2 | | | | | | | | 1 | 1 | | |
| Lost | | | | 1 | | 1 | | | | 2 | 2 | | | | 1 | | | 3 | 2 | | 1 | | | | |

MISSISSIPPI STATE BY THE NUMBERS

Mississippi State In Overtime Games

| | |
|-----------------------------------|------------------------------------|
| This Season | 2-0 |
| Overall Overtime Record | 60-49 |
| Home Overtime Record | 34-21 |
| Road Overtime Record | 18-20 |
| Neutral Site Overtime Record | 8-8 |
| Humphrey Coliseum Overtime Record | 25-16 |
| SEC Tournament Overtime Record | 2-5 |
| Double Overtime Record | 6-5 |
| Four Overtime Record | 0-2 |
| Postseason Overtime Record | 1-0 |
| Last OT Played (10T) | vs. Texas A&M (W, 81-72, 1/18/14) |
| Last Double OT | vs. UMass (L, 101-96, 3/13/12) |
| Last Triple OT | vs. Alabama (L, 79-78, 2/27/11) |
| Last Four OT | vs. Ole Miss (W, 104-102, 1/24/90) |

Mississippi State Coaches In Overtime Games

| | |
|------------------------------|-------|
| Babe McCarthy | 6-5 |
| Home Overtime Record | 2-2 |
| Road Overtime Record | 2-2 |
| Neutral Site Overtime Record | 2-1 |
| Joe Dan Gold | 5-3 |
| Home Overtime Record | 3-3 |
| Road Overtime Record | 1-0 |
| Neutral Site Overtime Record | 1-0 |
| Kermit Davis | 8-6 |
| Home Overtime Record | 5-3 |
| Road Overtime Record | 3-3 |
| Ron Greene | 2-0 |
| Home Overtime Record | 2-0 |
| Jim Hatfield | 3-3 |
| Home Overtime Record | 3-2 |
| Road Overtime Record | 0-1 |
| Bob Boyd | 3-4 |
| Home Overtime Record | 2-1 |
| Road Overtime Record | 1-2 |
| Neutral Site Overtime Record | 0-1 |
| Richard Williams | 15-11 |
| Home Overtime Record | 7-3 |
| Road Overtime Record | 5-5 |
| Neutral Site Overtime Record | 3-3 |
| Rick Stansbury | 15-16 |
| Home Overtime Record | 7-6 |
| Road Overtime Record | 6-7 |
| Neutral Site Overtime Record | 2-3 |
| Rick Ray | 3-1 |
| Home Overtime Record | 3-1 |

OVERTIME FOES

| TEAM | RECORD | TEAM | RECORD |
|----------------------|--------|------------------------|--------|
| Alabama | 6-6 | Morehead State | 1-0 |
| Alaska-Fairbanks | 1-0 | Northeastern Louisiana | 0-1 |
| Arkansas | 2-1 | Northwestern State | 0-1 |
| Auburn | 6-4 | Oklahoma | 1-0 |
| Baylor | 1-0 | Ole Miss | 6-3 |
| BYU | 0-1 | Old Dominion | 0-1 |
| California | 0-1 | San Diego | 0-1 |
| Drake | 1-0 | Santa Clara | 2-0 |
| Florida | 0-3 | Southern Mississippi | 1-0 |
| Florida State | 1-0 | Southwestern Louisiana | 1-0 |
| Georgia | 3-3 | South Alabama | 1-0 |
| Georgia Tech | 1-0 | South Carolina | 3-0 |
| Houston | 0-1 | Tennessee | 6-2 |
| Idaho | 0-1 | Texas | 1-0 |
| Kentucky | 4-5 | Texas A&M | 1-1 |
| Loyola | 1-0 | Troy | 2-0 |
| LSU | 3-4 | Tulane | 0-1 |
| Memphis State | 1-0 | UAB | 0-1 |
| Missouri-Kansas City | 0-1 | UMass | 0-1 |
| Montana | 1-0 | Vanderbilt | 2-5 |

MSU Season and Career Totals

| | 2013-14 | Career |
|------------------------------|------------|------------|
| Double-Figure Scoring | | |
| Gavin Ware | 11 (6-5) | 25 (11-14) |
| Trivante Bloodman | 8 (3-5) | 14 (4-10) |
| Roquez Johnson | 15 (9-6) | 29 (16-13) |
| Craig Sword | 21 (10-11) | 37 (18-19) |
| Fred Thomas | 8 (6-2) | 23 (11-12) |
| Colin Borchert | 12 (8-4) | 25 (13-12) |
| I.J. Ready | 6 (3-3) | 6 (3-3) |
| Cunningham | | 1 (1-0) |
| Dre Applewhite | 2 (2-1) | 2 (1-1) |

20-Plus Point Games

| | | |
|----------------|---------|---------|
| Gavin Ware | 3 (3-0) | 4 (4-0) |
| Craig Sword | 4 (3-1) | 6 (3-3) |
| Colin Borchert | 2 (1-1) | 4 (3-1) |
| Fred Thomas | | 1 (1-0) |
| Roquez Johnson | 2 (2-0) | 2 (2-0) |

30-Plus Point Games

| | | |
|-------------|---------|---------|
| Craig Sword | 1 (0-1) | 1 (0-1) |
|-------------|---------|---------|

10-Plus Rebound Games

| | | |
|----------------|---------|----------|
| Gavin Ware | 8 (6-2) | 11 (8-3) |
| Colin Borchert | | 2 (2-0) |
| Roquez Johnson | 1 (1-0) | 1 (1-0) |
| Dre Applewhite | 1 (1-0) | 1 (1-0) |

Double-Doubles

| | | |
|----------------|---------|---------|
| Gavin Ware | 7 (5-2) | 9 (6-3) |
| Roquez Johnson | 1 (1-0) | 1 (1-0) |
| Colin Borchert | | 1 (1-0) |
| Dre Applewhite | 1 (1-0) | 1 (1-0) |

3-Plus 3-Point Games

| | | |
|------------------|---------|---------|
| Fred Thomas | 5 (3-2) | 9 (5-4) |
| Tyson Cunningham | | 1 (0-1) |
| I.J. Ready | 2 (0-2) | 2 (0-2) |
| Colin Borchert | 6 (3-3) | 9 (5-4) |

10-Plus 3-Point Attempt Games

| | | |
|--------|--|---------|
| Thomas | | 1 (0-1) |
|--------|--|---------|

3-Plus Steal Games

| | | |
|-------------------|---------|----------|
| I.J. Ready | 5 (3-2) | 5 (3-2) |
| Colin Borchert | 1 (0-1) | 4 (2-2) |
| Fred Thomas | 3 (3-0) | 11 (7-4) |
| Craig Sword | 6 (2-4) | 14 (6-8) |
| Roquez Johnson | | 1 (0-1) |
| Tyson Cunningham | | 1 (1-0) |
| Trivante Bloodman | 2 (2-0) | 4 (2-2) |
| Gavin Ware | 1 (1-0) | 1 (1-0) |
| Dre Applewhite | 1 (1-0) | 1 (1-0) |

5-Plus Block Games

| | | |
|------|--|---------|
| Ware | | 1 (0-1) |
|------|--|---------|

5-Plus Made Free Throws

| | | |
|-------------------|---------|----------|
| Trivante Bloodman | 4 (3-1) | 12 (7-5) |
| Roquez Johnson | 5 (4-1) | 13 (8-5) |
| Craig Sword | 8 (5-3) | 13 (8-5) |
| Fred Thomas | 2 (1-1) | 5 (2-3) |
| Gavin Ware | 4 (2-2) | 6 (3-3) |
| Colin Borchert | 3 (3-0) | 4 (4-0) |
| Dre Applewhite | 1 (1-0) | 1 (1-0) |

Note: Record in games in ()

THE LAST TIME . . .

THE LAST TIME AN MSU PLAYER ...

Scored 30 or more points in a game:

32, Ravern Johnson vs. Tenn. St. (11-12-10)

Scored 33 or more points in a game:

33, Craig Sword at LSU (2-19-14)

Scored 34 or more points in a game:

34, Arnett Moultrie vs. UMass (3-13-12)

Scored 35 or more points in a game:

36, Jeff Malone at Ole Miss (2-19-83)

Scored 37 or more points in a game:

39, Jeff Malone vs. Alabama (1-31-83)

Scored 40 or more points in a game:

40, Rickey Brown vs. Auburn (3-7-77)

Scored 20+ points in back-to-back games:

Craig Sword (24 vs. Loyola 12-01-13;

24 vs. TCU (12-05-13)

Scored 20+ points in three-consecutive games:

Craig Sword (24 vs. Loyola, 12-01-13; 24 vs.

TCU, 12-05-13; 22 vs. SELA, 12-13-13)

Scored 20+ points in five-consecutive games:

Jeff Malone, 1982-83 (11 consecutive)

Scored 30+ points in back-to-back games:

Jeff Malone (36 at Ole Miss & 30 vs.

Georgia, 1982-83)

Scored 30+ points in three-consecutive games:

Jeff Malone (33 at LSU; 36 at Ole Miss &

30 vs. Georgia, 1982-83)

Made 10 field goals in a game:

10, Gavin Ware vs. Maryland ES (1-2-14)

Made 11 field goals in a game:

11, Craig Sword at LSU (2-19-14)

Made 12 field goals in a game:

12, Arnett Moultrie vs. UMass (3-13-12)

Made 13 field goals in a game:

13, Horatio Webster vs. SW Missouri St.

(11-23-97)

Made 14 field goals in a game:

14, Cameron Burns at Georgia (1-17-90)

Made 15 or more field goals in a game:

16, Raymond Brown vs. Florida (3-2-85)

Attempted 20 field goals in a game:

20, Ravern Johnson vs. St. Mary's (12-29-10)

Attempted 21 or more field goals in a game:

21, Dee Bost vs. Kentucky (2-16-10)

Attempted 23 or more field goals in a game:

23, Arnett Moultrie vs. UMass (3-13-12)

Attempted 25 field goals in a game:

25, Chuck Evans at Alabama (3-6-93)

Attempted 26 field goals in a game:

26, Tony Watts at Ole Miss (2-22-92)

Attempted 27 or more field goals in a game:

28, Jeff Malone vs. Vanderbilt (1-8-83)

Made six 3-pointers in a game:

6, Dee Bost vs. Old Dominion (11-28-09)

Made seven 3-pointers in a game:

7, Dee Bost vs. Troy (12-10-11)

Made eight or more 3-pointers in a game:

8, Winsome Frazier vs. UMKC (11-23-04)

Attempted 11 3-pointers in a game:

11, Dee Bost vs. Detroit (12-17-11)

Attempted 12 3-pointers in a game:

12, Ravern Johnson vs. ETSU (12-11-10)

Attempted 13 or more 3-pointers in a game:

13, Dee Bost vs. Troy (12-10-11)

Attempted 16 or more 3-pointers in a game:

17, Darryl Wilson vs. Alabama (3-4-95)

Made 14 or more free throws in a game:

14, Trivante Bloodman vs. Auburn (2-15-14)

Made 15 or more free throws in a game:

15, Craig Sword vs. Ole Miss (1-11-14)

Attempted 17 free throws in a game:

17, Jarvis Varnado at Houston (12-19-09)

Attempted 18 free throws in a game:

18, Craig Sword vs. Ole Miss (1-11-14)

Attempted 19 free throws in a game:

19, Carl Nichols vs. SE La. (12-1-88)

Had 16 rebounds in a game:

16, Gavin Ware vs. Maryland ES (1-2-14)

Had 17 rebounds in a game:

17, Jarvis Varnado at San Diego (12-31-09)

Had 18 or more rebounds in a game:

21, Wesley Morgan vs. SE La. (11-28-05)

Had 22 or more rebounds in a game:

23, Rickey Brown vs. Vanderbilt (12-6-79)

Had 24 or more rebounds in a game:

24, Wiley Peck vs. Alabama (1-27-79)

Had 10 or more offensive rebounds in a game:

11, Arnett Moultrie vs. Northwestern State

(12-22-11)

Had 10 or more defensive rebounds in a game:

11, Gavin Ware vs. Maryland ES (1-2-14)

Had 13 or more defensive rebounds in a game:

13, Colin Borchert (3-9-13)

Had 15 or more defensive rebounds in a game:

15, Jarvis Varnado at San Diego (12-31-09)

Had 10 assists in a game:

10, Dee Bost vs. LSU (1-25-11)

Had 11 assists in a game:

11, Dee Bost vs. Vanderbilt (3-11-11)

Had 13 assists in a game:

13, Dee Bost vs. Ole Miss (2-9-12)

Had 14 assists in a game:

14, Gary Ervin vs. Florida A&M (12-20-04)

Had 15 or more assists in a game:

16, Chuck Evans at UMKC (2-23-93)

Had 10 or more turnovers in a game:

10, Charles Rhodes vs. Nicholls (11-11-06)

Had five or more blocks in a game:

5, Gavin Ware at Loyola (12-15-12)

Had seven blocks in a game:

7, Jarvis Varnado at LSU (2-20-10)

Had eight blocks in a game:

8, Jarvis Varnado vs. Alabama (2-24-10)

Had nine blocks in a game:

9, Jarvis Varnado at Vanderbilt (2-3-10)

Had 10 blocks in a game:

10, Jarvis Varnado vs. Arkansas (1-14-10)

Had 10+ blocks in two consecutive games:

Jarvis Varnado (10 vs. Georgia & 10 vs.

Kentucky, 2007-08)

Had five steals in a game:

5, I.J. Ready vs. Florida Gulf Coast (12-19-13)

Had six or more steals in a game:

7, Craig Sword vs. Ole Miss (1-11-14)

LAST TIME AN MSU TEAM...

Scored 100 or more points:

106 vs. Troy (12-10-11)

Scored 100 or more points in an SEC game:

105 vs. Auburn (3-2-04)

Allowed 100 or more points in an SEC game:

115 at Arkansas (2-20-93)

Allowed 100 or more points in non-SEC play:

101 vs. UMass (3-13-12)

Was held to 52 points or less:

52 at Texas A&M (2-5-14)

Was held to 50 points:

50 vs. Alabama (2-25-12)

Was held to 49 points or less:

49 vs. Vanderbilt (2-1-14)

Was held to 45 points or less:

43 vs. Alabama (1-16-13)

Was held to 40 points or less:

36 vs. Missouri (2-13-13)

Was held to 35 points or less:

31 vs. Vanderbilt (2-23-13)

Held opponent to 59 points or less:

59 vs. South Carolina - SECT (3-13-13)

Held opponent to 56 points or less:

56 vs. Jackson State (11-27-13)

Held opponent to 55 points or less:

55 vs. Vanderbilt (2-1-14)

Held opponent to 50 points or less:

46 vs. New Orleans (1-3-13)

Held opponent to 45 points or less:

45 vs. MVSU (12-28-09)

Held opponent to 42 points or less:

42 vs. Texas-San Antonio (12-4-12)

Held opponent to 39 points or less:

39 at LSU (1-9-08)

Shot 50 percent or better from the field:

.500 [26-52] at LSU (2-19-14)

Shot 55 percent or better from the field:

.565 [35-62] vs. New Orleans (1-3-13)

Shot 60 percent or better from the field:

.604 [29-48] vs. Auburn (2-4-12)

Shot 65 percent or better from the field:

.660 [35-53] vs. Western Kentucky (1-5-09)

Was held to less than 35 percent from the field:

.3339 [20-59] vs. Georgia (2-12-14)

Was held to less than 30 percent from the field:

.283 [17-60] vs. North Carolina (11-19-12)

Was held to less than 25 percent from the field:

.175 [7-40] vs. Vanderbilt (2-23-13)

Held opp. to 35 percent or less from the field:

.343 [25-73] vs. Florida A&M (12-17-13)

Held opp. to 30 percent or less from the field:

.273 [15-55] vs. Texas-San Antonio (12-4-12)

Opponent shot 50 percent or better:

.508 [30-59] at LSU (2-19-14)

Made 35 or more field goals:

35 vs. Mississippi Valley State (11-19-13)

Made 40 or more field goals:

40 vs. Troy (12-10-11)

Attempted 70 or more shots from the field:

71 vs. Troy (12-10-11)

Attempted 80 or more shots from the field:

80 at Alabama (2-21-09)

Attempted just 40 shots from the field:

40 vs. Vanderbilt (2-23-13)

Attempted 39 or fewer shots from the field:

39 vs. Vanderbilt (2-12-05)

Made 10 or more 3-pointers:

11 vs. New Orleans (1-3-13)

Made 12 3-pointers:

12 vs. Auburn (2-4-12)

Made 15 3-pointers:

15 vs. North Carolina A&T (12-12-10)

Made 16 3-pointers:

16 vs. Troy (12-10-11)

Did not make a 3-pointer:

[0-10] vs. South Carolina (1-9-13)

Made just one 3-pointer:

vs. Kentucky (2-8-14)

Made just two 3-pointers:

vs. Vanderbilt (2-23-13)

Attempted 10 3-pointers or less:

8 at LSU (2-19-14)

Attempted six 3-pointers or less:

6 at Ole Miss (1-29-03)

Attempted 25 3-pointers:

25 vs. Georgia (2-14-12)

Attempted 26 3-pointers:

26 vs. South Carolina (3-5-11)

Attempted 27 or more 3-pointers:

29 vs. Ole Miss (1-18-12)

Attempted 30 or more 3-pointers:

31 vs. Troy (12-10-11)

Attempted 35 or more 3-pointers:

35 vs. Kentucky (2-16-10)

Made 31 or more free throws:

31 vs. Auburn (1-22-14)

Made 40 or more free throws:

41 vs. LSU (2-11-09)

Made 50 or more free throws:

52 vs. LSU (2-11-09)

Made fewer than five free throws:

4 at Vanderbilt (2-1-14)

Made fewer than four free throws:

3 vs. Baylor (12-28-11)

Made only 1 free throw:

1 vs. Florida (1-30-14)

Attempted 30 or more free throws:

32 vs. Texas A&M (1-18-14)

THE LAST TIME (CONTINUED) . . .

Attempted 35 or more free throws:

36 at LSU (2-19-14)

Attempted 40 or more free throws:

43 vs. Auburn (1-22-14)

Attempted 45 or more free throws:

45 vs. Florida A&M (12-17-13)

Attempted fewer than 10 free throws:

6, vs. Florida (1-30-14)

Had 50 or more rebounds:

51 vs. Prairie View (11-8-13)

Had 55 or more rebounds:

58 vs. Troy (12-10-05)

Had 59 or more rebounds:

59 at Houston (12-19-09)

Had fewer than 25 rebounds:

23 vs. Utah State (11-23-13)

Had 20 or fewer rebounds:

20 vs. Florida (1-26-13)

Had 20 or more assists:

20 vs. Louisiana-Monroe (11-21-11)

Had 21 or more assists:

21 vs. Auburn (2-4-12)

Had 25 or more assists:

25 vs. St. Bonaventure (12-05-09)

Had 30 or more assists:

30 vs. Troy (12-10-11)

Had Fewer Than 5 Assists:

4, Vanderbilt (2-23-13)

Had 20 or more turnovers:

20 vs. South Carolina (3-6-13)

Had 21 or more turnovers:

21 at Auburn (2-15-14)

Had 22 or more turnovers:

23 vs. Alabama (2-20-13)

Had 25 turnovers:

25 vs. UT Martin (11-17-07)

Had 29 or more turnovers:

29 at Arkansas (1-23-13)

Had 30 or more turnovers:

31 at Kentucky (1-7-97)

Had 34 or more turnovers:

34 at Evansville (12-17-75)

Had fewer than 10 turnovers:

9 vs. Auburn (1-22-14)

Had five or fewer turnovers:

5 vs. Florida Atlantic (11-30-10)

Forced 25 or more turnovers

26 vs. Kennesaw State (11-14-13)

Had 10 blocked shots:

10 vs. Tennessee (1-12-12)

Had 11 blocked shots:

11 at Alabama (2-21-09)

Had 12 blocked shots:

12 vs. Troy (11-26-10)

Had 13 blocked shots:

13 vs. Arkansas (1-14-10)

Had 14 blocked shots:

14 vs. Texas-Pan American (11-24-09)

Had 16 blocked shots:

16 vs. Georgia (1-12-08)

Had 10 steals:

10 vs. South Florida (12-22-13)

Had 11 steals:

11 at Auburn (2-15-14)

Had 12 steals:

12 vs. Florida A&M (12-17-13)

Had 13 or more steals:

14 vs. South Carolina (1-9-13)

Had 15 or more steals:

15 vs. Florida Gulf Coast (12-19-13)

Had 17 or more steals:

17 vs. Florida Atlantic (11-13-12)

Had 20 or more steals:

20 vs. Nicholls State (11-17-01)

Had 1 steal or less:

1 vs. Vanderbilt (3-11-11)

CHARTING THE BULLDOGS

| Dunks | | Scored First Points | |
|------------------------|--------------------|----------------------------------|----------------------|
| Gavin Ware | 24 | Colin Borchert | 6 |
| Craig Sword | 13 | Craig Sword | 7 |
| Roquez Johnson | 8 | Gavin Ware | 4 |
| Fred Thomas | 6 | Dre Applewhite | 1 |
| Colin Borchert | 4 | Trivante Bloodman | 3 |
| Charges Drawn | | Fred Thomas | 3 |
| Trivante Bloodman | 14 | I.J. Ready | 2 |
| Craig Sword | 8 | Roquez Johnson | 1 |
| Tyson Cunningham | 6 | How First Points Were Scored | |
| Fred Thomas | 5 | 3-pointer | 5 |
| Dre Applewhite | 2 | Jumper | 10 |
| I.J. Ready | 2 | Layup | 7 |
| Roquez Johnson | 2 | Dunk | |
| Colin Borchert | 1 | Free Throw | 5 |
| Point Distribution (%) | | Final Three Minutes From FT Line | |
| Senior | 302 (16.4 percent) | Trivante Bloodman | 20-23 |
| Junior | 446 (24.2 percent) | Craig Sword | 13-18 |
| Sophomore | 843 (45.7 percent) | Gavin Ware | 8-12 |
| Freshman | 254 (13.8 percent) | Fred Thomas | 11-15 |
| TOTAL: | 1,845 | Roquez Johnson | 6-14 |
| First Sub | | Tyson Cunningham | 2-2 |
| Roquez Johnson | 18 | Applewhite | 2-4 |
| Trivante Bloodman | 7 | I.J. Ready | 5-6 |
| Fred Thomas | 4 | Colin Borchert | 10-12 |
| I.J. Ready | 2 | Tevin Moore | 1-5 |
| Tyson Cunningham | 2 | TOTAL | 78-111 (.703) |
| Jacoby Davis | 2 | | |
| Tevin Moore | 1 | | |

DIFFERENCE BETWEEN WINNING AND LOSING

| Wins | Stat | Losses |
|-------|-----------------|--------|
| 74.2 | Points | 62.9 |
| 63.8 | Opp. Points | 76.9 |
| +10.4 | Scoring Margin | -14.1 |
| 46.4 | FG% | 42.6 |
| 41.8 | Opp. FG% | 48.2 |
| 32.1 | 3FG% | 29.4 |
| 29.2 | Opp. 3FG% | 33.1 |
| 65.4 | FT% | 66.2 |
| 73.0 | Opp. FT% | 71.7 |
| 36.1 | Rebounds | 30.5 |
| 33.5 | Opp. Rebounds | 36.4 |
| +2.6 | Rebound Margin | -5.9 |
| 13.4 | Assists | 11.4 |
| 13.3 | Turnovers | 14.8 |
| +3.1 | Turnover Margin | -1.9 |
| 9.5 | Steals | 6.6 |
| 3.5 | Blocks | 2.0 |

SEC ROAD RECORDS LAST 16 YEARS

| Team | Record | Pct. |
|------------------------------|--------------|-------------|
| 1. Kentucky | 77-51 | .602 |
| 2. Florida | 72-57 | .558 |
| 3. Tennessee | 57-71 | .445 |
| T4. Mississippi State | 41-87 | .320 |
| T4. Vanderbilt | 41-87 | .320 |
| 6. LSU | 38-90 | .297 |
| 7. Alabama | 36-91 | .283 |
| 8. Georgia | 32-96 | .250 |
| 9. Ole Miss | 31-97 | .242 |
| 10. Auburn | 29-99 | .227 |
| 11. Arkansas | 26-102 | .203 |
| 12. South Carolina | 25-103 | .195 |
| 13. Texas A&M | 4-12 | .250 |
| 14. Missouri | 4-13 | .235 |

1 FRED THOMAS



Sophomore • Guard

6-5 • 206

JACKSON, MS

Jim Hill High School

Things To Note . . .

Did not play against Prairie View due to an NCAA-mandated one-game suspension. ... Responded by scoring a game-high 17 points against Kennesaw State. ... Totaled 11 points vs. JSU. ... Blocked a last-second shot in overtime to preserve a win against Loyola. ... Recorded 10 points and three steals against Florida Gulf Coast. ... Tied a career-high four made 3-pointers against South Florida. ... Totaled 10 points vs. UMES to go over 400 for his career. ... Tied season high with 3 assists vs. Ole Miss and had 13 points vs. TAMU. ... Scored 14 points and tied a career-high with 3 blocks against Auburn. ... Led team with 16 points at Vanderbilt. ... Scored 5 points last two games played. ... DNP vs. Arkansas.

2013-14 Game-By-Game

| Opponent | MIN | FG | Pct. | 3FG | Pct. | FT | Pct. | O-D-R | PF | A | TO | B | S | PTS |
|------------------------------|-------|------|------|-----|------|-----|-------|-------|----|---|----|---|---|-----|
| N8 Prairie View | -DNP- | | | | | | | | | | | | | |
| N14 Kennesaw State | 30 | 6-14 | .429 | 4-8 | .500 | 1-4 | .250 | 2-1-3 | 3 | 3 | 0 | 1 | 3 | 17 |
| N19 Mississippi Valley State | 27 | 3-9 | .333 | 1-3 | .333 | 1-1 | 1.000 | 0-1-1 | 2 | 1 | 3 | 0 | 2 | 8 |
| N23 Utah State | 32 | 1-5 | .200 | 0-2 | .000 | 0-1 | .000 | 0-2-2 | 2 | 2 | 3 | 2 | 0 | 2 |
| N27 Jackson State | 33 | 3-10 | .300 | 1-4 | .250 | 4-5 | .800 | 0-6-6 | 3 | 0 | 2 | 0 | 0 | 11 |
| D1 Loyola | 37 | 3-8 | .375 | 1-4 | .250 | 0-2 | .000 | 0-3-3 | 3 | 0 | 3 | 1 | 0 | 7 |
| D5 TCU | 24 | 0-4 | .000 | 0-3 | .000 | 1-2 | .500 | 0-3-3 | 2 | 2 | 2 | 2 | 1 | 1 |
| D13 Southeastern Louisiana | 25 | 3-10 | .300 | 0-1 | .000 | 2-2 | 1.000 | 0-6-6 | 1 | 0 | 2 | 1 | 2 | 8 |
| D17 Florida A&M | 26 | 2-11 | .182 | 0-6 | .000 | 1-2 | .500 | 1-5-6 | 1 | 3 | 1 | 1 | 1 | 5 |
| D19 Florida Gulf Coast | 31 | 3-9 | .333 | 3-8 | .375 | 1-2 | .500 | 1-2-3 | 1 | 0 | 1 | 0 | 3 | 10 |
| D22 South Florida | 28 | 4-8 | .500 | 4-7 | .571 | 2-2 | 1.000 | 0-2-2 | 0 | 2 | 0 | 0 | 1 | 14 |
| D23 UNLV | 29 | 3-9 | .333 | 0-4 | .000 | 0-0 | .000 | 0-4-4 | 1 | 1 | 0 | 0 | 2 | 6 |
| J2 Maryland Eastern Shore | 35 | 4-10 | .400 | 2-5 | .400 | 0-0 | .000 | 0-3-3 | 2 | 2 | 2 | 2 | 1 | 10 |
| J8 Kentucky | 29 | 1-8 | .125 | 1-4 | .250 | 0-0 | .000 | 0-1-1 | 2 | 2 | 2 | 0 | 0 | 3 |
| J11 Ole Miss | 26 | 2-9 | .222 | 1-7 | .143 | 1-2 | .500 | 0-2-2 | 2 | 3 | 1 | 1 | 0 | 6 |
| J15 Alabama | 31 | 3-8 | .375 | 2-4 | .500 | 0-0 | .000 | 0-3-3 | 1 | 0 | 0 | 1 | 1 | 8 |
| J18 Texas A&M | 41 | 6-10 | .600 | 1-2 | .500 | 0-1 | .000 | 1-4-5 | 3 | 2 | 3 | 0 | 3 | 13 |
| J22 Auburn | 36 | 3-7 | .429 | 1-5 | .200 | 7-8 | .875 | 0-3-3 | 3 | 2 | 3 | 3 | 1 | 14 |
| J25 Ole Miss | 29 | 3-8 | .375 | 3-6 | .500 | 0-0 | .000 | 0-1-1 | 2 | 2 | 0 | 1 | 0 | 9 |
| J30 Florida | 18 | 0-2 | .000 | 0-2 | .000 | 0-0 | .000 | 0-0-0 | 2 | 2 | 1 | 0 | 0 | 0 |
| F1 Vanderbilt | 32 | 6-10 | .600 | 3-4 | .750 | 1-2 | .500 | 0-1-1 | 0 | 2 | 2 | 1 | 1 | 16 |
| F5 Texas A&M | 30 | 2-7 | .286 | 1-5 | .200 | 5-5 | 1.000 | 0-4-4 | 1 | 3 | 0 | 2 | 0 | 10 |
| F8 Kentucky | 32 | 2-9 | .222 | 0-3 | .000 | 2-4 | .500 | 0-4-4 | 1 | 1 | 1 | 1 | 0 | 6 |
| F12 Georgia | 28 | 3-7 | .429 | 1-5 | .200 | 2-5 | .400 | 2-4-6 | 2 | 1 | 0 | 1 | 1 | 9 |
| F15 Auburn | 31 | 1-7 | .143 | 1-4 | .250 | 1-2 | .500 | 1-0-1 | 3 | 0 | 2 | 0 | 0 | 4 |
| F19 LSU | 16 | 0-0 | .000 | 0-0 | .000 | 1-2 | .500 | 0-1-1 | 0 | 0 | 2 | 0 | 0 | 1 |
| F22 Arkansas | -DNP- | | | | | | | | | | | | | |
| F26 Tennessee | | | | | | | | | | | | | | |
| M1 Missouri | | | | | | | | | | | | | | |
| M5 Georgia | | | | | | | | | | | | | | |
| M8 South Carolina | | | | | | | | | | | | | | |
| M13 SECT | | | | | | | | | | | | | | |

Season & MSU Highs

Points

Season: 17, Kennesaw State (11-14-13)
 Career: 21, South Carolina (3-13-13)

Field Goals Made

Season: 6, three times,
 last vs. Vanderbilt (2-1-14)
 Career: 6, eight times,
 last vs. Vanderbilt (2-1-14)

Field Goals Attempted

Season: 14, Kennesaw State (11-14-13)
 Career: 15, Marquette (11-20-12)

3-Point FG Made

Season: 4, twice,
 last vs. South Florida (12-22-13)
 Career: 4, four times,
 last vs. South Florida (12-22-13)

3-Point FG Attempted

Season: 8, twice,
 last vs. Florida Gulf Coast (12-19-13)
 Career: 10, twice,
 last vs. Providence (12-1-12)

Free Throws Made

Season: 7, Auburn (1-22-14)
 Career: 8, Florida (1-26-13)

Free Throws Attempted

Season: 8, Auburn (1-22-14)
 Career: 9, Florida (1-26-13)

Rebounds

Season: 6, four times,
 last vs. Georgia (2-12-14)
 Career: 7, Central Arkansas (12-22-12)

Assists

Season: 3, four times,
 last vs. Texas A&M (2-5-14)
 Career: 4, twice,
 last vs. South Carolina (3-6-13)

Blocks

Season: 3, Auburn (1-22-14)
 Career: 3, four times,
 last vs. Auburn (1-22-14)

Steals

Season: 3, three times,
 last vs. Texas A&M (1-18-14)
 Career: 7, Florida (1-26-13)

Minutes

Season: 41, Texas A&M (1-18-14)
 Career: 41, Texas A&M (1-18-14)

CAREER STATS FOR FRED THOMAS

| Year | GP-GS | Min/Avg | FG-FGA | Pct | 3FM-3GA | Pct | FT-FTA | Pct | Rebs | PF-D | Asst | TO | Blk | Stl | Pts/Avg |
|---------|-------|-----------|---------|------|---------|------|--------|------|---------|------|------|----|-----|-----|---------|
| 2012-13 | 32-19 | 917/28.7 | 103-314 | .328 | 41-172 | .238 | 62-78 | .795 | 112-3.5 | 45-1 | 43 | 49 | 27 | 56 | 309/9.7 |
| 2013-14 | 25-20 | 736/29.4 | 67-199 | .337 | 31-106 | .292 | 33-54 | .611 | 74-3.0 | 43-0 | 36 | 36 | 21 | 23 | 198/7.9 |
| TOTAL | 57-39 | 1653/29.0 | 170-513 | .331 | 72-278 | .259 | 95-132 | .720 | 186-3.3 | 88-1 | 79 | 85 | 48 | 79 | 507/8.9 |

3 COLIN BORCHERT



Senior • Forward

6-8 • 231

Phoenix, AZ

East Mississippi CC

Things To Note . . .

15 points and 4 rebounds vs. Kennesaw State. ... Season-high 7 rebounds vs. SE Louisiana. ... In Las Vegas scored 11 and 12 points against South Florida and UNLV, respectively. ... Had career highs in points (22) and assists (5) vs. UMEs, while also collecting 200th-career rebound. ... Tied season high with 3 blocks vs. Ole Miss and reached 400 points for his career. ... Had 14 points, 4 assists vs. TAMU. ... Scored 17 points vs. Auburn ... Recorded a season-high 3 steals at Ole Miss. ... Led team with 15 points and tied a season-high with 7 rebounds vs. Florida. ... Played career-high 37 minutes at Vanderbilt and tied season-high with 7 assists at Texas A&M. ... 21 points and 7 rebounds vs. Arkansas.

2013-14 Game-By-Game

| Opponent | MIN | FG | Pct. | 3FG | Pct. | FT | Pct. | O-D-R | PF | A | TO | B | S | PTS |
|------------------------------|-----|------|------|-----|------|-----|-------|-------|----|---|----|---|---|-----|
| N8 Prairie View | 24 | 2-5 | .400 | 1-3 | .333 | 2-2 | 1.000 | 2-2-4 | 3 | 0 | 0 | 1 | 1 | 7 |
| N14 Kennesaw State | 29 | 5-13 | .385 | 3-7 | .429 | 2-2 | 1.000 | 1-3-4 | 4 | 1 | 2 | 2 | 1 | 15 |
| N19 Mississippi Valley State | 31 | 6-13 | .462 | 2-5 | .400 | 0-0 | .000 | 1-3-4 | 2 | 4 | 1 | 2 | 1 | 14 |
| N23 Utah State | 23 | 6-12 | .500 | 3-7 | .429 | 0-0 | .000 | 0-1-1 | 3 | 1 | 2 | 0 | 0 | 15 |
| N27 Jackson State | 30 | 3-6 | .500 | 0-2 | .000 | 0-0 | .000 | 1-4-5 | 4 | 0 | 2 | 2 | 1 | 6 |
| D1 Loyola | 32 | 2-8 | .250 | 1-6 | .167 | 1-2 | .500 | 0-0-0 | 5 | 3 | 2 | 0 | 1 | 6 |
| D5 TCU | 15 | 1-4 | .250 | 0-3 | .000 | 0-0 | .000 | 0-2-2 | 4 | 2 | 1 | 1 | 1 | 2 |
| D13 Southeastern Louisiana | 27 | 2-5 | .400 | 1-4 | .250 | 4-4 | 1.000 | 0-7-7 | 3 | 0 | 6 | 2 | 0 | 9 |
| D17 Florida A&M | 29 | 3-7 | .429 | 2-4 | .500 | 2-2 | 1.000 | 0-6-6 | 1 | 1 | 1 | 3 | 2 | 10 |
| D19 Florida Gulf Coast | 29 | 1-7 | .143 | 0-3 | .000 | 0-0 | .000 | 1-4-5 | 3 | 1 | 4 | 0 | 2 | 2 |
| D22 South Florida | 27 | 2-7 | .286 | 1-5 | .200 | 6-8 | .750 | 1-4-5 | 3 | 1 | 2 | 1 | 0 | 11 |
| D23 UNLV | 29 | 6-12 | .500 | 0-4 | .000 | 0-0 | .000 | 3-3-6 | 1 | 1 | 3 | 2 | 2 | 12 |
| J2 Maryland Eastern Shore | 29 | 7-12 | .583 | 2-4 | .500 | 6-6 | 1.000 | 2-3-5 | 0 | 5 | 2 | 1 | 2 | 22 |
| J8 Kentucky | 20 | 2-7 | .286 | 2-5 | .400 | 2-2 | 1.000 | 0-3-3 | 5 | 1 | 0 | 0 | 0 | 8 |
| J11 Ole Miss | 30 | 5-11 | .455 | 3-6 | .500 | 1-2 | .500 | 1-4-5 | 2 | 1 | 0 | 3 | 0 | 14 |
| J15 Alabama | 30 | 3-10 | .300 | 0-3 | .000 | 1-2 | .500 | 0-6-6 | 4 | 2 | 3 | 0 | 0 | 7 |
| J18 Texas A&M | 35 | 4-9 | .444 | 0-2 | .000 | 6-9 | .667 | 1-4-5 | 3 | 4 | 5 | 2 | 1 | 14 |
| J22 Auburn | 34 | 6-12 | .500 | 3-7 | .429 | 2-4 | .500 | 1-3-4 | 2 | 0 | 0 | 2 | 0 | 17 |
| J25 Ole Miss | 24 | 2-5 | .400 | 2-4 | .500 | 0-0 | .000 | 0-4-4 | 3 | 2 | 1 | 1 | 3 | 6 |
| J30 Florida | 35 | 6-12 | .500 | 3-7 | .429 | 0-0 | .000 | 0-7-7 | 1 | 0 | 3 | 0 | 0 | 15 |
| F1 Vanderbilt | 37 | 2-6 | .333 | 1-5 | .200 | 0-0 | .000 | 0-5-5 | 4 | 1 | 2 | 0 | 1 | 5 |
| F5 Texas A&M | 24 | 3-9 | .333 | 1-3 | .333 | 0-0 | .000 | 3-4-7 | 5 | 0 | 3 | 0 | 1 | 7 |
| F8 Kentucky | 23 | 2-6 | .333 | 1-3 | .333 | 0-0 | .000 | 1-4-5 | 5 | 1 | 1 | 0 | 0 | 5 |
| F12 Georgia | 28 | 1-8 | .125 | 0-4 | .000 | 0-0 | .000 | 1-4-5 | 1 | 0 | 2 | 0 | 2 | 2 |
| F15 Auburn | 22 | 1-4 | .250 | 0-2 | .000 | 1-2 | .500 | 0-3-3 | 2 | 2 | 3 | 1 | 1 | 3 |
| F19 LSU | 6 | 0-2 | .000 | 0-0 | .000 | 0-0 | .000 | 0-0-0 | 5 | 0 | 2 | 0 | 0 | 0 |
| F22 Arkansas | 31 | 8-12 | .667 | 5-6 | .833 | 0-0 | .000 | 1-6-7 | 2 | 2 | 1 | 1 | 1 | 21 |
| F26 Tennessee | | | | | | | | | | | | | | |
| M1 Missouri | | | | | | | | | | | | | | |
| M5 Georgia | | | | | | | | | | | | | | |
| M8 South Carolina | | | | | | | | | | | | | | |
| M13 SECT | | | | | | | | | | | | | | |

Season & MSU Highs

Points

Season: 22, Maryland ES (1-2-14)
 Career: 22, Maryland ES (1-2-14)

Field Goals Made

Season: 8, Arkansas (2-22-14)
 Career: 8, twice,
 last vs. Arkansas (2-22-14)

Field Goals Attempted

Season: 13, twice,
 last vs. MVSU (11-19-13)
 Career: 16, Tennessee (3-14-13)

3-Point FG Made

Season: 5, Arkansas (2-22-14)
 Career: 5, Arkansas (2-22-14)

3-Point FG Attempted

Season: 7, multiple times,
 last vs. Florida (1-30-14)
 Career: 7, multiple times,
 last vs. Florida (1-30-14)

Free Throws Made

Season: 6, three times,
 last vs. Texas A&M (1-18-14)
 Career: 6, three times,
 last vs. Texas A&M (1-18-14)

Free Throws Attempted

Season: 8, South Florida (12-22-13)
 Career: 8, twice,
 last vs. South Florida (12-22-13)

Rebounds

Season: 7, four times,
 last vs. Arkansas (2-22-14)
 Career: 13, Auburn (3-9-13)

Assists

Season: 5, MD Eastern Shore (1-2-14)
 Career: 5, MD Eastern Shore (1-2-14)

Blocks

Season: 3, twice,
 last vs. Ole Miss (1-11-14)
 Career: 4, South Carolina (1-9-13)

Steals

Season: 3, Ole Miss (1-25-14)
 Career: 5, New Orleans (1-3-13)


Minutes

Season: 37, Vanderbilt (2-1-14)
 Career: 37, Vanderbilt (2-1-14)

CAREER STATS FOR COLIN BORCHERT

| Year | GP-GS | Min/Avg | FG-FGA | Pct | 3FM-3GA | Pct | FT-FTA | Pct | Rebs | PF-D | Asst | TO | Blk | Stl | Pts/Avg |
|---------|-------|-----------|---------|------|---------|------|--------|------|---------|-------|------|-----|-----|-----|---------|
| 2012-13 | 29-24 | 783/27.0 | 100-242 | .413 | 33-98 | .337 | 27-41 | .659 | 146-5.0 | 83-4 | 37 | 66 | 36 | 33 | 260/9.0 |
| 2013-14 | 27-25 | 733/27.1 | 91-224 | .406 | 37-114 | .325 | 36-47 | .766 | 120-4.4 | 80-5 | 36 | 54 | 27 | 24 | 255/9.4 |
| TOTAL | 56-49 | 1516/27.1 | 191-466 | .410 | 70-212 | .330 | 63-88 | .716 | 266-4.8 | 163-9 | 73 | 120 | 63 | 57 | 515/9.2 |

4 TRIVANTE BLOODMAN



Junior • Guard



Olney Central College

Things To Note . . .

Tallied seven points and six rebounds against Prairie View. ... Scored 11 points and grabbed two steals in 16 minutes against Kennesaw State. ... Earned his first start of the season against Mississippi Valley State, tallying a game-high 5 assists and a career-high 4 steals. ... Notched a season-high 6 assists against Utah State. ... Tied his career-high with 13 points at Kentucky. ... Recorded 5 assists and tied his career-high with 13 points vs. Auburn. ... Scored 12 points vs. Kentucky. ... Finished with a career-high 18 points and 9 assists at Auburn. ... 11 points at LSU and 10 points vs. Arkansas.

2013-14 Game-By-Game

| Opponent | MIN | FG | Pct. | 3FG | Pct. | FT | Pct. | O-D-R | PF | A | TO | B | S | PTS |
|------------------------------|-----|-----|-------|-----|-------|-------|-------|-------|----|---|----|---|---|-----|
| N8 Prairie View | 26 | 3-7 | .429 | 0-0 | .000 | 1-2 | .500 | 2-4-6 | 4 | 2 | 0 | 0 | 0 | 7 |
| N14 Kennesaw State | 16 | 2-3 | .667 | 0-0 | .000 | 7-9 | .778 | 1-2-3 | 2 | 0 | 1 | 0 | 2 | 11 |
| N19 Mississippi Valley State | 27 | 4-5 | .800 | 0-0 | .000 | 0-0 | .000 | 1-1-2 | 1 | 5 | 1 | 0 | 4 | 8 |
| N23 Utah State | 19 | 1-4 | .250 | 0-2 | .000 | 0-0 | .000 | 0-0-0 | 4 | 6 | 2 | 0 | 1 | 2 |
| N27 Jackson State | 31 | 2-4 | .500 | 1-2 | .500 | 1-2 | .500 | 0-1-1 | 1 | 2 | 1 | 0 | 2 | 6 |
| D1 Loyola | 39 | 1-2 | .500 | 0-0 | .000 | 0-0 | .000 | 0-1-1 | 2 | 2 | 0 | 0 | 1 | 2 |
| D5 TCU | 25 | 1-4 | .250 | 0-1 | .000 | 0-0 | .000 | 0-1-1 | 3 | 2 | 0 | 0 | 1 | 2 |
| D13 Southeastern Louisiana | 22 | 1-1 | 1.000 | 0-0 | .000 | 2-5 | .400 | 2-2-4 | 0 | 2 | 0 | 0 | 0 | 4 |
| D17 Florida A&M | 21 | 1-3 | .333 | 0-0 | .000 | 8-9 | .889 | 1-2-3 | 1 | 1 | 3 | 0 | 0 | 10 |
| D19 Florida Gulf Coast | 16 | 2-3 | .667 | 0-0 | .000 | 1-1 | 1.000 | 0-0-0 | 1 | 1 | 1 | 0 | 1 | 5 |
| D22 South Florida | 14 | 1-1 | 1.000 | 0-0 | .000 | 0-0 | .000 | 0-1-1 | 0 | 0 | 1 | 0 | 2 | 2 |
| D23 UNLV | 15 | 3-4 | .750 | 0-0 | .000 | 0-0 | .000 | 1-2-3 | 3 | 0 | 2 | 0 | 1 | 6 |
| J2 Maryland Eastern Shore | 13 | 0-1 | .000 | 0-0 | .000 | 3-4 | .750 | 1-0-1 | 1 | 1 | 1 | 1 | 0 | 3 |
| J8 Kentucky | 25 | 5-6 | .833 | 0-0 | .000 | 3-4 | .750 | 0-1-1 | 2 | 2 | 0 | 0 | 1 | 13 |
| J11 Ole Miss | 21 | 1-3 | .333 | 0-2 | .000 | 3-6 | .500 | 0-2-2 | 1 | 3 | 2 | 0 | 2 | 5 |
| J15 Alabama | 30 | 2-5 | .400 | 0-0 | .000 | 2-2 | 1.000 | 1-2-3 | 2 | 5 | 1 | 0 | 0 | 6 |
| J18 Texas A&M | 30 | 1-3 | .333 | 1-1 | 1.000 | 0-0 | .000 | 1-2-3 | 4 | 3 | 2 | 0 | 3 | 3 |
| J22 Auburn | 35 | 3-4 | .750 | 1-1 | 1.000 | 6-8 | .750 | 1-2-3 | 0 | 5 | 4 | 0 | 1 | 13 |
| J25 Ole Miss | 29 | 1-4 | .250 | 0-1 | .000 | 0-1 | .000 | 0-2-2 | 0 | 4 | 1 | 0 | 0 | 2 |
| J30 Florida | 22 | 0-0 | .000 | 0-0 | .000 | 0-2 | .000 | 0-1-1 | 2 | 1 | 1 | 0 | 0 | 0 |
| F1 Vanderbilt | 16 | 2-2 | 1.000 | 1-1 | 1.000 | 0-0 | .000 | 1-1-2 | 1 | 1 | 1 | 0 | 0 | 5 |
| F5 Texas A&M | 23 | 2-4 | .500 | 1-3 | .333 | 0-0 | .000 | 0-1-1 | 1 | 2 | 2 | 0 | 0 | 5 |
| F8 Kentucky | 32 | 3-6 | .500 | 0-0 | .000 | 6-6 | 1.000 | 0-1-1 | 1 | 3 | 2 | 0 | 0 | 12 |
| F12 Georgia | 24 | 2-5 | .400 | 1-3 | .333 | 3-6 | .500 | 0-1-1 | 3 | 2 | 0 | 0 | 0 | 8 |
| F15 Auburn | 28 | 2-3 | .667 | 0-1 | .000 | 14-15 | .933 | 2-4-6 | 3 | 9 | 4 | 0 | 2 | 18 |
| F19 LSU | 34 | 4-7 | .571 | 1-2 | .500 | 2-4 | .500 | 0-2-2 | 1 | 2 | 5 | 0 | 2 | 11 |
| F22 Arkansas | 23 | 3-8 | .375 | 0-1 | .000 | 4-6 | .667 | 0-0-0 | 1 | 2 | 3 | 0 | 1 | 10 |
| F26 Tennessee | | | | | | | | | | | | | | |
| M1 Missouri | | | | | | | | | | | | | | |
| M5 Georgia | | | | | | | | | | | | | | |
| M8 South Carolina | | | | | | | | | | | | | | |
| M13 SECT | | | | | | | | | | | | | | |

Season & MSU Highs

Points

Season: 18, Auburn (2-15-14)
 Career: 18, Auburn (2-15-14)

Field Goals Made

Season: 5, Kentucky (1-8-14)
 Career: 5, Kentucky (1-8-14)

Field Goals Attempted

Season: 8, Arkansas (2-22-14)
 Career: 8, four times,
 last vs. Arkansas (2-22-14)

3-Point FG Made

Season: 1, seven times,
 last vs. LSU (2-19-14)
 Career: 2, Texas (11-21-12)

3-Point FG Attempted

Season: 3, twice,
 last vs. Georgia (2-12-14)
 Career: 3, six times,
 2 last vs. Georgia (2-12-14)

Free Throws Made

Season: 14, Auburn (2-15-14)
 Career: 14, Auburn (2-15-14)

Free Throws Attempted

Season: 15, Auburn (2-15-14)
 Career: 15, Auburn (2-15-14)

Rebounds

Season: 6, twice,
 last vs. Auburn (2-15-14)
 Career: 8, Providence (21-1-12)

Assists

Season: 9, Auburn (2-15-14)
 Career: 9, Auburn (2-15-14)

Blocks

Season:
 Career: 1, Georgia (1-12-13)

Steals

Season: 4, MVSU (11-19-13)
 Career: 4, MVSU (11-19-13)

Minutes

Season: 39, Loyola (12-1-13)
 Career: 39, twice,
 last vs. Loyola (12-1-13)

CAREER STATS FOR TRIVANTE BLOODMAN

| Year | GP-GS | Min/Avg | FG-FGA | Pct | 3FM-3GA | Pct | FT-FTA | Pct | Rebs | PF-D | Asst | TO | Blk | Stl | Pts/Avg |
|---------|-------|-----------|---------|------|---------|------|---------|------|---------|-------|------|-----|-----|-----|---------|
| 2012-13 | 32-32 | 931/29.1 | 51-145 | .352 | 12-43 | .279 | 82-113 | .726 | 104-3.3 | 82-2 | 75 | 88 | 1 | 37 | 196/6.1 |
| 2013-14 | 27-13 | 656/24.3 | 53-102 | .520 | 7-21 | .333 | 66-92 | .717 | 54-2.0 | 45-0 | 68 | 41 | 0 | 28 | 179/6.6 |
| TOTALS | 59-45 | 1587/26.9 | 104-247 | .421 | 19-64 | .297 | 148-205 | .722 | 158-2.7 | 127-2 | 143 | 129 | 1 | 65 | 375/6.4 |

11 JACOBY DAVIS



Freshman • Guard

6-1 • 191

Charlotte, N.C.

West Charlotte HS

Things To Note . . .

Saw first career action against Kennesaw State after missing all of last year with a knee injury. ... Scored first career points vs. Mississippi Valley State on a 3-pointer and finished with 6. ... Logged a career-high 21 minutes against Utah State, scoring five points. ... Also had 6 points vs. JSU. ... Recorded a career-best 2 assists against Loyola. ... Swiped two steals vs. Florida A&M. ... Logged 20 minutes vs. TAMU. ... Scored 5 points and recorded an assist against Auburn. ... Scored 6 points at Vanderbilt. ... Career-high 7 rebounds and 23 minutes vs. Kentucky. ... Season-high 8 points at Auburn.

2013-14 Game-By-Game

| Opponent | MIN | FG | Pct. | 3FG | Pct. | FT | Pct. | O-D-R | PF | A | TO | B | S | PTS |
|------------------------------|-------|-----|-------|-----|-------|-----|-------|-------|----|---|----|---|---|-----|
| N8 Prairie View | -DNP- | | | | | | | | | | | | | |
| N14 Kennesaw State | 2 | 0-1 | .000 | 0-1 | .000 | 0-0 | .000 | 0-0-0 | 0 | 1 | 0 | 0 | 0 | 0 |
| N19 Mississippi Valley State | 13 | 2-3 | .667 | 2-3 | .667 | 0-1 | .000 | 1-1-2 | 1 | 0 | 0 | 0 | 1 | 6 |
| N23 Utah State | 21 | 1-6 | .167 | 1-4 | .250 | 2-2 | 1.000 | 0-0-0 | 2 | 0 | 0 | 0 | 0 | 5 |
| N27 Jackson State | 9 | 2-3 | .333 | 2-3 | .667 | 0-0 | .000 | 1-1-2 | 1 | 0 | 0 | 0 | 0 | 6 |
| D1 Loyola | 6 | 0-1 | .000 | 0-1 | .000 | 0-0 | .000 | 0-0-0 | 0 | 2 | 0 | 0 | 0 | 0 |
| D5 TCU | 3 | 0-1 | .000 | 0-1 | .000 | 0-0 | .000 | 0-0-0 | 0 | 0 | 0 | 0 | 0 | 0 |
| D13 Southeastern Louisiana | -DNP- | | | | | | | | | | | | | |
| D17 Florida A&M | 5 | 0-1 | .000 | 0-1 | .000 | 0-0 | .000 | 0-0-0 | 0 | 0 | 0 | 0 | 2 | 0 |
| D19 Florida Gulf Coast | -DNP- | | | | | | | | | | | | | |
| D22 South Florida | -DNP- | | | | | | | | | | | | | |
| D23 UNLV | 3 | 0-0 | .000 | 0-0 | .000 | 0-0 | .000 | 0-0-0 | 0 | 0 | 0 | 0 | 1 | 0 |
| J2 Maryland Eastern Shore | 9 | 1-3 | .333 | 1-3 | .333 | 0-0 | .000 | 0-1-1 | 2 | 1 | 0 | 0 | 0 | 3 |
| J8 Kentucky | 14 | 2-4 | .500 | 0-2 | .000 | 0-0 | .000 | 0-1-1 | 2 | 3 | 0 | 0 | 0 | 4 |
| J11 Ole Miss | 7 | 0-2 | .000 | 0-1 | .000 | 0-0 | .000 | 1-0-1 | 0 | 0 | 0 | 0 | 0 | 0 |
| J15 Alabama | 8 | 1-3 | .333 | 1-2 | .500 | 0-0 | .000 | 0-0-0 | 2 | 1 | 1 | 0 | 0 | 3 |
| J18 Texas A&M | 20 | 0-3 | .000 | 0-2 | .000 | 0-0 | .000 | 0-1-1 | 1 | 1 | 0 | 0 | 1 | 0 |
| J22 Auburn | 19 | 2-5 | .400 | 1-2 | .500 | 0-0 | .000 | 0-0-0 | 1 | 1 | 1 | 0 | 0 | 5 |
| J25 Ole Miss | 5 | 0-2 | .000 | 0-1 | .000 | 0-0 | .000 | 0-0-0 | 0 | 1 | 0 | 0 | 0 | 0 |
| J30 Florida | 11 | 0-2 | .000 | 0-2 | .000 | 0-0 | .000 | 0-0-0 | 2 | 0 | 0 | 0 | 0 | 0 |
| F1 Vanderbilt | 12 | 2-4 | .500 | 2-4 | .500 | 0-0 | .000 | 1-1-2 | 1 | 1 | 2 | 0 | 0 | 6 |
| F5 Texas A&M | 13 | 1-1 | 1.000 | 1-1 | 1.000 | 0-0 | .000 | 0-1-1 | 1 | 1 | 2 | 0 | 0 | 3 |
| F8 Kentucky | 23 | 0-2 | .000 | 0-1 | .000 | 0-0 | .000 | 1-6-7 | 2 | 1 | 2 | 0 | 0 | 0 |
| F12 Georgia | 13 | 0-1 | .000 | 0-1 | .000 | 0-0 | .000 | 1-3-4 | 1 | 1 | 0 | 0 | 0 | 0 |
| F15 Auburn | 16 | 2-5 | .400 | 2-4 | .500 | 2-2 | 1.000 | 1-2-3 | 2 | 0 | 0 | 0 | 0 | 8 |
| F19 LSU | 9 | 1-3 | .333 | 1-2 | .500 | 0-0 | .000 | 0-2-2 | 0 | 0 | 1 | 0 | 0 | 3 |
| F22 Arkansas | 16 | 0-2 | .000 | 0-1 | .000 | 0-0 | .000 | 0-1-1 | 2 | 2 | 3 | 0 | 0 | 0 |
| F26 Tennessee | | | | | | | | | | | | | | |
| M1 Missouri | | | | | | | | | | | | | | |
| M5 Georgia | | | | | | | | | | | | | | |
| M8 South Carolina | | | | | | | | | | | | | | |
| M13 SECT | | | | | | | | | | | | | | |

Season & MSU Highs

Points

Season: 8, Auburn (2-15-14)

Field Goals Made

Season: 2, six times,
last vs. Auburn (2-15-14)

Field Goals Attempted

Season: 6, Utah State (11-23-13)

3-Point FG Made

Season: 2, four times,
last vs. Auburn (2-15-14)

3-Point FG Attempted

Season: 4, three times,
last vs. Auburn (2-15-14)

Free Throws Made

Season: 2, twice,
last vs. Auburn (2-15-14)

Free Throws Attempted

Season: 2, twice,
last vs. Auburn (2-15-14)

Rebounds

Season: 7, Kentucky (2-8-14)

Assists

Season: 3, Kentucky (1-8-14)

Blocks

Season:

Steals

Season: 2, Florida A&M (12-17-13)

Minutes

Season: 23, Kentucky (2-8-14)

CAREER STATS FOR JACOBY DAVIS

| Year | GP-GS | Min/Avg | FG-FGA | Pct | 3FM-3GA | Pct | FT-FTA | Pct | Rebs | PF-D | Asst | TO | Blk | Stl | Pts/Avg |
|---------|-------|----------|--------|------|---------|------|--------|------|--------|------|------|----|-----|-----|---------|
| 2013-14 | 23-0 | 257/11.2 | 17-58 | .293 | 14-43 | .326 | 4-5 | .800 | 28-1.2 | 23-0 | 17 | 12 | 0 | 5 | 52/2.3 |

12 DE'RUNNYA WILSON



Freshman • Forward

6-5 • 215

Birmingham, Ala.

Wenonah HS

Things To Note . . .

Spent the fall on the football team, where he caught 26 passes for 351 yards and three touchdowns. ... First basketball action came at Alabama, where he logged 4 minutes. ... Did not play vs. Texas A&M or against Auburn. ... Grabbed 4 rebounds and recorded an assist in 8 minutes at Ole Miss. ... Did not play vs. Florida or at Vanderbilt. ... Logged 3 minutes and grabbed a rebound at Texas A&M. ... Recorded an offensive rebound in 2 minutes vs. Kentucky. ... Did not play against Georgia or Auburn due to mi-graines. ... Scored his first career points on four free throws against LSU. ... Did not play vs. Arkansas.

2013-14 Game-By-Game

| Opponent | MIN | FG | Pct. | 3FG | Pct. | FT | Pct. | O-D-R | PF | A | TO | B | S | PTS |
|------------------------------|-------|-----|------|-----|------|-----|-------|-------|----|---|----|---|---|-----|
| N8 Prairie View | -DNP- | | | | | | | | | | | | | |
| N14 Kennesaw State | -DNP- | | | | | | | | | | | | | |
| N19 Mississippi Valley State | -DNP- | | | | | | | | | | | | | |
| N23 Utah State | -DNP- | | | | | | | | | | | | | |
| N27 Jackson State | -DNP- | | | | | | | | | | | | | |
| D1 Loyola | -DNP- | | | | | | | | | | | | | |
| D5 TCU | -DNP- | | | | | | | | | | | | | |
| D13 Southeastern Louisiana | -DNP- | | | | | | | | | | | | | |
| D17 Florida A&M | -DNP- | | | | | | | | | | | | | |
| D19 Florida Gulf Coast | -DNP- | | | | | | | | | | | | | |
| D22 South Florida | -DNP- | | | | | | | | | | | | | |
| D23 UNLV | -DNP- | | | | | | | | | | | | | |
| J2 Maryland Eastern Shore | -DNP- | | | | | | | | | | | | | |
| J8 Kentucky | -DNP- | | | | | | | | | | | | | |
| J11 Ole Miss | -DNP- | | | | | | | | | | | | | |
| J15 Alabama | 4 | 0-0 | .000 | 0-0 | .000 | 0-0 | .000 | 0-0-0 | 0 | 0 | 0 | 0 | 0 | 0 |
| J18 Texas A&M | -DNP- | | | | | | | | | | | | | |
| J22 Auburn | -DNP- | | | | | | | | | | | | | |
| J25 Ole Miss | 8 | 0-2 | .000 | 0-1 | .000 | 0-0 | .000 | 1-3-4 | 0 | 1 | 0 | 0 | 0 | 0 |
| J30 Florida | -DNP- | | | | | | | | | | | | | |
| F1 Vanderbilt | -DNP- | | | | | | | | | | | | | |
| F5 Texas A&M | 3 | 0-0 | .000 | 0-0 | .000 | 0-0 | .000 | 0-1-1 | 0 | 0 | 1 | 0 | 0 | 0 |
| F8 Kentucky | 2 | 0-0 | .000 | 0-0 | .000 | 0-0 | .000 | 1-0-1 | 0 | 0 | 0 | 0 | 0 | 0 |
| F12 Georgia | -DNP- | | | | | | | | | | | | | |
| F15 Auburn | -DNP- | | | | | | | | | | | | | |
| F19 LSU | 17 | 0-2 | .000 | 0-1 | .000 | 4-4 | 1.000 | 1-0-1 | 1 | 1 | 0 | 0 | 0 | 4 |
| F22 Arkansas | -DNP- | | | | | | | | | | | | | |
| F26 Tennessee | | | | | | | | | | | | | | |
| M1 Missouri | | | | | | | | | | | | | | |
| M5 Georgia | | | | | | | | | | | | | | |
| M8 South Carolina | | | | | | | | | | | | | | |
| M13 SECT | | | | | | | | | | | | | | |

Season & MSU Highs

Points

Season: 4, LSU (2-19-14)

Field Goals Made

Season:

Field Goals Attempted

Season: 2, twice,
last vs. LSU (2-19-14)

3-Point FG Made

Season:

3-Point FG Attempted

Season: 1, twice,
last vs. LSU (2-19-14)

Free Throws Made

Season: 4, LSU (2-19-14)

Free Throws Attempted

Season: 4, LSU (2-19-14)

Rebounds

Season: 4, Ole Miss (1-25-14)

Assists

Season: 1, twice,
last vs. LSU (2-19-14)

Blocks

Season:

Steals

Season:

Minutes

Season: 17, LSU (2-19-14)

CAREER STATS FOR DE'RUNNYA WILSON

| Year | GP-GS | Min/Avg | FG-FGA | Pct | 3FM-3GA | Pct | FT-FTA | Pct | Rebs | PF-D | Ast | TO | Blk | Stl | Pts/Avg |
|---------|-------|---------|--------|------|---------|------|--------|-------|-------|------|-----|----|-----|-----|---------|
| 2013-14 | 5-0 | 34/6.8 | 0-4 | .000 | 0-2 | .000 | 4-4 | 1.000 | 7-1.4 | 1-0 | 2 | 1 | 0 | 0 | 4/0.8 |

13 TEVIN MOORE



Junior • Guard

6-3 • 185

Olive Branch, MS

Northwest CC

Things To Note . . .

A walk-on who has appeared in seven games, including the SEC opener at Kentucky. ... First action came against Florida A&M, where he scored 2 points. ... Had three points vs. UNLV. ... Played 5 minutes in win against Ole Miss. ... Logged a season-high 6 minutes at Alabama. ... Scored a season-high 5 points in 8 minutes at Ole Miss.

2013-14 Game-By-Game

| Opponent | MIN | FG | Pct. | 3FG | Pct. | FT | Pct. | O-D-R | PF | A | TO | B | S | PTS |
|------------------------------|-------|-----|-------|-----|------|-----|------|-------|----|---|----|---|---|-----|
| N8 Prairie View | -DNP- | | | | | | | | | | | | | |
| N14 Kennesaw State | -DNP- | | | | | | | | | | | | | |
| N19 Mississippi Valley State | -DNP- | | | | | | | | | | | | | |
| N23 Utah State | -DNP- | | | | | | | | | | | | | |
| N27 Jackson State | -DNP- | | | | | | | | | | | | | |
| D1 Loyola | -DNP- | | | | | | | | | | | | | |
| D5 TCU | -DNP- | | | | | | | | | | | | | |
| D13 Southeastern Louisiana | -DNP- | | | | | | | | | | | | | |
| D17 Florida A&M | 2 | 1-2 | .500 | 0-0 | .000 | 0-2 | .000 | 1-0-1 | 0 | 0 | 0 | 0 | 0 | 2 |
| D19 Florida Gulf Coast | 1 | 0-0 | .000 | 0-0 | .000 | 0-0 | .000 | 0-0-0 | 0 | 0 | 0 | 0 | 0 | 0 |
| D22 South Florida | -DNP- | | | | | | | | | | | | | |
| D23 UNLV | 3 | 1-1 | 1.000 | 0-0 | .000 | 1-1 | .000 | 0-0-0 | 0 | 0 | 0 | 0 | 0 | 0 |
| J2 Maryland Eastern Shore | -DNP- | | | | | | | | | | | | | |
| J8 Kentucky | 3 | 0-0 | .000 | 0-0 | .000 | 0-0 | .000 | 0-0-0 | 0 | 0 | 0 | 0 | 0 | 0 |
| J11 Ole Miss | 5 | 0-1 | .000 | 0-1 | .000 | 0-0 | .000 | 0-0-0 | 0 | 0 | 0 | 0 | 0 | 0 |
| J15 Alabama | 6 | 0-0 | .000 | 0-0 | .000 | 0-0 | .000 | 0-0-0 | 0 | 0 | 1 | 0 | 0 | 0 |
| J18 Texas A&M | -DNP- | | | | | | | | | | | | | |
| J22 Auburn | 1 | 0-0 | .000 | 0-0 | .000 | 0-0 | .000 | 0-0-0 | 0 | 0 | 0 | 0 | 0 | 0 |
| J25 Ole Miss | 8 | 2-3 | .667 | 1-1 | .000 | 0-2 | .000 | 0-1-1 | 0 | 0 | 1 | 0 | 0 | 5 |
| J30 Florida | -DNP- | | | | | | | | | | | | | |
| F1 Vanderbilt | -DNP- | | | | | | | | | | | | | |
| F5 Texas A&M | 2 | 0-0 | .000 | 0-0 | .000 | 0-0 | .000 | 0-0-0 | 0 | 0 | 0 | 0 | 0 | 0 |
| F8 Kentucky | -DNP- | | | | | | | | | | | | | |
| F12 Georgia | 2 | 0-2 | .000 | 0-2 | .000 | 0-0 | .000 | 0-0-0 | 0 | 0 | 0 | 0 | 0 | 0 |
| F15 Auburn | 1 | 0-1 | .000 | 0-1 | .000 | 0-0 | .000 | 0-0-0 | 1 | 0 | 0 | 0 | 0 | 0 |
| F19 LSU | 1 | 0-0 | .000 | 0-0 | .000 | 0-0 | .000 | 0-0-0 | 0 | 0 | 0 | 0 | 0 | 0 |
| F22 Arkansas | 17 | 1-5 | .200 | 1-3 | .333 | 2-3 | .667 | 0-4-4 | 1 | 0 | 1 | 0 | 0 | 5 |
| F26 Tennessee | | | | | | | | | | | | | | |
| M1 Missouri | | | | | | | | | | | | | | |
| M5 Georgia | | | | | | | | | | | | | | |
| M8 South Carolina | | | | | | | | | | | | | | |
| M13 SECT | | | | | | | | | | | | | | |

Season & MSU Highs

Points

Season: 5, twice,
last vs. Arkansas (2-22-14)

Field Goals Made

Season: 2, Ole Miss (1-25-14)

Field Goals Attempted

Season: 5, Arkansas (2-22-14)

3-Point FG Made

Season: 1, twice,
last vs. Arkansas (2-22-14)

3-Point FG Attempted

Season: 3, Arkansas (2-22-14)

Free Throws Made

Season: 2, Arkansas (2-22-14)

Free Throws Attempted

Season: 3, Arkansas (2-22-14)

Rebounds

Season: 4, Arkansas (2-22-14)

Assists

Season:

Blocks

Season:

Steals

Season:

Minutes

Season: 17, Arkansas (2-22-14)

CAREER STATS FOR TEVIN MOORE

| Year | GP-GS | Min/Avg | FG-FGA | Pct | 3FM-3GA | Pct | FT-FTA | Pct | Rebs | PF-D | Ast | TO | Blk | Stl | Pts/Avg |
|---------|-------|---------|--------|------|---------|------|--------|------|-------|------|-----|----|-----|-----|---------|
| 2013-14 | 13-0 | 52/4.0 | 5-15 | .333 | 2-8 | .250 | 3-8 | .375 | 6-0.5 | 2-0 | 0 | 3 | 0 | 0 | 15/1.2 |

15 I.J. READY



Freshman • Guard

5-11 • 170

Little Rock, AR

Parkview Magnet HS

Things To Note . . .

Started first-career game against Prairie View, registering 14 points to go along with his three steals and two assists. ... Recorded a team-high six assists against Kennesaw State. ... Missed four games after suffering a hamstring injury against Kennesaw State. ... Returned from injury against TCU and netted nine points. ... Recorded 12 points and a career-high five steals vs. Florida Gulf Coast. ... Had 10 points vs. Ole Miss. ... Missed two games due to concussion suffered at Alabama. ... Returned from injury vs. Ole Miss and scored 13 points. ... Scored 10 points and grabbed 4 rebounds in a career-high 32 minutes vs. Florida. ... Did not play vs. Kentucky due to flu-like symptoms. ... 12 points at Auburn.

2013-14 Game-By-Game

| Opponent | MIN | FG | Pct. | 3FG | Pct. | FT | Pct. | O-D-R | PF | A | TO | B | S | PTS |
|------------------------------|-------|------|------|-----|-------|-----|-------|-------|----|---|----|---|---|-----|
| N8 Prairie View | 30 | 6-10 | .600 | 2-3 | .667 | 0-0 | .000 | 1-2-3 | 1 | 2 | 3 | 0 | 3 | 14 |
| N14 Kennesaw State | 24 | 0-2 | .000 | 0-2 | .000 | 0-0 | .000 | 1-1-2 | 0 | 6 | 1 | 0 | 3 | 0 |
| N19 Mississippi Valley State | -DNP- | | | | | | | | | | | | | |
| N23 Utah State | -DNP- | | | | | | | | | | | | | |
| N27 Jackson State | -DNP- | | | | | | | | | | | | | |
| D1 Loyola | -DNP- | | | | | | | | | | | | | |
| D5 TCU | 23 | 3-8 | .375 | 3-7 | .429 | 0-0 | .000 | 0-0-0 | 1 | 0 | 1 | 0 | 0 | 9 |
| D13 Southeastern Louisiana | 25 | 1-5 | .200 | 0-1 | .000 | 0-0 | .000 | 0-2-2 | 3 | 4 | 3 | 0 | 1 | 2 |
| D17 Florida A&M | 23 | 3-7 | .429 | 2-4 | .500 | 0-0 | .000 | 1-1-2 | 1 | 4 | 1 | 0 | 1 | 8 |
| D19 Florida Gulf Coast | 28 | 3-5 | .600 | 2-2 | 1.000 | 4-4 | 1.000 | 0-0-0 | 0 | 2 | 2 | 0 | 5 | 12 |
| D22 South Florida | 28 | 3-7 | .429 | 0-0 | .000 | 2-2 | 1.000 | 0-0-0 | 2 | 7 | 2 | 0 | 0 | 8 |
| D23 UNLV | 24 | 0-4 | .000 | 0-0 | .000 | 0-0 | .000 | 0-0-0 | 0 | 1 | 1 | 0 | 0 | 0 |
| J2 Maryland-Eastern Shore | 27 | 3-7 | .429 | 1-1 | 1.000 | 0-0 | .999 | 1-3-4 | 0 | 6 | 0 | 0 | 0 | 7 |
| J8 Kentucky | 18 | 0-1 | .000 | 0-0 | .000 | 0-0 | .000 | 0-0-0 | 0 | 2 | 3 | 0 | 1 | 0 |
| J11 Ole Miss | 25 | 4-6 | .667 | 0-1 | .000 | 2-2 | 1.000 | 0-2-2 | 0 | 4 | 1 | 0 | 1 | 10 |
| J15 Alabama | 6 | 0-1 | .000 | 0-0 | .000 | 0-0 | .000 | 0-1-1 | 0 | 1 | 1 | 0 | 0 | 0 |
| J18 Texas A&M | -DNP- | | | | | | | | | | | | | |
| J22 Auburn | -DNP- | | | | | | | | | | | | | |
| J25 Ole Miss | 17 | 5-10 | .500 | 3-5 | .600 | 0-0 | .000 | 1-1-2 | 4 | 2 | 0 | 0 | 0 | 13 |
| J30 Florida | 32 | 5-11 | .455 | 0-2 | .000 | 0-0 | .000 | 1-3-4 | 2 | 2 | 1 | 0 | 1 | 10 |
| F1 Vanderbilt | 27 | 2-5 | .400 | 0-2 | .000 | 0-0 | .000 | 0-2-2 | 1 | 5 | 4 | 0 | 1 | 4 |
| F5 Texas A&M | 20 | 2-5 | .400 | 1-2 | .500 | 0-0 | .000 | 0-1-1 | 1 | 1 | 2 | 0 | 1 | 5 |
| F8 Kentucky | -DNP- | | | | | | | | | | | | | |
| F12 Georgia | 21 | 1-7 | .143 | 0-2 | .000 | 1-2 | .500 | 1-1-2 | 1 | 0 | 1 | 0 | 1 | 3 |
| F15 Auburn | 21 | 4-6 | .667 | 2-3 | .667 | 2-2 | 1.000 | 0-1-1 | 5 | 2 | 2 | 0 | 3 | 12 |
| F19 LSU | 29 | 4-10 | .400 | 0-1 | .000 | 0-0 | .000 | 1-2-3 | 1 | 1 | 3 | 0 | 1 | 8 |
| F22 Arkansas | 35 | 3-11 | .273 | 0-2 | .000 | 1-2 | .500 | 1-3-4 | 2 | 2 | 3 | 0 | 3 | 7 |
| F26 Tennessee | | | | | | | | | | | | | | |
| M1 Missouri | | | | | | | | | | | | | | |
| M5 Georgia | | | | | | | | | | | | | | |
| M8 South Carolina | | | | | | | | | | | | | | |
| M13 SECT | | | | | | | | | | | | | | |

Season & MSU Highs

Points

Season: 14, Prairie View (11-8-13)

Field Goals Made

Season: 6, Prairie View (11-8-13)

Field Goals Attempted

Season: 11, twice,
last vs. Arkansas (2-22-14)

3-Point FG Made

Season: 3, twice,
last vs. Ole Miss (1-25-14)

3-Point FG Attempted

Season: 7, TCU (12-5-13)

Free Throws Made

Season: 4, Florida Gulf Coast (12-19-13)

Free Throws Attempted

Season: 4, Florida Gulf Coast (12-19-13)

Rebounds

Season: 4, three times,
last vs. Arkansas (2-22-14)

Assists

Season: 7, South Florida (12-22-13)

Blocks

Season:

Steals

Season: 5, Florida Gulf Coast (12-19-13)

Minutes

Season: 35, Arkansas (2-22-14)

CAREER STATS FOR I.J. READY

| Year | GP-GS | Min/Avg | FG-FGA | Pct | 3FM-3GA | Pct | FT-FTA | Pct | Rebs | PF-D | Asst | TO | Blk | Stl | Pts/Avg |
|---------|-------|----------|--------|------|---------|------|--------|------|--------|------|------|----|-----|-----|---------|
| 2013-14 | 20-15 | 483/24.2 | 52-128 | .406 | 16-40 | .400 | 12-14 | .857 | 35-1.8 | 25-1 | 54 | 35 | 0 | 26 | 132/6.6 |

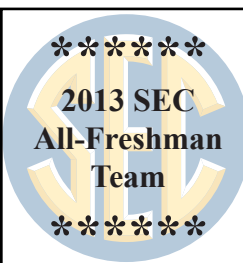
20 **GAVIN WARE**

Sophomore • Forward

6-9 • 268

Starkville, MS

Starkville High School



Things To Note . . .

Third-career double-double against Prairie View with 15 points and a career-high 15 rebounds. ... Shot 4-4 from the field against Kennesaw State and grabbed 10 boards. ... Scored a career-high 23 points and had 11 rebounds against Mississippi Valley State. ... Had third double-double of the season with 19 points and 10 rebounds at Utah State. ... Had 4th double-double of the year against South Florida and grabbed 300th-career rebound. ... Had 6th double-double of year vs. TAMU. ... Scored 500th-career point at Texas A&M. ... Shot a career-best 8-for-8 on free throws vs. Kentucky. ... 15 points at Auburn ... Recorded 7th double-double of the season against LSU and grabbed 400th career rebound.

2013-14 Game-By-Game

| Opponent | MIN | FG | Pct. | 3FG | Pct. | FT | Pct. | O-D-R | PF | A | TO | B | S | PTS |
|------------------------------|-----|-------|-------|-----|------|------|-------|---------|----|---|----|---|---|-----|
| N8 Prairie View | 31 | 6-11 | .545 | 0-0 | .000 | 3-5 | .600 | 8-7-15 | 1 | 0 | 4 | 0 | 1 | 15 |
| N14 Kennesaw State | 23 | 4-4 | 1.000 | 0-0 | .000 | 1-3 | .333 | 4-6-10 | 2 | 0 | 1 | 0 | 3 | 9 |
| N19 Mississippi Valley State | 26 | 8-11 | .727 | 0-0 | .000 | 7-11 | .636 | 3-8-11 | 1 | 0 | 1 | 1 | 0 | 23 |
| N23 Utah State | 33 | 8-13 | .615 | 0-0 | .000 | 3-4 | .750 | 3-7-10 | 3 | 1 | 1 | 1 | 2 | 19 |
| N27 Jackson State | 25 | 2-5 | .400 | 0-0 | .000 | 0-0 | .000 | 2-5-7 | 1 | 0 | 3 | 2 | 0 | 4 |
| D1 Loyola | 16 | 0-3 | .000 | 0-0 | .000 | 0-2 | .000 | 2-3-5 | 3 | 0 | 1 | 0 | 1 | 0 |
| D5 TCU | 24 | 4-9 | .444 | 0-0 | .000 | 1-1 | 1.000 | 1-5-6 | 4 | 0 | 3 | 0 | 0 | 9 |
| D13 Southeastern Louisiana | 33 | 4-6 | .667 | 0-0 | .000 | 1-3 | .333 | 0-6-6 | 2 | 1 | 1 | 1 | 0 | 9 |
| D17 Florida A&M | 27 | 3-8 | .375 | 0-0 | .000 | 3-5 | .600 | 0-5-5 | 1 | 0 | 0 | 1 | 2 | 9 |
| D19 Florida Gulf Coast | 18 | 4-5 | .800 | 0-0 | .000 | 2-3 | .667 | 2-4-6 | 4 | 0 | 2 | 0 | 1 | 10 |
| D22 South Florida | 25 | 4-8 | .500 | 0-0 | .000 | 2-4 | .500 | 3-12-15 | 2 | 0 | 0 | 0 | 2 | 10 |
| D23 TBA | 23 | 4-6 | .667 | 0-0 | .000 | 0-1 | .000 | 1-3-4 | 5 | 1 | 2 | 0 | 1 | 8 |
| J2 Maryland Eastern Shore | 31 | 10-14 | .714 | 0-0 | .000 | 1-1 | 1.000 | 5-11-16 | 0 | 1 | 2 | 0 | 0 | 21 |
| J8 Kentucky | 24 | 2-6 | .333 | 0-0 | .000 | 0-0 | .000 | 1-9-10 | 3 | 0 | 2 | 0 | 1 | 4 |
| J11 Ole Miss | 21 | 3-8 | .375 | 0-0 | .000 | 0-0 | .000 | 1-8-9 | 4 | 0 | 0 | 0 | 0 | 6 |
| J15 Alabama | 23 | 7-8 | .875 | 0-0 | .000 | 4-5 | .800 | 2-4-6 | 3 | 1 | 0 | 0 | 0 | 18 |
| J18 Texas A&M | 35 | 8-11 | .727 | 0-0 | .000 | 6-8 | .750 | 3-7-10 | 0 | 1 | 1 | 0 | 2 | 22 |
| J22 Auburn | 10 | 2-2 | 1.000 | 0-0 | .000 | 0-0 | .000 | 0-1-1 | 3 | 0 | 0 | 0 | 0 | 4 |
| J25 Ole Miss | 18 | 3-5 | .600 | 0-0 | .000 | 3-6 | .500 | 2-1-3 | 3 | 0 | 2 | 0 | 0 | 9 |
| J30 Florida | 22 | 3-6 | .500 | 0-0 | .000 | 0-1 | .000 | 1-2-3 | 2 | 0 | 1 | 0 | 0 | 6 |
| F1 Vanderbilt | 30 | 3-5 | .600 | 0-0 | .000 | 3-4 | .750 | 3-5-8 | 2 | 0 | 2 | 0 | 1 | 9 |
| F5 Texas A&M | 32 | 3-4 | .750 | 0-0 | .000 | 1-2 | .500 | 1-6-7 | 3 | 0 | 2 | 1 | 1 | 7 |
| F8 Kentucky | 24 | 2-5 | .400 | 0-0 | .000 | 8-8 | 1.000 | 1-3-4 | 3 | 0 | 1 | 0 | 2 | 12 |
| F12 Georgia | 26 | 4-6 | .667 | 0-0 | .000 | 0-0 | .000 | 2-3-5 | 4 | 0 | 2 | 0 | 0 | 8 |
| F15 Auburn | 32 | 5-7 | .714 | 0-0 | .000 | 5-6 | .833 | 1-1-2 | 2 | 0 | 2 | 0 | 1 | 15 |
| F19 LSU | 33 | 4-7 | .571 | 0-0 | .000 | 2-2 | 1.000 | 4-7-11 | 4 | 0 | 1 | 1 | 2 | 10 |
| F22 Arkansas | 23 | 2-3 | .667 | 0-0 | .000 | 1-4 | .250 | 2-3-5 | 4 | 0 | 0 | 1 | 0 | 5 |
| F26 Tennessee | | | | | | | | | | | | | | |
| M1 Missouri | | | | | | | | | | | | | | |
| M5 Georgia | | | | | | | | | | | | | | |
| M8 South Carolina | | | | | | | | | | | | | | |
| M13 SECT | | | | | | | | | | | | | | |

Season & MSU Highs

Points

Season: 23, MVSU (11-19-13)
 Career: 23, MVSU (11-19-13)

Field Goals Made

Season: 10, Maryland ES (1-2-14)
 Career: 10, Maryland ES (1-2-14)

Field Goals Attempted

Season: 14, Maryland ES (1-2-14)
 Career: 14, Maryland ES (1-2-14)

3-Point FG Made

Season:
 Career:

3-Point FG Attempted

Season:
 Career:

Free Throws Made

Season: 8, Kentucky (2-8-14)
 Career: 8, Kentucky (2-8-14)

Free Throws Attempted

Season: 11, MVSU (11-19-13)
 Career: 11, MVSU (11-19-13)

Rebounds

Season: 16, Maryland ES (1-2-14)
 Career: 16, Maryland ES (1-2-14)

Assists

Season: 1, multiple times,
 last vs. Alabama (1-15-14)
 Career: 2, Arkansas (1-23-13)

Blocks

Season: 2, Jackson State (11-27-13)
 Career: 5, Loyola (12-15-12)

Steals

Season: 3, Kennesaw State (11-14-13)
 Career: 3, Kennesaw State (11-14-13)

Minutes

Season: 35, Texas A&M (1-18-14)
 Career: 36, Texas A&M (1-30-13)

CAREER STATS FOR GAVIN WARE

| Year | GP-GS | Min/Avg | FG-FGA | Pct | 3FM-3GA | Pct | FT-FTA | Pct | Rebs | PF-D | Asst | TO | Blk | Stl | Pts/Avg |
|---------|-------|-----------|---------|------|---------|------|---------|------|---------|-------|------|----|-----|-----|----------|
| 2012-13 | 32-27 | 824/25.8 | 110-203 | .542 | 0-0 | .000 | 50-89 | .562 | 206-6.4 | 65-2 | 9 | 40 | 24 | 15 | 270/8.4 |
| 2013-14 | 27-27 | 688/25.5 | 112-186 | .602 | 0-0 | .000 | 57-89 | .640 | 200-7.4 | 69-1 | 6 | 37 | 9 | 23 | 281/10.4 |
| TOTALS | 59-54 | 1512/25.6 | 222-389 | .571 | 0-0 | .000 | 107-178 | .601 | 406-6.9 | 134-3 | 15 | 77 | 33 | 38 | 551/9.3 |

24 TYSON CUNNINGHAM



Senior • Guard

6-3 • 197

Columbus, MS

Columbus High School

Things To Note . . .

Tallied two assists and three steals in the season opening win against Prairie View. ... Scored four points in a season-high 20 minutes against Mississippi Valley State. ... Netted a season-high six points on a pair of three-pointers against Loyola. ... The SE Louisiana game marked the 50th for Cunningham. ... Scored four points vs. Florida A&M. ... Had 5 points vs. UNLV on 2-3 shooting and scored 100th-career point. ... Recorded 3 points in 12 minutes at Alabama. ... Scored 5 second-half points in a win vs. Auburn. ... Added 2 points and recorded 50th career assist at Ole Miss. ... Scored 3 points in 5 minutes at Texas A&M. ... Season-high 3 assists vs. Georgia. ... Did not play vs. Arkansas.

2013-14 Game-By-Game

| Opponent | MIN | FG | Pct. | 3FG | Pct. | FT | Pct. | O-D-R | PF | A | TO | B | S | PTS |
|------------------------------|-------|-----|-------|-----|-------|-----|-------|-------|----|---|----|---|---|-----|
| N8 Prairie View | 19 | 1-6 | .167 | 0-2 | .000 | 0-0 | .000 | 0-1-1 | 3 | 2 | 0 | 0 | 3 | 2 |
| N14 Kennesaw State | 11 | 0-1 | .000 | 0-1 | .000 | 0-0 | .000 | 0-1-1 | 1 | 0 | 0 | 0 | 2 | 0 |
| N19 Mississippi Valley State | 20 | 2-4 | .500 | 0-1 | .000 | 0-0 | .000 | 1-0-1 | 3 | 1 | 0 | 0 | 0 | 4 |
| N23 Utah State | 7 | 0-0 | .000 | 0-0 | .000 | 0-0 | .000 | 0-0-0 | 0 | 0 | 0 | 0 | 0 | 0 |
| N27 Jackson State | 8 | 0-0 | .000 | 0-0 | .000 | 0-0 | .000 | 0-0-0 | 0 | 1 | 3 | 0 | 0 | 0 |
| D1 Loyola | 13 | 2-3 | .667 | 2-3 | .667 | 0-0 | .000 | 0-0-0 | 0 | 1 | 1 | 0 | 1 | 6 |
| D5 TCU | 8 | 0-2 | .000 | 0-2 | .000 | 0-0 | .000 | 0-0-0 | 1 | 0 | 2 | 0 | 1 | 0 |
| D13 Southeastern Louisiana | 4 | 1-1 | 1.000 | 0-0 | .000 | 0-0 | .000 | 0-0-0 | 0 | 0 | 0 | 0 | 0 | 2 |
| D17 Florida A&M | 12 | 1-1 | 1.000 | 0-0 | .000 | 2-2 | 1.000 | 0-1-1 | 3 | 0 | 1 | 0 | 0 | 4 |
| D19 Florida Gulf Coast | 4 | 0-0 | .000 | 0-0 | .000 | 0-0 | .000 | 0-0-0 | 0 | 0 | 1 | 0 | 0 | 0 |
| D22 South Florida | 1 | 0-0 | .000 | 0-0 | .000 | 0-0 | .000 | 0-0-0 | 1 | 0 | 0 | 0 | 0 | 0 |
| D23 UNLV | 6 | 2-3 | .667 | 1-2 | .500 | 0-0 | .000 | 0-1-1 | 0 | 0 | 0 | 0 | 0 | 5 |
| J2 Maryland Eastern Shore | 6 | 0-2 | .000 | 0-1 | .000 | 0-0 | .000 | 0-0-0 | 0 | 0 | 0 | 0 | 0 | 0 |
| J8 Kentucky | 10 | 0-0 | .000 | 0-0 | .000 | 0-0 | .000 | 0-1-1 | 0 | 0 | 0 | 0 | 1 | 0 |
| J11 Ole Miss | 4 | 0-0 | .000 | 0-0 | .000 | 0-0 | .000 | 0-0-0 | 0 | 1 | 0 | 0 | 0 | 0 |
| J15 Alabama | 12 | 0-2 | .000 | 0-1 | .000 | 3-3 | 1.000 | 0-0-0 | 2 | 0 | 0 | 0 | 0 | 3 |
| J18 Texas A&M | 5 | 0-1 | .000 | 0-1 | .000 | 0-0 | .000 | 0-0-0 | 1 | 0 | 0 | 0 | 0 | 0 |
| J22 Auburn | 5 | 1-1 | 1.000 | 1-1 | 1.000 | 2-3 | .667 | 0-1-1 | 1 | 0 | 1 | 0 | 0 | 5 |
| J25 Ole Miss | 10 | 1-2 | .500 | 0-0 | .000 | 0-0 | .000 | 0-1-1 | 0 | 1 | 0 | 0 | 0 | 2 |
| J30 Florida | 8 | 1-1 | 1.000 | 1-1 | 1.000 | 0-0 | .000 | 0-0-0 | 0 | 0 | 0 | 0 | 0 | 3 |
| F1 Vanderbilt | 8 | 0-2 | .000 | 0-2 | .000 | 0-0 | .000 | 0-1-1 | 0 | 0 | 0 | 0 | 0 | 0 |
| F5 Texas A&M | 5 | 1-1 | 1.000 | 1-1 | 1.000 | 0-0 | .000 | 0-0-0 | 1 | 0 | 1 | 0 | 0 | 3 |
| F8 Kentucky | 7 | 0-0 | .000 | 0-0 | .000 | 2-2 | 1.000 | 0-0-0 | 1 | 0 | 1 | 0 | 0 | 2 |
| F12 Georgia | 13 | 2-7 | .286 | 1-5 | .200 | 1-1 | 1.000 | 0-1-1 | 0 | 3 | 2 | 0 | 1 | 6 |
| F15 Auburn | 4 | 0-0 | .000 | 0-0 | .000 | 0-0 | .000 | 0-0-0 | 4 | 1 | 2 | 0 | 0 | 0 |
| F19 LSU | 4 | 0-1 | .000 | 0-0 | .000 | 0-0 | .000 | 0-1-1 | 1 | 1 | 0 | 0 | 0 | 0 |
| F22 Arkansas | -DNP- | | | | | | | | | | | | | |
| F26 Tennessee | | | | | | | | | | | | | | |
| M1 Missouri | | | | | | | | | | | | | | |
| M5 Georgia | | | | | | | | | | | | | | |
| M8 South Carolina | | | | | | | | | | | | | | |
| M13 SECT | | | | | | | | | | | | | | |

Season & MSU Highs

Points

Season: 6, Loyola (12-1-13)
 Career: 10, Central Arkansas (12-22-12)

Field Goals Made

Season: 2, three times,
 last vs. UNLV (12-23-13)
 Career: 3, twice,
 last vs. Arkansas (1-23-13)

Field Goals Attempted

Season: 7, Georgia (2-12-14)
 Career: 7, Georgia (2-12-14)

3-Point FG Made

Season: 2, Loyola (12-1-13)
 Career: 3, Arkansas (1-23-13)

3-Point FG Attempted

Season: 5, Georgia (2-12-14)
 Career: 5, twice,
 last vs. Georgia (2-12-14)

Free Throws Made

Season: 3, Alabama (1-15-14)
 Career: 3, Alabama (1-15-14)

Free Throws Attempted

Season: 3, twice,
 last vs. Auburn (1-22-14)
 Career: 3, twice,
 last vs. Auburn (1-22-14)

Rebounds

Season: 1, multiple times,
 last vs. Ole Miss (1-25-14)
 Career: 6, twice,
 last vs. South Carolina (3-6-13)

Assists

Season: 3, Georgia (2-12-14)
 Career: 3, six times,
 last vs. Georgia (2-12-14)

Blocks

Season: 1, twice,
 last vs. LSU (2-2-13)

Steals

Season: 3, Prairie View (11-8-13)
 Career: 3, twice,
 last vs. Prairie View (11-8-13)

Minutes

Season: 20, MVSU (11-19-13)
 Career: 30, twice,
 last vs. Texas (11-21-12)

CAREER STATS FOR TYSON CUNNINGHAM

| Year | GP-GS | Min/Avg | FG-FGA | Pct | 3FM-3GA | Pct | FT-FTA | Pct | Rebs | PF-D | Asst | TO | Blk | Stl | Pts/Avg |
|---------|-------|----------|--------|------|---------|------|--------|------|--------|------|------|----|-----|-----|---------|
| 2011-12 | 10-0 | 14/1.4 | 0-11 | .000 | 0-4 | .000 | 0-0 | .000 | 1-0.1 | 4-0 | 0 | 1 | 0 | 1 | 0/0.0 |
| 2012-13 | 32-4 | 662/20.7 | 25-68 | .368 | 19-46 | .413 | 8-13 | .615 | 76-2.4 | 42-1 | 43 | 32 | 2 | 22 | 77/2.4 |
| 2013-14 | 26-0 | 213/8.2 | 15-41 | .366 | 7-24 | .292 | 10-11 | .909 | 11-0.4 | 23-0 | 12 | 14 | 0 | 9 | 47/1.8 |
| TOTALS | 68-4 | 889/13.1 | 40-120 | .333 | 26-74 | .351 | 18-24 | .750 | 88-1.3 | 69-1 | 55 | 47 | 2 | 32 | 124/1.8 |

25 ROQUEZ JOHNSON



Junior • Forward

6-7 • 210

Montgomery, AL

G.W. Carver High School

Things To Note . . .

Registered 11 points and seven rebounds against Prairie View. ... Scored 10 points and grabbed three rebounds against Kennesaw State. ... Recorded his first-career double-double against Loyola with 20 points and 11 rebounds. ... Drew first start of the season vs. SE Louisiana. ... Recorded 10 points and eight rebounds vs. Florida Gulf Coast. ... 10 points vs. South Florida and had 12 points at Kentucky. ... Tied career-high with 20 points vs. Ole Miss. ... Scored 18 points vs. Auburn. ... 13 points and 8 rebounds at Ole Miss. ... 14 points at Auburn. ... 11 points and 9 rebounds vs. Arkansas.

2013-14 Game-By-Game

| Opponent | MIN | FG | Pct. | 3FG | Pct. | FT | Pct. | O-D-R | PF | A | TO | B | S | PTS |
|------------------------------|-----|------|------|-----|------|-------|-------|--------|----|---|----|---|---|-----|
| N8 Prairie View | 16 | 5-8 | .625 | 0-0 | .000 | 1-4 | .250 | 3-4-7 | 3 | 0 | 4 | 0 | 0 | 11 |
| N14 Kennesaw State | 25 | 4-6 | .667 | 0-1 | .000 | 2-4 | .500 | 2-1-3 | 2 | 0 | 0 | 0 | 0 | 10 |
| N19 Mississippi Valley State | 23 | 3-11 | .273 | 0-1 | .000 | 6-8 | .750 | 3-2-5 | 2 | 2 | 1 | 0 | 0 | 12 |
| N23 Utah State | 12 | 1-2 | .500 | 0-0 | .000 | 2-3 | .667 | 0-2-2 | 5 | 1 | 2 | 0 | 2 | 4 |
| N27 Jackson State | 25 | 2-3 | .667 | 0-0 | .000 | 7-8 | .875 | 0-2-2 | 1 | 0 | 1 | 0 | 0 | 11 |
| D1 Loyola | 37 | 6-10 | .600 | 0-1 | .000 | 8-12 | .667 | 4-7-11 | 2 | 2 | 1 | 0 | 1 | 20 |
| D5 TCU | 34 | 4-7 | .571 | 0-0 | .000 | 1-4 | .250 | 2-4-6 | 2 | 0 | 2 | 0 | 1 | 9 |
| D13 Southeastern Louisiana | 10 | 3-6 | .500 | 0-0 | .000 | 0-2 | .000 | 2-1-3 | 0 | 1 | 1 | 0 | 2 | 6 |
| D17 Florida A&M | 4 | 0-1 | .000 | 0-0 | .000 | 0-0 | .000 | 0-2-2 | 0 | 0 | 0 | 0 | 0 | 0 |
| D19 Florida Gulf Coast | 24 | 4-9 | .444 | 0-0 | .000 | 2-4 | .500 | 5-3-8 | 3 | 1 | 3 | 0 | 0 | 10 |
| D22 South Florida | 27 | 4-11 | .364 | 0-1 | .000 | 2-4 | .500 | 2-0-2 | 5 | 1 | 1 | 0 | 1 | 10 |
| D23 UNLV | 27 | 1-6 | .167 | 0-1 | .000 | 4-4 | 1.000 | 1-2-3 | 4 | 1 | 2 | 0 | 0 | 8 |
| J2 Maryland Eastern Shore | 20 | 3-10 | .300 | 0-0 | .000 | 2-3 | .667 | 6-3-9 | 0 | 0 | 2 | 0 | 1 | 8 |
| J8 Kentucky | 33 | 6-13 | .462 | 0-0 | .000 | 0-2 | .000 | 3-1-4 | 4 | 0 | 3 | 0 | 1 | 12 |
| J11 Ole Miss | 27 | 7-11 | .636 | 0-0 | .000 | 6-12 | .500 | 3-4-7 | 2 | 1 | 2 | 0 | 1 | 20 |
| J15 Alabama | 21 | 2-5 | .400 | 0-0 | .000 | 0-0 | .000 | 0-1-1 | 3 | 0 | 2 | 0 | 1 | 4 |
| J18 Texas A&M | 20 | 3-7 | .429 | 0-0 | .000 | 0-1 | .000 | 2-3-5 | 2 | 0 | 0 | 0 | 0 | 6 |
| J22 Auburn | 34 | 4-7 | .571 | 0-0 | .000 | 10-16 | .625 | 0-3-3 | 0 | 0 | 0 | 0 | 0 | 18 |
| J25 Ole Miss | 30 | 5-11 | .455 | 0-0 | .000 | 3-5 | .600 | 3-5-8 | 2 | 2 | 2 | 0 | 1 | 13 |
| J30 Florida | 23 | 2-8 | .250 | 0-0 | .000 | 1-2 | .500 | 3-5-8 | 2 | 1 | 1 | 0 | 0 | 5 |
| F1 Vanderbilt | 13 | 0-3 | .000 | 0-0 | .000 | 0-0 | .000 | 0-1-1 | 2 | 2 | 2 | 0 | 0 | 0 |
| F5 Texas A&M | 21 | 1-5 | .200 | 0-0 | .000 | 0-0 | .000 | 2-4-6 | 2 | 1 | 2 | 0 | 0 | 2 |
| F8 Kentucky | 30 | 3-7 | .429 | 0-0 | .000 | 4-8 | .500 | 2-2-4 | 1 | 0 | 2 | 0 | 0 | 10 |
| F12 Georgia | 23 | 4-5 | .800 | 0-0 | .000 | 1-3 | .333 | 1-1-2 | 3 | 0 | 0 | 1 | 0 | 9 |
| F15 Auburn | 26 | 5-8 | .625 | 0-1 | .000 | 4-5 | .800 | 1-2-3 | 4 | 0 | 4 | 0 | 2 | 14 |
| F19 LSU | 19 | 2-4 | .500 | 0-0 | .000 | 7-10 | .700 | 0-3-3 | 4 | 0 | 0 | 0 | 1 | 11 |
| F22 Arkansas | 27 | 5-10 | .500 | 0-0 | .000 | 1-2 | .500 | 5-4-9 | 1 | 0 | 1 | 1 | 0 | 11 |
| F26 Tennessee | | | | | | | | | | | | | | |
| M1 Missouri | | | | | | | | | | | | | | |
| M5 Georgia | | | | | | | | | | | | | | |
| M8 South Carolina | | | | | | | | | | | | | | |
| M13 SECT | | | | | | | | | | | | | | |

Season & MSU Highs

Points

Season: 20, twice,
last vs. Ole Miss (1-11-14)
Career: 20, twice,
last vs. Ole Miss (1-11-14)

Field Goals Made

Season: 7, Ole Miss (1-11-14)
Career: 7, three times,
last vs. Ole Miss (1-11-14)

Field Goals Attempted

Season: 13, Kentucky (1-8-14)
Career: 13, twice,
last vs. Kentucky (1-8-14)

3-Point FG Made

Season: 1, five times,
last vs. Florida (2-9-13)
Career: 1, five times,
last vs. UNLV (12-23-13)

3-Point FG Attempted

Season: 3, North Carolina (11-19-12)
Career: 3, North Carolina (11-19-12)

Free Throws Made

Season: 10, Auburn (1-22-14)
Career: 10, Auburn (1-22-14)

Free Throws Attempted

Season: 16, Auburn (1-22-14)
Career: 16, Auburn (1-22-14)

Rebounds

Season: 11, Loyola (12-1-13)
Career: 11, Loyola (12-1-13)

Assists

Season: 2, four times,
last vs. Vanderbilt (2-1-14)
Career: 2, five times,
last vs. Vanderbilt (2-1-14)

Blocks

Season: 1, twice,
last vs. Arkansas (2-22-14)
Career: 3, twice,
last vs. Auburn (3-9-13)

Steals

Season: 2, three times,
last vs. Auburn (2-15-14)
Career: 6, Texas (11-21-12)


Minutes

Season: 37, Loyola (12-1-13)
Career: 37, Loyola (12-1-13)

CAREER STATS FOR ROQUEZ JOHNSON

| Year | GP-GS | Min/Avg | FG-FGA | Pct | 3FM-3GA | Pct | FT-FTA | Pct | Rebs | PF-D | Ast | TO | Blk | Stl | Pts/Avg |
|---------|-------|-----------|---------|------|---------|------|---------|------|---------|-------|-----|-----|-----|-----|---------|
| 2011-12 | 13-0 | 45/3.5 | 0-3 | .000 | 0-0 | .000 | 1-6 | .167 | 11-0.8 | 6-0 | 0 | 6 | 3 | 1 | 1/0.1 |
| 2012-13 | 28-8 | 730/26.1 | 77-181 | .425 | 5-18 | .278 | 87-146 | .596 | 127-4.5 | 69-2 | 12 | 70 | 15 | 22 | 246/8.8 |
| 2013-14 | 27-2 | 631/23.4 | 89-194 | .459 | 0-6 | .000 | 74-126 | .587 | 127-4.7 | 61-2 | 16 | 41 | 2 | 15 | 252/9.3 |
| TOTALS | 68-10 | 1406/20.7 | 166-378 | .439 | 5-24 | .208 | 162-278 | .583 | 265-3.9 | 136-4 | 28 | 117 | 20 | 38 | 499/7.3 |

32 CRAIG SWORD




Sophomore • Guard

6-3 • 194

Montgomery, AL

G.W. Carver High School



Things To Note . . .

Tallied 13 points Kennesaw State. ... Recorded 10 points and four rebounds in 13 minutes against MVSU. ... 11 points at Utah State. ... Scored all 12 points vs. JSU in second half and had what proved to be game-winning shot. ... Netted 24 points in an overtime win against Loyola. ... Scored 24 points against TCU and then added 22 points vs. SE Louisiana. ... Recorded 500th point vs. South Florida. ... All 15 points vs. Ole Miss came at free throw line and had career-high 7 steals. ... 23 points vs. TAMU. ... Recorded a season-high 8 assists vs. Auburn. ... Scored 12 points vs. Florida... 12 points and 5 rebounds vs. Kentucky. ... Career-high 33 points at LSU. ... Has scored in double-digits 21 times.

2013-14 Game-By-Game

| Opponent | MIN | FG | Pct. | 3FG | Pct. | FT | Pct. | O-D-R | PF | A | TO | B | S | PTS |
|------------------------------|-----|-------|------|-----|-------|-------|-------|-------|----|---|----|---|---|-----|
| N8 Prairie View | 29 | 2-9 | .222 | 0-2 | .000 | 2-4 | .500 | 3-2-5 | 2 | 3 | 6 | 0 | 0 | 6 |
| N14 Kennesaw State | 29 | 6-13 | .462 | 1-2 | .500 | 0-1 | .000 | 1-2-3 | 3 | 4 | 3 | 1 | 1 | 13 |
| N19 Mississippi Valley State | 13 | 5-8 | .625 | 0-1 | .000 | 0-0 | .000 | 1-3-4 | 3 | 1 | 1 | 0 | 1 | 10 |
| N23 Utah State | 30 | 5-11 | .455 | 0-0 | .000 | 1-3 | .333 | 1-3-4 | 4 | 5 | 2 | 0 | 2 | 11 |
| N27 Jackson State | 26 | 5-10 | .500 | 0-1 | .000 | 2-2 | 1.000 | 2-3-5 | 4 | 2 | 3 | 2 | 1 | 12 |
| D1 Loyola | 35 | 8-12 | .667 | 0-1 | .000 | 8-10 | .800 | 1-4-5 | 3 | 0 | 1 | 0 | 2 | 24 |
| D5 TCU | 30 | 9-12 | .750 | 0-0 | .000 | 6-11 | .545 | 2-3-5 | 2 | 3 | 4 | 0 | 5 | 24 |
| D13 Southeastern Louisiana | 31 | 9-11 | .818 | 2-2 | 1.000 | 2-6 | .333 | 0-3-3 | 3 | 3 | 0 | 0 | 3 | 22 |
| D17 Florida A&M | 24 | 3-6 | .500 | 0-1 | .000 | 10-12 | .833 | 0-3-3 | 2 | 3 | 1 | 0 | 1 | 16 |
| D19 Florida Gulf Coast | 35 | 6-8 | .750 | 0-0 | .000 | 5-11 | .455 | 0-4-4 | 3 | 1 | 3 | 0 | 2 | 17 |
| D22 South Florida | 33 | 5-10 | .500 | 0-1 | .000 | 0-2 | .000 | 1-1-2 | 2 | 1 | 5 | 0 | 3 | 10 |
| D23 UNLV | 25 | 8-13 | .615 | 0-0 | .000 | 2-4 | .500 | 0-1-1 | 3 | 3 | 4 | 0 | 1 | 18 |
| J2 Maryland Eastern Shore | 30 | 1-3 | .333 | 0-1 | .000 | 1-4 | .250 | 0-0-0 | 2 | 2 | 4 | 0 | 2 | 3 |
| J8 Kentucky | 24 | 5-12 | .417 | 0-0 | .000 | 9-10 | .900 | 2-0-2 | 4 | 2 | 5 | 0 | 3 | 19 |
| J11 Ole Miss | 34 | 0-7 | .000 | 0-3 | .000 | 15-18 | .833 | 1-4-5 | 2 | 4 | 3 | 2 | 7 | 15 |
| J15 Alabama | 29 | 4-8 | .500 | 0-0 | .000 | 4-6 | .667 | 1-3-4 | 0 | 1 | 5 | 1 | 1 | 12 |
| J18 Texas A&M | 39 | 7-11 | .636 | 1-2 | .500 | 8-13 | .615 | 0-6-6 | 2 | 5 | 3 | 2 | 1 | 23 |
| J22 Auburn | 26 | 1-6 | .167 | 0-2 | .000 | 4-4 | 1.000 | 2-4-6 | 5 | 8 | 0 | 1 | 1 | 6 |
| J25 Ole Miss | 22 | 2-7 | .286 | 0-1 | .000 | 0-0 | .000 | 0-2-2 | 2 | 3 | 3 | 0 | 2 | 4 |
| J30 Florida | 29 | 6-12 | .500 | 0-0 | .000 | 0-1 | .000 | 2-2-4 | 3 | 1 | 4 | 0 | 3 | 12 |
| F1 Vanderbilt | 25 | 2-10 | .200 | 0-2 | .000 | 0-0 | .000 | 0-2-2 | 2 | 0 | 3 | 1 | 2 | 4 |
| F5 Texas A&M | 27 | 3-12 | .250 | 2-4 | .500 | 2-4 | .500 | 0-3-3 | 1 | 4 | 2 | 1 | 1 | 10 |
| F8 Kentucky | 27 | 6-12 | .500 | 0-1 | .000 | 0-0 | .000 | 2-3-5 | 4 | 1 | 3 | 0 | 1 | 12 |
| F12 Georgia | 22 | 3-11 | .273 | 0-3 | .000 | 4-6 | .667 | 2-0-2 | 5 | 1 | 4 | 1 | 2 | 10 |
| F15 Auburn | 19 | 4-9 | .444 | 0-1 | .000 | 0-2 | .000 | 1-1-2 | 5 | 5 | 2 | 0 | 2 | 8 |
| F19 LSU | 32 | 11-16 | .688 | 1-2 | .500 | 10-14 | .714 | 2-1-3 | 5 | 3 | 2 | 1 | 3 | 33 |
| F22 Arkansas | 28 | 4-8 | .500 | 1-1 | 1.000 | 1-4 | .250 | 1-5-6 | 3 | 2 | 4 | 0 | 0 | 10 |
| F26 Tennessee | | | | | | | | | | | | | | |
| M1 Missouri | | | | | | | | | | | | | | |
| M5 Georgia | | | | | | | | | | | | | | |
| M8 South Carolina | | | | | | | | | | | | | | |
| M13 SECT | | | | | | | | | | | | | | |

Season & MSU Highs

Points

Season: 33, LSU (2-19-14)
 Career: 33, LSU (2-19-14)

Field Goals Made

Season: 11, LSU (2-19-14)
 Career: 11, LSU (2-19-14)

Field Goals Attempted

Season: 16, LSU (2-19-14)
 Career: 17, twice,
 last vs. Tennessee (3-14-13)

3-Point FG Made

Season: 2, twice,
 last vs. Texas A&M (2-5-14)
 Career: 2, five times,
 last vs. Texas A&M (2-5-14)

3-Point FG Attempted

Season: 4, Texas A&M (2-5-14)
 Career: 7, Providence (12-1-12)

Free Throws Made

Season: 15, Ole Miss (1-11-14)
 Career: 15, Ole Miss (1-11-14)

Free Throws Attempted

Season: 18, Ole Miss (1-11-14)
 Career: 18, Ole Miss (1-11-14)

Rebounds

Season: 6, three times,
 last vs. Arkansas (2-22-14)
 Career: 8, Florida (2-9-13)

Assists

Season: 8, Auburn (1-22-14)
 Career: 9, Ole Miss (3-2-13)

Blocks

Season: 2, three times,
 last vs. Texas A&M (1-18-14)
 Career: 2, seven times,
 last vs. Texas A&M (1-18-14)

Steals

Season: 7, Ole Miss (1-11-14)
 Career: 7, Ole Miss (1-11-14)

Minutes

Season: 39, Texas A&M (1-18-14)
 Career: 39, Texas A&M (1-18-14)

CAREER STATS FOR CRAIG SWORD

| Year | GP-GS | Min/Avg | FG-FGA | Pct | 3FM-3GA | Pct | FT-FTA | Pct | Rebs | PF-D | Asst | TO | Blk | Stl | Pts/Avg |
|---------|-------|-----------|---------|------|---------|------|---------|------|---------|--------|------|-----|-----|-----|----------|
| 2012-13 | 32-30 | 854/26.7 | 120-296 | .405 | 13-67 | .194 | 82-148 | .554 | 92-2.9 | 92-8 | 75 | 127 | 14 | 55 | 335/10.5 |
| 2013-14 | 27-27 | 753/27.9 | 130-267 | .487 | 8-34 | .235 | 96-152 | .632 | 96-3.6 | 79-4 | 71 | 80 | 13 | 53 | 364/13.5 |
| TOTALS | 59-56 | 1607/27.2 | 250-563 | .444 | 21-101 | .208 | 178-300 | .593 | 188-3.2 | 171-12 | 146 | 207 | 27 | 108 | 699/11.8 |

EXHIBITION 1 — Nov. 3, 2013

| | |
|-------------------|----|
| Mississippi State | 86 |
| Auburn Montgomery | 57 |

Humphrey Coliseum • 3 p.m.
Starkville, MS

Colin Borchert scored 23 points and Gavin Ware posted a double-double as Mississippi State defeated Auburn-Montgomery, 86-57.

MSU scored the game's first five points and never trailed in the contest. The Bulldogs shot 51.7 percent from the floor and used its significant height advantage to post plus-11 rebounding advantage against the Division II Warhawks.

In his MSU point guard debut, I.J. Ready had a solid start. In 22 minutes of play, Ready scored only two points but was credited with four assists and two steals, with only one turnover.

For the contest, the Bulldogs shot better than 50 percent each half and hit 42.9 percent from 3-point range. Borchert led the offensive attack with an 8-for-9 night from the field and a 5-of-6 night from the free throw line.

Ware, a sophomore from Starkville, scored 10 points and collected a game-high 12 rebounds for the double-double.

The Bulldogs used defensive pressure to key a 12-2 run early. A free throw by Ware capped the run and pushed the MSU advantage to 21-10 with 8:49 left in the half. AUM hit a couple of 3-point baskets to fight back within 12.

Leading 33-19, MSU ended the half with an 11-3 run for a 44-22 halftime advantage.

The Bulldogs continued the strong offensive play to start the second half, as the lead was quickly pushed out to 56-24 at the first media timeout of the second half.

MSU held a 42-31 rebounding advantage.

Auburn Montgomery

| Player | FG | 3FG | FT | RB | PF | PT | A | Min |
|---------------|--------------|-------------|-------------|-----------|-----------|-----------|-----------|------------|
| Wade | f 2-5 | 0-0 | 2-2 | 2 | 4 | 6 | 0 | 21 |
| Davis | g 1-9 | 1-2 | 1-3 | 1 | 1 | 4 | 1 | 20 |
| Jones | g 0-4 | 0-3 | 1-3 | 5 | 2 | 0 | 0 | 20 |
| Jackson | g 2-3 | 0-1 | 0-0 | 2 | 0 | 4 | 3 | 22 |
| Howard | g 0-2 | 0-1 | 0-0 | 0 | 1 | 0 | 0 | 3 |
| Murphy | 6-13 | 0-1 | 0-0 | 8 | 1 | 12 | 5 | 31 |
| Person | 3-3 | 0-0 | 0-0 | 1 | 5 | 6 | 1 | 15 |
| Washington | 1-3 | 0-0 | 2-4 | 1 | 3 | 4 | 0 | 15 |
| Harrell | 3-6 | 2-4 | 0-0 | 2 | 4 | 8 | 1 | 22 |
| Carney | 3-9 | 2-7 | 0-0 | 0 | 1 | 8 | 0 | 14 |
| Harris | 2-6 | 0-0 | 1-2 | 5 | 2 | 5 | 0 | 17 |
| TOTALS | 23-63 | 5-19 | 6-11 | 31 | 24 | 57 | 11 | 200 |

Mississippi State

| Player | FG | 3FG | FT | RB | PF | PT | A | Min |
|---------------|--------------|-------------|--------------|-----------|-----------|-----------|-----------|------------|
| Borchert | f 8-9 | 2-2 | 5-6 | 6 | 1 | 23 | 0 | 25 |
| Ware | f 3-7 | 0-0 | 4-7 | 12 | 3 | 10 | 0 | 23 |
| Thomas | g 3-7 | 2-5 | 0-0 | 3 | 2 | 8 | 0 | 23 |
| Ready | g 1-3 | 0-0 | 0-0 | 0 | 0 | 2 | 4 | 22 |
| Sword | g 6-10 | 0-1 | 0-0 | 2 | 0 | 12 | 2 | 19 |
| Applewhite | 3-4 | 2-3 | 4-4 | 4 | 1 | 12 | 3 | 19 |
| Bloodman | 2-6 | 0-2 | 3-4 | 5 | 3 | 7 | 5 | 23 |
| Prater | 0-0 | 0-0 | 0-0 | 0 | 0 | 0 | 0 | 6 |
| Cunningham | 1-4 | 0-1 | 2-2 | 2 | 1 | 4 | 1 | 18 |
| Johnson | 3-8 | 0-0 | 2-2 | 6 | 2 | 8 | 3 | 22 |
| TOTALS | 30-58 | 6-14 | 20-25 | 42 | 13 | 86 | 18 | 200 |

Halftime: MSU 44, AUM 22. FG%: MSU 53.6%, AUM 34.6%. 3FG%: MSU 30.0%, AUM 20.0%. FT%: MSU 91.7%, AUM 75.0%. Turnovers: MSU 15 (Ware 4), AUM 20 (Murphy 4). Blocked Shots: MSU 6 (Borchert 3), AUM 1 (Wade 1). Steals: MSU 10 (Ware 3), AUM 6 (Murphy 3). Officials: Ed Corbet, Tony Henderson, Marc Ellard. Attendance: N/A.

GAME 1 — Nov. 8, 2013

| | |
|-------------------|----|
| Mississippi State | 71 |
| Prairie View | 56 |

Humphrey Coliseum • 7 p.m.
Starkville, MS

Mississippi State used a dominating inside game to beat Prairie View, 71-56.

Gavin Ware posted his third career double-double (15 points and 15 rebounds).

In his MSU debut, freshman guard I.J. Ready added 14 points, two assists and three steals in 30 minutes of work.

MSU shot 42.2 percent from the floor but was plagued by 21 turnovers. Despite the tighter restrictions on foul calling, the Bulldogs did well there, only being called for 19 personals.

Leading 62-55, the Bulldogs followed a timeout with three straight defensive turnovers and three baskets on the other end for a game-clinching 7-0 run.

MSU scored the game's first five points and held a sizeable lead throughout the contest. A layup by Johnson capped an 11-2 run and extended the lead to 18-9. Prairie View closed within five at 22-17 only to see more full-court pressure lead to a 7-1 run and a 29-18 lead for the Bulldogs.

That last spurt helped push MSU to a 38-28 lead at the intermission.

MSU extended the lead to 45-29 on an old-fashioned 3-point play by Ware. Still, the Panthers had a couple of strong offensive possessions where they beat the Bulldogs back down the court to stay in the contest.

A 3-point basket by Montrael Scott whittled the lead to 62-55 before the game-decisive run. That run included a layup by Trivante Bloodman, a 3-pointer by Ready and a layup by Colin Borchert.

MSU held a 51-27 rebounding advantage.

Prairie View

| Player | FG | 3FG | FT | RB | PF | PT | A | Min |
|---------------|--------------|-------------|--------------|-----------|-----------|-----------|----------|------------|
| Robinson | f 1-6 | 0-5 | 0-0 | 1 | 1 | 2 | 0 | 28 |
| Chapman | f 2-2 | 0-0 | 1-2 | 3 | 4 | 5 | 0 | 21 |
| Hagood | f 4-5 | 0-0 | 3-4 | 2 | 3 | 11 | 3 | 32 |
| Brisco | g 0-6 | 0-5 | 0-0 | 2 | 1 | 0 | 0 | 21 |
| Scott | g 5-12 | 1-3 | 4-6 | 3 | 3 | 15 | 1 | 30 |
| Adams | 0-0 | 0-0 | 0-0 | 0 | 0 | 0 | 1 | 7 |
| Munks | 3-12 | 1-6 | 6-8 | 4 | 2 | 13 | 1 | 25 |
| Agho | 2-2 | 0-0 | 1-1 | 3 | 3 | 5 | 0 | 16 |
| Montgomery | 2-3 | 1-1 | 0-0 | 5 | 2 | 5 | 0 | 10 |
| Jenkins | 0-0 | 0-0 | 0-0 | 0 | 3 | 0 | 0 | 6 |
| York | 0-2 | 0-2 | 0-0 | 0 | 0 | 0 | 0 | 4 |
| TOTALS | 19-50 | 3-22 | 15-21 | 27 | 22 | 56 | 6 | 200 |

Mississippi State

| Player | FG | 3FG | FT | RB | PF | PT | A | Min |
|---------------|--------------|-------------|--------------|-----------|-----------|-----------|-----------|------------|
| Borchert | f 2-5 | 1-3 | 2-2 | 4 | 3 | 7 | 0 | 24 |
| Ware | f 6-11 | 0-0 | 3-5 | 15 | 1 | 15 | 0 | 31 |
| Applewhite | g 2-8 | 1-2 | 4-4 | 9 | 2 | 9 | 4 | 25 |
| Ready | g 6-10 | 2-3 | 0-0 | 3 | 1 | 14 | 2 | 30 |
| Sword | g 2-9 | 0-2 | 2-4 | 5 | 2 | 6 | 3 | 29 |
| Bloodman | 3-7 | 0-0 | 1-2 | 6 | 4 | 7 | 2 | 26 |
| Cunningham | 1-6 | 0-2 | 0-0 | 1 | 3 | 2 | 2 | 19 |
| Johnson | 5-8 | 0-0 | 1-4 | 7 | 3 | 11 | 0 | 16 |
| TOTALS | 27-64 | 4-12 | 13-21 | 51 | 19 | 71 | 13 | 200 |

Halftime: MSU 38, PV 28. FG%: MSU 42.2%, PV 38.0%. 3FG%: MSU 33.3%, PV 13.6%. FT%: MSU 61.9%, PV 71.4%. Turnovers: MSU 21 (Sword 6), PV 19 (Hagood 5). Blocked Shots: MSU 2 (Borchert, Applewhite 1), PV 4 (Robinson, Agho 2). Steals: MSU 8 (Cunningham, Ready 3) PV 10 (Hagood 3). Officials: Patrick Evans, Kevin Fehr, Brian Shey. Attendance: 6,853.

GAME 2 — Nov. 14, 2013

| | |
|-------------------|----|
| Mississippi State | 78 |
| Kennesaw State | 55 |

Humphrey Coliseum • 7 p.m.
Starkville, MS

Mississippi State used a dominating inside game to beat Prairie View, 71-56.

Gavin Ware posted his third career double-double (15 points and 15 rebounds).

In the second half, the Bulldogs shot 53.3 percent from the floor and expanded a 35-31 halftime lead.

MSU placed five players in double figures and forced 26 turnovers.

Strong 3-point shooting allowed Kennesaw State to hold the early lead. A 3-pointer by Nigel Pruitt and follow-up basket by Yonel Brown placed the Owls on top 18-14. The Bulldogs took the lead for good at 20-19 on a free throw by Fred Thomas with 8:33 left in the contest.

A layup by Roquez Johnson ran the lead to 27-21 with 6:14 left in the half. Kennesaw State hung tough though and trailed only 35-31 at the break.

Dre Applewhite and IJ Ready sparked a quick burst to start the second half. A spinning jumper in the lane by Applewhite ran the lead to 42-33 with 16:04 left. A 10-3 run by MSU pushed the Maroon and White advantage to 52-41 with 11:07 left.

MSU took advantage of strong second-half shooting and foul trouble for Kennesaw State to push the lead to as many as 23 in the closing minutes.

Fred Thomas led MSU with 17 points, while Colin Borchert added 15 points, Craig Sword added 13 points and Trivante Bloodman added 11 points.

Kennesaw State

| Player | FG | 3FG | FT | RB | PF | PT | A | Min |
|---------------|--------------|-------------|-------------|-----------|-----------|-----------|-----------|------------|
| Pruitt | f 2-8 | 2-8 | 0-0 | 0 | 1 | 6 | 2 | 17 |
| Morena | f 2-3 | 0-0 | 0-0 | 4 | 5 | 4 | 0 | 10 |
| Coleman | f 4-6 | 0-1 | 1-4 | 6 | 1 | 9 | 1 | 28 |
| Kouassi | g 2-2 | 0-0 | 2-5 | 5 | 5 | 6 | 0 | 29 |
| Brown | g 5-9 | 3-3 | 2-2 | 1 | 0 | 15 | 7 | 35 |
| Love | 3-11 | 1-4 | 1-2 | 3 | 3 | 8 | 2 | 28 |
| Montgomery | 0-1 | 0-1 | 0-0 | 0 | 0 | 0 | 0 | 2 |
| Drees | 2-2 | 0-0 | 1-2 | 4 | 3 | 5 | 0 | 23 |
| Wozniak | 0-1 | 0-0 | 2-2 | 2 | 0 | 2 | 0 | 9 |
| Byers | 0-1 | 0-0 | 0-0 | 1 | 0 | 0 | 1 | 5 |
| Osemhen | 0-2 | 0-0 | 0-0 | 3 | 5 | 0 | 1 | 14 |
| TOTALS | 20-44 | 6-17 | 9-17 | 33 | 23 | 55 | 14 | 200 |

Mississippi State

| Player | FG | 3FG | FT | RB | PF | PT | A | Min |
|---------------|--------------|-------------|--------------|-----------|-----------|-----------|-----------|------------|
| Borchert | f 5-13 | 3-7 | 2-2 | 4 | 4 | 15 | 1 | 29 |
| Ware | f 4-4 | 0-0 | 1-3 | 10 | 2 | 9 | 0 | 23 |
| Thomas | g 6-14 | 4-8 | 1-4 | 3 | 3 | 17 | 3 | 30 |
| Ready | g 0-2 | 0-2 | 0-0 | 2 | 0 | 0 | 6 | 24 |
| Sword | g 6-13 | 1-2 | 0-1 | 3 | 3 | 13 | 4 | 29 |
| Applewhite | 1-3 | 0-1 | 1-2 | 2 | 2 | 3 | 1 | 11 |
| Bloodman | 2-3 | 0-0 | 7-9 | 2 | 1 | 11 | 0 | 16 |
| Davis | 0-1 | 0-1 | 0-0 | 0 | 0 | 0 | 1 | 2 |
| Cunningham | 0-1 | 0-0 | 0-0 | 1 | 1 | 0 | 0 | 11 |
| Johnson | 4-6 | 0-1 | 2-4 | 2 | 2 | 10 | 0 | 25 |
| TOTALS | 28-60 | 8-23 | 14-25 | 33 | 19 | 78 | 16 | 200 |

Halftime: MSU 35, KSU 31. FG%: MSU 46.7%, KSU 45.5%. 3FG%: MSU 34.8%, KSU 35.3%. FT%: MSU 56.0%, KSU 52.9%. Turnovers: MSU 12 (Sword, Applewhite 3), KSU 26 (Coleman 5). Blocked Shots: MSU 4 (Borchert 2), KSU 3 (Three players with 1). Steals: MSU 15 (Three players with 3), KSU 4 (Four players with 1). Officials: Mike Nance, Jeff Smith, John Hampton. Attendance: 6,806.

GAME 3 — Nov. 19, 2013

Mississippi State 94
Mississippi Valley State 72

Humphrey Coliseum • 7 p.m.
Starkville, MS

Gavin Ware recorded his second double-double in three games as MSU claimed a 94-72 win against Mississippi Valley State.

The Bulldogs scored a season-high 94 points and shot a season-best 52.2 percent from the field.

Through the first two games of the season, Ray has talked about the need to get more touches inside the paint for Ware, who responded with a career-high 23 points and 11 rebounds.

The Bulldogs offensive game plan worked to near perfection. MSU dished out 17 assists and only committed a season-low 11 turnovers.

Ware scored seven of his team's first 11 points as the Bulldogs quickly sprinted to an 11-4 lead. A jumper by Craig Sword ran the lead to 19-8 with 13:22 left in the first half.

Sword later scored back-to-back baskets as the lead was quickly pushed up to 30-17. The Bulldogs shot 58.8 percent from the floor in the first half and led 44-29 at the intermission.

Bloodman had eight points, five assists and four steals in 27 minutes of action. Jacoby Davis also saw his first extended playing time of the season with 13 minutes at a guard position.

In the second half, the Delta Devils (1-3) closed within nine at 52-43 with 15:14 left. The Bulldogs then used a 12-4 run to move back out of danger.

MSU would build as large as a 27 point lead.

Mississippi Valley State

| Player | FG | 3FG | FT | RB | PF | PT | A | Min |
|---------------|--------------|-------------|--------------|-----------|-----------|-----------|-----------|------------|
| Ralling | f 1-5 | 0-1 | 2-2 | 3 | 2 | 4 | 0 | 13 |
| Currington | f 5-6 | 0-0 | 0-1 | 3 | 4 | 10 | 0 | 16 |
| Prior | f 7-16 | 1-4 | 4-4 | 5 | 3 | 19 | 4 | 38 |
| Marshall | g 3-6 | 0-1 | 2-2 | 0 | 3 | 8 | 5 | 23 |
| McDoonald | g 4-9 | 2-5 | 2-3 | 2 | 1 | 12 | 1 | 36 |
| Vaught | 0-0 | 0-0 | 0-0 | 2 | 0 | 0 | 1 | 5 |
| Washington | 3-7 | 1-1 | 0-0 | 1 | 0 | 7 | 0 | 12 |
| Fauntleroy | 0-1 | 0-0 | 0-0 | 0 | 0 | 0 | 1 | 5 |
| Dobbs | 1-1 | 0-0 | 2-2 | 0 | 0 | 4 | 0 | 4 |
| Henry | 0-0 | 0-0 | 0-0 | 0 | 1 | 0 | 0 | 7 |
| Francis | 4-6 | 0-0 | 0-0 | 4 | 5 | 8 | 0 | 23 |
| Milshtein | 0-1 | 0-0 | 0-0 | 2 | 1 | 0 | 0 | 5 |
| Hurt | 0-1 | 0-0 | 0-0 | 3 | 1 | 0 | 0 | 13 |
| TOTALS | 28-59 | 4-12 | 12-14 | 27 | 21 | 72 | 12 | 200 |

Mississippi State

| Player | FG | 3FG | FT | RB | PF | PT | A | Min |
|---------------|--------------|-------------|--------------|-----------|-----------|-----------|-----------|------------|
| Borchert | f 6-13 | 2-5 | 0-0 | 4 | 2 | 14 | 4 | 31 |
| Ware | f 8-11 | 0-0 | 7-11 | 11 | 1 | 23 | 0 | 26 |
| Thomas | g 3-9 | 1-3 | 1-1 | 1 | 2 | 8 | 1 | 27 |
| Bloodman | g 4-5 | 0-0 | 0-0 | 2 | 1 | 8 | 5 | 27 |
| Sword | g 5-8 | 0-1 | 0-0 | 4 | 3 | 10 | 1 | 13 |
| Applewhite | 2-3 | 0-0 | 5-6 | 7 | 2 | 9 | 3 | 20 |
| Davis | 2-3 | 2-3 | 0-1 | 2 | 1 | 6 | 0 | 13 |
| Cunningham | 2-4 | 0-1 | 0-0 | 1 | 3 | 4 | 1 | 20 |
| Johnson | 3-11 | 0-1 | 6-8 | 5 | 2 | 12 | 2 | 23 |
| TOTALS | 35-67 | 5-14 | 19-27 | 41 | 17 | 94 | 17 | 200 |

Halftime: MSU 44, MVS 29. FG%: MSU 52.2%, MVS 47.5%. 3FG%: MSU 35.7%, MVS 33.3%. FT%: MSU 70.4%, MVS 85.7%. Turnovers: MSU 11 (Thomas, Applewhite 3), MVS 18 (Marshall 4). Blocked Shots: MSU 3 (Borchert 2), MVS 1 (Francis 1). Steals: MSU 10 (Bloodman 4) MVS 7 (Marshall 2). Officials: Lee Cassell, Chuck Jones, James Barker. Attendance: 6,759.

GAME 4 — Nov. 23, 2013

Utah State 87
Mississippi State 68

Dee Glen Smith Spectrum • 8 p.m.
Logan, Utah

Playing its first road game of the season was a difficult experience for Mississippi State as it dropped an 87-68 decision to Utah State.

Utah State scored five straight points to build an early 13-6 lead. MSU cut it back to 17-16 on a Gavin Ware dunk and 3-pointer from Jacoby Davis. The Aggies scored the game's next seven points and quickly led 24-16.

Utah State hit six first-half 3-point baskets early foul troubles caused a shuffling of the MSU line, as the Aggies led 41-28 at halftime.

The Bulldogs closed within nine twice and then eight at 51-43 on two free throws by Ware. Utah State followed with a 10-0 run, which was eventually halted on a 3-point basket by Dre Applewhite.

MSU got no closer than 10 the rest of the way.

For the contest, the Bulldogs hit 26 of 57 shots from the field (45.6 percent), 5 of 16 shots from 3-point range (31.3 percent) and 11 of 17 shots from the foul line (64.7 percent). The Aggies hit 28 of 54 shots from the field (51.9 percent), 11 of 23 shots from the 3-point range (47.8 percent) and 20 of 27 shots from the foul line (74.1 percent).

Utah State held a 41-23 rebounding advantage.

Ware posted his third double-double of the season with 19 points and 10 rebounds for MSU. Colin Borchert added 15 points, while Craig Sword added 11 points and Applewhite added 10 points.

Mississippi State

| Player | FG | 3FG | FT | RB | PF | PT | A | Min |
|---------------|--------------|-------------|--------------|-----------|-----------|-----------|-----------|------------|
| Borchert | f 6-12 | 3-7 | 0-0 | 1 | 3 | 15 | 1 | 23 |
| Ware | f 8-13 | 0-0 | 3-4 | 10 | 3 | 19 | 1 | 33 |
| Thomas | g 1-5 | 0-2 | 0-1 | 2 | 2 | 2 | 2 | 32 |
| Bloodman | g 1-4 | 0-2 | 0-0 | 0 | 4 | 2 | 6 | 19 |
| Sword | g 5-11 | 0-0 | 1-3 | 4 | 4 | 11 | 5 | 30 |
| Applewhite | 3-4 | 1-1 | 3-4 | 4 | 3 | 10 | 2 | 23 |
| Davis | 1-6 | 1-4 | 2-2 | 0 | 2 | 5 | 0 | 21 |
| Cunningham | 0-0 | 0-0 | 0-0 | 0 | 0 | 0 | 0 | 7 |
| Johnson | 1-2 | 0-0 | 2-3 | 2 | 5 | 4 | 1 | 12 |
| TOTALS | 26-57 | 5-16 | 11-17 | 23 | 26 | 68 | 18 | 200 |

Utah State

| Player | FG | 3FG | FT | RB | PF | PT | A | Min |
|---------------|--------------|--------------|--------------|-----------|-----------|-----------|-----------|------------|
| Butterfield | f 4-7 | 3-5 | 5-6 | 6 | 2 | 16 | 3 | 32 |
| Davis, K. | f 2-5 | 0-0 | 0-0 | 5 | 3 | 4 | 1 | 17 |
| Shaw | f 6-11 | 0-0 | 5-6 | 8 | 4 | 17 | 1 | 24 |
| Medlin | g 7-12 | 4-7 | 3-4 | 2 | 1 | 21 | 6 | 32 |
| Roland | g 2-4 | 1-3 | 0-1 | 1 | 1 | 5 | 2 | 22 |
| Davis, M. | 1-2 | 0-0 | 1-2 | 1 | 1 | 3 | 4 | 16 |
| Clifford | 1-3 | 1-3 | 0-0 | 0 | 0 | 3 | 0 | 6 |
| Noma'aea | 0-0 | 0-0 | 0-0 | 0 | 0 | 0 | 1 | 2 |
| Berger | 0-3 | 0-3 | 0-1 | 1 | 1 | 0 | 0 | 9 |
| Moore | 3-3 | 1-1 | 2-3 | 8 | 0 | 9 | 1 | 17 |
| McGlaston | 2-2 | 1-1 | 0-0 | 1 | 1 | 5 | 0 | 5 |
| Stone | 0-1 | 0-0 | 4-4 | 6 | 3 | 4 | 0 | 16 |
| Harris | 0-1 | 0-0 | 0-0 | 1 | 0 | 0 | 0 | 2 |
| TOTALS | 28-54 | 11-23 | 20-27 | 41 | 17 | 87 | 19 | 200 |

Halftime: US 41, MSU 28. FG%: MSU 45.6%, US 51.9%. 3FG%: MSU 31.3%, US 47.8%. FT%: MSU 64.7%, US 74.1%. Turnovers: MSU 14 (Thomas 3), US 16 (Butterfield 5). Blocked Shots: MSU 3 (Thomas 2), US 2 (Butterfield, Moore 1). Steals: MSU 8 (Three with 2) US 3 (Stone 2). Officials: Dick Cartmell, Larry Spaulding, Bob Staffen. Attendance: 10,043.

GAME 5 — Nov. 27, 2013

Mississippi State 58
Jackson State 56

Humphrey Coliseum • 1 p.m.
Starkville, MS

Mississippi State rallied to beat Jackson State, 58-56 behind 12 second-half points from Craig Sword.

Entering the contest fresh off a win over Tennessee-Martin, Jackson State scored the game's first seven points and led 28-23 at halftime. In the opening half, the Bulldogs shot a season-low 28 percent from the field. Jackson State also held a plus-five rebounding advantage at halftime.

In the second half, MSU moved the ball inside more and only took one three-point shot attempt, compared to 12 in the first half.

The Bulldogs only held two leads in the first half. In the second half, MSU gained more focus but still had trouble gaining complete control of the contest.

A dunk by Roquez Johnson gave MSU a 35-34 lead with 15:00 left in the contest. MSU eventually scored eight straight points to build a 39-34 lead on a jumper by Trivante Bloodman.

Jackson State rallied and grabbed a 44-42 lead on a layup by Julysse Nobles with 9:32 left.

MSU battled back for a 51-51 tie on a Sword tip-in with 5:31 left.

The Bulldogs took the lead for good at 57-55 on a Sword jumper with 1:21 left.

MSU held a 33-32 rebounding advantage. The Bulldogs had six assists and 19 turnovers, while the Tigers had five assists and 15 turnovers.

Playing only 26 minutes due to foul trouble, Sword led MSU with his 12 points.

Jackson State

| Player | FG | 3FG | FT | RB | PF | PT | A | Min |
|---------------|--------------|-------------|--------------|-----------|-----------|-----------|----------|------------|
| Bolden | f 0-2 | 0-0 | 0-0 | 3 | 4 | 15 | 2 | 10 |
| West | f 4-6 | 0-0 | 2-2 | 12 | 2 | 19 | 0 | 32 |
| Nobles | g 8-21 | 0-4 | 6-9 | 3 | 2 | 2 | 2 | 39 |
| Brent | g 1-7 | 1-5 | 0-0 | 6 | 1 | 2 | 0 | 33 |
| Robinson | g 2-3 | 0-0 | 0-0 | 2 | 3 | 11 | 0 | 16 |
| Taylor | 1-4 | 0-0 | 5-6 | 1 | 3 | 10 | 1 | 31 |
| Stubbs | 3-9 | 0-1 | 2-2 | 3 | 1 | 5 | 0 | 29 |
| Love | 0-0 | 0-0 | 0-0 | 0 | 0 | 0 | 0 | 2 |
| Middleton | 1-2 | 0-0 | 0-0 | 2 | 0 | 4 | 0 | 8 |
| TOTALS | 20-54 | 1-10 | 15-19 | 32 | 16 | 56 | 5 | 200 |

Mississippi State

| Player | FG | 3FG | FT | RB | PF | PT | A | Min |
|---------------|--------------|-------------|--------------|-----------|-----------|-----------|----------|------------|
| Borchert | f 3-6 | 0-2 | 0-0 | 5 | 4 | 15 | 0 | 30 |
| Ware | f 2-5 | 0-0 | 0-0 | 7 | 1 | 19 | 0 | 25 |
| Thomas | g 3-10 | 1-4 | 4-5 | 6 | 3 | 2 | 0 | 33 |
| Bloodman | g 2-4 | 1-2 | 1-2 | 1 | 1 | 2 | 2 | 31 |
| Sword | g 5-10 | 0-1 | 2-2 | 5 | 4 | 11 | 2 | 26 |
| Applewhite | 1-5 | 0-1 | 0-2 | 2 | 1 | 10 | 1 | 13 |
| Davis | 2-3 | 2-3 | 0-0 | 2 | 1 | 5 | 0 | 9 |
| Cunningham | 0-0 | 0-0 | 0-0 | 0 | 0 | 0 | 1 | 8 |
| Johnson | 2-3 | 0-0 | 7-8 | 2 | 1 | 4 | 0 | 25 |
| TOTALS | 20-46 | 4-13 | 14-19 | 33 | 16 | 58 | 6 | 200 |

Halftime: JSU 28, MSU 23. FG%: MSU 43.5%, JSU 37.0%. 3FG%: MSU 30.8%, JSU 10.0%. FT%: MSU 73.7%, JSU 78.9%. Turnovers: MSU 19 (Three players with 3), JSU 15 (Nobles 5). Blocked Shots: MSU 6 (Three players with 2), JSU 0. Steals: MSU 6 (Bloodman, Applewhite 2) JSU 8 (West 3). Officials: Ron Groover, Patrick Evans, John Healy. Attendance: 6,776.

GAME 6 — DEC. 1, 2013

| | |
|-------------------|----|
| Mississippi State | 65 |
| Loyola | 64 |

Humphrey Coliseum • Noon
Starkville, MS

The dynamic duo of Craig Sword outside and Roquez Johnson inside lifted Mississippi State to a 65-64 overtime win against Loyola.

The teams were playing the "Game of Change" to commemorate the 50th anniversary of the two schools' historic meeting in the 1963 NCAA Tournament.

The contest was nip-and-tuck throughout. The score was tied 13 times and the lead changed hands 20 times. The largest lead for Loyola was seven points in the first half and the largest lead for MSU was six points in the second half.

Sword scored 24 points to lead the Bulldogs' offensive efforts. Johnson poured in a career-high 20 points.

The Bulldogs struggled out of the gates early offensively. MSU held a 9-8 lead before Loyola reeled off a 10-2 run for an 18-11 lead.

MSU battled back on top at 23-22 and at the half it was 29-all.

In the second half, Loyola led 38-33 before MSU answered with an 11-0 run. Tyson Cunningham hit back-to-back 3-point baskets to spark the run. The lead stood at 44-38 on a Sword layup with 12:10 left in the contest.

The lead went back and forth a few more times before Milton Doyle hit a 3-pointer for Loyola to tie the contest at 56 with 1:09 left.

Loyola built a four-point lead in overtime at 60-56. A dunk by Sword capped a 5-0 run as MSU grabbed a 61-60 lead. A 9-2 run by MSU ran the lead to 65-62 with 54 seconds left in the overtime.

| Loyola | | | | | | | | | | |
|---------------|--------------|-------------|--------------|-----------|-----------|-----------|-----------|------------|--|--|
| Player | FG | 3FG | FT | RB | PF | PT | A | Min | | |
| King | c 1-1 | 0-0 | 0-0 | 1 | 0 | 2 | 0 | 6 | | |
| Crisman | g 1-5 | 1-2 | 0-0 | 3 | 1 | 3 | 5 | 32 | | |
| White | g 3-6 | 0-0 | 0-0 | 1 | 3 | 6 | 2 | 31 | | |
| Thomas | g 5-10 | 0-0 | 2-2 | 9 | 4 | 12 | 0 | 36 | | |
| Doyle | g 7-13 | 2-5 | 6-8 | 4 | 4 | 22 | 1 | 34 | | |
| Johnson | 0-2 | 0-1 | 0-0 | 7 | 1 | 0 | 0 | 14 | | |
| Pickett | 1-3 | 0-1 | 0-0 | 2 | 1 | 2 | 1 | 9 | | |
| Turk | 3-9 | 2-7 | 2-2 | 3 | 4 | 10 | 0 | 33 | | |
| Dokubo | 0-0 | 0-0 | 0-0 | 0 | 0 | 0 | 0 | 1 | | |
| Leary | 2-4 | 1-2 | 2-2 | 3 | 5 | 7 | 3 | 27 | | |
| Nixon | 0-1 | 0-1 | 0-0 | 0 | 1 | 0 | 0 | 2 | | |
| TOTALS | 23-54 | 6-19 | 12-14 | 35 | 24 | 64 | 12 | 225 | | |

| Mississippi State | | | | | | | | | | |
|-------------------|--------------|-------------|--------------|-----------|-----------|-----------|-----------|------------|--|--|
| Player | FG | 3FG | FT | RB | PF | PT | A | Min | | |
| Borchert | f 2-8 | 1-6 | 1-2 | 0 | 5 | 6 | 3 | 32 | | |
| Ware | f 0-3 | 0-0 | 0-2 | 5 | 3 | 0 | 0 | 16 | | |
| Thomas | g 3-8 | 1-4 | 0-2 | 3 | 3 | 7 | 0 | 37 | | |
| Bloodman | g 1-2 | 0-0 | 0-0 | 1 | 2 | 2 | 2 | 39 | | |
| Sword | g 8-12 | 0-1 | 8-10 | 5 | 3 | 24 | 0 | 35 | | |
| Applewhite | 0-0 | 0-0 | 0-0 | 0 | 1 | 0 | 0 | 10 | | |
| Davis | 0-1 | 0-1 | 0-0 | 0 | 0 | 0 | 2 | 6 | | |
| Cunningham | 2-3 | 2-3 | 0-0 | 0 | 0 | 6 | 1 | 13 | | |
| Johnson | 6-10 | 0-1 | 8-12 | 11 | 2 | 20 | 2 | 37 | | |
| TOTALS | 22-47 | 4-16 | 17-28 | 27 | 19 | 65 | 10 | 225 | | |

Halftime: MSU 29, LC 29. FG%: MSU 46.8%, LC 42.6%. 3FG%: MSU 25.0%, LC 31.6%. FT%: MSU 60.7%, LC 85.7%. Turnovers: MSU 9 (Thomas 3), LC 14 (Doyle 4). Blocked Shots: MSU 1 (Thomas 1), LC 1 (Turk 1). Steals: MSU 7 (Sword 2) LC 2 (White 2). Officials: Mike Nance, Antinio Petty, Todd Austin. Attendance: 6,010.

GAME 7 — DEC. 5, 2013

| | |
|-------------------|----|
| TCU | 71 |
| Mississippi State | 61 |

Humphrey Coliseum • 6 p.m.
Starkville, MS

A late rally fell short as the Mississippi State dropped a 71-61 decision to TCU in the Big 12/SEC Challenge.

MSU managed two two-point leads early in the game. TCU took advantage of the early offensive struggles to build a comfortable lead.

TCU built a 19-8 lead, as MSU did not reach double digits scoring until 11 minutes had been played. In the opening half, MSU shot 36 percent from the field and trailed 34-22 at the intermission.

TCU stretched the lead to 18 at 45-27 with less than five minutes gone by in the second half. MSU turned up the intensity on both ends of the floor and made a run.

Still down 18 at 52-34, the Bulldogs trimmed the deficit to 10 points at 55-45 on a three-pointer by Ready. A jumper by Roquez Johnson capped a 16-4 run as MSU closed within 59-56 with 2:28 left in the contest.

The Bulldogs turned the ball over the next possession and the Horned Frogs hit 10 of 12 free throws to seal the victory.

For the contest, the Bulldogs hit 24 of 56 shots from the field (42.9 percent), 3 of 18 shots from 3-point range (16.7 percent) and 10 of 20 shots from the foul line (50.0 percent). The Horned Frogs hit 20 of 44 shots from the field (45.5 percent), 6 of 14 shots from 3-point range (42.9 percent) and 25 of 31 shots from the foul line (80.6 percent).

TCU held a 34-32 rebounding advantage. The Bulldogs had nine assists and 15 turnovers, while the Horned Frogs had seven assists and 17 turnovers.

| TCU | | | | | | | | | | |
|---------------|--------------|-------------|--------------|-----------|-----------|-----------|----------|------------|--|--|
| Player | FG | 3FG | FT | RB | PF | PT | A | Min | | |
| Parrish | f 1-6 | 1-4 | 3-4 | 1 | 3 | 6 | 0 | 25 | | |
| Shepherd | c 2-4 | 0-0 | 5-6 | 16 | 4 | 9 | 0 | 36 | | |
| Anderson | g 4-7 | 1-2 | 7-7 | 2 | 3 | 16 | 4 | 36 | | |
| Gore | g 0-1 | 0-0 | 0-0 | 1 | 3 | 0 | 0 | 7 | | |
| Ray | g 3-8 | 0-1 | 3-4 | 5 | 3 | 9 | 2 | 37 | | |
| Hill | 7-13 | 3-5 | 3-4 | 3 | 2 | 20 | 0 | 24 | | |
| Williams | 3-5 | 1-2 | 4-6 | 3 | 0 | 11 | 1 | 30 | | |
| Montigel | 0-0 | 0-0 | 0-0 | 2 | 0 | 0 | 0 | 5 | | |
| TOTALS | 20-44 | 6-14 | 25-31 | 34 | 18 | 71 | 7 | 200 | | |

| Mississippi State | | | | | | | | | | |
|-------------------|--------------|-------------|--------------|-----------|-----------|-----------|----------|------------|--|--|
| Player | FG | 3FG | FT | RB | PF | PT | A | Min | | |
| Borchert | f 1-4 | 0-3 | 0-0 | 2 | 4 | 2 | 2 | 15 | | |
| Ware | f 4-9 | 0-0 | 1-1 | 6 | 4 | 9 | 0 | 24 | | |
| Thomas | g 0-4 | 0-3 | 1-2 | 3 | 2 | 1 | 2 | 24 | | |
| Bloodman | g 1-4 | 0-1 | 0-0 | 1 | 3 | 2 | 2 | 25 | | |
| Sword | g 9-12 | 0-0 | 6-11 | 5 | 2 | 24 | 3 | 30 | | |
| Applewhite | 2-5 | 0-1 | 1-2 | 4 | 3 | 5 | 0 | 14 | | |
| Davis | 0-1 | 0-1 | 0-0 | 0 | 0 | 0 | 0 | 3 | | |
| Ready | 3-8 | 3-7 | 0-0 | 0 | 1 | 9 | 0 | 23 | | |
| Cunningham | 0-2 | 0-2 | 0-0 | 0 | 1 | 0 | 0 | 8 | | |
| Johnson | 4-7 | 0-0 | 1-4 | 6 | 2 | 9 | 0 | 34 | | |
| TOTALS | 24-56 | 3-18 | 10-20 | 32 | 22 | 61 | 9 | 200 | | |

Halftime: TCU 34, MSU 22. FG%: MSU 42.9%, TCU 45.5%. 3FG%: MSU 25.0%, TCU 42.9%. FT%: MSU 50.0%, TCU 80.6%. Turnovers: MSU 15 (Sword 4), TCU 17 (Anderson 6). Blocked Shots: MSU 3 (Thomas 2), TCU 4 (Shepherd 3). Steals: MSU 10 (Sword 5), TCU 6 (Ray 3). Officials: Tony Greene, Ron Groover, Byron Jarrett. Attendance: 6,795.

GAME 8 — DEC. 13, 2013

| | |
|------------------------|----|
| Mississippi State | 68 |
| Southeastern Louisiana | 62 |

BancorpSouth Arena • 7 p.m.
Tupelo, MS

Craig Sword scored 22 points on 9-of-11 shooting as Mississippi State defeated Southeastern Louisiana, 68-62.

In a nip-and-tuck battle, the Bulldogs did not take the lead for good until the closing minutes. Playing its annual in-state game away from campus, MSU (6-2) improved to 4-0 all-time in Tupelo.

The Bulldogs held the Lions to one field goal over the first seven minutes of the game and quickly sprinted to a 12-2 lead. The Lions hit a couple of 3s and quickly got back within 14-11.

A 3-pointer by Sword ran the lead back to 17-11. A basket by Trivante Bloodman ran the lead to 26-20. The Lions came back with a 10-3 run to take a 30-29 lead.

A 3-pointer by Julian Chiera placed Southeastern Louisiana on top 33-32 at halftime.

Southeastern Louisiana quickly built a 40-34 lead less than two minutes played in the second half. MSU did not take the lead for good until Sword scored six straight points for a 50-48 advantage with 13:08 left.

The Bulldogs took the lead for good on a layup by Sword at 56-54 with 7:30 left. A follow-up 3-pointer by Sword ran the lead to 60-56.

For the contest, the Bulldogs hit 25 of 46 shots from the field (54.3 percent), 3 of 8 shots from 3-point range (37.5 percent) and 15 of 28 shots from the foul line (53.6 percent). The Lions hit 25 of 63 shots from the field (39.7 percent), 6 of 24 shots from 3-point range (25.0 percent) and 6 of 8 shots from the foul line (75.0 percent).

MSU held a 34-31 rebounding advantage. The Bulldogs had 12 assists and 14 turnovers.

| SELA | | | | | | | | | | |
|---------------|--------------|-------------|------------|-----------|-----------|-----------|-----------|------------|--|--|
| Player | FG | 3FG | FT | RB | PF | PT | A | Min | | |
| Upson | f 2-4 | 0-0 | 0-0 | 5 | 4 | 4 | 1 | 21 | | |
| Benton | f 10-17 | 1-3 | 5-6 | 8 | 3 | 26 | 0 | 40 | | |
| Evans | g 0-3 | 0-2 | 0-0 | 0 | 3 | 0 | 2 | 12 | | |
| Filmore | g 2-8 | 2-7 | 0-0 | 1 | 3 | 6 | 6 | 38 | | |
| Ricard | g 3-9 | 1-4 | 1-2 | 4 | 4 | 8 | 3 | 28 | | |
| Hawkins | 4-13 | 0-5 | 0-0 | 4 | 0 | 8 | 0 | 28 | | |
| Chiera | 2-5 | 1-2 | 0-0 | 0 | 4 | 5 | 0 | 15 | | |
| Cooper | 0-0 | 0-0 | 0-0 | 0 | 0 | 0 | 0 | 1 | | |
| Ochie | 2-4 | 1-1 | 0-0 | 5 | 3 | 5 | 0 | 17 | | |
| TOTALS | 25-63 | 6-24 | 6-8 | 31 | 24 | 62 | 12 | 200 | | |

| Mississippi State | | | | | | | | | | |
|-------------------|--------------|------------|--------------|-----------|-----------|-----------|-----------|------------|--|--|
| Player | FG | 3FG | FT | RB | PF | PT | A | Min | | |
| Ware | f 4-6 | 0-0 | 1-3 | 6 | 2 | 9 | 1 | 33 | | |
| Johnson | f 3-6 | 0-0 | 0-2 | 3 | 0 | 6 | 1 | 10 | | |
| Applewhite | g 1-1 | 0-0 | 4-6 | 1 | 3 | 6 | 1 | 23 | | |
| Ready | g 1-5 | 0-1 | 0-0 | 2 | 3 | 2 | 4 | 25 | | |
| Sword | g 9-11 | 2-2 | 2-6 | 3 | 3 | 22 | 3 | 31 | | |
| Thomas | 3-10 | 0-1 | 2-2 | 6 | 1 | 8 | 0 | 25 | | |
| Borchert | 2-5 | 1-4 | 4-4 | 7 | 3 | 9 | 0 | 27 | | |
| Bloodman | 1-1 | 0-0 | 2-5 | 4 | 0 | 4 | 2 | 22 | | |
| Cunningham | 1-1 | 0-0 | 0-0 | 0 | 0 | 2 | 0 | 4 | | |
| TOTALS | 25-46 | 3-8 | 15-28 | 34 | 15 | 68 | 12 | 200 | | |

Halftime: SELA 33, MSU 32. FG%: MSU 54.3%, SELA 39.7%. 3FG%: MSU 37.5%, SELA 25.0%. FT%: MSU 53.6%, SELA 75.0%. Turnovers: MSU 14 (Ready 4), SELA 12 (Benton 4). Blocked Shots: MSU 4 (Borchert 2), SELA 1 (Filmore). Steals: MSU 8 (Sword 3), SELA 6 (Evans 2). Officials: Ted Valentine, Anthony Jordan, James Breeding. Attendance: 2,035.

GAME 9 — DEC. 17, 2013

| | |
|-------------------|----|
| Mississippi State | 78 |
| Florida A&M | 65 |

Humphrey Coliseum • 7 p.m.
Starkville, MS

Mississippi State has been looking for more first-half offense in men's basketball this season, and it got just that in a 78-65 victory against Florida A&M.

MSU hit 33 of 45 attempts at the free throw line while only committing 12 turnovers. The Bulldogs never trailed in the contest.

Craig Sword paced MSU with 16 points while Dre Applewhite recorded his first-career double-double with 14 points and 11 rebounds.

MSU quickly scored the game's first five points on a 3-point by Colin Borchert and a follow-up basket by Craig Sword.

The Rattlers closed within 10-9 before the Bulldogs scored the game's next four points on two free throws by Trivante Bloodman and a layup by Sword.

MSU held Florida A&M scoreless for a stretch better than four minutes as the Bulldogs built the lead to 25-13.

The Bulldogs pushed the lead to 36-20 on a Sword layup with 1:50 left in the half.

In the opening half, the Bulldogs converted 52 percent of their shots from the field.

For MSU, 42 points was the second most points in a first half this season. The halftime advantage was the season's largest.

MSU scored the first nine points of the second half and forced five turnovers over the first four minutes.

Florida A&M

| Player | FG | 3FG | FT | RB | PF | PT | A | Min |
|---------------|--------------|-------------|-------------|-----------|-----------|-----------|-----------|------------|
| King | c 0-1 | 0-0 | 0-0 | 3 | 4 | 0 | 1 | 10 |
| Kellum | g 2-5 | 0-0 | 2-2 | 9 | 4 | 6 | 0 | 15 |
| Adams | g 2-9 | 2-5 | 0-0 | 5 | 3 | 6 | 2 | 22 |
| Lewis | g 1-7 | 0-2 | 0-0 | 0 | 1 | 2 | 0 | 17 |
| Bullard | g 6-9 | 1-1 | 1-2 | 4 | 3 | 14 | 4 | 28 |
| Rozier | 3-7 | 2-3 | 0-0 | 4 | 4 | 8 | 1 | 16 |
| Spiller | 1-4 | 1-3 | 3-6 | 0 | 3 | 6 | 2 | 14 |
| Nelson | 2-6 | 2-5 | 0-0 | 0 | 0 | 6 | 0 | 13 |
| Crawford | 2-7 | 0-0 | 0-0 | 1 | 1 | 4 | 0 | 8 |
| Abdul-Ale | 0-2 | 0-0 | 0-0 | 1 | 3 | 0 | 1 | 10 |
| Bradshaw | 4-8 | 0-2 | 1-2 | 5 | 0 | 9 | 0 | 15 |
| Davis | 2-5 | 0-0 | 0-0 | 3 | 3 | 4 | 1 | 18 |
| Odi | 0-3 | 0-0 | 0-0 | 7 | 0 | 0 | 0 | 14 |
| TOTALS | 25-73 | 8-21 | 7-12 | 48 | 29 | 65 | 12 | 200 |

Mississippi State

| Player | FG | 3FG | FT | RB | PF | PT | A | Min |
|---------------|--------------|-------------|--------------|-----------|-----------|-----------|-----------|------------|
| Borchert | f 3-7 | 2-4 | 2-2 | 6 | 1 | 10 | 1 | 29 |
| Ware | f 3-8 | 0-0 | 3-5 | 5 | 1 | 9 | 0 | 27 |
| Applewhite | g 3-4 | 1-2 | 7-11 | 11 | 2 | 14 | 1 | 27 |
| Ready | g 3-7 | 2-4 | 0-0 | 2 | 1 | 8 | 4 | 23 |
| Sword | g 3-6 | 0-1 | 10-12 | 3 | 2 | 16 | 3 | 24 |
| Thomas | 2-11 | 0-6 | 1-2 | 6 | 1 | 5 | 3 | 26 |
| Bloodman | 1-3 | 0-0 | 8-9 | 3 | 1 | 10 | 1 | 21 |
| Davis | 0-1 | 0-1 | 0-0 | 0 | 0 | 0 | 0 | 5 |
| Moore | 1-2 | 0-0 | 0-2 | 1 | 0 | 2 | 0 | 2 |
| Cunningham | 1-1 | 0-0 | 2-2 | 1 | 3 | 4 | 0 | 12 |
| Johnson | 0-1 | 0-0 | 0-0 | 2 | 0 | 0 | 0 | 4 |
| TOTALS | 20-51 | 5-18 | 33-45 | 40 | 12 | 78 | 13 | 200 |

Halftime: MSU 42, FAMU 27. FG%: MSU 39.2%, FAMU 34.2%. 3FG%: MSU 27.8%, FAMU 38.1%. FT%: MSU 73.3%, FAMU 58.3%. Turnovers: MSU 12 (Applewhite 4), FAMU 15 (Adams, Spiller 3). Blocked Shots: MSU 5 (Borchert 3), FAMU 4 (Odi 4). Steals: MSU 12 (Applewhite 3), FAMU 8 (Spiller 2). Officials: Lee Cassell, James Barker, Patrick Evans. Attendance: 5,803.

GAME 10 — DEC. 19, 2013

| | |
|--------------------|----|
| Mississippi State | 66 |
| Florida Gulf Coast | 53 |

Humphrey Coliseum • 8 p.m.
Starkville, MS

Craig Sword scored 17 points and was one of five Mississippi State players in double figures MSU beat Florida Gulf Coast, 66-53.

FGCU held only one lead in the contest, at 8-7 with better than five minutes gone by in the first half. MSU quickly regrouped for a 14-10 lead on a layup by Gavin Ware.

The Bulldogs were already establishing a dominant game inside. Ware and Roquez Johnson combined for 20 points and 14 rebounds.

MSU built a six-point lead at 21-15 on two free throws by Craig Sword with 8:02 left in the half.

The Bulldogs forced 14 first-half turnovers and led 32-24 at halftime.

MSU built its first double-digit lead on a layup by Sword to start the second half. The lead was later extended to 12 at 40-28 with 14:52 left.

Florida Gulf Coast then made one last rally, closing within six points at both 40-34 and 42-36.

MSU stopped the run with an old-fashioned 3-point play from Trivante Bloodman and a critical defensive rebound on the game's next possession.

The lead was stretched back to 12 on a tip-in from Johnson at 53-41 with 7:31 left. From there, the Maroon and White cruised to the victory.

Florida Gulf Coast

| Player | FG | 3FG | FT | RB | PF | PT | A | Min |
|---------------|--------------|-------------|-------------|-----------|-----------|-----------|----------|------------|
| Fieler | f 3-5 | 0-1 | 5-9 | 4 | 3 | 11 | 1 | 29 |
| Hicks | c 2-2 | 0-0 | 0-0 | 4 | 5 | 4 | 0 | 18 |
| Comer | g 7-13 | 1-3 | 0-2 | 1 | 2 | 15 | 3 | 33 |
| Thompson | g 4-10 | 2-7 | 0-0 | 3 | 3 | 10 | 1 | 31 |
| Jones | g 4-10 | 0-2 | 1-2 | 9 | 3 | 9 | 0 | 28 |
| Shoon | 0-0 | 0-0 | 0-0 | 0 | 0 | 0 | 0 | 2 |
| Cvjeticanin | 0-4 | 0-4 | 2-2 | 2 | 1 | 2 | 1 | 30 |
| Boyle | 0-1 | 0-1 | 0-0 | 1 | 0 | 0 | 0 | 4 |
| Blake | 0-0 | 0-0 | 0-0 | 3 | 0 | 0 | 0 | 11 |
| Graf | 1-1 | 0-0 | 0-0 | 1 | 4 | 2 | 0 | 14 |
| TOTALS | 21-46 | 3-18 | 8-15 | 30 | 21 | 53 | 6 | 200 |

Mississippi State

| Player | FG | 3FG | FT | RB | PF | PT | A | Min |
|---------------|--------------|-------------|--------------|-----------|-----------|-----------|----------|------------|
| Borchert | f 1-7 | 0-3 | 0-0 | 6 | 3 | 2 | 1 | 29 |
| Ware | f 4-5 | 0-0 | 2-3 | 5 | 4 | 10 | 0 | 18 |
| Applewhite | g 0-4 | 0-1 | 0-1 | 11 | 3 | 0 | 2 | 14 |
| Ready | g 3-5 | 2-2 | 4-4 | 2 | 0 | 12 | 2 | 28 |
| Sword | g 6-8 | 0-0 | 5-11 | 3 | 3 | 17 | 1 | 35 |
| Thomas | 3-9 | 3-8 | 1-2 | 6 | 1 | 10 | 0 | 31 |
| Bloodman | 2-3 | 0-0 | 1-1 | 3 | 1 | 5 | 1 | 16 |
| Moore | 0-0 | 0-0 | 0-0 | 1 | 0 | 0 | 0 | 1 |
| Cunningham | 0-0 | 0-0 | 0-0 | 1 | 0 | 0 | 0 | 4 |
| Johnson | 4-9 | 0-0 | 2-4 | 2 | 3 | 10 | 1 | 24 |
| TOTALS | 23-50 | 5-14 | 15-26 | 33 | 18 | 66 | 8 | 200 |

Halftime: MSU 32, FAMU 24. FG%: MSU 34.6%, FAMU 45.7%. 3FG%: MSU 35.7%, FAMU 16.7%. FT%: MSU 57.7%, FAMU 53.3%. Turnovers: MSU 17 (Borchert 4), FAMU 21 (Jones 7). Blocked Shots: MSU 0, FAMU 3 (3 players with 1). Steals: MSU 15 (Ready 5), FAMU 6 (Comer and Jones 2). Officials: Mike Nance, Jim Burr, Jeffrey Anderson. Attendance: 5,902.

GAME 11 — DEC. 22, 2013

| | |
|-------------------|----|
| Mississippi State | 71 |
| South Florida | 66 |

New Orleans Arena • 7 p.m.
Las Vegas

Mississippi State held its own against a massive, physical front line from South Florida, winning 71-77, sparked by Gavin Ware's fourth double-double of the season.

The inside dominance started with Ware, who had 10 points and matched a career high with 15 rebounds. Roquez Johnson also gave his fellow big man some relief and hit a pair of baskets during an 8-2 run in the second half.

MSU dropped behind 12-5 four minutes into the contest. The Bulldogs pulled even at 14 and things were nip-and-tuck until Fred Thomas sparked a mini-rally and helped the Maroon and White out to a 31-22 advantage — the game's largest for either time.

South Florida hit a 3-point basket as the half expired, cutting the deficit to 38-35.

In the second half, USF battled back for its only lead at 45-44. That lead was quickly erased when Colin Borchert was fouled on a 3-point shot attempt and hit all three free throws. A layup by Johnson ran the lead to 58-52 before USF battled back for one final tie at 58.

From there, the Bulldogs regrouped and a critical steal by Trivante Bloodman helped swing the game for good.

Mississippi State

| Player | FG | 3FG | FT | RB | PF | PT | A | Min |
|---------------|--------------|-------------|--------------|-----------|-----------|-----------|-----------|------------|
| Applewhite | g 2-3 | 0-0 | 2-3 | 1 | 2 | 6 | 0 | 18 |
| Borchert | f 2-7 | 1-5 | 6-8 | 5 | 3 | 11 | 1 | 27 |
| Ready | g 3-7 | 0-0 | 2-2 | 0 | 2 | 8 | 7 | 28 |
| Ware | f 4-8 | 0-0 | 2-4 | 15 | 2 | 10 | 0 | 25 |
| Sword | g 5-10 | 0-1 | 0-2 | 2 | 2 | 10 | 1 | 33 |
| Thomas | 4-8 | 4-7 | 2-2 | 2 | 0 | 14 | 2 | 28 |
| Bloodman | 1-1 | 0-0 | 0-0 | 1 | 0 | 2 | 0 | 14 |
| Cunningham | 0-0 | 0-0 | 0-0 | 0 | 1 | 0 | 0 | 1 |
| Johnson | 4-11 | 0-1 | 2-4 | 2 | 5 | 10 | 1 | 27 |
| TOTALS | 25-55 | 5-14 | 16-25 | 32 | 17 | 71 | 12 | 200 |

South Florida

| Player | FG | 3FG | FT | RB | PF | PT | A | Min |
|---------------|--------------|-------------|--------------|-----------|-----------|-----------|-----------|------------|
| Brock | f 3-7 | 0-1 | 2-4 | 3 | 0 | 8 | 1 | 25 |
| Rudd | f 7-15 | 3-7 | 0-1 | 11 | 4 | 17 | 3 | 36 |
| Allen | g 3-8 | 2-4 | 8-8 | 3 | 5 | 16 | 4 | 39 |
| Egbunu | g 1-2 | 0-0 | 0-0 | 1 | 1 | 2 | 0 | 27 |
| Perry | g 6-10 | 0-0 | 2-2 | 9 | 4 | 14 | 2 | 26 |
| Abdul-Aleem | 0-0 | 0-0 | 0-0 | 0 | 0 | 0 | 0 | 1 |
| Leday | 0-2 | 0-1 | 0-0 | 1 | 2 | 0 | 0 | 4 |
| McClendon | 1-3 | 0-1 | 0-0 | 0 | 2 | 2 | 1 | 19 |
| Hawkins | 3-5 | 1-1 | 0-0 | 2 | 1 | 7 | 0 | 24 |
| TOTALS | 24-52 | 6-15 | 12-15 | 31 | 19 | 66 | 11 | 200 |

Halftime: MSU 38, USF 35. FG%: MSU 45.5.0%, USF 46.2%. 3FG%: MSU 35.7%, USF 40.0%. FT%: MSU 64.0%, USF 80.0%. Turnovers: MSU 13 (Sword 5), USF 18 (Brock 5). Blocked Shots: MSU 1 (Borchert), USF 4 (Rudd 2). Steals: MSU 10 (Sword 3), USF 3 (Allen 2). Officials: Rod Dixon, Marques Pettigrew, Pat Boeh. Attendance: 1,530.

GAME 12 — DEC. 23, 2013

| | |
|-------------------|----|
| UNLV | 82 |
| Mississippi State | 66 |

New Orleans Arena • 9:30 p.m.
Las Vegas

A blistering first-half shooting performance by UNLV did in the Mississippi State men's basketball in the championship game as the Rebels claimed an 82-66 win to claim the Las Vegas Classic.

The Bulldogs played hard and led in several statistical categories but could not mount a serious comeback in the second half.

The loss snapped a four-game winning streak for MSU, which built an early 10-5 lead on two Dre Applewhite free throws and a Fred Thomas dunk. UNLV received for a 13-12 lead and stretched its advantage to 21-14 on an 8-0 run.

By then, UNLV was beginning to heat up in long-range. Deville Smith hit three 3-point baskets as the Rebels hit 9-of-13 from 3-point range in the first half alone. Conversely, MSU did not hit a 3-point basket in the first half.

After a basket by Gavin Ware, UNLV reeled off an 8-0 run for a 29-16 advantage. The Bulldogs went better than five minutes between field goals during the run.

UNLV shot 52 percent from the field in the first half and led 42-24 at the intermission.

The Bulldogs continued to play with heart in the second half, closing within 12 on two different occasions. A couple of dunks highlighted an 8-0 run in the later stages of the half as the lead grew past 20.

For the contest, the Bulldogs hit 28-of-59 shots from the field, including a 1-of-11 mark from 3-point range.

Mississippi State

| Player | FG | 3FG | FT | RB | PF | PT | A | Min |
|---------------|--------------|-------------|-------------|-----------|-----------|-----------|----------|------------|
| Applewhite | g 0-1 | 0-0 | 2-2 | 3 | 5 | 2 | 1 | 16 |
| Borchert | f 6-12 | 0-4 | 0-0 | 6 | 1 | 12 | 1 | 29 |
| Ready | g 0-4 | 0-0 | 0-0 | 0 | 0 | 0 | 1 | 24 |
| Ware | g 4-6 | 0-0 | 0-1 | 4 | 5 | 8 | 1 | 23 |
| Sword | g 8-13 | 0-0 | 2-4 | 1 | 3 | 18 | 3 | 25 |
| Thomas | 3-9 | 0-4 | 0-0 | 4 | 1 | 6 | 1 | 29 |
| Bloodman | 3-4 | 0-0 | 0-0 | 3 | 3 | 6 | 0 | 15 |
| Davis | 0-0 | 0-0 | 0-0 | 0 | 0 | 0 | 0 | 3 |
| Moore | 1-1 | 0-0 | 1-1 | 0 | 0 | 3 | 0 | 3 |
| Cunningham | 2-3 | 1-2 | 0-0 | 1 | 0 | 5 | 0 | 6 |
| Johnson | 1-6 | 0-1 | 4-4 | 3 | 4 | 6 | 1 | 27 |
| TOTALS | 28-59 | 1-11 | 9-12 | 30 | 22 | 66 | 9 | 200 |

UNLV

| Player | FG | 3FG | FT | RB | PF | PT | A | Min |
|---------------|--------------|--------------|--------------|-----------|-----------|-----------|-----------|------------|
| Smith | f 4-10 | 0-1 | 4-4 | 12 | 1 | 12 | 0 | 34 |
| Birch | f 3-5 | 0-0 | 5-6 | 8 | 4 | 11 | 1 | 23 |
| Olekaibe | f 4-8 | 4-8 | 5-6 | 2 | 4 | 17 | 2 | 25 |
| D.Jones | g 4-10 | 1-3 | 0-0 | 0 | 0 | 9 | 1 | 22 |
| Smith | g 0-1 | 0-0 | 1-2 | 0 | 0 | 1 | 1 | 10 |
| Wood | 3-7 | 1-4 | 0-0 | 2 | 4 | 7 | 1 | 17 |
| Lopez-Sosa | 0-1 | 0-0 | 2-2 | 3 | 3 | 2 | 1 | 7 |
| Rushman | 1-1 | 0-0 | 0-0 | 0 | 0 | 2 | 0 | 1 |
| Kendrick | 2-6 | 2-4 | 0-0 | 5 | 1 | 6 | 4 | 31 |
| Smith | 5-10 | 3-6 | 2-4 | 1 | 0 | 15 | 5 | 30 |
| TOTALS | 26-59 | 11-26 | 19-24 | 39 | 17 | 82 | 16 | 200 |

Halftime: UNLV 42, MSU 24. FG%: MSU 47.5%, UNLV 44.1%. 3FG%: MSU 9.1%, UNLV 42.3%. FT%: MSU 75.0%, UNLV 79.2%. Turnovers: MSU 14 (Sword 4), UNLV 19 (Five players with 3). Blocked Shots: MSU 2 (Borchert 2), UNLV 5 (Birch 3). Steals: MSU 9 (Borchert, Thomas 2), UNLV 3 (Birch, De-Jean-Jones, Lopez-Sosa 1). Officials: Jeff Malham, Marques Pettigrew, Jon Stigliano. Attendance: 3,618.

GAME 13 — JAN. 2, 2014

| | |
|------------------------|----|
| Mississippi State | 77 |
| Maryland Eastern Shore | 63 |

Humphrey Coliseum • 7 p.m.
Starkville, MS

Mississippi State closed out the non-conference portion of its schedule by posting a 77-63 win against Maryland Eastern Shore.

Gavin Ware posted his fifth double-double this season and seventh overall with 21 points and a career-high 16 rebounds. Borchert led the offensive efforts with a career-high 22 points. Fred Thomas was also in double figures with 10 points.

Both teams struggled offensively early as UMES held its only lead of the contest at 10-8 with more than eight minutes played. The Bulldogs answered with a 12-2 run to take a 20-12 lead on a layup by Ware with 5:50 left.

The Bulldogs stretched the first-half lead to as many as 10 and led 29-20 at the intermission.

In the first half, MSU held a plus-eight rebounding advantage and only committed three fouls. MSU only shot 39.4 percent from the field but took advantage of its size and offensive productivity to build the lead.

In the second half, a 9-0 run by MSU stretched the lead to 45-27. A 3-point basket by Thomas capped that run with 14:48 left in the contest.

The Bulldogs led by 19 a couple of minutes later. UMES cut the lead to 10 with seven straight points and later got within nine twice after a flurry of late 3-point baskets.

MSU held a 43-29 rebounding advantage.

Maryland Eastern Shore

| Player | FG | 3FG | FT | RB | PF | PT | A | Min |
|---------------|--------------|-------------|------------|-----------|-----------|-----------|-----------|------------|
| Snyder | f 3-5 | 0-2 | 0-0 | 7 | 2 | 6 | 0 | 26 |
| Ezeiru | f 1-3 | 0-0 | 0-0 | 5 | 1 | 2 | 0 | 16 |
| Bell | g 1-7 | 0-0 | 0-0 | 2 | 2 | 2 | 2 | 24 |
| Smith | g 7-16 | 1-4 | 0-0 | 1 | 1 | 15 | 6 | 40 |
| Jones | g 6-18 | 4-12 | 2-2 | 2 | 2 | 18 | 5 | 37 |
| Pitt | 3-4 | 0-0 | 0-0 | 3 | 2 | 6 | 1 | 14 |
| Blackmon | 0-2 | 0-1 | 0-0 | 2 | 0 | 0 | 0 | 5 |
| Walker | 4-6 | 3-4 | 0-0 | 0 | 1 | 11 | 1 | 14 |
| Randall | 1-2 | 0-0 | 1-2 | 5 | 2 | 3 | 0 | 23 |
| Guillaume | 0-0 | 0-0 | 0-0 | 0 | 0 | 0 | 0 | 1 |
| TOTALS | 26-63 | 8-29 | 3-4 | 29 | 13 | 63 | 15 | 200 |

Mississippi State

| Player | FG | 3FG | FT | RB | PF | PT | A | Min |
|---------------|--------------|-------------|--------------|-----------|----------|-----------|-----------|------------|
| Borchert | f 7-12 | 2-4 | 6-6 | 5 | 0 | 22 | 5 | 29 |
| Ware | f 10-14 | 0-0 | 1-1 | 16 | 0 | 21 | 1 | 31 |
| Thomas | g 4-10 | 2-5 | 0-0 | 3 | 2 | 10 | 2 | 35 |
| Ready | g 3-7 | 1-1 | 0-0 | 4 | 0 | 7 | 6 | 27 |
| Sword | g 1-3 | 0-1 | 1-4 | 0 | 2 | 3 | 2 | 30 |
| Bloodman | 0-1 | 0-0 | 3-4 | 1 | 1 | 3 | 1 | 13 |
| Davis | 1-3 | 1-3 | 0-0 | 1 | 2 | 3 | 1 | 9 |
| Cunningham | 0-2 | 0-1 | 0-0 | 0 | 0 | 0 | 0 | 6 |
| Johnson | 3-10 | 0-0 | 2-3 | 9 | 0 | 8 | 0 | 20 |
| TOTALS | 29-63 | 6-15 | 13-18 | 43 | 7 | 77 | 18 | 200 |

Halftime: MSU 29, UMES 20. FG%: MSU 46.8%, UMES 41.3%. 3FG%: MSU 40.0%, UMES 27.6%. FT%: MSU 72.2%, UMES 75.0%. Turnovers: MSU 13 (Sword 4), UMES 11 (Snyder, Jones 3). Blocked Shots: MSU 3 (Thomas 2), UMES 1 (Randall). Steals: MSU 7 (Borchert, Sword 2), UMES 6 (Synder 2). Officials: John Hampton, Ron Groover, Ed Corbett. Attendance: 5,708.

GAME 14 — JAN. 8, 2014

| | |
|-------------------|----|
| No. 14 Kentucky | 85 |
| Mississippi State | 63 |

Rupp Arena • 7 p.m.
Lexington, KY

Mississippi State played one of its best first halves of the season but it was not enough to lift the Bulldogs past No. 14 Kentucky, which claimed an 85-63 win.

MSU scored the game's first five points and quickly built a 12-2 lead with less than five minutes played. Overplaying the passing lanes and forcing turnovers, the Bulldogs played spirited.

Kentucky was still down 10 at 18-8 before fighting back with 14-2 run for its first lead at 22-20 on two free throws by Dominique Hawkins with 7:25 left in the half.

Not deterred, the Bulldogs quickly fought back and took a six point lead by scoring six points on one possession. Roquez Johnson dunked and drew a flagrant foul. Playing for Johnson, Colin Borchert hit both free throws. Jacoby Davis followed with a layup for a 34-28 lead with 3:12 left in the half.

Trivante Bloodman scored as the half expired to push the MSU advantage to 40-37 at half-time.

In the second half, MSU trailed 54-51 with 13:11 left to play after a basket by Johnson. The Bulldogs then missed seven straight shots from the field as the Wildcats seized control with a game-changing 20-2 run.

Craig Sword led MSU with 19 points, while Bloodman had 13 points and Johnson had 12 points. Ware pulled down 10 rebounds in 24 minutes of action.

Mississippi State

| Player | FG | 3FG | FT | RB | PF | PT | A | Min |
|---------------|--------------|-------------|--------------|-----------|-----------|-----------|-----------|------------|
| Borchert | f 2-7 | 2-5 | 6-6 | 3 | 5 | 8 | 1 | 20 |
| Ware | f 2-6 | 0-0 | 1-1 | 10 | 3 | 4 | 0 | 24 |
| Thomas | g 1-8 | 1-4 | 0-0 | 1 | 2 | 3 | 2 | 29 |
| Ready | g 0-1 | 0-0 | 0-0 | 0 | 0 | 0 | 2 | 18 |
| Sword | g 5-12 | 0-0 | 9-10 | 2 | 4 | 19 | 2 | 24 |
| Bloodman | 5-6 | 0-0 | 3-4 | 1 | 2 | 13 | 2 | 25 |
| Davis | 2-4 | 1-2 | 0-0 | 1 | 2 | 4 | 3 | 14 |
| Moore | 0-0 | 0-0 | 0-0 | 0 | 0 | 0 | 0 | 3 |
| Cunningham | 0-0 | 0-0 | 0-0 | 1 | 0 | 0 | 0 | 10 |
| Johnson | 6-13 | 0-0 | 0-2 | 4 | 4 | 12 | 0 | 33 |
| TOTALS | 23-57 | 3-11 | 14-18 | 28 | 22 | 63 | 12 | 200 |

Kentucky

| Player | FG | 3FG | FT | RB | PF | PT | A | Min |
|---------------|--------------|-------------|--------------|-----------|-----------|-----------|-----------|------------|
| C-Stein | f 5-6 | 0-0 | 2-5 | 4 | 2 | 12 | 1 | 25 |
| Randle | f 3-7 | 0-1 | 2-4 | 14 | 3 | 8 | 1 | 21 |
| Young | g 8-18 | 3-10 | 7-9 | 10 | 2 | 26 | 5 | 35 |
| Harrison | g 1-5 | 0-3 | 3-5 | 2 | 4 | 5 | 3 | 23 |
| Harrison | g 2-7 | 1-3 | 3-4 | 2 | 2 | 8 | 2 | 30 |
| Lee | 1-2 | 0-0 | 0-0 | 0 | 0 | 2 | 1 | 5 |
| Polson | 0-0 | 0-0 | 0-0 | 0 | 0 | 0 | 0 | 2 |
| Hood | 0-0 | 0-0 | 0-0 | 0 | 0 | 0 | 1 | 2 |
| Poythress | 5-6 | 0-0 | 2-2 | 4 | 2 | 12 | 2 | 22 |
| Floreal | 0-0 | 0-0 | 0-0 | 0 | 0 | 0 | 0 | 1 |
| Hawkins | 1-5 | 0-2 | 2-2 | 2 | 3 | 4 | 2 | 23 |
| Willis | 0-1 | 0-1 | 0-0 | 1 | 0 | 0 | 0 | 3 |
| Johnson | 4-4 | 0-0 | 0-2 | 1 | 1 | 8 | 0 | 8 |
| TOTALS | 30-61 | 4-20 | 21-33 | 44 | 19 | 85 | 18 | 200 |

Halftime: MSU 40, UK 37. FG%: MSU 40.4%, UK 49.2%. 3FG%: MSU 27.3%, UK 20.0%. FT%: MSU 77.8%, UK 63.6%. Turnovers: MSU 15 (Sword 5), UK 12 (Harrison 4). Blocked Shots: MSU 0, UK 7 (Poythress, 3). Steals: MSU 8 (Sword 3), UK 5 (Young, Harrison 2). Officials: Pat Adams, Mike Nance, Doug Simons. Attendance: 23,638.

GAME 15 — JAN. 11, 2014

| | |
|-------------------|----|
| Mississippi State | 76 |
| Ole Miss | 72 |

Humphrey Coliseum • 3 p.m.
Starkville, Miss.

In the latest installment of the Mississippi State-Ole Miss rivalry, the Bulldogs erased a five-point deficit late to claim a 76-72 win.

The Bulldogs built an 11-point lead early in the second half before the Rebels rallied to go up 5. But it was free throws that made the difference.

MSU hit 28-of-42 free throw attempts and while Craig Sword was blanked from the field, he scored 15 points on a 15-of-18 night at the line.

MSU grabbed its first lead at 15-12 on a Colin Borchert 3-pointer. Borchert had 11 of his 14 points in the first half.

MSU ran the lead to seven at 33-26 and later led by nine on two occasions in the first half. A steal and layup by Ready as the half expired gave MSU a 43-36 lead.

In the second half, a tiring Bulldog squad finally gave up the lead on a 12-0 run by the Rebels. For Ole Miss, a layup by Derrick Millinghaus gave his squad a 58-54 lead with 9:57 left.

The Bulldogs rallied with Ready calling a team huddle and his team down 66-61.

MSU took the lead for good with seven straight points, including a game-tying jumper by Ready and two free throws by Roquez Johnson with 2:59 left.

Ole Miss held its last lead at 69-68. Two free throws by Sword turned things around for good with 2:26 left in the contest.

| Ole Miss | | FG | 3FG | FT | RB | PF | PT | A | Min |
|---------------|---|--------------|--------------|--------------|-----------|-----------|-----------|-----------|------------|
| Player | | | | | | | | | |
| Jones | f | 2-7 | 0-1 | 0-0 | 9 | 5 | 4 | 0 | 21 |
| Cox | c | 0-0 | 0-0 | 1-2 | 2 | 1 | 1 | 0 | 10 |
| Millinghaus | g | 5-17 | 3-10 | 2-2 | 7 | 3 | 15 | 4 | 37 |
| White | g | 6-11 | 3-6 | 1-2 | 4 | 2 | 16 | 3 | 31 |
| Summers | g | 7-15 | 3-7 | 6-6 | 4 | 3 | 23 | 2 | 31 |
| Newby | | 1-2 | 0-1 | 0-0 | 4 | 2 | 2 | 1 | 12 |
| Saiz | | 2-4 | 0-0 | 0-0 | 7 | 3 | 4 | 0 | 17 |
| Perez | | 2-8 | 1-4 | 0-0 | 6 | 4 | 5 | 1 | 21 |
| Coleby | | 1-5 | 0-0 | 0-0 | 1 | 1 | 2 | 0 | 17 |
| Joesaar | | 0-0 | 0-0 | 0-0 | 1 | 0 | 0 | 0 | 3 |
| TOTALS | | 26-69 | 10-29 | 10-12 | 47 | 24 | 72 | 11 | 200 |

| Mississippi State | | FG | 3FG | FT | RB | PF | PT | A | Min |
|-------------------|---|--------------|-------------|--------------|-----------|-----------|-----------|-----------|------------|
| Player | | | | | | | | | |
| Borchert | f | 5-11 | 3-6 | 1-2 | 5 | 2 | 14 | 1 | 30 |
| Ware | f | 3-8 | 0-0 | 0-0 | 9 | 4 | 6 | 0 | 21 |
| Thomas | g | 2-9 | 1-7 | 1-2 | 2 | 4 | 6 | 3 | 26 |
| Ready | g | 4-6 | 0-1 | 2-2 | 2 | 0 | 10 | 4 | 25 |
| Sword | g | 0-7 | 0-3 | 15-18 | 5 | 2 | 15 | 4 | 24 |
| Bloodman | | 1-3 | 0-2 | 3-6 | 2 | 1 | 5 | 3 | 21 |
| Davis | | 0-2 | 0-1 | 0-0 | 1 | 0 | 0 | 0 | 7 |
| Moore | | 0-1 | 0-1 | 0-0 | 0 | 0 | 0 | 0 | 5 |
| Cunningham | | 0-0 | 0-0 | 0-0 | 0 | 0 | 0 | 1 | 4 |
| Johnson | | 7-11 | 0-0 | 6-12 | 7 | 2 | 26 | 1 | 27 |
| TOTALS | | 22-58 | 4-21 | 28-42 | 37 | 13 | 76 | 17 | 200 |

Halftime: MSU 43, UM 36. FG%: MSU 37.9%, UM 37.7%. 3FG%: MSU 19.0%, UM 34.5%. FT%: MSU 66.7%, UM 83.3%. Turnovers: MSU 9 (Sword 3), UM 16 (Summers 4). Blocked Shots: MSU 6 (Borchert 3), UM 4 (Four players with 1). Steals: MSU 11 (Sword 7), UM 6 (White 3). Officials: Doug Shows, Ed Fehr, Tony Henderson. Attendance: 8,841.

GAME 16 — JAN. 15, 2014

| | |
|-------------------|----|
| Alabama | 80 |
| Mississippi State | 61 |

Coleman Coliseum • 7 p.m.
Tuscaloosa, Ala.

Mississippi State struggled out the gates and failed to recover, dropping an 80-61 decision to Alabama.

The Bulldogs scored the game's opening basket and did not lead again. Alabama quickly built a 12-5 lead as Rodney Cooper scored five points over the space of three possessions.

MSU battled back to a 12-9 deficit on a layup by Colin Borchert. The Bulldogs then closed within one before a 14-5 run by the Crimson Tide ran the lead to 29-19 with 5:32 left before halftime.

A dangerous trend was being developed as the Bulldogs were struggling on the defensive end. Alabama hit 13-of-27 shots in the first half for 48.1 percent shooting. The late push towards the half sent the Crimson Tide to a 38-26 advantage at the break.

The Bulldogs closed within 10 on three different occasions early in the second half before a 20-7 run by the hosts put the contest out of reach.

For Alabama, Trevor Releford continued his string play against MSU, by scoring a game-high 28 points. Releford hit 10-of-13 shots, including 6-of-9 shots from 3-point land.

Alabama also received 12 points from Shannon Hale, 11 points from Retin Obasohan and 10 points from Cooper.

Gavin Ware led MSU with 18 points, while Sword had 12 points.

| Mississippi State | | FG | 3FG | FT | RB | PF | PT | A | Min |
|-------------------|---|--------------|-------------|--------------|-----------|-----------|-----------|-----------|------------|
| Player | | | | | | | | | |
| Borchert | f | 3-10 | 0-3 | 1-2 | 6 | 4 | 7 | 2 | 30 |
| Ware | f | 7-8 | 0-0 | 4-5 | 6 | 3 | 18 | 1 | 23 |
| Thomas | g | 3-8 | 2-4 | 0-0 | 3 | 1 | 8 | 0 | 31 |
| Ready | g | 0-1 | 0-0 | 0-0 | 1 | 0 | 0 | 1 | 6 |
| Sword | g | 4-8 | 0-0 | 4-6 | 4 | 0 | 12 | 1 | 29 |
| Bloodman | | 2-5 | 0-0 | 2-2 | 3 | 2 | 6 | 5 | 30 |
| Davis | | 1-3 | 1-2 | 0-0 | 0 | 2 | 3 | 1 | 8 |
| Wilson | | 0-0 | 0-0 | 0-0 | 0 | 0 | 0 | 0 | 4 |
| Moore | | 0-0 | 0-0 | 0-0 | 0 | 0 | 0 | 0 | 6 |
| Cunningham | | 0-2 | 0-1 | 3-3 | 0 | 2 | 3 | 0 | 12 |
| Johnson | | 2-5 | 0-0 | 0-0 | 1 | 3 | 4 | 0 | 21 |
| TOTALS | | 22-50 | 3-10 | 14-18 | 28 | 17 | 61 | 11 | 200 |

| Alabama | | FG | 3FG | FT | RB | PF | PT | A | Min |
|---------------|---|--------------|-------------|--------------|-----------|-----------|-----------|-----------|------------|
| Player | | | | | | | | | |
| Hale | f | 5-9 | 1-3 | 1-2 | 3 | 1 | 12 | 1 | 33 |
| Releford | f | 10-13 | 6-9 | 2-2 | 4 | 2 | 28 | 4 | 32 |
| Engstrom | c | 1-2 | 0-0 | 0-0 | 3 | 4 | 2 | 1 | 12 |
| Randolph | g | 2-6 | 0-2 | 2-3 | 4 | 1 | 6 | 2 | 28 |
| Obasohan | g | 4-10 | 0-3 | 3-7 | 4 | 1 | 11 | 2 | 32 |
| Key | | 0-1 | 0-1 | 0-0 | 1 | 0 | 0 | 1 | 8 |
| Taylor | | 0-0 | 0-0 | 0-0 | 3 | 5 | 0 | 1 | 9 |
| Jacobs | | 4-6 | 0-0 | 0-0 | 2 | 1 | 8 | 1 | 16 |
| Cooper | | 3-8 | 2-2 | 2-2 | 4 | 3 | 10 | 3 | 28 |
| Wilson | | 0-1 | 0-0 | 0-0 | 1 | 0 | 0 | 1 | 1 |
| Slaughter | | 1-1 | 1-1 | 0-0 | 0 | 0 | 3 | 0 | 1 |
| TOTALS | | 22-58 | 4-21 | 28-42 | 37 | 13 | 76 | 17 | 200 |

Halftime: UA 38, MSU 26. FG%: MSU 44.0%, UA 52.6%. 3FG%: MSU 30.0%, UA 40.0%. FT%: MSU 77.8%, UA 62.5%. Turnovers: MSU 14 (Sword 5), UA 11 (Hale, Obasohan 3). Blocked Shots: MSU 2 (Thomas, Sword), UA 6 (Obasohan 4). Steals: MSU 3 (Thomas, Sword, Johnson), UA 7 (Obasohan 3). Officials: Lee Cassell, CJ Washington, Michael Stephens. Attendance: 10,112.

GAME 17 — JAN. 18, 2014

| | |
|-------------------|----|
| Mississippi State | 81 |
| Texas A&M | 72 |

Humphrey Coliseum • 12:30 p.m.
Starkville, Miss.

Mississippi State sophomore forward Gavin Ware scored eight of his team-high 22 points in overtime as Mississippi State rallied past Texas A&M, 81-72.

For a second-straight Saturday, MSU staged a dramatic rally. A week ago, MSU rallied from down six points late to knock off Ole Miss, 76-72. Saturday, Texas A&M held a 52-42 lead with 12:19 left in the contest.

Ware dominated in the extra stanza as he posted his sixth double-double of the season with an 8-for-11 night from the field. He also had a team-high 10 rebounds. Sword led the team with 23 points. Also in double figures were Colin Borchert with 14 points and Fred Thomas with 13 points.

Texas A&M scored the game's first six points and held the upper hand for most of the first half.

The Bulldogs struggled early against the Aggies' tenacious defensive unit and worked hard to get the offense on track. The Bulldogs were down 15-7 midway through the half.

MSU reeled off a 10-1 run to grab a 27-26 lead on a Fred Thomas 3-point basket with 1:32 left in the half. MSU held that lead at half-time.

In the second half, the Aggies went long distance to build the 52-42 lead. The Bulldogs were back within five at 57-52. Finally, MSU broke through and took the lead at 64-63 with 1:55 left on two Borchert free throws. Defensively, MSU held Texas A&M to an off-balanced 3-point shot attempt as regulation time expired.

| Texas A&M | | FG | 3FG | FT | RB | PF | PT | A | Min |
|---------------|---|--------------|-------------|--------------|-----------|-----------|-----------|-----------|------------|
| Player | | | | | | | | | |
| Roberson | f | 3-6 | 0-1 | 2-2 | 5 | 5 | 8 | 0 | 22 |
| Jones | c | 8-11 | 2-3 | 6-7 | 4 | 4 | 24 | 3 | 35 |
| Green | g | 0-6 | 0-2 | 0-2 | 3 | 2 | 0 | 0 | 31 |
| Harris | g | 2-6 | 1-4 | 0-1 | 1 | 2 | 5 | 4 | 27 |
| Caruso | g | 4-7 | 2-3 | 2-2 | 6 | 5 | 12 | 4 | 37 |
| Smith | | 0-1 | 0-0 | 0-0 | 2 | 2 | 0 | 1 | 17 |
| Miller | | 0-0 | 0-0 | 1-2 | 4 | 3 | 1 | 2 | 11 |
| McDonald | | 0-0 | 0-0 | 0-0 | 0 | 0 | 0 | 0 | 1 |
| Fitzgerald | | 7-15 | 3-6 | 3-4 | 4 | 3 | 20 | 0 | 32 |
| Space | | 1-4 | 0-2 | 0-1 | 1 | 0 | 2 | 0 | 6 |
| Johns | | 0-0 | 0-0 | 0-0 | 0 | 1 | 0 | 0 | 6 |
| TOTALS | | 25-56 | 8-20 | 14-21 | 33 | 27 | 72 | 13 | 225 |

| Mississippi State | | FG | 3FG | FT | RB | PF | PT | A | Min |
|-------------------|---|--------------|-------------|--------------|-----------|-----------|-----------|-----------|------------|
| Player | | | | | | | | | |
| Borchert | f | 4-9 | 0-2 | 6-9 | 5 | 3 | 14 | 4 | 35 |
| Ware | f | 8-11 | 0-0 | 6-8 | 10 | 0 | 22 | 1 | 35 |
| Thomas | g | 6-10 | 1-2 | 0-1 | 5 | 3 | 13 | 2 | 41 |
| Bloodman | g | 1-3 | 1-1 | 0-0 | 3 | 4 | 3 | 3 | 30 |
| Sword | g | 7-11 | 1-2 | 8-13 | 6 | 2 | 23 | 5 | 39 |
| Davis | | 0-3 | 0-2 | 0-0 | 1 | 1 | 0 | 1 | 20 |
| Cunningham | | 0-1 | 0-1 | 0-0 | 0 | 1 | 0 | 0 | 5 |
| Johnson | | 3-7 | 0-0 | 0-1 | 5 | 2 | 6 | 0 | 20 |
| TOTALS | | 29-55 | 3-10 | 20-32 | 38 | 16 | 81 | 16 | 225 |

Halftime: MSU 27, TAMU 26. FG%: MSU 52.7%, TAMU 44.6%. 3FG%: MSU 30.0%, TAMU 40.0%. FT%: MSU 62.5%, TAMU 66.7%. Turnovers: MSU 14 (Borchert 5), TAMU 15 (Three players with 3). Blocked Shots: MSU 4 (Borchert 2, Sword 2), TAMU 0. Steals: MSU 11 (Thomas, Bloodman 3), TAMU 5 (Harris 3). Officials: Ron Groover, John Hampton, Brian Shey. Attendance: 7,073.

MISSISSIPPI STATE BASKETBALL

GAME 18 — JAN. 22, 2014

| | |
|-------------------|----|
| Mississippi State | 82 |
| Auburn | 74 |

Humphrey Coliseum • 7 p.m.
Starkville, Miss.

Mississippi State won its third-straight SEC home game with an 82-74 win against Auburn.

The Bulldogs again struggled out the gate. Down 15-6, MSU righted the ship and began to plug away. The Bulldogs were within five on two free throws by Roquez Johnson. Johnson followed with an old-fashioned 3-point play.

MSU finally grabbed the lead on a 3-point basket by Colin Borchert, placing the Maroon and White on top 25-23. The Bulldogs scored the final six points of the half, including a steal and dunk by Sword as the half expired, creating a 34-25 lead.

In the opening half, the Bulldogs shot 48.1 percent from the floor and end the half on a 20-4 run.

The Bulldogs ran the lead to double digits for the first time at 40-30 with 15:31 left in the contest. The lead pushed to 10 again at 51-41 with 10:23 left in the contest.

Auburn battled back with an 8-0 run. However, the Tigers never took a second-half lead. In the game's final half, the Bulldogs outscored the Tigers 18-0 off the bench.

The Bulldogs led 59-58 when Tyson Cunningham entered and gave the team a spark. Cunningham hit two free throws and on the following possession hit a back-breaking 3-point basket. The former Columbus High standout then drew a charge, capping a game-changing minute of play.

The Bulldogs stretched the lead at the free throw line, as they hit 31-of-43 shots from the foul line, including a 10-of-16 night from Johnson.

| Auburn | | | | | | | | | | |
|---------------|--------------|-------------|--------------|-----------|-----------|-----------|-----------|------------|--|--|
| Player | FG | 3FG | FT | RB | PF | PT | A | Min | | |
| Payne | f 5-10 | 0-1 | 2-2 | 10 | 4 | 12 | 1 | 37 | | |
| Tatum | c 6-10 | 0-0 | 0-0 | 13 | 4 | 12 | 1 | 31 | | |
| Harrell | g 9-17 | 4-8 | 2-2 | 4 | 4 | 24 | 2 | 38 | | |
| Denson | g 3-9 | 1-5 | 2-2 | 2 | 2 | 9 | 2 | 31 | | |
| Deen | g 5-9 | 1-4 | 6-7 | 0 | 4 | 17 | 2 | 29 | | |
| Wade | 0-2 | 0-2 | 0-0 | 0 | 2 | 0 | 0 | 8 | | |
| Thompson | 0-1 | 0-1 | 0-0 | 0 | 1 | 0 | 2 | 6 | | |
| Canada | 0-0 | 0-0 | 0-0 | 0 | 5 | 0 | 1 | 12 | | |
| Atewe | 0-0 | 0-0 | 0-0 | 1 | 4 | 0 | 0 | 8 | | |
| TOTALS | 28-58 | 6-21 | 12-13 | 32 | 30 | 74 | 11 | 200 | | |

| Mississippi State | | | | | | | | | | |
|-------------------|--------------|-------------|--------------|-----------|-----------|-----------|-----------|------------|--|--|
| Player | FG | 3FG | FT | RB | PF | PT | A | Min | | |
| Borchert | f 6-12 | 3-7 | 2-4 | 4 | 2 | 17 | 0 | 34 | | |
| Ware | f 2-2 | 0-0 | 0-0 | 1 | 3 | 4 | 0 | 10 | | |
| Thomas | g 3-7 | 1-5 | 7-8 | 3 | 3 | 14 | 2 | 36 | | |
| Bloodman | g 3-4 | 1-1 | 6-8 | 3 | 0 | 13 | 5 | 35 | | |
| Sword | g 1-6 | 0-2 | 4-4 | 6 | 5 | 6 | 8 | 26 | | |
| Davis | 2-5 | 1-2 | 0-0 | 0 | 1 | 5 | 1 | 19 | | |
| Moore | 0-0 | 0-0 | 0-0 | 0 | 0 | 0 | 0 | 1 | | |
| Cunningham | 1-1 | 1-1 | 2-3 | 1 | 1 | 5 | 0 | 5 | | |
| Johnson | 4-7 | 0-0 | 10-16 | 3 | 0 | 18 | 0 | 34 | | |
| TOTALS | 22-44 | 7-18 | 31-43 | 27 | 15 | 82 | 16 | 200 | | |

Halftime: MSU 34, AU 25. FG%: MSU 50.0%, AU 48.3%. 3FG%: MSU 38.9%, AU 28.6%. FT%: MSU 72.1%, AU 92.3%. Turnovers: MSU 9 (Bloodman 4), AU 13 (Payne, Harrell 4). Blocked Shots: MSU 6 (Thomas 3), AU 3 (Tatum 2). Steals: MSU 3 (Thomas, Bloodman, Sword), AU 6 (Harrell 2). Officials: Doug Shows, James Breeding, Rick Hartzell. Attendance: 7754.

GAME 19 — JAN. 25, 2014

| | |
|-------------------|----|
| Ole Miss | 82 |
| Mississippi State | 63 |

Tad Smith Coliseum • 3 p.m.
Oxford, Miss.

Mississippi State's two-game winning streak ended with an 82-63 loss at Ole Miss.

The homestanding Rebels built a double-digit lead late in the first half and led from start to finish to earn the season split.

The Bulldogs had another struggle out the gate, falling down 8-2 quickly. Ole Miss stretched the lead to 15-7 on a jumper by Aaron Jones.

Ole Miss built a double digit lead before Roquez Johnson had the deficit back to nine at 34-25 on a layup for MSU. The Bulldogs appeared ready to make a push but failed to convert on the front end of three different one-plus-one attempts to end the half.

Ole Miss led 38-27 at the intermission.

MSU turned the ball over on three of four possessions to start the second half and the lead quickly sprinted to 21 thanks to a 15-5 run. Ray played many reserves in the second half, and strong play by Tevin Moore and DeRunya Wilson sparked an 8-0 run as the Bulldogs made one last rally.

The Bulldogs closed within 12 but got no closer.

For the contest, the Bulldogs hit 24 of 59 shots from the field (40.7 percent), 9 of 20 shots from 3-point range (45.0 percent) and 6 of 14 shots from the foul line (42.9 percent).

| Mississippi State | | | | | | | | | | |
|-------------------|--------------|-------------|-------------|-----------|-----------|-----------|-----------|------------|--|--|
| Player | FG | 3FG | FT | RB | PF | PT | A | Min | | |
| Borchert | f 2-5 | 2-4 | 0-0 | 4 | 3 | 6 | 2 | 24 | | |
| Ware | f 3-5 | 0-0 | 3-6 | 3 | 3 | 9 | 0 | 18 | | |
| Thomas | g 3-8 | 3-6 | 0-0 | 1 | 2 | 9 | 2 | 29 | | |
| Bloodman | g 1-4 | 0-1 | 0-1 | 2 | 0 | 2 | 4 | 29 | | |
| Sword | g 2-7 | 0-1 | 0-0 | 2 | 2 | 4 | 3 | 22 | | |
| Davis | 0-2 | 0-1 | 0-0 | 0 | 0 | 0 | 1 | 5 | | |
| Wilson | 0-2 | 0-1 | 0-0 | 4 | 0 | 0 | 1 | 8 | | |
| Moore | 2-3 | 1-1 | 0-2 | 1 | 0 | 5 | 0 | 8 | | |
| Ready | 5-10 | 3-5 | 0-0 | 2 | 4 | 13 | 2 | 17 | | |
| Cunningham | 1-2 | 0-0 | 0-0 | 1 | 0 | 2 | 1 | 10 | | |
| Johnson | 5-11 | 0-0 | 3-5 | 8 | 2 | 13 | 2 | 30 | | |
| TOTALS | 24-59 | 9-20 | 6-14 | 32 | 16 | 63 | 18 | 200 | | |

| Ole Miss | | | | | | | | | | |
|---------------|--------------|-------------|--------------|-----------|-----------|-----------|-----------|------------|--|--|
| Player | FG | 3FG | FT | RB | PF | PT | A | Min | | |
| Saiz | f 2-6 | 0-0 | 2-2 | 11 | 2 | 6 | 3 | 27 | | |
| Jones | f 3-7 | 0-0 | 2-2 | 10 | 2 | 8 | 0 | 25 | | |
| White | g 4-9 | 1-2 | 2-2 | 4 | 2 | 11 | 1 | 24 | | |
| Henderson | g 7-17 | 2-12 | 3-3 | 1 | 2 | 19 | 4 | 34 | | |
| Summers | g 6-11 | 2-2 | 5-5 | 1 | 4 | 19 | 2 | 27 | | |
| Newby | 0-0 | 0-0 | 0-0 | 0 | 0 | 0 | 0 | 2 | | |
| Millinghaus | 2-5 | 0-2 | 0-2 | 2 | 1 | 4 | 2 | 14 | | |
| Cox | 1-2 | 0-0 | 0-0 | 1 | 0 | 2 | 0 | 5 | | |
| Peeper | 0-0 | 0-0 | 0-0 | 0 | 0 | 0 | 0 | 0+ | | |
| Perez | 3-4 | 2-3 | 1-2 | 7 | 1 | 9 | 0 | 30 | | |
| Coleby | 1-2 | 0-0 | 0-0 | 1 | 0 | 2 | 0 | 9 | | |
| Joesaar | 0-0 | 0-0 | 2-2 | 0 | 1 | 2 | 0 | 3 | | |
| TOTALS | 29-63 | 7-21 | 17-20 | 43 | 15 | 82 | 12 | 200 | | |

Halftime: UM 38, MSU 27. FG%: MSU 40.7%, UM 46.0%. 3FG%: MSU 45.0%, UM 33.3%. FT%: MSU 42.9%, UM 85.0%. Turnovers: MSU 11 (Sword 3), UM 9 (Summers 3). Blocked Shots: MSU 2 (Borchert, Thomas 1), UM 8 (Saiz 3). Steals: MSU 6 (Borchert 3), UM 6 (Henderson 4). Officials: Pat Adams, Roger Ayers, Doug Simons. Attendance: 8,843.

GAME 20: TENNESSEE

GAME 20 — JAN. 30, 2014

| | |
|-------------------|----|
| No. 3 Florida | 62 |
| Mississippi State | 51 |

Humphrey Coliseum • 6 p.m.
Starkville, Miss.

Mississippi State battled No. 3 Florida on even terms for a majority of the game but dropped a 62-51 decision.

Florida scored the game's first four points and led until Roquez Johnson scored to tie the contest at 7-all. The Bulldogs grabbed their first lead at 14-13 on a Colin Borchert 3-point basket with 13:30 left in the half.

Turning up the defensive pressure, Florida broke at 16-16 tie with seven straight points. Casey Prather and Kasey Hill scored back-to-back baskets for a 23-16 advantage.

Down nine at 27-18, the Bulldogs held the Gators scoreless over the final 5:28 of the half. I.J. Ready hit a basket to cap an 8-0 run as the half ended with the home team down 27-26.

MSU held Florida to 37 percent shooting in the opening half. On their offensive end, the Bulldogs did not help their own cause by missing five of six shots in the lane from close range.

In the second half, Gavin Ware scored back-to-back possessions to give the Bulldogs brief leads at 28-27 and 30-29.

After Borchert brought the Bulldogs within 33-32, the Gators took control by scoring nine straight points. Florida established an inside presence with Patric Young giving his team a spark near the basket.

Florida built the lead to 13 at 55-42 with 6:05 remaining. MSU closed within nine twice the rest of the way but could not maintain a serious threat.

| Florida | | | | | | | | | | |
|---------------|--------------|-------------|-------------|-----------|-----------|-----------|-----------|------------|--|--|
| Player | FG | 3FG | FT | RB | PF | PT | A | Min | | |
| Yeguette | f 0-1 | 0-0 | 1-4 | 4 | 0 | 1 | 1 | 20 | | |
| Prather | f 7-8 | 0-0 | 2-7 | 7 | 0 | 16 | 0 | 31 | | |
| Young | c 6-11 | 0-0 | 0-0 | 8 | 2 | 12 | 1 | 22 | | |
| Wilbekin | g 2-9 | 1-4 | 3-4 | 2 | 2 | 8 | 8 | 36 | | |
| Frazier | g 3-9 | 3-9 | 0-0 | 2 | 4 | 9 | 0 | 29 | | |
| Hill | 3-4 | 0-1 | 1-2 | 3 | 1 | 7 | 3 | 24 | | |
| Smith | 3-9 | 2-5 | 0-0 | 9 | 2 | 8 | 1 | 29 | | |
| Walker | 0-1 | 0-1 | 0-0 | 1 | 1 | 0 | 0 | 6 | | |
| Kurtz | 0-0 | 0-0 | 1-2 | 2 | 0 | 1 | 0 | 3 | | |
| TOTALS | 24-52 | 6-20 | 8-19 | 38 | 12 | 62 | 14 | 200 | | |

| Mississippi State | | | | | | | | | | |
|-------------------|--------------|-------------|------------|-----------|-----------|-----------|----------|------------|--|--|
| Player | FG | 3FG | FT | RB | PF | PT | A | Min | | |
| Borchert | f 6-12 | 3-7 | 0-0 | 7 | 1 | 15 | 0 | 35 | | |
| Ware | f 3-6 | 0-0 | 0-1 | 3 | 2 | 6 | 0 | 22 | | |
| Thomas | g 0-2 | 0-2 | 0-0 | 0 | 2 | 0 | 2 | 17 | | |
| Ready | g 5-11 | 0-2 | 0-0 | 4 | 2 | 10 | 2 | 32 | | |
| Sword | g 6-12 | 0-0 | 0-1 | 4 | 3 | 12 | 1 | 29 | | |
| Bloodman | 0-0 | 0-0 | 0-2 | 1 | 2 | 0 | 1 | 23 | | |
| Davis | 0-2 | 0-2 | 0-0 | 0 | 2 | 0 | 0 | 11 | | |
| Cunningham | 1-1 | 1-1 | 0-0 | 0 | 0 | 3 | 0 | 8 | | |
| Johnson | 2-8 | 0-0 | 1-2 | 8 | 2 | 5 | 1 | 23 | | |
| TOTALS | 23-54 | 4-14 | 1-6 | 30 | 16 | 51 | 7 | 200 | | |

Halftime: UF 27, MSU 26. FG%: MSU 42.6%, FL 46.2%. 3FG%: MSU 28.6%, FL 30.0%. FT%: MSU 16.7%, FL 42.1%. Turnovers: MSU 12 (Sword 4), FL 9 (Prather, Wilbekin 3). Blocked Shots: MSU 0, FL 4 (Young, 3). Steals: MSU 4 (Sword 3), FL 7 (Wilbekin, Frazier, Smith 2). Officials: Mike Nance, John Hampton, Michael Stephens. Attendance: 7,989.

GAME 21 — FEB. 1, 2014

| | |
|-------------------|----|
| Vanderbilt | 55 |
| Mississippi State | 49 |

Memorial Gym • 4 p.m.
Nashville, Tenn.

Mississippi State's best effort on the road in SEC play wasn't enough as Vanderbilt won, 55-49.

The Bulldogs started strong from 3-point range and quickly built an 8-2 lead. Fred Thomas scored his team's first 10 points and MSU held a 10-9 lead with 12:15 left in the opening half.

The lead switched hands before Vanderbilt reeled off a 10-2 run. The Commodores grabbed a 22-16 lead with two free throws by Rod Odom with 5:22 left in the half.

Colin Borchert hit a 3-point basket to bring the Bulldogs within 22-21. Vanderbilt answered with a 3-pointer by Kyle Fuller for a 25-21 halftime lead.

Vanderbilt scored 16 first half points off MSU turnovers.

Vanderbilt extended the halftime lead to 34-21 with nine straight points to start the second half. Jacoby Davis finally snapped an eight-game scoring drought for the Bulldogs with a 3-point basket. The Bulldogs closed within 40-36 after scoring seven straight points.

The Bulldogs closed within four points on three other occasions down the stretch but could not reclaim a lead.

For the contest, the Bulldogs hit 19 of 47 shots from the field (40.4 percent), 7 of 20 shots from 3-point range (35.0 percent) and 4 of 6 shots from the foul line (66.7 percent). The Commodores hit 21 of 47 shots from the field (44.7 percent), 6 of 25 shots from the 3-point range (24.0 percent) and 7 of 12 shots from the foul line (58.3 percent).

MSU held a 29-28 rebounding advantage. The Bulldogs had 12 assists and 18 turnovers.

Mississippi State

| Player | FG | 3FG | FT | RB | PF | PT | A | Min |
|---------------|--------------|-------------|------------|-----------|-----------|-----------|-----------|------------|
| Borchert | f 2-6 | 1-5 | 0-0 | 5 | 4 | 5 | 1 | 37 |
| Ware | f 3-5 | 0-0 | 3-4 | 8 | 2 | 9 | 0 | 30 |
| Thomas | g 6-10 | 3-4 | 1-2 | 1 | 0 | 16 | 2 | 32 |
| Ready | g 2-5 | 0-2 | 0-0 | 2 | 1 | 4 | 5 | 27 |
| Sword | g 2-10 | 0-2 | 0-0 | 2 | 2 | 4 | 0 | 25 |
| Bloodman | 2-2 | 1-1 | 0-0 | 2 | 1 | 5 | 1 | 16 |
| Davis | 2-4 | 2-4 | 0-0 | 2 | 1 | 6 | 1 | 12 |
| Cunningham | 0-2 | 0-2 | 0-0 | 1 | 0 | 0 | 0 | 8 |
| Johnson | 0-3 | 0-0 | 0-0 | 1 | 2 | 0 | 2 | 13 |
| TOTALS | 19-47 | 7-20 | 4-6 | 29 | 13 | 49 | 12 | 200 |

Vanderbilt

| Player | FG | 3FG | FT | RB | PF | PT | A | Min |
|---------------|--------------|-------------|-------------|-----------|----------|-----------|-----------|------------|
| Odom | f 6-13 | 4-10 | 2-3 | 6 | 2 | 18 | 1 | 39 |
| Siakam | f 1-2 | 0-1 | 0-0 | 7 | 2 | 2 | 1 | 31 |
| Jones | c 6-6 | 0-0 | 1-2 | 3 | 3 | 13 | 0 | 27 |
| Fuller | g 5-13 | 1-4 | 3-4 | 6 | 0 | 14 | 5 | 40 |
| Parker | g 2-9 | 0-6 | 1-3 | 4 | 1 | 5 | 4 | 40 |
| Kornet | 1-3 | 1-3 | 0-0 | 0 | 0 | 3 | 2 | 17 |
| Moats | 0-1 | 0-1 | 0-0 | 0 | 0 | 0 | 0 | 6 |
| TOTALS | 21-47 | 6-25 | 7-12 | 28 | 8 | 55 | 13 | 200 |

Halftime: VU 25, MSU 21. FG%: MSU 40.0%, VU 44.7%. 3FG%: MSU 35.0%, VU 24.0%. FT%: MSU 66.7%, VU 58.3%. Turnovers: MSU 18 (Ready 4), VU 14 (Fuller 6). Blocked Shots: MSU 2 (Thomas, Sword 1), VU 4 (Odom, Siakam, Jones, Kornet 1). Steals: MSU 6 (Sword 2), VU 9 (Odom, Kornet 3). Officials: Anthony Jordan, Mike Kitts, John Heatly. Attendance: 9,170.

GAME 22 — FEB. 5, 2014

| | |
|-------------------|----|
| Texas A&M | 72 |
| Mississippi State | 52 |

Reed Arena • 8 p.m.
College Station, Texas

Mississippi State lost its fourth-straight game, dropping a 72-52 decision at Texas A&M.

After battling Vanderbilt to the wire in its last road contest, MSU was unable to keep this contest in doubt late. The teams were tied at 26 at halftime. Texas A&M shot 69 percent from the field in the second half.

The Bulldogs grabbed an 11-8 lead with 13:12 left in the first half after a 3-point basket by Trivante Bloodman. Texas A&M reeled off six straight points for a 16-13 lead. The Aggies ran the lead to six at 22-16.

For MSU, a 3-pointer by Craig Sword and follow-up basket by I.J. Ready to end the half created the tie.

Two free throws by Fred Thomas brought MSU within 36-35. The Bulldogs then went better than 11 minutes without a field goal.

For the contest, the Bulldogs hit 18 of 48 shots from the field (37.5 percent), 8 of 19 shots from 3-point range (42.1 percent) and 8 of 11 shots from the foul line (72.7 percent). The Aggies hit 29 of 57 shots from the field (50.9 percent), 6 of 18 shots from 3-point range (33.3 percent) and 8 of 17 shots from the foul line (47.1 percent).

MSU held a 33-32 rebounding advantage. The Bulldogs had 12 assists and 17 turnovers, while the Aggies had 22 assists and six turnovers.

Mississippi State

| Player | FG | 3FG | FT | RB | PF | PT | A | Min |
|---------------|--------------|-------------|-------------|-----------|-----------|-----------|-----------|------------|
| Thomas | g 2-7 | 1-5 | 5-5 | 4 | 1 | 10 | 3 | 30 |
| Borchert | f 3-9 | 1-3 | 0-0 | 7 | 5 | 7 | 0 | 24 |
| Ready | g 2-5 | 1-2 | 0-0 | 1 | 1 | 5 | 1 | 20 |
| Ware | f 3-4 | 0-0 | 1-2 | 7 | 3 | 7 | 0 | 32 |
| Sword | g 3-12 | 2-4 | 2-4 | 3 | 1 | 10 | 4 | 27 |
| Bloodman | 2-4 | 1-3 | 0-0 | 1 | 1 | 5 | 2 | 23 |
| Davis | 1-1 | 1-1 | 0-0 | 1 | 1 | 3 | 1 | 13 |
| Wilson | 0-0 | 0-0 | 0-0 | 1 | 0 | 0 | 0 | 3 |
| Moore | 0-0 | 0-0 | 0-0 | 0 | 0 | 0 | 0 | 2 |
| Cunningham | 1-1 | 1-1 | 0-0 | 0 | 1 | 3 | 0 | 5 |
| Johnson | 1-5 | 0-0 | 0-0 | 6 | 2 | 2 | 1 | 21 |
| TOTALS | 18-48 | 8-19 | 8-11 | 33 | 16 | 52 | 12 | 200 |

Texas A&M

| Player | FG | 3FG | FT | RB | PF | PT | A | Min |
|---------------|--------------|-------------|-------------|-----------|-----------|-----------|-----------|------------|
| Smith | r 4-9 | 0-3 | 2-4 | 1 | 0 | 10 | 3 | 29 |
| Green | g 3-3 | 1-1 | 0-0 | 5 | 1 | 7 | 5 | 28 |
| Robertson | f 7-9 | 0-0 | 0-2 | 6 | 3 | 14 | 1 | 25 |
| Caruso | g 1-3 | 0-2 | 2-4 | 3 | 3 | 4 | 10 | 31 |
| Jones | f 7-14 | 4-8 | 2-2 | 7 | 1 | 20 | 1 | 32 |
| Miller | 2-2 | 0-0 | 1-2 | 1 | 1 | 5 | 0 | 4 |
| McDonald | 0-0 | 0-0 | 0-0 | 0 | 1 | 0 | 0 | 9 |
| Harris | 1-3 | 0-2 | 0-0 | 1 | 0 | 2 | 0 | 12 |
| Fitzgerald | 3-9 | 1-2 | 0-1 | 1 | 0 | 7 | 1 | 13 |
| Space | 0-0 | 0-0 | 1-2 | 1 | 0 | 1 | 0 | 4 |
| Dobbins | 0-1 | 0-0 | 0-0 | 0 | 0 | 0 | 1 | 1 |
| Johns | 1-4 | 0-0 | 0-0 | 5 | 4 | 2 | 0 | 12 |
| TOTALS | 29-57 | 6-18 | 8-17 | 32 | 14 | 72 | 22 | 200 |

Halftime: MSU 26, A&M 26. FG%: MSU 37.5%, A&M 50.9%. 3FG%: MSU 42.1%, A&M 33.3%. FT%: MSU 72.7%, A&M 47.1%. Turnovers: MSU 17 (Borchert 3), A&M 6 (Jones 3). Blocked Shots: MSU 4 (Thomas 2), A&M 2 (Caruso, Fitzgerald, 1). Steals: MSU 4 (Borchert, Ready, Ware, Sword, 1), A&M 7 (Green, 2). Officials: Pat Adams, Antinio Petty, Leslie Jones. Attendance: 4,626.

GAME 23 — FEB. 8, 2014

| | |
|-------------------|----|
| No. 18 Kentucky | 69 |
| Mississippi State | 59 |

Humphrey Coliseum • 12:30 p.m.
Starkville, Miss.

Mississippi State placed four players in double figures and turned in a superb defensive effort. However, that was not enough to take down No. 18 Kentucky as the Wildcats claimed a 69-59 win.

Kentucky scored the game's first six points. MSU answered with an 11-3 run. A dunk by Craig Sword placed the Bulldogs on top, 11-9. The Bulldogs later ran the lead to 17-13 on a pair of free throws by Gavin Ware.

The teams were last tied at 19, before Kentucky ended the half with a 13-4 run. The Bulldogs had an eight-minute stretch with only one made field goal. By the time that stretch ended, Kentucky led 32-23 at halftime.

A layup by Sword brought the Bulldogs within 32-26 less than a minute into the second half. MSU would not get any closer the rest of the way.

Kentucky built the lead to a game-largest 12-point advantage at 51-39 on two James Young free throws with 10:37 left in the contest. The Bulldogs were down 12 two more times, before Ware hit two free throws to bring the deficit to 57-50 with 7:03 left in the contest.

For the contest, the Bulldogs hit 18 of 47 shots from the field (38.3 percent), 1 of 8 shots from 3-point range (12.5 percent) and 22 of 28 shots from the foul line (78.6 percent). The Wildcats hit 27 of 60 shots from the field (45.0 percent), 3 of 18 shots from 3-point range (16.7 percent) and 12 of 18 shots from the foul line (66.7 percent).

UK held a 38-33 rebounding advantage.

Kentucky

| Player | FG | 3FG | FT | RB | PF | PT | A | Min |
|---------------|--------------|-------------|--------------|-----------|-----------|-----------|-----------|------------|
| Randle | f 8-13 | 0-0 | 0-3 | 7 | 4 | 16 | 1 | 34 |
| Johnson | c 3-3 | 0-0 | 3-3 | 8 | 1 | 9 | 0 | 21 |
| Young | g 3-8 | 1-4 | 4-4 | 1 | 4 | 11 | 0 | 20 |
| Harrison | g 4-15 | 1-6 | 0-1 | 6 | 0 | 9 | 6 | 36 |
| Harrison | g 2-3 | 0-1 | 1-1 | 3 | 5 | 5 | 3 | 15 |
| Polson | 1-6 | 0-3 | 0-1 | 3 | 4 | 2 | 1 | 30 |
| Hood | 1-4 | 1-3 | 0-0 | 2 | 0 | 3 | 0 | 13 |
| C-Stein | 4-4 | 0-0 | 0-0 | 2 | 2 | 8 | 1 | 15 |
| Poythress | 1-4 | 0-1 | 4-5 | 4 | 1 | 6 | 0 | 15 |
| Willis | 0-0 | 0-0 | 0-0 | 0 | 0 | 0 | 0 | 1 |
| TOTALS | 27-60 | 3-18 | 12-18 | 38 | 21 | 69 | 12 | 200 |

Mississippi State

| Player | FG | 3FG | FT | RB | PF | PT | A | Min |
|---------------|--------------|------------|--------------|-----------|-----------|-----------|----------|------------|
| Borchert | f 2-6 | 1-3 | 0-0 | 5 | 5 | 5 | 1 | 23 |
| Ware | f 2-5 | 0-0 | 8-8 | 4 | 3 | 12 | 0 | 24 |
| Thomas | g 2-9 | 0-3 | 2-4 | 4 | 1 | 6 | 1 | 32 |
| Bloodman | g 3-6 | 0-0 | 6-6 | 1 | 1 | 12 | 3 | 32 |
| Sword | g 6-12 | 0-1 | 0-0 | 5 | 4 | 12 | 1 | 27 |
| Davis | 0-2 | 0-1 | 0-0 | 7 | 2 | 0 | 1 | 23 |
| Wilson | 0-0 | 0-0 | 0-0 | 1 | 0 | 0 | 0 | 2 |
| Cunningham | 0-0 | 0-0 | 2-2 | 0 | 1 | 2 | 0 | 7 |
| Johnson | 3-7 | 0-0 | 4-8 | 4 | 1 | 10 | 0 | 30 |
| TOTALS | 18-47 | 1-8 | 22-28 | 33 | 18 | 59 | 7 | 200 |

Halftime: UK 32, MSU 23. FG%: MSU 38.3%, UK 45.0%. 3FG%: MSU 12.5%, UK 16.7%. FT%: MSU 78.6%, UK 66.7%. Turnovers: MSU 13 (Sword 3), UK 9 (Randle 4). Blocked Shots: MSU 1 (Thomas 1), UK 5 (Randle, Johnson, Harrison, C-Stein, Poythress, 1). Steals: MSU 3 (Ware 2), UK 7 (Harrison, Polson, 2). Officials: Doug Shows, Tony Henderson, Glenn Tuitt. Attendance: 8,417.

GAME 24 — FEB. 12, 2014

| | |
|-------------------|----|
| Georgia | 75 |
| Mississippi State | 55 |

Humphrey Coliseum • 8 p.m.
Starkville, Miss.

Mississippi State could not build on a fast start, letting an early 14-point lead slip away en route to dropping a 75-55 decision to Georgia.

Behind a pair of baskets from Fred Thomas, MSU quickly built a 10-2 lead. The lead grew to double digits at 19-8 on a basket from Tyson Cunningham with 10:11 left in the half. The Maroon and White held their biggest lead at 22-8 after a Thomas 3-pointer with 9:54 left in the half.

From there, Georgia righted the ship and battled back into the contest.

Kenny Paul Geno scored three straight baskets to bring Georgia within 24-19 with 4:10 left in the half. The visiting Bulldogs ended the half with a 9-3 run to take a 28-27 lead at the intermission.

In the second half, Georgia quickly seized control of the contest with a 13-4 run to build a 41-31 advantage with 15:19 left in the half.

After closing within eight, Georgia reeled off a 10-2 run to build a 51-35 lead with 12:35 in the contest. The visiting Bulldogs were well on their way, thanks to a 73.9 percent showing from the field in the second half. Georgia hit 17-of-23 shots from the field in the final 20 minutes.

For the contest, MSU hit 20 of 59 shots from the field and Georgia was 25 of 46, while having 38-30 rebounding advantage.

Georgia

| Player | FG | 3FG | FT | RB | PF | PT | A | Min |
|---------------|--------------|-------------|--------------|-----------|-----------|-----------|-----------|------------|
| Thornton | f 4-6 | 0-0 | 1-2 | 8 | 1 | 9 | 0 | 26 |
| Williams | f 2-4 | 0-0 | 1-2 | 10 | 3 | 5 | 1 | 27 |
| Morris | f 3-5 | 1-1 | 1-2 | 3 | 3 | 8 | 1 | 25 |
| Mann | g 4-7 | 1-3 | 10-11 | 6 | 1 | 19 | 5 | 34 |
| Gaines | g 4-8 | 0-3 | 0-2 | 0 | 3 | 8 | 3 | 17 |
| Parker | 4-5 | 1-1 | 7-7 | 3 | 1 | 16 | 1 | 20 |
| Dixon | 1-1 | 0-0 | 0-0 | 1 | 2 | 2 | 0 | 12 |
| Echols | 0-1 | 0-1 | 0-0 | 0 | 0 | 0 | 0 | 3 |
| Forte | 0-1 | 0-0 | 0-0 | 1 | 0 | 0 | 0 | 4 |
| Kessler | 0-0 | 0-0 | 0-0 | 1 | 0 | 0 | 0 | 2 |
| Geno | 3-5 | 0-1 | 0-0 | 2 | 1 | 6 | 0 | 14 |
| Frazier | 0-0 | 0-0 | 0-0 | 0 | 0 | 0 | 0 | 3 |
| Djurisic | 0-3 | 0-2 | 2-2 | 1 | 1 | 2 | 0 | 13 |
| TOTALS | 25-46 | 3-12 | 22-28 | 38 | 16 | 75 | 11 | 200 |

Mississippi State

| Player | FG | 3FG | FT | RB | PF | PT | A | Min |
|---------------|--------------|-------------|--------------|-----------|-----------|-----------|----------|------------|
| Borchert | f 1-8 | 0-4 | 0-0 | 5 | 1 | 2 | 0 | 28 |
| Ware | f 4-6 | 0-0 | 0-0 | 5 | 4 | 8 | 0 | 26 |
| Thomas | g 3-7 | 1-5 | 2-5 | 6 | 2 | 9 | 1 | 28 |
| Bloodman | g 2-5 | 1-3 | 3-6 | 1 | 3 | 8 | 2 | 24 |
| Sword | g 3-11 | 0-3 | 4-6 | 2 | 5 | 10 | 1 | 22 |
| Davis | 0-1 | 0-1 | 0-0 | 4 | 1 | 0 | 1 | 13 |
| Moore | 0-2 | 0-2 | 0-0 | 0 | 0 | 0 | 0 | 2 |
| Ready | 1-7 | 0-2 | 1-2 | 2 | 1 | 3 | 0 | 21 |
| Cunningham | 2-7 | 1-5 | 1-1 | 1 | 0 | 6 | 3 | 13 |
| Johnson | 4-5 | 0-0 | 1-3 | 2 | 3 | 9 | 0 | 23 |
| TOTALS | 20-59 | 3-25 | 12-23 | 30 | 20 | 55 | 8 | 200 |

Halftime: GA 28, MSU 27. FG%: MSU 33.9%, GA 54.3%. 3FG%: MSU 12.0%, GA 25.0%. FT%: MSU 52.2%, GA 78.6%. Turnovers: MSU 11 (Sword 4), GA 14 (Morris, Mann, Djurisic 3). Blocked Shots: MSU 3 (Thomas, Sword, Johnson 1), GA 4 (Williams 3). Steals: MSU 7 (Borchert, Sword 2), GA 5 (Mann 3). Officials: Joe Lindsey, Ron Groover, Doug Simmons. Attendance: 7,010.

GAME 25 — FEB. 15, 2014

| | |
|-------------------|----|
| Auburn | 92 |
| Mississippi State | 82 |

Auburn Arena • 12:30 p.m.
Auburn, Ala.

An 18-3 run late in the first half proved decisive as Mississippi State dropped a 92-82 decision to Auburn.

MSU started strong. The Bulldogs pieced together and 11-0 run and built a 19-12 lead with two Trivante Bloodman free throws with 11:12 left in the first half. Auburn quickly regrouped and pulled even at 22-22 on a KT Harrell layup with 7:38 left in the half.

The Bulldogs managed only one field goal over the final 12:06 of the first half. Auburn completed the half with an 18-3 run to take a 40-25 lead at the half.

Auburn continued its strong offensive play to start the second half. A 3-pointer by Tahj Shamsid-Deen ran the Tigers advantage to a game-best 21 points at 56-35 with 16:24 left in the contest.

Behind a career day from Bloodman, the Bulldogs rallied. MSU closed within nine points at 64-55 on a 3-pointer by Jacoby Davis with 8:31 left in the contest.

Auburn scored the game's next five points and MSU got no closer than eight points on two occasions the rest of the way.

For the contest, the Bulldogs hit 24 of 50 shots from the field, 5 of 17 shots from 3-point range and 29 of 36 shots from the foul line. The Tigers hit 26 of 51 shots from the field, 3 of 13 shots from 3-point range and 37 of 41 shots from the foul line.

Auburn held a 31-26 rebounding advantage.

Bloodman paced MSU with a career-high 18 points.

Mississippi State

| Player | FG | 3FG | FT | RB | PF | PT | A | Min |
|---------------|--------------|-------------|--------------|-----------|-----------|-----------|-----------|------------|
| Borchert | f 1-4 | 0-2 | 1-2 | 3 | 2 | 3 | 2 | 22 |
| Ware | f 5-7 | 0-0 | 5-6 | 2 | 2 | 15 | 0 | 32 |
| Thomas | g 1-7 | 1-4 | 1-2 | 1 | 3 | 4 | 0 | 31 |
| Bloodman | g 2-3 | 0-1 | 14-15 | 6 | 3 | 18 | 9 | 28 |
| Sword | g 4-9 | 0-1 | 0-2 | 2 | 5 | 8 | 5 | 19 |
| Davis | 2-5 | 2-4 | 2-2 | 3 | 2 | 8 | 0 | 16 |
| Moore | 0-1 | 0-1 | 0-0 | 0 | 1 | 0 | 0 | 1 |
| Ready | 4-6 | 2-3 | 2-2 | 1 | 5 | 12 | 2 | 21 |
| Cunningham | 0-0 | 0-0 | 0-0 | 0 | 4 | 0 | 1 | 4 |
| Johnson | 5-8 | 0-1 | 4-5 | 3 | 4 | 14 | 0 | 26 |
| TOTALS | 24-50 | 5-17 | 29-36 | 26 | 31 | 82 | 19 | 200 |

Auburn

| Player | FG | 3FG | FT | RB | PF | PT | A | Min |
|---------------|--------------|-------------|--------------|-----------|-----------|-----------|-----------|------------|
| Payne | f 4-7 | 0-0 | 6-6 | 1 | 2 | 14 | 4 | 36 |
| Tatum | c 2-3 | 0-0 | 0-0 | 3 | 5 | 4 | 0 | 19 |
| Harrell | g 6-11 | 1-4 | 13-14 | 3 | 1 | 26 | 2 | 39 |
| Denson | g 10-17 | 0-0 | 10-11 | 7 | 2 | 30 | 1 | 26 |
| Deen | g 3-9 | 2-7 | 2-4 | 1 | 5 | 10 | 2 | 32 |
| Wade | 1-2 | 0-1 | 0-0 | 0 | 5 | 2 | 0 | 7 |
| Thompson | 0-1 | 0-1 | 0-0 | 4 | 2 | 0 | 1 | 12 |
| Canada | 0-1 | 0-0 | 6-6 | 2 | 1 | 6 | 2 | 9 |
| Granger | 0-0 | 0-0 | 0-0 | 0 | 0 | 0 | 0 | 1 |
| Atewe | 0-0 | 0-0 | 0-0 | 8 | 5 | 0 | 1 | 19 |
| TOTALS | 26-51 | 3-13 | 37-41 | 31 | 28 | 92 | 13 | 200 |

Halftime: AU 40, MSU 25. FG%: MSU 48.0%, AU 51.0%. 3FG%: MSU 29.4%, AU 23.1%. FT%: MSU 80.6%, AU 90.2%. Turnovers: MSU 21 (Bloodman, Johnson 4), AU 18 (Payne 5). Blocked Shots: MSU 1 (Borchert 1), AU 1 (Atewe 1). Steals: MSU 11 (Ready 3), AU 12 (Harrell 3). Officials: Anthony Jordan, Willi CJ Washington, Mike Thibodeaux. Attendance: 6,890.

GAME 26 — FEB. 19, 2014

| | |
|-------------------|----|
| LSU | 92 |
| Mississippi State | 81 |

Marravich Assembly Center • 7 p.m.
Baton Rouge, La.

Mississippi State could not overcome a slow start as it dropped a 92-81 decision to LSU.

Craig Sword led the offensive attack with 33 points, becoming the first Bulldog player to score 30 or more points since Ravern Johnson did it Nov. 26, 2010 against Troy. Sword hit 11-of-16 shots from the field, 10-of-14 shots from the foul line, while also having three assists and three rebounds, before fouling out with less than three minutes remaining.

In the opening stages of the game, LSU quickly built a 16-1 advantage. The lead would grow to 24-4 before MSU made its push. The Bulldogs would close within single digits down the stretch but could not get over the hump.

After falling down 24-4, the Bulldogs got six straight points from Sword. The Bulldogs closed within six points on two free throws by De'Runnya Wilson 7:28 left in the half.

With a lot of reserves in the lineup, due in part to the foul trouble, the Bulldogs trailed 42-31 at the intermission.

The Bulldogs were back within seven in the early stages of the second half at 47-40 after a 3-point play by Sword. LSU followed with a 12-4 run to push the lead back out to 15 points.

MSU fell back down by 19 points but the strong play of Gavin Ware and Roquez Johnson kept the Bulldogs afloat late. Ware posted his seventh double-double with 10 points and 11 rebounds.

Mississippi State

| Player | FG | 3FG | FT | RB | PF | PT | A | Min |
|---------------|--------------|------------|--------------|-----------|-----------|-----------|-----------|------------|
| Borchert | f 0-2 | 0-0 | 0-0 | 0 | 5 | 0 | 0 | 6 |
| Ware | f 4-7 | 0-0 | 2-2 | 11 | 4 | 10 | 0 | 33 |
| Thomas | g 0-0 | 0-0 | 1-2 | 1 | 0 | 1 | 0 | 16 |
| Bloodman | g 4-7 | 1-2 | 2-4 | 2 | 1 | 11 | 2 | 34 |
| Sword | g 11-16 | 1-2 | 10-14 | 3 | 5 | 33 | 3 | 32 |
| Davis | 1-3 | 1-2 | 0-0 | 2 | 0 | 3 | 0 | 9 |
| Wilson | 0-2 | 0-1 | 4-4 | 1 | 1 | 4 | 1 | 17 |
| Moore | 0-0 | 0-0 | 0-0 | 0 | 0 | 0 | 0 | 1 |
| Ready | 4-10 | 0-1 | 0-0 | 3 | 1 | 8 | 1 | 29 |
| Cunningham | 0-1 | 0-0 | 0-0 | 1 | 1 | 0 | 1 | 4 |
| Johnson | 2-4 | 0-0 | 7-10 | 3 | 4 | 11 | 0 | 19 |
| TOTALS | 26-52 | 3-8 | 26-36 | 30 | 22 | 81 | 16 | 200 |

Auburn

| Player | FG | 3FG | FT | RB | PF | PT | A | Min |
|---------------|--------------|-------------|--------------|-----------|-----------|-----------|-----------|------------|
| O'Bryant III | f 2-11 | 0-0 | 2-2 | 6 | 5 | 6 | 5 | 25 |
| Coleman | f 6-11 | 1-4 | 5-7 | 2 | 4 | 18 | 2 | 33 |
| Martin | f 8-11 | 2-3 | 2-2 | 8 | 2 | 20 | 2 | 35 |
| Mickey | f 4-6 | 0-0 | 11-12 | 4 | 1 | 19 | 3 | 30 |
| Hickey | g 5-8 | 3-6 | 0-2 | 1 | 2 | 13 | 3 | 36 |
| Shortess | 0-0 | 0-0 | 0-0 | 0 | 0 | 0 | 0 | 1 |
| Stringer | 4-7 | 3-5 | 3-4 | 4 | 4 | 14 | 1 | 12 |
| Hammink | 0-0 | 0-0 | 0-0 | 0 | 2 | 0 | 0 | 4 |
| Malone | 0-1 | 0-1 | 0-0 | 0 | 0 | 0 | 0 | 1 |
| Odo | 0-0 | 0-0 | 0-0 | 0 | 1 | 0 | 0 | 3 |
| Eddlestone | 0-0 | 0-0 | 0-0 | 0 | 0 | 0 | 0 | 1 |
| Quarterman | 1-4 | 0-2 | 0-0 | 5 | 4 | 2 | 1 | 19 |
| TOTALS | 30-59 | 9-21 | 23-29 | 34 | 25 | 92 | 17 | 200 |

Halftime: LSU 42, MSU 31. FG%: MSU 50.0%, LSU 50.8%. 3FG%: MSU 37.5%, LSU 42.9%. FT%: MSU 72.2%, LSU 79.3%. Turnovers: MSU 16 (Bloodman 5), LSU 16 (Mickey 7). Blocked Shots: MSU 2 (Ware, Sword 1), LSU 4 (Mickey 2). Steals: MSU 9 (Sword 3), LSU 8 (Coleman 4). Officials: Pat Adams, Rick Hartzell, Mike Kitts. Attendance: 7,689.

GAME 27 — FEB. 22, 2014

Arkansas 55
Mississippi State 49

Humphrey Coliseum • 3 p.m.
Starkville, Miss.

A spirited rally fell short as the Mississippi State dropped a 73-69 decision to Arkansas.

After the Bulldogs scored the initial game of the basket, the Razorbacks quickly sprinted to a 14-8 lead. The Bulldogs followed with seven straight points and grabbed a 15-14 lead on a Gavin Ware tip-in.

The early play foreshadowed a strong offensive half for both teams.

Arkansas ran the lead back out to 23-17 on a layup from Alandise Harris with 10:49 left in the half. The Razorbacks continued their early 3-point barrage and extended the advantage to 32-21 on a trey by Anthlon Bell with 7:48 left in the half.

Still down 10, the Bulldogs ended the half with a 7-1 run to trail 39-35 at the intermission.

The Bulldogs remained competitive in the game's final half but never grabbed a lead.

MSU closed within 39-38 after Roquez Johnson split a pair of free throws. The Razorbacks turned the Bulldogs over twice and scored seven straight points to build a 46-39 lead.

Arkansas extended the lead to a game-best at 15 points at 71-56 with 6:45 left in the contest. A 3-pointer by Colin Borchert brought the Bulldogs within 71-65 with 4:12 left in the contest. The Bulldogs closed within four at 73-69 but were unable to get another shot to fall.

For the contest, the Bulldogs hit 26 of 59 shots from the field, 7 of 14 shots from 3-point range and 10 of 21 shots from the foul line.

MSU held a 43-36 rebounding advantage.

Borchert paced MSU with 21 points off the bench.

Arkansas

| Player | FG | 3FG | FT | RB | PF | PT | A | Min |
|---------------|--------------|-------------|-------------|-----------|-----------|-----------|-----------|------------|
| Clarke | f 1-6 | 0-2 | 0-0 | 9 | 4 | 2 | 7 | 24 |
| Portis | f 5-9 | 1-2 | 2-5 | 7 | 0 | 13 | 1 | 26 |
| Madden | g 3-8 | 1-3 | 2-3 | 2 | 2 | 9 | 2 | 31 |
| Gulley | g 0-1 | 0-1 | 0-0 | 3 | 2 | 0 | 1 | 14 |
| Qualls | g 6-14 | 2-7 | 1-2 | 4 | 2 | 15 | 2 | 28 |
| Wade | 1-3 | 1-2 | 2-5 | 1 | 3 | 5 | 2 | 22 |
| Harris | 3-6 | 0-0 | 2-2 | 3 | 2 | 8 | 1 | 18 |
| Bell | 8-15 | 3-8 | 0-0 | 1 | 1 | 19 | 0 | 17 |
| Haydar | 0-0 | 0-0 | 0-0 | 0 | 2 | 0 | 1 | 6 |
| Kingsley | 1-2 | 0-0 | 0-0 | 1 | 2 | 2 | 1 | 14 |
| TOTALS | 28-64 | 8-25 | 9-17 | 36 | 20 | 73 | 18 | 200 |

Mississippi State

| Player | FG | 3FG | FT | RB | PF | PT | A | Min |
|---------------|--------------|-------------|--------------|-----------|-----------|-----------|-----------|------------|
| Ware | f 2-3 | 0-0 | 1-4 | 5 | 4 | 5 | 0 | 23 |
| Johnson | f 5-10 | 0-0 | 1-2 | 9 | 1 | 11 | 0 | 27 |
| Bloodman | g 3-8 | 0-1 | 4-6 | 0 | 1 | 10 | 2 | 23 |
| Ready | g 3-11 | 0-2 | 1-2 | 4 | 2 | 7 | 2 | 35 |
| Sword | g 4-8 | 1-1 | 1-4 | 6 | 3 | 10 | 2 | 28 |
| Borchert | 8-12 | 5-6 | 0-0 | 7 | 2 | 21 | 2 | 31 |
| Davis | 0-2 | 0-1 | 0-0 | 1 | 2 | 0 | 2 | 16 |
| Moore | 1-5 | 1-3 | 2-3 | 4 | 1 | 5 | 0 | 17 |
| TOTALS | 26-59 | 7-14 | 10-21 | 43 | 16 | 69 | 10 | 200 |

Halftime: AR 39, MSU 35. FG%: MSU 44.1%, AR 43.8%. 3FG%: MSU 50.0%, AR 32.0%. FT%: MSU 47.6%, AR 52.9%. Turnovers: MSU 16 (Sword 4), AR 11 (Madden 4). Blocked Shots: MSU 3 (Ware, Johnson, Borchert 1), AR 4 (Portis 3). Steals: MSU 5 (Ready 3), AR 12 (Portis, Qualls, Wade, Kingsley 2). Officials: Glenn Tuitt, Antinio Petty, Don Daily. Attendance: 6,981.

GAME 28 — FEB. 26, 2014

Mississippi State
Tennessee

Humphrey Coliseum • 7 p.m.
Starkville, Miss.

GAME 29 — MARCH 1, 2014

Mississippi State
Missouri

Mizzou Arena • 12:30 p.m.
Columbia, Mo.

2013-14 Mississippi State Basketball
Mississippi State Combined Team Statistics (as of Feb 22, 2014)
All games

| RECORD: | OVERALL | HOME | AWAY | NEUTRAL |
|----------------|---------|------|------|---------|
| ALL GAMES | 13-14 | 11-5 | 0-8 | 2-1 |
| CONFERENCE | 3-11 | 3-4 | 0-7 | 0-0 |
| NON-CONFERENCE | 10-3 | 8-1 | 0-1 | 2-1 |

| # | Player | gp-gs | min | avg | Total | 3-Point | F-Throw | Rebounds | | pf | dq | a | to | blk | stl | pts | avg |
|----------------|-------------------|-------|------|------|----------|---------|---------|----------|---------|-------|-----|-----|-----|------|-----|-----|-----|
| | | | | | fg-fga | fg% | 3fg-fga | 3fg% | ft-fa | ft% | off | def | tot | avg | | | |
| 32 | Craig Sword | 27-26 | 753 | 27.9 | 130-267 | .487 | 8-34 | .235 | 96-152 | .632 | 28 | 68 | 96 | 3.6 | 79 | 4 | 71 |
| 20 | Gavin Ware | 27-26 | 688 | 25.5 | 112-186 | .602 | 0-0 | .000 | 57-89 | .640 | 58 | 142 | 200 | 7.4 | 69 | 1 | 6 |
| 03 | Colin Borchert | 27-24 | 733 | 27.1 | 91-224 | .406 | 37-114 | .325 | 36-47 | .766 | 21 | 99 | 120 | 4.4 | 80 | 5 | 36 |
| 25 | Roquez Johnson | 27-2 | 631 | 23.4 | 89-194 | .459 | 0-6 | .000 | 74-126 | .587 | 55 | 72 | 127 | 4.7 | 61 | 2 | 16 |
| 01 | Fred Thomas | 25-19 | 736 | 29.4 | 67-199 | .337 | 31-106 | .292 | 33-54 | .611 | 8 | 66 | 74 | 3.0 | 43 | 0 | 36 |
| 04 | Trivante Bloodman | 27-13 | 656 | 24.3 | 53-102 | .520 | 7-21 | .333 | 66-92 | .717 | 15 | 39 | 54 | 2.0 | 45 | 0 | 68 |
| 15 | I.J. Ready | 20-14 | 483 | 24.2 | 52-128 | .406 | 16-40 | .400 | 12-14 | .857 | 9 | 26 | 35 | 1.8 | 25 | 1 | 54 |
| 02 | Dre Applewhite | 12-6 | 213 | 17.8 | 17-41 | .415 | 3-9 | .333 | 29-43 | .674 | 20 | 27 | 47 | 3.9 | 29 | 1 | 16 |
| 11 | Jacoby Davis | 23-0 | 257 | 11.2 | 17-58 | .293 | 14-43 | .326 | 4-5 | .800 | 7 | 21 | 28 | 1.2 | 23 | 0 | 17 |
| 24 | Tyson Cunningham | 26-0 | 214 | 8.2 | 15-41 | .366 | 7-24 | .292 | 10-11 | .909 | 1 | 10 | 11 | 0.4 | 23 | 0 | 12 |
| 13 | Tevin Moore | 13-0 | 52 | 4.0 | 5-15 | .333 | 2-8 | .250 | 3-8 | .375 | 1 | 5 | 6 | 0.5 | 2 | 0 | 0 |
| 12 | De'Runnya Wilson | 5-0 | 34 | 6.8 | 0-4 | .000 | 0-2 | .000 | 4-4 | 1.000 | 3 | 4 | 7 | 1.4 | 1 | 0 | 2 |
| Team | | | | | | | | | | | 40 | 51 | 91 | | | | 6 |
| Total..... | | 27 | 5450 | | 648-1459 | .444 | 125-407 | .307 | 424-645 | .657 | 266 | 630 | 896 | 33.2 | 480 | 14 | 334 |
| Opponents..... | | 27 | 5450 | | 683-1515 | .451 | 168-538 | .312 | 373-517 | .721 | 275 | 669 | 944 | 35.0 | 541 | - | 349 |

| TEAM STATISTICS | MS | OPP | Date | Opponent | Score | Att. |
|------------------------|----------|----------|------------|--------------------|-----------|-------|
| SCORING | 1845 | 1907 | 11-08-13 | PRAIRIE VIEW | w 71-56 | 6853 |
| Points per game | 68.3 | 70.6 | 11-14-13 | KENNESAW STATE | w 78-55 | 6806 |
| Scoring margin | -2.3 | - | 11-19-13 | MISS. VALLEY STATE | w 94-72 | 6759 |
| FIELD GOALS-ATT | 648-1459 | 683-1515 | 11-23-13 | at Utah State | L 68-87 | 10043 |
| Field goal pct | .444 | .451 | 11-27-13 | JACKSON STATE | w 58-56 | 6776 |
| 3 POINT FG-ATT | 125-407 | 168-538 | 12-01-13 | LOYOLA CHICAGO | Wot 65-64 | 6010 |
| 3-point FG pct | .307 | .312 | 12-05-13 | TCU | L 61-71 | 6795 |
| 3-pt FG made per game | 4.6 | 6.2 | 12-13-13 | vs SE Louisiana | w 68-62 | 2035 |
| FREE THROWS-ATT | 424-645 | 373-517 | 12-17-13 | FLORIDA A&M | w 78-65 | 5803 |
| Free throw pct | .657 | .721 | 12-19-13 | FLORIDA GULF COAST | w 66-53 | 5902 |
| F-Throws made per game | 15.7 | 13.8 | 12-22-13 | vs USF | w 71-66 | 1530 |
| REBOUNDS | 896 | 944 | 12-23-13 | vs UNLV | L 66-82 | 3618 |
| Rebounds per game | 33.2 | 35.0 | 01-02-14 | MD EASTERN SHORE | w 77-63 | 5708 |
| Rebounding margin | -1.8 | - | * 01-08-14 | at Kentucky | L 63-85 | 23638 |
| ASSISTS | 334 | 349 | * 01-11-14 | OLE MISS | w 76-72 | 8841 |
| Assists per game | 12.4 | 12.9 | * 01-15-14 | at Alabama | L 61-80 | 10112 |
| TURNOVERS | 380 | 394 | * 01-18-14 | TEXAS A&M | Wot 81-72 | 7073 |
| Turnovers per game | 14.1 | 14.6 | * 01-22-14 | AUBURN | w 82-74 | 7754 |
| Turnover margin | +0.5 | - | * 01-25-14 | at Ole Miss | L 63-82 | 8843 |
| Assist/turnover ratio | 0.9 | 0.9 | * 01-30-14 | FLORIDA | L 51-62 | 7989 |
| STEALS | 216 | 174 | * 02-01-14 | at Vanderbilt | L 49-55 | 9170 |
| Steals per game | 8.0 | 6.4 | * 02-05-14 | at Texas A&M | L 52-72 | 4626 |
| BLOCKS | 73 | 89 | * 02-08-14 | KENTUCKY | L 59-69 | 8417 |
| Blocks per game | 2.7 | 3.3 | * 02-12-14 | GEORGIA | L 55-75 | 7010 |
| ATTENDANCE | 111477 | 88194 | * 02-15-14 | at Auburn | L 82-92 | 6890 |
| Home games-Avg/Game | 16-6967 | 8-10126 | * 02-19-14 | at LSU | L 81-92 | 7689 |
| Neutral site-Avg/Game | - | 3-2394 | * 02-22-14 | ARKANSAS | L 69-73 | 6981 |

* - Conference game

| Score by Periods | 1st | 2nd | OT | Totals |
|-------------------|-----|------|----|--------|
| Mississippi State | 827 | 995 | 23 | 1845 |
| Opponents | 860 | 1034 | 13 | 1907 |

2013-14 Mississippi State Basketball
Mississippi State Combined Team Statistics (as of Feb 22, 2014)
Conference games

| RECORD: | OVERALL | HOME | AWAY | NEUTRAL |
|----------------|---------|------|------|---------|
| ALL GAMES | 3-11 | 3-4 | 0-7 | 0-0 |
| CONFERENCE | 3-11 | 3-4 | 0-7 | 0-0 |
| NON-CONFERENCE | 0-0 | 0-0 | 0-0 | 0-0 |

| # | Player | gp-gs | min | avg | Total | | 3-Point | | F-Throw | | Rebounds | | | | | | | | | | | |
|----------------|-------------------|-------|------|------|---------|------|---------|------|---------|-------|----------|-----|-----|------|-----|----|-----|-----|-----|-----|------|------|
| | | | | | fg-fga | fg% | 3fg-fga | 3fg% | ft-fa | ft% | off | def | tot | avg | pf | dq | a | to | blk | stl | pts | avg |
| 32 | Craig Sword | 14-13 | 383 | 27.4 | 58-141 | .411 | 5-22 | .227 | 57-82 | .695 | 16 | 36 | 52 | 3.7 | 43 | 4 | 40 | 43 | 10 | 29 | 178 | 12.7 |
| 25 | Roquez Johnson | 14-1 | 347 | 24.8 | 49-104 | .471 | 0-1 | .000 | 37-66 | .561 | 25 | 39 | 64 | 4.6 | 32 | 0 | 7 | 21 | 2 | 7 | 135 | 9.6 |
| 20 | Gavin Ware | 14-13 | 353 | 25.2 | 51-83 | .614 | 0-0 | .000 | 33-46 | .717 | 24 | 60 | 84 | 6.0 | 40 | 0 | 2 | 16 | 3 | 10 | 135 | 9.6 |
| 03 | Colin Borchert | 14-12 | 379 | 27.1 | 45-113 | .398 | 21-57 | .368 | 13-21 | .619 | 9 | 57 | 66 | 4.7 | 44 | 4 | 16 | 26 | 10 | 10 | 124 | 8.9 |
| 04 | Trivante Bloodman | 14-8 | 372 | 26.6 | 31-60 | .517 | 6-16 | .375 | 43-60 | .717 | 6 | 22 | 28 | 2.0 | 22 | 0 | 44 | 28 | 0 | 12 | 111 | 7.9 |
| 01 | Fred Thomas | 13-12 | 379 | 29.2 | 32-92 | .348 | 15-51 | .294 | 20-31 | .645 | 4 | 28 | 32 | 2.5 | 22 | 0 | 20 | 17 | 11 | 7 | 99 | 7.6 |
| 15 | I.J. Ready | 11-6 | 251 | 22.8 | 30-73 | .411 | 6-20 | .300 | 6-8 | .750 | 5 | 17 | 22 | 2.0 | 17 | 1 | 22 | 21 | 0 | 13 | 72 | 6.5 |
| 11 | Jacoby Davis | 14-0 | 186 | 13.3 | 11-39 | .282 | 8-26 | .308 | 2-2 | 1.000 | 5 | 18 | 23 | 1.6 | 17 | 0 | 13 | 12 | 0 | 1 | 32 | 2.3 |
| 24 | Tyson Cunningham | 13-0 | 95 | 7.3 | 6-18 | .333 | 4-12 | .333 | 8-9 | .889 | 0 | 6 | 6 | 0.5 | 11 | 0 | 7 | 7 | 0 | 2 | 24 | 1.8 |
| 13 | Tevin Moore | 10-0 | 46 | 4.6 | 3-12 | .250 | 2-8 | .250 | 2-5 | .400 | 0 | 5 | 5 | 0.5 | 2 | 0 | 0 | 3 | 0 | 0 | 10 | 1.0 |
| 12 | De'Runnya Wilson | 5-0 | 34 | 6.8 | 0-4 | .000 | 0-2 | .000 | 4-4 | 1.000 | 3 | 4 | 7 | 1.4 | 1 | 0 | 2 | 1 | 0 | 0 | 4 | 0.8 |
| Team | | | | | | | | | | | 23 | 32 | 55 | | | | | 1 | | | | |
| Total..... | | 14 | 2825 | | 316-739 | .428 | 67-215 | .312 | 225-334 | .674 | 120 | 324 | 444 | 31.7 | 251 | 9 | 173 | 196 | 36 | 91 | 924 | 66.0 |
| Opponents..... | | 14 | 2825 | | 378-800 | .473 | 89-288 | .309 | 210-296 | .709 | 140 | 367 | 507 | 36.2 | 277 | - | 202 | 173 | 56 | 102 | 1055 | 75.4 |

| TEAM STATISTICS | MS | OPP | Date | Opponent | Score | Att. |
|------------------------|---------|---------|---------------------|---------------|-----------|-------|
| SCORING | 924 | 1055 | * 01-08-14 | at Kentucky | L 63-85 | 23638 |
| Points per game | 66.0 | 75.4 | * 01-11-14 | OLE MISS | W 76-72 | 8841 |
| Scoring margin | -9.4 | - | * 01-15-14 | at Alabama | L 61-80 | 10112 |
| FIELD GOALS-ATT | 316-739 | 378-800 | * 01-18-14 | TEXAS A&M | Wot 81-72 | 7073 |
| Field goal pct | .428 | .473 | * 01-22-14 | AUBURN | W 82-74 | 7754 |
| 3 POINT FG-ATT | 67-215 | 89-288 | * 01-25-14 | at Ole Miss | L 63-82 | 8843 |
| 3-point FG pct | .312 | .309 | * 01-30-14 | FLORIDA | L 51-62 | 7989 |
| 3-pt FG made per game | 4.8 | 6.4 | * 02-01-14 | at Vanderbilt | L 49-55 | 9170 |
| FREE THROWS-ATT | 225-334 | 210-296 | * 02-05-14 | at Texas A&M | L 52-72 | 4626 |
| Free throw pct | .674 | .709 | * 02-08-14 | KENTUCKY | L 59-69 | 8417 |
| F-Throws made per game | 16.1 | 15.0 | * 02-12-14 | GEORGIA | L 55-75 | 7010 |
| REBOUNDS | 444 | 507 | * 02-15-14 | at Auburn | L 82-92 | 6890 |
| Rebounds per game | 31.7 | 36.2 | * 02-19-14 | at LSU | L 81-92 | 7689 |
| Rebounding margin | -4.5 | - | * 02-22-14 | ARKANSAS | L 69-73 | 6981 |
| ASSISTS | 173 | 202 | * - Conference game | | | |
| Assists per game | 12.4 | 14.4 | | | | |
| TURNOVERS | 196 | 173 | | | | |
| Turnovers per game | 14.0 | 12.4 | | | | |
| Turnover margin | -1.6 | - | | | | |
| Assist/turnover ratio | 0.9 | 1.2 | | | | |
| STEALS | 91 | 102 | | | | |
| Steals per game | 6.5 | 7.3 | | | | |
| BLOCKS | 36 | 56 | | | | |
| Blocks per game | 2.6 | 4.0 | | | | |
| ATTENDANCE | 54065 | 70968 | | | | |
| Home games-Avg/Game | 7-7724 | 7-10138 | | | | |
| Neutral site-Avg/Game | - | 0-0 | | | | |

| Score by Periods | 1st | 2nd | OT | Totals |
|-------------------|-----|-----|----|--------|
| Mississippi State | 411 | 499 | 14 | 924 |
| Opponents | 459 | 591 | 5 | 1055 |

2013-14 Mississippi State Basketball
Mississippi State Team Game-by-Game Comparison (as of Feb 22, 2014)
All games

| Opponent | 1st | 2nd | Score | Mar | Total FG | FG Pct | 3-Pointers | 3FG Pct | Free Throws | FT Pct | Rebounds | Assist | T/Over | Block | Steal | Fouls |
|--------------------|-------|-------|-------|------|-------------|-----------|------------|-----------|-------------|-----------|------------|--------|--------|-------|-------|-------|
| PRAIRIE VIEW | 38/28 | 33/28 | 71-56 | +15 | 27-64/19-50 | .422/.380 | 4-12/3-22 | .333/.136 | 13-21/15-21 | .619/.714 | 51/27 +24 | 13/6 | 21/19 | 2/4 | 8/10 | 19/22 |
| KENNESAW STATE | 35/31 | 43/24 | 78-55 | +23 | 28-60/20-44 | .467/.455 | 8-23/6-17 | .348/.353 | 14-25/9-17 | .560/.529 | 33/33 - | 16/14 | 12/26 | 4/3 | 15/4 | 19/23 |
| MISS. VALLEY STATE | 44/29 | 50/43 | 94-72 | +22 | 35-67/28-59 | .522/.475 | 5-14/4-12 | .357/.333 | 19-27/12-14 | .704/.857 | 41/27 +14 | 17/12 | 11/18 | 3/1 | 10/7 | 17/21 |
| Utah State | 28/41 | 40/46 | 68-87 | (19) | 26-57/28-54 | .456/.519 | 5-16/11-23 | .313/.478 | 11-17/20-27 | .647/.741 | 23/41 (18) | 18/19 | 14/16 | 3/2 | 8/3 | 26/17 |
| JACKSON STATE | 23/28 | 35/28 | 58-56 | +2 | 20-46/20-54 | .435/.370 | 4-13/1-10 | .308/.100 | 14-19/15-19 | .737/.789 | 33/32 +1 | 6/5 | 19/15 | 6/0 | 6/8 | 16/16 |
| LOYOLA CHICAGO | 29/29 | 27/27 | 65-64 | +1 | 22-47/23-54 | .468/.426 | 4-16/6-19 | .250/.316 | 17-28/12-14 | .607/.857 | 27/35 (8) | 10/12 | 9/14 | 1/1 | 7/2 | 19/24 |
| TCU | 22/34 | 39/37 | 61-71 | (10) | 24-56/20-44 | .429/.455 | 3-18/6-14 | .167/.429 | 10-20/25-31 | .500/.806 | 32/34 (2) | 9/7 | 15/17 | 3/4 | 10/6 | 22/18 |
| SE Louisiana | 32/33 | 36/29 | 68-62 | +6 | 25-46/25-63 | .543/.397 | 3-8/6-24 | .375/.250 | 15-28/6-8 | .536/.750 | 34/31 +3 | 12/12 | 14/12 | 4/1 | 8/6 | 15/24 |
| FLORIDA A&M | 42/27 | 36/38 | 78-65 | +13 | 20-51/25-73 | .392/.342 | 5-18/8-21 | .278/.381 | 33-45/7-12 | .733/.583 | 40/48 (8) | 13/12 | 12/15 | 5/4 | 12/8 | 12/29 |
| FLORIDA GULF COAST | 32/24 | 34/29 | 66-53 | +13 | 23-50/21-46 | .460/.457 | 5-14/3-18 | .357/.167 | 15-26/8-15 | .577/.533 | 33/30 +3 | 8/6 | 17/21 | 0/3 | 15/6 | 18/21 |
| USF | 38/35 | 33/31 | 71-66 | +5 | 25-55/24-52 | .455/.462 | 5-14/6-15 | .357/.400 | 16-25/12-15 | .640/.800 | 32/31 +1 | 12/11 | 13/18 | 1/4 | 10/3 | 17/19 |
| UNLV | 24/42 | 42/40 | 66-82 | (16) | 28-59/26-59 | .475/.441 | 1-11/11-26 | .091/.423 | 9-12/19-24 | .750/.792 | 30/39 (9) | 9/16 | 14/19 | 2/5 | 9/3 | 22/17 |
| MD EASTERN SHORE | 29/20 | 48/43 | 77-63 | +14 | 29-62/26-63 | .468/.413 | 6-15/8-29 | .400/.276 | 13-18/3-4 | .722/.750 | 43/29 +14 | 18/15 | 13/11 | 3/1 | 7/6 | 7/13 |
| Kentucky | 40/37 | 23/48 | 63-85 | (22) | 23-57/30-61 | .404/.492 | 3-11/4-20 | .273/.200 | 14-18/21-33 | .778/.636 | 28/44 (16) | 12/18 | 15/12 | 0/7 | 8/5 | 22/19 |
| OLE MISS | 43/36 | 33/36 | 76-72 | +4 | 22-58/26-69 | .379/.377 | 4-21/10-29 | .190/.345 | 28-42/10-12 | .667/.833 | 37/47 (10) | 17/11 | 9/16 | 6/4 | 11/6 | 13/24 |
| Alabama | 26/38 | 35/42 | 61-80 | (19) | 22-50/30-57 | .440/.526 | 3-10/10-25 | .300/.400 | 14-18/10-16 | .778/.625 | 28/33 (5) | 11/17 | 14/11 | 2/6 | 3/7 | 17/18 |
| TEXAS A&M | 27/26 | 40/41 | 81-72 | +9 | 29-55/25-56 | .527/.446 | 3-10/8-20 | .300/.400 | 20-32/14-21 | .625/.667 | 38/33 +5 | 16/13 | 14/15 | 4/0 | 11/5 | 16/27 |
| AUBURN | 34/25 | 48/49 | 82-74 | +8 | 22-44/28-58 | .500/.483 | 7-18/6-21 | .389/.286 | 31-43/12-13 | .721/.923 | 27/32 (5) | 16/11 | 9/13 | 6/3 | 3/6 | 15/30 |
| Ole Miss | 27/38 | 36/44 | 63-82 | (19) | 24-59/29-63 | .407/.460 | 9-20/7-21 | .450/.333 | 6-14/17-20 | .429/.850 | 32/43 (11) | 18/12 | 11/9 | 2/8 | 6/6 | 16/15 |
| FLORIDA | 26/27 | 25/35 | 51-62 | (11) | 23-54/24-52 | .426/.462 | 4-14/6-20 | .286/.300 | 1-6/8-19 | .167/.421 | 30/38 (8) | 7/14 | 12/9 | 0/4 | 4/7 | 16/12 |
| Vanderbilt | 21/25 | 28/30 | 49-55 | (6) | 19-47/21-47 | .404/.447 | 7-20/6-25 | .350/.240 | 4-6/7-12 | .667/.583 | 29/28 +1 | 12/13 | 18/14 | 2/4 | 6/9 | 13/8 |
| Texas A&M | 26/26 | 26/46 | 52-72 | (20) | 18-48/29-57 | .375/.509 | 8-19/6-18 | .421/.333 | 8-11/8-17 | .727/.471 | 33/32 +1 | 12/22 | 17/6 | 4/2 | 4/7 | 16/14 |
| KENTUCKY | 23/32 | 36/37 | 59-69 | (10) | 18-47/27-60 | .383/.450 | 1-8/3-18 | .125/.167 | 22-28/12-18 | .786/.667 | 33/38 (5) | 7/12 | 13/9 | 1/5 | 3/7 | 18/21 |
| GEORGIA | 27/28 | 28/47 | 55-75 | (20) | 20-59/25-46 | .339/.543 | 3-25/3-12 | .120/.250 | 12-23/22-28 | .522/.786 | 30/38 (8) | 8/11 | 11/14 | 3/4 | 7/5 | 20/16 |
| Auburn | 25/40 | 57/52 | 82-92 | (10) | 24-50/26-51 | .480/.510 | 5-17/3-13 | .294/.231 | 29-36/37-41 | .806/.902 | 26/31 (5) | 19/13 | 21/18 | 1/1 | 11/12 | 31/28 |
| LSU | 31/42 | 50/50 | 81-92 | (11) | 26-52/30-59 | .500/.508 | 3-8/9-21 | .375/.429 | 26-36/23-29 | .722/.793 | 30/34 (4) | 8/17 | 16/16 | 2/4 | 9/8 | 22/25 |
| ARKANSAS | 35/39 | 34/34 | 69-73 | (4) | 26-59/28-64 | .441/.438 | 7-14/8-25 | .500/.320 | 10-21/9-17 | .476/.529 | 43/36 +7 | 10/18 | 16/11 | 3/4 | 5/12 | 16/20 |

Note: Game totals are displayed in the format TEAM/OPPONENT for each category

2013-14 Mississippi State Basketball
Mississippi State Game-by-Game Highs (as of Feb 22, 2014)
All games

| Opponent | Date | Score | Points | Rebounds | Assists | Steals | Blocked shots |
|-------------------------------------|----------|-------|---|--------------------------------|------------------------------------|---|--|
| PRAIRIE VIEW | 11-08-13 | 71-56 | 15-Gavin Ware | 15-Gavin Ware | 4-Dre Applewhite | 3-Tyson Cunningham I.J. Ready | 1-Colin Borchert Dre Applewhite |
| KENNESAW STATE | 11-14-13 | 78-55 | 17-Fred Thomas | 10-Gavin Ware | 6-I.J. Ready | 3-Fred Thomas Gavin Ware I.J. Ready | 2-Colin Borchert |
| MISS. VALLEY STATE at Utah State | 11-19-13 | 94-72 | 23-Gavin Ware | 11-Gavin Ware | 5-Trivante Bloodman | 4-Trivante Bloodman | 2-Colin Borchert |
| | 11-23-13 | 68-87 | 19-Gavin Ware | 10-Gavin Ware | 6-Trivante Bloodman | 2-Gavin Ware Roquez Johnson Craig Sword | 2-Fred Thomas |
| JACKSON STATE | 11-27-13 | 58-56 | 12-Craig Sword | 7-Gavin Ware | 2-Craig Sword Trivante Bloodman | 2-Dre Applewhite Trivante Bloodman | 2-Colin Borchert Craig Sword Gavin Ware |
| LOYOLA CHICAGO TCU | 12-01-13 | 65-64 | 24-Craig Sword | 11-Roquez Johnson | 3-Colin Borchert | 2-Craig Sword | 1-Fred Thomas |
| | 12-05-13 | 61-71 | 24-Craig Sword | 6-Roquez Johnson Gavin Ware | 3-Craig Sword | 5-Craig Sword | 2-Fred Thomas |
| vs SE Louisiana | 12-13-13 | 68-62 | 22-Craig Sword | 7-Colin Borchert | 4-I.J. Ready | 3-Craig Sword | 2-Colin Borchert |
| FLORIDA A&M | 12-17-13 | 78-65 | 16-Craig Sword | 11-Dre Applewhite | 4-I.J. Ready | 3-Dre Applewhite | 3-Colin Borchert |
| FLORIDA GULF COAST | 12-19-13 | 66-53 | 17-Craig Sword | 8-Roquez Johnson | 2-Dre Applewhite I.J. Ready | 5-I.J. Ready | None |
| vs USF | 12-22-13 | 71-66 | 14-Fred Thomas | 15-Gavin Ware | 7-I.J. Ready | 3-Craig Sword | 1-Colin Borchert |
| vs UNLV | 12-23-13 | 66-82 | 18-Craig Sword | 6-Colin Borchert | 3-Craig Sword | 2-Fred Thomas Colin Borchert | 2-Colin Borchert |
| MD EASTERN SHORE | 01-02-14 | 77-63 | 22-Colin Borchert | 16-Gavin Ware | 6-I.J. Ready | 2-Craig Sword Colin Borchert | 2-Fred Thomas |
| at Kentucky | 01-08-14 | 63-85 | 19-Craig Sword | 10-Gavin Ware | 3-Jacoby Davis | 3-Craig Sword | None |
| OLE MISS | 01-11-14 | 76-72 | 20-Roquez Johnson | 9-Gavin Ware | 4-Craig Sword I.J. Ready | 7-Craig Sword | 3-Colin Borchert |
| at Alabama | 01-15-14 | 61-80 | 18-Gavin Ware | 6-Gavin Ware Colin Borchert | 5-Trivante Bloodman | 1-Roquez Johnson Craig Sword Fred Thomas | 1-Craig Sword Fred Thomas |
| TEXAS A&M | 01-18-14 | 81-72 | 23-Craig Sword | 10-Gavin Ware | 5-Craig Sword | 3-Fred Thomas Trivante Bloodman | 2-Craig Sword Colin Borchert |
| AUBURN | 01-22-14 | 82-74 | 18-Roquez Johnson | 6-Craig Sword | 8-Craig Sword | 1-Craig Sword Fred Thomas Trivante Bloodman | 3-Fred Thomas |
| at Ole Miss | 01-25-14 | 63-82 | 13-Roquez Johnson I.J. Ready | 8-Roquez Johnson | 4-Trivante Bloodman | 3-Colin Borchert | 1-Fred Thomas Colin Borchert |
| FLORIDA | 01-30-14 | 51-62 | 15-Colin Borchert | 8-Roquez Johnson | 2-I.J. Ready Fred Thomas | 3-Craig Sword | None |
| at Vanderbilt | 02-01-14 | 49-55 | 16-Fred Thomas | 8-Gavin Ware | 5-I.J. Ready | 2-Craig Sword | 1-Fred Thomas Craig Sword |
| at Texas A&M | 02-05-14 | 52-72 | 10-Fred Thomas Craig Sword | 7-Gavin Ware Colin Borchert | 4-Craig Sword | 1-I.J. Ready Colin Borchert Gavin Ware Craig Sword | 2-Fred Thomas |
| KENTUCKY | 02-08-14 | 59-69 | 12-Trivante Bloodman Craig Sword Gavin Ware | 7-Jacoby Davis | 3-Trivante Bloodman | 2-Gavin Ware | 1-Fred Thomas |
| GEORGIA | 02-12-14 | 55-75 | 10-Craig Sword | 6-Fred Thomas | 3-Tyson Cunningham | 2-Colin Borchert Craig Sword | 1-Craig Sword Fred Thomas Roquez Johnson |
| at Auburn | 02-15-14 | 82-92 | 18-Trivante Bloodman | 6-Trivante Bloodman | 9-Trivante Bloodman | 3-I.J. Ready | 1-Colin Borchert |
| at LSU | 02-19-14 | 81-92 | 33-Craig Sword | 11-Gavin Ware | 3-Craig Sword | 3-Craig Sword | 1-Gavin Ware |

2013-14 Mississippi State Basketball
Mississippi State Game-by-Game Highs (as of Feb 22, 2014)
All games

| Opponent | Date | Score | Points | Rebounds | Assists | Steals | Blocked shots |
|----------|----------|-------|-------------------|------------------|---|--------------|---|
| ARKANSAS | 02-22-14 | 69-73 | 21-Colin Borchert | 9-Roquez Johnson | 2-Craig Sword Jacoboy Davis Colin Borchert Trivante Bloodman I.J. Ready | 3-I.J. Ready | Craig Sword 1-Colin Borchert Roquez Johnson Gavin Ware |

2013-14 Mississippi State Basketball
Mississippi State Category Leaders (as of Feb 22, 2014)
All games

| Points | G | Pts | Pts/G |
|-------------------|----|-----|-------|
| Craig Sword | 27 | 364 | 13.5 |
| Gavin Ware | 27 | 281 | 10.4 |
| Colin Borchert | 27 | 255 | 9.4 |
| Roquez Johnson | 27 | 252 | 9.3 |
| Fred Thomas | 25 | 198 | 7.9 |
| Trivante Bloodman | 27 | 179 | 6.6 |
| I.J. Ready | 20 | 132 | 6.6 |
| Dre Applewhite | 12 | 66 | 5.5 |
| Jacoby Davis | 23 | 52 | 2.3 |
| Tyson Cunningham | 26 | 47 | 1.8 |
| Tevin Moore | 13 | 15 | 1.2 |
| De'Runnya Wilson | 5 | 4 | 0.8 |

| FG Percentage | FG | Att | Pct |
|-------------------|-----|-----|------|
| Gavin Ware | 112 | 186 | .602 |
| Trivante Bloodman | 53 | 102 | .520 |
| Craig Sword | 130 | 267 | .487 |
| Roquez Johnson | 89 | 194 | .459 |
| Dre Applewhite | 17 | 41 | .415 |
| Colin Borchert | 91 | 224 | .406 |
| I.J. Ready | 52 | 128 | .406 |
| Tyson Cunningham | 15 | 41 | .366 |
| Fred Thomas | 67 | 199 | .337 |
| Tevin Moore | 5 | 15 | .333 |
| Jacoby Davis | 17 | 58 | .293 |
| De'Runnya Wilson | 0 | 4 | .000 |

| 3-Point Percentage | 3FG | Att | Pct |
|--------------------|-----|-----|------|
| I.J. Ready | 16 | 40 | .400 |
| Dre Applewhite | 3 | 9 | .333 |
| Trivante Bloodman | 7 | 21 | .333 |
| Jacoby Davis | 14 | 43 | .326 |
| Colin Borchert | 37 | 114 | .325 |
| Fred Thomas | 31 | 106 | .292 |
| Tyson Cunningham | 7 | 24 | .292 |
| Tevin Moore | 2 | 8 | .250 |
| Craig Sword | 8 | 34 | .235 |
| Roquez Johnson | 0 | 6 | .000 |
| De'Runnya Wilson | 0 | 2 | .000 |

| Free Throw Percent | FG | Att | Pct |
|--------------------|----|-----|-------|
| De'Runnya Wilson | 4 | 4 | 1.000 |
| Tyson Cunningham | 10 | 11 | .909 |
| I.J. Ready | 12 | 14 | .857 |
| Jacoby Davis | 4 | 5 | .800 |
| Colin Borchert | 36 | 47 | .766 |
| Trivante Bloodman | 66 | 92 | .717 |
| Dre Applewhite | 29 | 43 | .674 |
| Gavin Ware | 57 | 89 | .640 |
| Craig Sword | 96 | 152 | .632 |
| Fred Thomas | 33 | 54 | .611 |
| Roquez Johnson | 74 | 126 | .587 |
| Tevin Moore | 3 | 8 | .375 |

| Scoring Average | G | Pts | Avg/G |
|-------------------|----|-----|-------|
| Craig Sword | 27 | 364 | 13.5 |
| Gavin Ware | 27 | 281 | 10.4 |
| Colin Borchert | 27 | 255 | 9.4 |
| Roquez Johnson | 27 | 252 | 9.3 |
| Fred Thomas | 25 | 198 | 7.9 |
| Trivante Bloodman | 27 | 179 | 6.6 |
| I.J. Ready | 20 | 132 | 6.6 |
| Dre Applewhite | 12 | 66 | 5.5 |
| Jacoby Davis | 23 | 52 | 2.3 |
| Tyson Cunningham | 26 | 47 | 1.8 |
| Tevin Moore | 13 | 15 | 1.2 |
| De'Runnya Wilson | 5 | 4 | 0.8 |

| Field Goal Attempts | G | Att | Att/G |
|---------------------|----|-----|-------|
| Craig Sword | 27 | 267 | 9.9 |
| Colin Borchert | 27 | 224 | 8.3 |
| Fred Thomas | 25 | 199 | 8.0 |
| Roquez Johnson | 27 | 194 | 7.2 |
| Gavin Ware | 27 | 186 | 6.9 |

| Field Goals Made | G | Made | Made/G |
|------------------|----|------|--------|
| Craig Sword | 27 | 130 | 4.8 |
| Gavin Ware | 27 | 112 | 4.1 |
| Colin Borchert | 27 | 91 | 3.4 |
| Roquez Johnson | 27 | 89 | 3.3 |
| Fred Thomas | 25 | 67 | 2.7 |

| 3-Point FG Attempts | G | Att | Att/G |
|---------------------|----|-----|-------|
| Colin Borchert | 27 | 114 | 4.2 |
| Fred Thomas | 25 | 106 | 4.2 |
| Jacoby Davis | 23 | 43 | 1.9 |
| I.J. Ready | 20 | 40 | 2.0 |
| Craig Sword | 27 | 34 | 1.3 |

| 3-Point FG Made | G | Made | Made/G |
|-----------------|----|------|--------|
| Colin Borchert | 27 | 37 | 1.4 |
| Fred Thomas | 25 | 31 | 1.2 |
| I.J. Ready | 20 | 16 | 0.8 |
| Jacoby Davis | 23 | 14 | 0.6 |
| Craig Sword | 27 | 8 | 0.3 |

| Free Throw Attempts | G | Att | Att/G |
|---------------------|----|-----|-------|
| Craig Sword | 27 | 152 | 5.6 |
| Roquez Johnson | 27 | 126 | 4.7 |
| Trivante Bloodman | 27 | 92 | 3.4 |
| Gavin Ware | 27 | 89 | 3.3 |
| Fred Thomas | 25 | 54 | 2.2 |

| Free Throws Made | G | Made | Made/G |
|-------------------|----|------|--------|
| Craig Sword | 27 | 96 | 3.6 |
| Roquez Johnson | 27 | 74 | 2.7 |
| Trivante Bloodman | 27 | 66 | 2.4 |
| Gavin Ware | 27 | 57 | 2.1 |
| Colin Borchert | 27 | 36 | 1.3 |

2013-14 Mississippi State Basketball
Mississippi State Category Leaders (as of Feb 22, 2014)
All games

| <u>Rebounds</u> | <u>G</u> | <u>Reb</u> | <u>Reb/G</u> |
|-----------------|----------|------------|--------------|
| Gavin Ware | 27 | 200 | 7.4 |
| Roquez Johnson | 27 | 127 | 4.7 |
| Colin Borchert | 27 | 120 | 4.4 |
| Craig Sword | 27 | 96 | 3.6 |
| Fred Thomas | 25 | 74 | 3.0 |

| <u>Rebound Average</u> | <u>G</u> | <u>Reb</u> | <u>Avg/G</u> |
|------------------------|----------|------------|--------------|
| Gavin Ware | 27 | 200 | 7.4 |
| Roquez Johnson | 27 | 127 | 4.7 |
| Colin Borchert | 27 | 120 | 4.4 |
| Dre Applewhite | 12 | 47 | 3.9 |
| Craig Sword | 27 | 96 | 3.6 |

| <u>Offensive Rebounds</u> | <u>G</u> | <u>No.</u> | <u>Avg/G</u> |
|---------------------------|----------|------------|--------------|
| Gavin Ware | 27 | 58 | 2.1 |
| Roquez Johnson | 27 | 55 | 2.0 |
| Craig Sword | 27 | 28 | 1.0 |
| Colin Borchert | 27 | 21 | 0.8 |
| Dre Applewhite | 12 | 20 | 1.7 |

| <u>Defensive Rebounds</u> | <u>G</u> | <u>No.</u> | <u>Avg/G</u> |
|---------------------------|----------|------------|--------------|
| Gavin Ware | 27 | 142 | 5.3 |
| Colin Borchert | 27 | 99 | 3.7 |
| Roquez Johnson | 27 | 72 | 2.7 |
| Craig Sword | 27 | 68 | 2.5 |
| Fred Thomas | 25 | 66 | 2.6 |

| <u>Fouls</u> | <u>G</u> | <u>No.</u> | <u>Per/G</u> |
|-------------------|----------|------------|--------------|
| Colin Borchert | 27 | 80 | 3.0 |
| Craig Sword | 27 | 79 | 2.9 |
| Gavin Ware | 27 | 69 | 2.6 |
| Roquez Johnson | 27 | 61 | 2.3 |
| Trivante Bloodman | 27 | 45 | 1.7 |

| <u>Foulouts</u> | <u>G</u> | <u>No.</u> |
|-----------------|----------|------------|
| Colin Borchert | 27 | 5 |
| Craig Sword | 27 | 4 |
| Roquez Johnson | 27 | 2 |
| I.J. Ready | 20 | 1 |
| Gavin Ware | 27 | 1 |
| Dre Applewhite | 12 | 1 |

| <u>Assists</u> | <u>G</u> | <u>No.</u> | <u>Ast/G</u> |
|-------------------|----------|------------|--------------|
| Craig Sword | 27 | 71 | 2.6 |
| Trivante Bloodman | 27 | 68 | 2.5 |
| I.J. Ready | 20 | 54 | 2.7 |
| Colin Borchert | 27 | 36 | 1.3 |
| Fred Thomas | 25 | 36 | 1.4 |

| <u>Steals</u> | <u>G</u> | <u>No.</u> | <u>Stl/G</u> |
|-------------------|----------|------------|--------------|
| Craig Sword | 27 | 53 | 2.0 |
| Trivante Bloodman | 27 | 28 | 1.0 |
| I.J. Ready | 20 | 26 | 1.3 |
| Colin Borchert | 27 | 24 | 0.9 |
| Fred Thomas | 25 | 23 | 0.9 |
| Gavin Ware | 27 | 23 | 0.9 |

| <u>Blocked Shots</u> | <u>G</u> | <u>No.</u> | <u>Blk/G</u> |
|----------------------|----------|------------|--------------|
| Colin Borchert | 27 | 27 | 1.0 |
| Fred Thomas | 25 | 21 | 0.8 |
| Craig Sword | 27 | 13 | 0.5 |
| Gavin Ware | 27 | 9 | 0.3 |
| Roquez Johnson | 27 | 2 | 0.1 |

| <u>Minutes</u> | <u>G</u> | <u>No.</u> | <u>Min/G</u> |
|-------------------|----------|------------|--------------|
| Craig Sword | 27 | 753 | 27.9 |
| Fred Thomas | 25 | 736 | 29.4 |
| Colin Borchert | 27 | 733 | 27.1 |
| Gavin Ware | 27 | 688 | 25.5 |
| Trivante Bloodman | 27 | 656 | 24.3 |

| <u>Turnovers</u> | <u>G</u> | <u>No.</u> | <u>TO/G</u> |
|-------------------|----------|------------|-------------|
| Craig Sword | 27 | 80 | 3.0 |
| Colin Borchert | 27 | 54 | 2.0 |
| Trivante Bloodman | 27 | 41 | 1.5 |
| Roquez Johnson | 27 | 41 | 1.5 |
| Gavin Ware | 27 | 37 | 1.4 |

2013-14 Mississippi State Basketball
Mississippi State Team High/Low Analysis (as of Feb 22, 2014)
All games

Mississippi State - TEAM GAME HIGHS

| | | |
|-----------------------|--------------|-------------------------------|
| POINTS | 94 | MISS. VALLEY STATE (11-19-13) |
| | 82 | at Auburn (02-15-14) |
| | 82 | AUBURN (01-22-14) |
| | 81 | at LSU (02-19-14) |
| | 81 | TEXAS A&M (01-18-14) |
| FIELD GOALS MADE | 35 | MISS. VALLEY STATE (11-19-13) |
| | 29 | TEXAS A&M (01-18-14) |
| | 29 | MD EASTERN SHORE (01-02-14) |
| FIELD GOAL ATTEMPTS | 67 | MISS. VALLEY STATE (11-19-13) |
| | 64 | PRAIRIE VIEW (11-08-13) |
| FIELD GOAL PERCENTAGE | .543 (25-46) | vs SE Louisiana (12-13-13) |
| | .527 (29-55) | TEXAS A&M (01-18-14) |
| 3 PT FIELD GOALS MADE | 9 | at Ole Miss (01-25-14) |
| | 8 | at Texas A&M (02-05-14) |
| | 8 | KENNESAW STATE (11-14-13) |
| 3 PT FG ATTEMPTS | 25 | GEORGIA (02-12-14) |
| | 23 | KENNESAW STATE (11-14-13) |
| 3 PT FG PERCENTAGE | .500 (7-14) | ARKANSAS (02-22-14) |
| | .450 (9-20) | at Ole Miss (01-25-14) |
| FREE THROWS MADE | 33 | FLORIDA A&M (12-17-13) |
| | 31 | AUBURN (01-22-14) |
| FREE THROW ATTEMPTS | 45 | FLORIDA A&M (12-17-13) |
| | 43 | AUBURN (01-22-14) |
| FREE THROW PERCENTAGE | .806 (29-36) | at Auburn (02-15-14) |
| | .786 (22-28) | KENTUCKY (02-08-14) |
| REBOUNDS | 51 | PRAIRIE VIEW (11-08-13) |
| | 43 | ARKANSAS (02-22-14) |
| | 43 | MD EASTERN SHORE (01-02-14) |
| ASSISTS | 19 | at Auburn (02-15-14) |
| | 18 | at Ole Miss (01-25-14) |
| | 18 | MD EASTERN SHORE (01-02-14) |
| | 18 | at Utah State (11-23-13) |
| STEALS | 15 | FLORIDA GULF COAST (12-19-13) |
| | 15 | KENNESAW STATE (11-14-13) |
| BLOCKED SHOTS | 6 | AUBURN (01-22-14) |
| | 6 | OLE MISS (01-11-14) |
| | 6 | JACKSON STATE (11-27-13) |
| TURNOVERS | 21 | at Auburn (02-15-14) |
| | 21 | PRAIRIE VIEW (11-08-13) |
| FOULS | 31 | at Auburn (02-15-14) |
| | 26 | at Utah State (11-23-13) |

2013-14 Mississippi State Basketball
Mississippi State High/Low Analysis (as of Feb 22, 2014)
All games

Opponent - GAME HIGHS

| | | |
|-----------------------|--------------|-------------------------------|
| POINTS | 92 | at LSU (02-19-14) |
| | 92 | at Auburn (02-15-14) |
| | 87 | at Utah State (11-23-13) |
| | 85 | at Kentucky (01-08-14) |
| | 82 | at Ole Miss (01-25-14) |
| | 82 | vs UNLV (12-23-13) |
| FIELD GOALS MADE | 30 | at LSU (02-19-14) |
| | 30 | at Alabama (01-15-14) |
| | 30 | at Kentucky (01-08-14) |
| FIELD GOAL ATTEMPTS | 73 | FLORIDA A&M (12-17-13) |
| | 69 | OLE MISS (01-11-14) |
| FIELD GOAL PERCENTAGE | .543 (25-46) | GEORGIA (02-12-14) |
| | .526 (30-57) | at Alabama (01-15-14) |
| 3 PT FIELD GOALS MADE | 11 | vs UNLV (12-23-13) |
| | 11 | at Utah State (11-23-13) |
| 3 PT FG ATTEMPTS | 29 | OLE MISS (01-11-14) |
| | 29 | MD EASTERN SHORE (01-02-14) |
| 3 PT FG PERCENTAGE | .478 (11-23) | at Utah State (11-23-13) |
| | .429 (9-21) | at LSU (02-19-14) |
| | .429 (6-14) | TCU (12-05-13) |
| FREE THROWS MADE | 37 | at Auburn (02-15-14) |
| | 25 | TCU (12-05-13) |
| FREE THROW ATTEMPTS | 41 | at Auburn (02-15-14) |
| | 33 | at Kentucky (01-08-14) |
| FREE THROW PERCENTAGE | .923 (12-13) | AUBURN (01-22-14) |
| | .902 (37-41) | at Auburn (02-15-14) |
| REBOUNDS | 48 | FLORIDA A&M (12-17-13) |
| | 47 | OLE MISS (01-11-14) |
| ASSISTS | 22 | at Texas A&M (02-05-14) |
| | 19 | at Utah State (11-23-13) |
| STEALS | 12 | ARKANSAS (02-22-14) |
| | 12 | at Auburn (02-15-14) |
| BLOCKED SHOTS | 8 | at Ole Miss (01-25-14) |
| | 7 | at Kentucky (01-08-14) |
| TURNOVERS | 26 | KENNESAW STATE (11-14-13) |
| | 21 | FLORIDA GULF COAST (12-19-13) |
| FOULS | 30 | AUBURN (01-22-14) |
| | 29 | FLORIDA A&M (12-17-13) |

2013-14 Mississippi State Basketball
Mississippi State High/Low Analysis (as of Feb 22, 2014)
All games

Mississippi State - GAME LOWS

| | | |
|-----------------------|--------------|-------------------------------|
| POINTS | 49 | at Vanderbilt (02-01-14) |
| | 51 | FLORIDA (01-30-14) |
| | 52 | at Texas A&M (02-05-14) |
| | 55 | GEORGIA (02-12-14) |
| | 58 | JACKSON STATE (11-27-13) |
| FIELD GOALS MADE | 18 | at Texas A&M (02-05-14) |
| | 18 | KENTUCKY (02-08-14) |
| FIELD GOAL ATTEMPTS | 44 | AUBURN (01-22-14) |
| | 46 | JACKSON STATE (11-27-13) |
| | 46 | vs SE Louisiana (12-13-13) |
| FIELD GOAL PERCENTAGE | .339 (20-59) | GEORGIA (02-12-14) |
| | .375 (18-48) | at Texas A&M (02-05-14) |
| 3 PT FIELD GOALS MADE | 1 | vs UNLV (12-23-13) |
| | 1 | KENTUCKY (02-08-14) |
| 3 PT FG ATTEMPTS | 8 | vs SE Louisiana (12-13-13) |
| | 8 | KENTUCKY (02-08-14) |
| | 8 | at LSU (02-19-14) |
| 3 PT FG PERCENTAGE | .091 (1-11) | vs UNLV (12-23-13) |
| | .120 (3-25) | GEORGIA (02-12-14) |
| FREE THROWS MADE | 1 | FLORIDA (01-30-14) |
| | 4 | at Vanderbilt (02-01-14) |
| FREE THROW ATTEMPTS | 6 | FLORIDA (01-30-14) |
| | 6 | at Vanderbilt (02-01-14) |
| FREE THROW PERCENTAGE | .167 (1-6) | FLORIDA (01-30-14) |
| | .429 (6-14) | at Ole Miss (01-25-14) |
| REBOUNDS | 23 | at Utah State (11-23-13) |
| | 26 | at Auburn (02-15-14) |
| ASSISTS | 6 | JACKSON STATE (11-27-13) |
| | 7 | FLORIDA (01-30-14) |
| | 7 | KENTUCKY (02-08-14) |
| STEALS | 3 | at Alabama (01-15-14) |
| | 3 | AUBURN (01-22-14) |
| | 3 | KENTUCKY (02-08-14) |
| BLOCKED SHOTS | 0 | FLORIDA GULF COAST (12-19-13) |
| | 0 | at Kentucky (01-08-14) |
| | 0 | FLORIDA (01-30-14) |
| TURNOVERS | 9 | LOYOLA CHICAGO (12-01-13) |
| | 9 | OLE MISS (01-11-14) |
| | 9 | AUBURN (01-22-14) |
| FOULS | 7 | MD EASTERN SHORE (01-02-14) |
| | 12 | FLORIDA A&M (12-17-13) |

2013-14 Mississippi State Basketball
Mississippi State High/Low Analysis (as of Feb 22, 2014)
All games

Opponent - GAME LOWS

| | | |
|-----------------------|--------------|-------------------------------|
| POINTS | 53 | FLORIDA GULF COAST (12-19-13) |
| | 55 | KENNESAW STATE (11-14-13) |
| | 55 | at Vanderbilt (02-01-14) |
| | 56 | PRAIRIE VIEW (11-08-13) |
| | 56 | JACKSON STATE (11-27-13) |
| FIELD GOALS MADE | 19 | PRAIRIE VIEW (11-08-13) |
| | 20 | KENNESAW STATE (11-14-13) |
| | 20 | JACKSON STATE (11-27-13) |
| | 20 | TCU (12-05-13) |
| FIELD GOAL ATTEMPTS | 44 | KENNESAW STATE (11-14-13) |
| | 44 | TCU (12-05-13) |
| FIELD GOAL PERCENTAGE | .342 (25-73) | FLORIDA A&M (12-17-13) |
| | .370 (20-54) | JACKSON STATE (11-27-13) |
| 3 PT FIELD GOALS MADE | 1 | JACKSON STATE (11-27-13) |
| | 3 | PRAIRIE VIEW (11-08-13) |
| | 3 | FLORIDA GULF COAST (12-19-13) |
| | 3 | KENTUCKY (02-08-14) |
| | 3 | GEORGIA (02-12-14) |
| | 3 | at Auburn (02-15-14) |
| 3 PT FG ATTEMPTS | 10 | JACKSON STATE (11-27-13) |
| | 12 | MISS. VALLEY STATE (11-19-13) |
| | 12 | GEORGIA (02-12-14) |
| 3 PT FG PERCENTAGE | .100 (1-10) | JACKSON STATE (11-27-13) |
| | .136 (3-22) | PRAIRIE VIEW (11-08-13) |
| FREE THROWS MADE | 3 | MD EASTERN SHORE (01-02-14) |
| | 6 | vs SE Louisiana (12-13-13) |
| FREE THROW ATTEMPTS | 4 | MD EASTERN SHORE (01-02-14) |
| | 8 | vs SE Louisiana (12-13-13) |
| FREE THROW PERCENTAGE | .421 (8-19) | FLORIDA (01-30-14) |
| | .471 (8-17) | at Texas A&M (02-05-14) |
| REBOUNDS | 27 | PRAIRIE VIEW (11-08-13) |
| | 27 | MISS. VALLEY STATE (11-19-13) |
| ASSISTS | 5 | JACKSON STATE (11-27-13) |
| | 6 | PRAIRIE VIEW (11-08-13) |
| | 6 | FLORIDA GULF COAST (12-19-13) |
| STEALS | 2 | LOYOLA CHICAGO (12-01-13) |
| | 3 | at Utah State (11-23-13) |
| | 3 | vs USF (12-22-13) |
| | 3 | vs UNLV (12-23-13) |
| BLOCKED SHOTS | 0 | JACKSON STATE (11-27-13) |
| | 0 | TEXAS A&M (01-18-14) |
| TURNOVERS | 6 | at Texas A&M (02-05-14) |
| | 9 | at Ole Miss (01-25-14) |
| | 9 | FLORIDA (01-30-14) |
| | 9 | KENTUCKY (02-08-14) |
| FOULS | 8 | at Vanderbilt (02-01-14) |
| | 12 | FLORIDA (01-30-14) |

2013-14 Mississippi State Basketball
Mississippi State Player High/Low Analysis (as of Feb 22, 2014)
All games

Mississippi State - INDIVIDUAL GAME HIGHS

| | | |
|--------------------------|-------------|---|
| Points | 33 | Craig Sword at LSU (02-19-14) |
| | 24 | Craig Sword vs TCU (12-05-13) |
| | 24 | Craig Sword vs Loyola Chicago (12-01-13) |
| | 23 | Craig Sword vs Texas A&M (01-18-14) |
| | 23 | Gavin Ware vs Miss. Valley State (11-19-13) |
| Field Goals Made | 11 | Craig Sword at LSU (02-19-14) |
| | 10 | Gavin Ware vs MD Eastern Shore (01-02-14) |
| Field Goal Att. | 16 | Craig Sword at LSU (02-19-14) |
| | 14 | Gavin Ware vs MD Eastern Shore (01-02-14) |
| | 14 | Fred Thomas vs Kennesaw State (11-14-13) |
| FG Pct (min 5 made) | .875 (7-8) | Gavin Ware at Alabama (01-15-14) |
| | .833 (5-6) | Trivante Bloodman at Kentucky (01-08-14) |
| 3-Point FG Made | 5 | Colin Borchert vs Arkansas (02-22-14) |
| | 4 | Fred Thomas vs USF (12-22-13) |
| | 4 | Fred Thomas vs Kennesaw State (11-14-13) |
| 3-Point FG Att. | 8 | Fred Thomas vs Florida Gulf Coast (12-19-13) |
| | 8 | Fred Thomas vs Kennesaw State (11-14-13) |
| 3-Pt FG Pct (min 2 made) | 1.000 (2-2) | I.J. Ready vs Florida Gulf Coast (12-19-13) |
| | 1.000 (2-2) | Craig Sword vs SE Louisiana (12-13-13) |
| Free Throws Made | 15 | Craig Sword vs Ole Miss (01-11-14) |
| | 14 | Trivante Bloodman at Auburn (02-15-14) |
| Free Throw Att. | 18 | Craig Sword vs Ole Miss (01-11-14) |
| | 16 | Roquez Johnson vs Auburn (01-22-14) |
| FT Pct (min 3 made) | 1.000 (8-8) | Gavin Ware vs Kentucky (02-08-14) |
| | 1.000 (6-6) | Trivante Bloodman vs Kentucky (02-08-14) |
| | 1.000 (6-6) | Colin Borchert vs MD Eastern Shore (01-02-14) |
| | 1.000 (5-5) | Fred Thomas at Texas A&M (02-05-14) |
| | 1.000 (4-4) | De'Runnya Wilson at LSU (02-19-14) |
| | 1.000 (4-4) | Craig Sword vs Auburn (01-22-14) |
| | 1.000 (4-4) | Roquez Johnson vs UNLV (12-23-13) |
| | 1.000 (4-4) | I.J. Ready vs Florida Gulf Coast (12-19-13) |
| | 1.000 (4-4) | Colin Borchert vs SE Louisiana (12-13-13) |
| | 1.000 (4-4) | Dre Applewhite vs Prairie View (11-08-13) |
| | 1.000 (3-3) | Tyson Cunningham at Alabama (01-15-14) |
| Rebounds | 16 | Gavin Ware vs MD Eastern Shore (01-02-14) |
| | 15 | Gavin Ware vs USF (12-22-13) |
| | 15 | Gavin Ware vs Prairie View (11-08-13) |
| Assists | 9 | Trivante Bloodman at Auburn (02-15-14) |
| | 8 | Craig Sword vs Auburn (01-22-14) |
| Steals | 7 | Craig Sword vs Ole Miss (01-11-14) |
| | 5 | I.J. Ready vs Florida Gulf Coast (12-19-13) |
| | 5 | Craig Sword vs TCU (12-05-13) |
| Blocked Shots | 3 | Fred Thomas vs Auburn (01-22-14) |
| | 3 | Colin Borchert vs Ole Miss (01-11-14) |
| | 3 | Colin Borchert vs Florida A&M (12-17-13) |
| Turnovers | 6 | Colin Borchert vs SE Louisiana (12-13-13) |
| | 6 | Craig Sword vs Prairie View (11-08-13) |
| Fouls | 5 | Craig Sword at LSU (02-19-14) |
| | 5 | Colin Borchert at LSU (02-19-14) |
| | 5 | I.J. Ready at Auburn (02-15-14) |
| | 5 | Craig Sword at Auburn (02-15-14) |
| | 5 | Craig Sword vs Georgia (02-12-14) |
| | 5 | Colin Borchert vs Kentucky (02-08-14) |

| | |
|---|---|
| 5 | Colin Borchert at Texas A&M (02-05-14) |
| 5 | Craig Sword vs Auburn (01-22-14) |
| 5 | Colin Borchert at Kentucky (01-08-14) |
| 5 | Gavin Ware vs UNLV (12-23-13) |
| 5 | Dre Applewhite vs UNLV (12-23-13) |
| 5 | Roquez Johnson vs USF (12-22-13) |
| 5 | Colin Borchert vs Loyola Chicago (12-01-13) |
| 5 | Roquez Johnson at Utah State (11-23-13) |














2013-14 Mississippi State Basketball
Mississippi State Opponent High/Low Analysis (as of Feb 22, 2014)
All games

OPPONENT INDIVIDUAL GAME HIGHS

| | | | |
|--------------------------|-------|-------|--|
| Points | 30 | | Chris Denson at Auburn (02-15-14) |
| | 28 | | Releford, Trevor at Alabama (01-15-14) |
| | 26 | | KT Harrell at Auburn (02-15-14) |
| | 26 | | Young, James at Kentucky (01-08-14) |
| | 26 | | Antonnio Benton vs SE Louisiana (12-13-13) |
| Field Goals Made | 10 | | Chris Denson at Auburn (02-15-14) |
| | 10 | | Releford, Trevor at Alabama (01-15-14) |
| | 10 | | Antonnio Benton vs SE Louisiana (12-13-13) |
| Field Goal Att. | 21 | | Nobles, Julysses vs Jackson State (11-27-13) |
| | 18 | | Young, James at Kentucky (01-08-14) |
| | 18 | | KyRee JONES vs MD Eastern Shore (01-02-14) |
| FG Pct (min 5 made) | 1.000 | (6-6) | JONES, Damian at Vanderbilt (02-01-14) |
| | .875 | (7-8) | Casey Prather vs Florida (01-30-14) |
| 3-Point FG Made | 6 | | Releford, Trevor at Alabama (01-15-14) |
| | 4 | | Jamal Jones at Texas A&M (02-05-14) |
| | 4 | | ODOM, Rod at Vanderbilt (02-01-14) |
| | 4 | | KT Harrell vs Auburn (01-22-14) |
| | 4 | | KyRee JONES vs MD Eastern Shore (01-02-14) |
| | 4 | | OLEKAIBE, Kevin vs UNLV (12-23-13) |
| | 4 | | MEDLIN, Preston at Utah State (11-23-13) |
| 3-Point FG Att. | 12 | | Marshall Henderson at Ole Miss (01-25-14) |
| | 12 | | KyRee JONES vs MD Eastern Shore (01-02-14) |
| 3-Pt FG Pct (min 2 made) | 1.000 | (3-3) | BROWN, Yonel vs Kennesaw State (11-14-13) |
| | 1.000 | (2-2) | Jarvis Summers at Ole Miss (01-25-14) |
| Free Throws Made | 13 | | KT Harrell at Auburn (02-15-14) |
| | 11 | | MICKEY, Jordan at LSU (02-19-14) |
| Free Throw Att. | 14 | | KT Harrell at Auburn (02-15-14) |
| | 12 | | MICKEY, Jordan at LSU (02-19-14) |
| FT Pct (min 3 made) | 1.000 | (8-8) | ALLEN JR, Corey vs USF (12-22-13) |
| | 1.000 | (7-7) | Juwan Parker vs Georgia (02-12-14) |
| | 1.000 | (7-7) | Kyan Anderson vs TCU (12-05-13) |
| | 1.000 | (6-6) | Malcolm Canada at Auburn (02-15-14) |
| | 1.000 | (6-6) | Allen Payne at Auburn (02-15-14) |
| | 1.000 | (6-6) | Jarvis Summers vs Ole Miss (01-11-14) |
| | 1.000 | (5-5) | Jarvis Summers at Ole Miss (01-25-14) |
| | 1.000 | (4-4) | James Young vs Kentucky (02-08-14) |
| | 1.000 | (4-4) | SMITH, Roscoe vs UNLV (12-23-13) |
| | 1.000 | (4-4) | STONE, Jordan at Utah State (11-23-13) |
| | 1.000 | (4-4) | Priar, DeAngelo vs Miss. Valley State (11-19-13) |
| | 1.000 | (3-3) | Dakari Johnson vs Kentucky (02-08-14) |
| | 1.000 | (3-3) | Marshall Henderson at Ole Miss (01-25-14) |
| Rebounds | 16 | | Karviar Shepherd vs TCU (12-05-13) |
| | 14 | | Randle, Julius at Kentucky (01-08-14) |
| Assists | 10 | | Alex Caruso at Texas A&M (02-05-14) |
| | 8 | | Scottie Wilbekin vs Florida (01-30-14) |
| Steals | 4 | | COLEMAN, Shavon at LSU (02-19-14) |
| | 4 | | Marshall Henderson at Ole Miss (01-25-14) |
| Blocked Shots | 4 | | Obasohan, Retin at Alabama (01-15-14) |
| | 4 | | Onyekachukwu ODI vs Florida A&M (12-17-13) |
| Turnovers | 7 | | MICKEY, Jordan at LSU (02-19-14) |
| | 7 | | JONES, Jamail vs Florida Gulf Coast (12-19-13) |
| Fouls | 5 | | O'BRYANT III, Johnny at LSU (02-19-14) |
| | 5 | | Dion Wade at Auburn (02-15-14) |

| | |
|---|--|
| 5 | Matthew Atewe at Auburn (02-15-14) |
| 5 | Asaahn Dixon-Tatum at Auburn (02-15-14) |
| 5 | Tahj Shamsid-Deen at Auburn (02-15-14) |
| 5 | Andrew Harrison vs Kentucky (02-08-14) |
| 5 | Malcolm Canada vs Auburn (01-22-14) |
| 5 | Kourtney Roberson vs Texas A&M (01-18-14) |
| 5 | Alex Caruso vs Texas A&M (01-18-14) |
| 5 | Taylor, Jimmie at Alabama (01-15-14) |
| 5 | Aaron Jones vs Ole Miss (01-11-14) |
| 5 | ALLEN JR, Corey vs USF (12-22-13) |
| 5 | HICKS, Nate vs Florida Gulf Coast (12-19-13) |
| 5 | Matt O'Leary vs Loyola Chicago (12-01-13) |
| 5 | Francis, Julius vs Miss. Valley State (11-19-13) |
| 5 | KOUASSI, Willy vs Kennesaw State (11-14-13) |
| 5 | OSEMHEN, Andrew vs Kennesaw State (11-14-13) |
| 5 | MORENA, Bernard vs Kennesaw State (11-14-13) |

2013-14 MISSISSIPPI STATE PLAYER BREAKDOWN

| | | | | |
|----|---|--|--|---|
| 1 |  | FRED THOMAS • So • G • 6-5 • 204 • Jackson, MS | MIN 29.4 PTS 7.9 RBS 3.0 AST 1.4 FG% 33.7 3FG% 29.2 FT% 61.1 | Last Game: 1 point and 1 board at LSU. Notes: Tied career-high with four made 3-pointers vs. South Florida and had 14 points. ... Had 14 points vs. Auburn on 3-7 shooting after totaling 13 points vs. TAMU on 6-10 shooting. ... 9 points and 2 assists at Ole Miss. ... Did not score vs. Florida, but had SEC-high 16 points at Vanderbilt and then 10 at Texas A&M. ... 6 points vs. UK. ... 9 points, 6 boards vs. Georgia. ... DNP vs. Arkansas. |
| 3 |  | COLIN BORCHERT • Sr • F • 6-8 • 217 • Phoenix, AZ | MIN 27.1 PTS 9.4 RBS 4.4 AST 1.3 FG% 40.6 3FG% 32.5 FT% 76.6 | Last Game: 21 points and 7 rebounds vs. Arkansas. Notes: Started 25 of 27 games. ... Has at least 2 blocks in nine games this year. ... Career-highs in points (22) and assists (5) vs. UMES. ... Totaled 14 and 4 assists points vs. TAMU. ... Had SEC high 17 points vs. Auburn. ... Had season-high 3 steals at Ole Miss. ... 15 points vs. Florida. ... Tied season-high with 7 boards against Arkansas, where he came off the bench. |
| 4 |  | TRIVANTE BLOODMAN • Jr • G • 6-0 • 186 • Bronx, NY | MIN 24.3 PTS 6.6 RBS 2.0 AST 2.5 FG% 52.0 3FG% 33.3 FT% 71.7 | Last Game: 10 points and 2 assists vs. Arkansas. Notes: Drawn 12 starts this year, including the last four ... 5 points at Texas A&M. ... 12 points vs. Kentucky. ... Had career highs in points (18) and assists (9) at Auburn. ... 11 points and 2 steals at LSU. ... Scored in double-digits four-straight games. |
| 10 |  | DALLAS PRATER • Fr • G • 6-3 • 163 • Jackson, MS | MIN ---- PTS ---- RBS ---- AST ---- FG% ---- 3FG% ---- FT% ---- | A walk-on who has not played this year. |
| 11 |  | JACOBY DAVIS • RFr • G • 6-1 • 190 • Charlotte, NC | MIN 11.2 PTS 2.3 RBS 1.2 AST 0.7 FG% 29.3 3FG% 32.6 FT% 80.0 | Last Game: 0 points and 2 assists vs. Arkansas. Notes: Saw first-career action vs. Kennesaw State. ... Career-high 3 assists at UK. ... 3 points at Alabama. ... Played SEC-high 20 minutes vs. TAMU. ... Totaled 5 points and 1 assist vs. Auburn. ... Tied career-high with 6 points at Vandy. ... 7 rebounds vs. UK were a career-high, as were the 23 minutes logged. ... 11 rebounds last two games. ... Had 8 points at Auburn |
| 12 |  | DE'RUNNYA WILSON • Fr • F • 6-5 • 215 • Birmingham, AL | MIN 6.8 PTS 0.8 RBS 1.4 AST 0.4 FG% .000 3FG% .000 FT% 100 | Last Game: 4 points and 1 rebound at LSU. Notes: Has appeared in five games after playing football in the fall. ... First action came at Alabama where he logged 4 minutes. ... Played 8 minutes at Ole Miss and grabbed career-best 4 rebounds. ... Scored first-career points at LSU and played 17 minutes. |
| 13 |  | TEVIN MOORE • Jr • G • 6-3 • 189 • Olive Branch, MS | MIN 4.0 PTS 1.2 RBS 0.5 AST ---- FG% 33.3 3FG% 25.0 FT% 37.5 | Last Game: 5 points and 4 rebounds vs. Arkansas. Notes: Has appeared in 12 games. ... Scored 2 points in first appearance vs. Florida A&M. ... Had 3 points vs. UNLV. ... Saw first SEC action at Kentucky. ... Logged season-high 8 minutes at Ole Miss. ... Did not play against Florida. ... Logged 17 minutes vs. Arkansas and tied career high with 5 points while grabbing career-high 4 rebounds. |
| 15 |  | I.J. READY • Fr • G • 5-11 • 165 • North Little Rock, AR | MIN 24.2 PTS 6.6 RBS 1.8 AST 2.7 FG% 40.6 3FG% 40.0 FT% 85.7 | Last Game: 7 points and 4 rebounds vs. Arkansas. Notes: Missed four games with strained hamstring. ... Had 14 points against Prairie View in college debut. ... Had 5 steals vs. FGCU. ... Had career-high 7 assists vs. South Florida. ... Did not play against Auburn and TAMU due to concussion. ... Returned to action at Ole Miss and had 13 points. ... Had 10 points vs. Florida. ... DNP vs. UK due to fever. ... Had 12 points at Auburn, 8 at LSU. |
| 20 |  | GAVIN WARE • So • F • 6-9 • 262 • Starkville, MS | MIN 25.5 PTS 10.4 RBS 7.4 STL 0.9 FG% 60.2 3FG% ---- FT% 64.0 | Last Game: 5 points and 5 rebounds vs. Arkansas. Notes: Totaled 7th double-double, ninth of career at LSU. ... Season-high 23 points against MVSU, while career-high 16 rebounds was against UMES. ... Had 18 and 22 points vs. Bama and TAMU. ... Had 9 points at Ole Miss and then 6 vs. Florida and then 9 at Vandy. ... 7 points and 7 boards at TAMU. ... 12 points vs. UK. ... 8 points and 5 boards vs. Georgia. ... 10 points, 11 boards at LSU. |
| 24 |  | TYSON CUNNINGHAM • Sr • G • 6-3 • 194 • Columbus, MS | MIN 8.2 PTS 1.8 RBS 0.4 AST 0.5 FG% 36.6 3FG% 29.2 FT% 90.9 | Last Game: 1 assist at LSU. Notes: Drained two 3-pointers against Loyola. ... Had 4 points vs. Florida A&M and attempted first two free throws of the year, making both. ... Had 5 points vs. UNLV. ... Have 5 key points late against Auburn to key win. ... Had 3 points vs. Florida. ... 3 points at TAMU. ... 6 points, 3 assists vs. Georgia. |
| 25 |  | ROQUEZ JOHNSON • Jr • F • 6-7 • 207 • Montgomery, AL | MIN 23.4 PTS 9.3 RBS 4.7 AST 0.6 FG% 45.9 3FG% .000 FT% 58.7 | Last Game: 11 points and 9 rebounds vs. Arkansas. Notes: Had first double-double with 20 and 11 rebounds Loyola. ... Had 12 points at Kentucky. ... Tied career-high with 20 points vs. Ole Miss. ... 18 points vs. Auburn. ... 13 points and 8 rebounds at Ole Miss. ... 5 points and 8 boards vs. Florida. ... 2 points and 6 boards at TAMU. ... 10 points vs. UK. ... 9 points vs. Georgia and 14 at Auburn. ... 11 points at LSU. ... Second start of year vs. Arkansas. |
| 32 |  | CRAIG SWORD • So • G • 6-3 • 193 • Montgomery, AL | MIN 27.9 PTS 13.5 RBS 3.6 STL 2.6 FG% 48.7 3FG% 23.5 FT% 63.2 | Last Game: 10 points and 6 rebounds vs. Arkansas. Notes: Scored 20-plus points five times and in double-digits 20 times. ... Game-winning points vs. JSU and Loyola. ... third in SEC with 2.0 steals. ... Career-high 7 steals vs. UM. ... 23 points, 5 assists vs. TAMU. ... Season-high 8 assists vs. Auburn. ... 12 points and 3 steals vs. Florida. ... 10 points at TAMU, 12 vs. UK and 10 vs. Georgia. ... 33 points at LSU were a career-high. |
| 33 |  | KYLE DOBBS • Fr • G • 6-6 • 165 • Grayson, GA | MIN ---- PTS ---- RBS ---- AST ---- FG% ---- 3FG% ---- FT% ---- | A walk-on who has not played this year. |