

MISSISSIPPI STATE UNIVERSITY

2007-08 MEN'S BASKETBALL

Mississippi State University Athletic Media Relations • PO Box 5308 • MSU, MS 39762
Men's Basketball SID: David Rosinski • 662-325-3595 • rosinski@athletics.msstate.edu

Game #29 - #25 Mississippi State (20-8, 11-3) vs. #16 Vanderbilt (24-5, 9-5)

Wednesday, March 5, 2008 • 7 p.m. CT • Nashville, Tenn.

Memorial Gymnasium (14,316)

PROBABLE STARTERS & TOP SUBSTITUTES

#25 MISSISSIPPI STATE BULLDOGS (20-8, 11-3)

Pos.	No.	Name	Ht.	Wt.	Cl.	Hometown	PPG	RPG	APG
F	23	Charles Rhodes	6-8	245	Sr.	Jackson, MS	16.2	7.4	1.3 bpg
C	32	Jarvis Varnado	6-9	210	So.	Brownsville, TN	7.5	8.1	4.9 bpg
G	22	Barry Stewart	6-2	170	So.	Shelbyville, TN	12.0	4.5	2.8
G	11	Ben Hansbrough	6-3	205	So.	Poplar Bluff, MO	10.5	3.9	2.7
G	44	Jamont Gordon	6-4	230	Jr.	Nashville, TN	17.1	6.2	4.8
F/C	21	Brian Johnson	6-9	245	Jr.	Laurinburg, NC	2.2	2.4	0.4 bpg
F/C	45	Elgin Bailey	6-8	265	Fr.	New Orleans, LA	2.0	1.8	0.3 bpg

#16 VANDERBILT COMMODORES (24-5, 9-5)

Pos.	No.	Name	Ht.	Wt.	Cl.	Hometown	PPG	RPG	APG
F	32	Shan Foster	6-6	205	Sr.	Kenner, LA	19.8	5.0	1.7
F	41	Ross Neltner	6-9	240	Sr.	Fort Thomas, KY	8.4	5.6	2.0
C	4	A.J. Ogilvy	6-11	250	Fr.	Sydney, Australia	16.8	6.7	1.5 bpg
G	0	Jermaine Beal	6-3	210	So.	DeSoto, TX	7.9	2.2	4.7
G	3	Alex Gordon	6-0	170	Sr.	Pensacola, FL	10.7	2.6	3.2
C	11	Alan Metcalfe	6-9	265	Sr.	St. Helens, England	5.9	2.6	0.3
F	21	Darshawn McClellan	6-7	220	Fr.	Fresno, CA	2.9	3.3	0.7

Officials: TBA

NO. 25 MSU HEADS TO NO. 16 VANDY MID-WEEK FOR FINAL SEC ROAD TEST

Back in the Top 25 for the second time this season, the 25th-ranked Mississippi State Bulldogs (20-8, 11-3) close out the road portion of their SEC regular-season schedule by heading to Nashville to take on the 16th-ranked Commodores of Vanderbilt University (24-5, 9-5) Wednesday evening. Tip-off time for the non-televvised contest is set for 7 p.m. at VU's 14,316-seat Memorial Gymnasium.

Winners of six of their last seven decisions, including a current three-game winning streak, coach Rick Stansbury's 20-8 Bulldogs most recently clinched their fourth SEC Western Division title in the last six seasons and notched their seventh 20-win campaign of the past decade with Saturday's 68-59 road triumph over the Florida Gators. Currently ranked 25th in the USA Today/ESPN coaches' poll for the second time this season, MSU owns a 5-2 mark in SEC road contests on the year. Having established a new single-season school standard for blocks for the second straight season (228 this season after 222 last year) and chasing Kentucky's current SEC season record of 240 rejects set in 1997-98, MSU enters the final week of the regular season still ranked second nationally in blocks this season behind Connecticut (8.83 to 8.14 bpg). The Bulldogs also remain second among the NCAA team leaders behind Georgetown in field-goal percentage defense (.367 to .362) after having limited 10 of their 14 league opponents to less than 40-percent shooting from the field on the year.

Mississippi State continues to be powered by the veteran all-SEC tandem of junior Jamont Gordon (17.1 ppg, 6.2 rpg & 4.8 apg) and senior Charles Rhodes (16.2 ppg, 7.4 rpg, & 56% FGs), who combine to average better than 33 points and 13 rebounds per game between them on the year. The current SEC Player of the Week, Rhodes is averaging 19.2 points over his last 10 contests, including a career-high 30 points in last Wednesday's home win over Auburn. Steady sophomore guards Barry Stewart and Ben Hansbrough follow at 12.0 and 10.5 points per game, respectively.

Ranked 16th nationally in both polls this week, Vanderbilt sports a 24-5 overall record and stands third in the SEC East race with a 9-5 conference mark after having its seven-game winning streak snapped this past Saturday in Fayetteville with a 78-73 setback at Arkansas. Guided by ninth-year head coach Kevin Stallings and winners of 31 of their last 32 home games (18-0 at home this season), the Commodores are led by the talented senior/freshman duo of veteran Shan Foster (19.8 ppg, 5.0 rpg, 113 treys & 47% 3FGs) and rookie A.J. Ogilvy (16.8 ppg, 6.7 rpg, 59% FGs & 78% FTs).

- Six of the Bulldogs' eight all-time road wins over Vanderbilt have come in their last 22 visits to Nashville, including victories at Memorial Gym in two of their last three visits (2004 & '02).

- This week in Nashville, MSU will be looking to snap an 11-game losing skid against ranked opponents played away from the friendly confines of Humphrey Coliseum.

- Having already established a new single-season school mark for blocks for the second straight year (228 this season and 222 last year), the Bulldogs are now challenging the current all-time SEC season standard of 240 blocks set by the 1997-98 Kentucky club in 39 games.

- At their current pace of averaging 8.14 blocks per game and limiting the opposition to composite 36.7 percent field-goal shooting on the year, the Bulldogs are on target to eclipse the current SEC all-time, single-season defensive marks owned by LSU (7.03 bpg in 1989-90) and Tennessee (37.4 FG% in 1964-65), respectively.

- The current SEC Player of the Week, senior Charles Rhodes has become the third different Bulldog player (joining Jamont Gordon and Barry Stewart) to earn the league's weekly honor this season... MSU joins SEC leader Tennessee as the only two schools to have more than one individual collect the SEC's weekly honor this year.

2007-08 MSU RESULTS (20-8, 11-3)

DATE	OPPONENT (TV)	SCORE/TIME
Nov. 10	LOUISIANA TECH	W 75-45
Nov. 15	CLEMSON (FSN/SUN)	L 82-84
Nov. 17	UT MARTIN	W 86-70
Nov. 22	#UC Irvine (ESPN2)	W 68-53
Nov. 23	#Southern Illinois (ESPN2)	L 49-63
Nov. 23	#Miami [OH] (ESPN2)	L 60-67
Dec. 1	MURRAY STATE	W 78-61
Dec. 8	SOUTHEASTERN LA. (CSS)	W 84-59
Dec. 13	MIAMI [FL] (FSN/SUN)	L 58-64
Dec. 15	*at South Alabama (CSS)	L 67-71
Dec. 19	at Loyola Marymount	W 85-54
Dec. 21	at A&M-Corpus Christi (CSS)	W 95-70
Dec. 30	MISSOURI (SS)	W 87-75
Jan. 5	*Lafayette College	W 77-53
Jan. 9	at LSU	W 61-39
Jan. 12	GEORGIA (RS)	W 60-49
Jan. 15	KENTUCKY (ESPN)	W 69-64
Jan. 19	at Alabama (RS)	W 66-56
Jan. 26	MISSISSIPPI (FSN/SUN)	W 88-68
Jan. 30	at Arkansas (RS)	L 58-78
Feb. 2	TENNESSEE (FSN/SUN)	L 71-76
Feb. 6	ALABAMA	W 73-66
Feb. 9	at Auburn (FSN/SUN)	W 83-64
Feb. 16	ARKANSAS (ESPN)	W 80-74
Feb. 20	at Mississippi (CSS-TD)	L 63-74
Feb. 23	at South Carolina (RS)	at W 61-56
Feb. 27	AUBURN	W 89-78
Mar. 1	at Florida (CBS)	W 68-59
Mar. 5	at Vanderbilt	7 p.m.
Mar. 8	LSU (RS)	3 p.m.
M. 13-16	at SEC Tournament (RS/CBS)	TBA

- Anaheim Classic (Anaheim, CA)

* - Coors Classic (Mobile, AL)

^ - at Jackson, MS (Mississippi Coliseum)

+ - at Atlanta, GA (Georgia Dome)

All Times CT

MSU-VANDERBILT GAME FACTS

MISSISSIPPI STATE BULLDOGS

Coach: Rick Stansbury
Alma Mater: (Campbellsville, 1982)
MSU Record: 205-112 (10th year) -- 8-4 vs. VU
Career Record: 205-112 (10th year) -- 8-4 vs. VU

VANDERBILT COMMODORES

Coach: Kevin Stallings
Alma Mater: (Purdue, 1982)
School Record: 168-113 (9th year)
Career Record: 291-176 (15th year)

SERIES INFORMATION

Series Record: VU leads, 70-42
at Starkville: MSU leads, 30-21
at Nashville: VU leads, 42-8
at Neutral Sites: VU leads, 7-4
Last Season: MSU, 83-70 (2-21-07 @ MSU)
Two Years Ago: VU, 80-52 (1-21-06 @ VU)

TELEVISION: NONE

SATELLITE RADIO: XM 201; SIRIUS 153

Available on MSU's 29-station radio network throughout Mississippi and via www.msstateathletics.com
PxP: Jack Cristil (51st year); Color: Jim Ellis (25th year)

STATISTICAL COMPARISON MSU vs. VANDERBILT

	MSU	VU
Overall Record	20-8	24-5
SEC Record	11-3	9-5
Scoring	72.9	80.4
Scoring Defense	63.9	73.4
Scoring Margin	+9.0	+7.0
Field Goal Pct	46.7	46.8
Opp. Field Goal Pct.	36.7	43.1
3-Point FG Percentage	34.4	40.8
Opp. 3-Point FG Pct.	31.1	34.7
Free Throw Percentage	63.2	73.0
Opp. Free Throw Pct.	67.9	69.3
Rebounding Average	40.9	35.8
Opp. Rebounding Ave.	35.6	35.8
Rebound Margin	+5.3	-0.1
Turnovers	15.6	14.6
Turnover Margin	-2.7	+0.4
Assists.	13.5	17.9
Blocked Shots	8.1	3.7
Steals	6.3	6.3

STATISTICAL LEADERS MSU vs. VANDERBILT

SCORING			
MSU	PPG	VU	PPG
Gordon	17.1	Foster	19.8
Rhodes	16.2	Ogilvy	16.8
Stewart	12.0	Gordon	10.7

REBOUNDING			
MSU	RPG	VU	RPG
Varnado	8.1	Ogilvy	6.7
Rhodes	7.4	Neltner	5.6
Gordon	6.2	Foster	5.0

ASSISTS			
MSU	APG	VU	APG
Gordon	4.8	Beal	4.7
Stewart	2.8	Gordon	3.2
Hansbrough	2.7	Bell	2.8

BLOCKS			
MSU	BPG	VU	BPG
Varnado	4.9	Ogilvy	1.5
Rhodes	1.3	Neltner	0.6
Gordon	0.7	McClellan	0.4

STEALS			
MSU	SPG	VU	SPG
Stewart	1.3	Neltner	1.1
Gordon	1.2	Gordon	1.1
H'brough/Turner	1.0	Foster	1.1

FIELD GOAL PERCENTAGE			
MSU	FG%	VU	FG%
Varnado	64.2	Ogilvy	58.7
B. Johnson	63.2	Foster	52.1
Rhodes	56.0	Neltner	47.5

THREE-POINT FG PERCENTAGE			
MSU	3FG%	VU	3FG%
Benock	42.4	Foster	46.7
Hansbrough	37.0	Metcalfe	46.2
Stewart	34.7	Gordon	41.0

FREE THROW PERCENTAGE			
MSU	FT%	VU	FT%
Hansbrough	81.1	Ogilvy	78.1
B. Johnson	80.0	Gordon	77.6
Stewart	69.8	Neltner	75.9

BULLDOGS BID FOR THIRD WIN IN NASHVILLE IN LAST FOUR VISITS

The Commodores of Vanderbilt University own a 70-42 all-time advantage over Mississippi State in a series that dates back to the 1921-22 basketball season. However, this inter-divisional league series has tightened significantly of late with the Bulldogs owning an 11-10 series edge since the SEC went to divisional play beginning in 1991-92 by way of last year's 83-70 home triumph over then-No. 17 Vanderbilt (Feb. 21, 2007 in Starkville).

Vanderbilt holds a commanding 42-8 series advantage over State in games played in Nashville through the years, including a decisive 80-52 home win over the Bulldogs two years ago (Jan. 21, 2006). However, six of the Bulldogs' eight all-time road wins over Vandy have come in their last 22 visits to Memorial Gymnasium (2004, 2002, 1992, 1985, 1982 & 1978), including recent back-to-back triumphs in Nashville during the 2003-04 and 2001-02 campaigns. Four years ago (Feb. 28, 2004) during the team's SEC championship season and undefeated road campaign, State claimed a narrow 72-69 road win over the Commodores. In the previous Nashville meeting (Feb. 20, 2002), the Bulldogs recorded their largest victory margin ever in the Music City with a 66-43 road triumph over Vandy.

With Vanderbilt leading by a 7-4 all-time series margin over State in neutral-site meetings, Vanderbilt ranks as Mississippi State's most common SEC Tournament opponent through the years. MSU and Vandy have met five times in league tourney play (2004, 2000, 1999, 1997 & 1992) since the SEC went to divisional play beginning with the 1991-92 hoops campaign.

In his 10th season at the MSU head coaching helm, **Rick Stansbury** owns an 8-4 career record against Vanderbilt (5-0 in Starkville; 2-2 in Nashville & 1-2 in SEC Tournament play).

SERIES RECORD VS. VANDERBILT DURING STANSBURY ERA (MSU LEADS, 8-4)

Date	Site	Result	Date	Site	Result
Feb. 10, 1999	Starkville	MSU, 67-62	Feb. 5, 2003	Starkville	MSU, 82-60
Mar. 4, 1999	Atlanta-SECT	MSU, 76-58	Feb. 28, 2004	Nashville	MSU, 72-69
Feb. 9, 2000	Nashville	VU, 65-64	Mar. 12, 2004	Atlanta-SECT	VU, 74-70 <i>ot</i>
Mar. 9, 2000	Atlanta-SECT	VU, 76-53	Feb. 12, 2005	Starkville	MSU, 60-54
Feb. 21, 2001	Starkville	MSU, 80-63	Jan. 21, 2006	Nashville	VU, 80-52
Feb. 20, 2002	Nashville	MSU, 66-43	Feb. 21, 2007	Starkville	MSU, 83-70

MSU HITS DOUBLE-DIGIT WINS IN SEC PLAY FOR FIRST TIME SINCE 2003-04

With regular-season contests against Vanderbilt and LSU still remaining this coming week, the Mississippi State Bulldogs (20-8 overall and 11-3 in SEC play) have reached double digits in SEC victories for the third time under the guidance of 10th-year head coach **Rick Stansbury** as well as having sealed their fifth winning season in SEC play over the past decade.

Prior to this season, Stansbury's 2003-04 State squad posted a school-record 14 league victories (14-2 overall and 8-0 on the road) en route to claiming the school's first outright overall Southeastern Conference championship since the 1962-63 campaign. Previously under Stansbury's direction, the 2001-02 MSU club went 10-6 in league play along with setting an all-time, single-season school standard with 27 overall victories (27-8 record).

Over the past decade under Stansbury's guidance, the Bulldogs have also registered winning seasons during regular-season conference play with 9-7 SEC marks in both 2004-05 and 2002-03.

MSU'S ALL-TIME SINGLE-SEASON STANDARDS FOR MOST SEC VICTORIES

Season	Coach	SEC Record	SEC Finish	Overall Record	Final Ranking(s)	Postseason
2003-04	Stansbury	14-2	.875 1st	26-4 .867	#8 AP	NCAA 2nd Round
1990-91	Williams	13-5	.722 T-1st	20-9 .690	#21 AP/ #18 UPI	NCAA 1st Round
1977-78	Greene	13-5	.722 2nd	18-9 .667		
1961-62	McCarthy	13-1	.929 T-1st	24-1 .960	#4 AP/ #4 UPI	
1958-59	McCarthy	13-1	.929 1st	24-1 .960	#3 AP/ #6 UPI	
1942-43	Hitt	13-7	.650 4th	14-8 .636		
1994-95	Williams	12-4	.750 T-1st (West)	22-8 .733	#18 AP/ #12 CNN	NCAA Sweet 16
1962-63	McCarthy	12-2	.857 1st	22-6 .786	#6 AP/ #7 UPI	NCAA 1st R/Cons.
2007-08	Stansbury	11-3	.786 1st (West)	20-8 .714		
1978-79	Hatfield	11-7	.611 T-3rd	19-9 .679		NIT 1st Round
1960-61	McCarthy	11-3	.786 1st	19-6 .760		
2001-02	Stansbury	10-6	.625 2nd (West)	27-8 .771	#17 AP/ # 21 ESPN	NCAA 2nd Round
1995-96	Williams	10-6	.625 1st (West)	26-8 .765	#19 AP/ #4 CNN	NCAA Final Four
1965-66	Gold	10-6	.625 T-3rd	14-11 .560		

MSTATE CLAIMS FOURTH SEC WEST CHAMPIONSHIP IN LAST SIX SEASONS

With a three-game lead over second-place Arkansas in the SEC's Western Division standings coming down to the final week of the regular season, coach **Rick Stansbury's** Bulldogs have now mathematically outright clinched their league-high sixth SEC Western Division title since the league split into two divisions in 1991-92, including their fourth SEC West crown in the last six seasons.

Since the Southeastern Conference went to divisional play beginning with the 1991-92 campaign, MSU also previously claimed at least a share of SEC West titles last season as well as in 2003-04, 2002-03, 1995-96 and 1994-95. With Mississippi State currently leading all teams with six SEC Western Division championships since divisional play began in 1991-92, Arkansas and Ole Miss are next with four SEC West titles apiece, followed by LSU with three, Alabama with two, and Auburn with one.

Prior to last year's shared divisional title with rival Ole Miss, the 2003-04 State squad posted a 26-4 overall record and 14-2 SEC mark (including an 8-0 SEC road record) en route to winning the Western Division and capturing the school's first outright regular-season conference championship since 1962-63. The year prior, MSU's 2002-03 contingent went 21-10 overall and 9-7 in league play to claim the first of two straight SEC West titles and advance to the NCAA Tournament for the second straight season during the program's recent four-year run (2002-2005) of consecutive NCAA Tournament appearances.

Under **Richard Williams'** guidance, the 1994-95 MSU team claimed a share of the SEC West title en route to advancing to the NCAA Sweet Sixteen with an overall record of 22-8 and a 12-4 conference mark. The following year, the 26-8 State squad won the SEC Western Division race (10-6 record) for a second straight year and captured the school's first SEC Tournament title on the way to earning Mississippi State's first-ever appearance in the NCAA Final Four.

Entering the final week of regular-season conference play just one game behind fourth-ranked Tennessee for the overall lead in the race for the 2007-08 SEC championship, the Bulldogs are bidding for their seventh regular-season league title in school history. MSU previously won outright conference crowns in 2003-04, 1962-63, 1960-61 and 1958-59, while sharing titles in 1990-91 and 1961-62.

MSU SECURES SEVENTH 20-WIN CAMPAIGN OF RICK STANSBURY ERA

With Saturday's 68-59 road triumph over the Florida Gators, coach Rick Stansbury's 2007-08 Bulldogs have secured the 14th 20-win campaign in the 96-season history of Mississippi State basketball. Having already locked down this year's 20-win campaign, Stansbury has reached the 20-win mark for the seventh time in his 10-year head coaching career and, in turn, has been the orchestrator of exactly half of the school's all-time, 20-win campaigns.

Previously, last year's State squad went 21-14 en route to advancing to the national semifinals of the MasterCard NIT played at New York's Madison Square Garden. Prior to the past two years, Stansbury previously guided the Bulldogs to a school-record four consecutive 20-win campaigns in earning four straight NCAA Tournament appearances in 2001-02 (27-8), 2002-03 (21-10), 2003-04 (26-4) and 2004-05 (23-11). Prior to that stretch earlier this decade, MSU had never previously put together as many as three successive 20-win campaigns until the 2003-04 State squad went 26-4 overall (14-2 in SEC play) en route to claiming the program's first outright SEC regular-season championship since 1962-63.

With a seventh 20-win campaign this season, Stansbury now matches the combined total of 20-win seasons achieved by his predecessor **Richard Williams** (three 20-win seasons) and the late **Babe McCarthy** (four 20-win seasons).

Prior to the Williams/Stansbury era of Mississippi State basketball, the school's first four 20-win seasons were all orchestrated by McCarthy, who compiled a successful 10-year (1956-65) record of 169-85 and directed MSU to those four 20-win campaigns, along with four SEC titles, during a six-year period spanning 1957-58 through 1962-63.

THE WINNINGEST TEAMS IN MISSISSIPPI STATE BASKETBALL HISTORY

Season	Coach	Overall Record	SEC Record	SEC Finish	Final Ranking(s)	Postseason
2001-02	Stansbury	27-8 .771	10-6 .625	2nd (West)	#17 AP/ #21 ESPN	NCAA 2nd Round
2003-04	Stansbury	26-4 .867	14-2 .875	1st	#8 AP/#13 ESPN	NCAA 2nd Round
1995-96	Williams	26-8 .765	10-6 .625	1st (West)	#19 AP/ #4 CNN	NCAA Final Four
1961-62	McCarthy	24-1 .960	13-1 .929	T-1st	#4 AP/ #4 UPI	
1958-59	McCarthy	24-1 .960	13-1 .929	1st	#3 AP/ #6 UPI	
2004-05	Stansbury	23-11 .676	9-7 .563	3rd (West)		NCAA 2nd Round
1994-95	Williams	22-8 .733	12-4 .750	T-1st (West)	#18 AP/ #12 CNN	NCAA Sweet 16
1962-63	McCarthy	22-6 .786	12-2 .857	1st	#6 AP/ #7 UPI	NCAA 1st R/Cons.
2006-07	Stansbury	21-14 .600	8-8 .500	T-1st (West)		NIT Semifinals
2002-03	Stansbury	21-10 .677	9-7 .563	1st (West)	#20 AP	NCAA 1st Round
2007-08	Stansbury	20-8 .714	11-3 .786	1st (West)		
1998-99	Stansbury	20-13 .606	8-8 .500	T-3rd (West)		NIT 1st Round
1990-91	Williams	20-9 .690	13-5 .722	T-1st	#21 AP/ #18 UPI	NCAA 1st Round
1957-58	McCarthy	20-5 .800	9-5 .643	T-3rd	#15 AP	

MSTATE SECURES 10TH STRAIGHT DOUBLE-DIGIT WIN SEASON AT HOME

Now 11-3 at home this season (6-1 in SEC play & 5-2 in non-SEC action) with one home game remaining (Saturday vs. LSU), the Bulldogs have recorded their 10th consecutive season of double-digit home victories under the guidance of 10th-year head coach **Rick Stansbury**. Mississippi State has now compiled a 121-28 (.812) overall record at Humphrey Coliseum under Stansbury's direction, including a 59-20 (.747) SEC home mark and a 62-8 (.886) home record against non-conference foes.

With an 11-3 home record this season (losses to Tennessee, Clemson & Miami, Fla.), MState had its seven-game SEC home winning streak snapped last month with the team's 76-71 setback to then-No. 7 Tennessee. MSU's home win string in league play had dated back to last February.

Including commanding MasterCard NIT home victories over Mississippi Valley State (82-63), Bradley (101-72) and Florida State (86-71), last year's Mississippi State team established a new single-season standard with 16 home victories. With the Bulldogs having now reached twin-digit home wins during each of Stansbury's 10 seasons at the MSU helm, last year's State squad surpassed the 13-home win seasons posted by Stansbury's 2000-01 (13-4) and 2001-02 (13-1) clubs at Humphrey Coliseum, as well as coach **Babe McCarthy's** 1961-62 (13-0) and 1957-58 (13-0) teams at the 'New Gym' (later called McCarthy Gym).

The Bulldogs have now compiled a 33-season composite record of 327-126 (.722) at "The Hump" since Mississippi State's basketball facility opened prior to the 1975-76 campaign.

TRACKING THE BULLDOGS' HOME SUCCESS UNDER STANSBURY'S GUIDANCE

Season	Overall		SEC		Non-SEC	
	Record	Win %	Record	Win %	Record	Win %
1998-99	12-2	.857	6-2	.750	6-0	1.000
1999-00	10-4	.714	4-4	.500	6-0	1.000
2000-01	13-4	.765	6-2	.750	7-2	.778
2001-02	13-1	.929	7-1	.875	6-0	1.000
2002-03	12-2	.857	7-1	.875	5-1	.833
2003-04	12-2	.857	6-2	.750	6-0	1.000
2004-05	11-2	.846	6-2	.750	5-0	1.000
2005-06	11-5	.688	5-3	.625	6-2	.750
2006-07	16-3	.842	6-2	.750	10-1	.909
2007-08	11-3	.786	6-1	.857	5-2	.714
10-Year Totals	121-28	.812	59-20	.747	62-8	.886

BULLDOGS SEAL SECOND WINNING SEC ROAD MARK OF STANSBURY ERA

On the strength of Saturday's methodical 68-59 road victory over the Florida Gators, the Bulldogs have solidified a winning record in SEC road competition for just the second time during **Rick Stansbury's** 10-year head coaching stint at State. This year's MState squad is 5-2 on the road in league play with one game remaining away from home (at Vanderbilt Wednesday). MSU also owns league road victories this season over SEC West foes Auburn (83-64 on Feb. 9), Alabama (66-56 on Jan. 19) and LSU (61-39 on Jan. 9), while having fallen on the road to Ole Miss (74-63 on Feb. 20) and Arkansas (78-58 on Jan. 30). State also claimed a 61-56 overtime win at South Carolina on Feb. 23.

The only other season the Bulldogs have achieved at least a breakeven (.500) SEC road record over the past decade was the 2003-04 team's perfect 8-0 league road mark (26-4 overall and 14-2 in SEC play) en route to capturing the school's first outright SEC championship since 1962-63.

With five SEC road wins this season, the Bulldogs have matched the total number of league road victories compiled by the previous three MSU clubs (2-6 last year; 0-8 in 2005-06 & 3-5 in 2004-05).

MISSISSIPPI STATE QUICK FACTS

LOCATION:

Starkville, Mississippi

FOUNDED:

February 28, 1878

CONFERENCE:

Southeastern (SEC Western Division)

ENROLLMENT:

17,039 (Fall 2007)

COLORS:

Maroon (PMS 202) and White

NICKNAME (MASCOT):

Bulldogs (Bully)

HOME COURT (CAPACITY):

Humphrey Coliseum (10,500)

ALL-TIME RECORD IN HOME ARENA:

327-126 (.722) since 1975-76

ALL-TIME LARGEST HOME CROWD:

10,735 (Feb. 7, 2004 vs Mississippi)

PRESIDENT:

Dr. Robert H. "Doc" Foglesong (W. Va., 1968)

FACULTY ATHLETICS REPRESENTATIVE:

Dr. Steven C. Turner (Mercer, 1975)

DIRECTOR OF ATHLETICS:

Larry Templeton (Mississippi State, 1969)

HEAD BASKETBALL COACH:

Rick Stansbury (Campbellsville, 1982)

MSU Record: 205-112 (10th season)

Career Record: 205-112 (10th season)

ASSISTANT BASKETBALL COACHES:

Robert Kirby (Pan American, 1983)

Phil Cunningham (Campbellsville, 1990)

Marcus Grant (Mississippi State, 1995)

COORDINATOR OF BASKETBALL OPERATIONS:

Talvis Franklin (Mississippi State, 2007)

BASKETBALL TRAINER:

Scott Johnson (West Alabama, 1995)

BASKETBALL SID:

David Rosinski (South Carolina, 1985)

2007-08 SEASON RECORDS:

Overall Record: 20-8

SEC Record: 11-3

FIRST YEAR OF MSU BASKETBALL:

1908-09 (1,222-1,028 in 96th Season)

NCAA TOURNAMENT APPEARANCES:

8 (2005-04-03-02, 1996-95, '91, '63) -- 10-8

BEST NCAA TOURNAMENT FINISHES:

1996 Final Four; 1995 Sweet Sixteen

NIT APPEARANCES:

6 (2007-2001-1999-1994-1990-1979) -- 6-6

BEST NIT FINISH:

2007 National Semifinals

SEC TOURNAMENT CHAMPIONSHIPS:

2 (2002-1996)

SEC OVERALL CHAMPIONSHIPS:

6 (2004-1991-1963-1962-1961-1959)

SEC WESTERN DIVISION TITLES:

6 (2008-2007-2004-2003-1996-1995)

NATIONAL POLLS

(MARCH 3, 2008)

THE ASSOCIATED PRESS

TW	TEAM	W-L	PTS	LW
1.	North Carolina (38)	27-2	1,745	3
2.	Memphis (21)	28-1	1,706	2
3.	UCLA (12)	26-3	1,664	4
4.	Tennessee (1)	26-3	1,625	1
5.	Kansas	26-3	1,459	6
6.	Duke	25-3	1,403	7
7.	Stanford	24-4	1,317	8
8.	Xavier	25-4	1,232	9
9.	Texas	24-5	1,227	5
10.	Wisconsin	24-4	1,199	10
11.	Georgetown	24-4	1,147	11
12.	Louisville	24-6	1,010	13
13.	Connecticut	23-6	848	15
14.	Butler	27-3	813	14
15.	Purdue	23-6	779	16
16.	Vanderbilt	24-5	658	18
17.	Michigan State	23-6	657	19
18.	Indiana	24-5	646	12
19.	Notre Dame	22-6	578	17
20.	Drake	25-4	346	20
21.	Marquette	21-7	334	21
22.	Gonzaga	23-6	323	24
23.	Washington State	22-7	245	22
24.	Clemson	21-7	124	NR
25.	Davidson	23-6	74	NR

USA TODAY/ESPN COACHES

TW	TEAM	W-L	PTS	LW
1.	North Carolina (19)	27-2	763	2
2.	UCLA (6)	26-3	718	4
3.	Memphis (6)	28-1	717	3
4.	Tennessee	26-3	695	1
5.	Duke	25-3	621	6
6.	Kansas	26-3	618	7
7.	Stanford	24-4	572	8
8.	Wisconsin	24-4	535	9
9.	Texas	24-5	533	5
10.	Georgetown	24-4	521	10
11.	Xavier	25-4	492	11
12.	Butler	27-3	393	13
13.	Louisville	24-6	368	18
14.	Connecticut	23-6	356	16
15.	Purdue	23-6	314	19
16.	Vanderbilt	24-5	305	14
17.	Indiana	24-5	297	12
18.	Michigan State	23-6	283	15
19.	Notre Dame	22-6	246	17
20.	Marquette	21-7	141	21
21.	Drake	25-4	116	20
22.	Washington State	22-7	102	22
23.	Gonzaga	23-6	99	NR
24.	BYU	23-6	94	25
25.	Mississippi State	20-8	44	NR

2007-08 MISSISSIPPI STATE HOOPS NOTEBOOK

MSTATE NOW CHASING ALL-TIME SEC SINGLE-SEASON BLOCKS RECORDS

Having established a new all-time, single-season school standard for blocked shots for the second straight season (228 blocks this season after 222 last year), the Bulldogs continue to rank second nationally in blocks as a team (behind national leader Connecticut; 8.83 bpg) with an average of 8.14 blocks per game. At the team's present pace, this year's State squad looks to easily eclipse both the current SEC all-time, single-season marks for blocked shots (240 blks in 39 gms by 1997-98 Kentucky team) and blocks-per-game average (7.03 bpg by 1989-90 LSU club).

Having tipped off the 2008 calendar year with four consecutive games with 10 or more blocks, including 16 and 15 rejects in back-to-back outings against Georgia and Kentucky on Jan. 12 and 15, respectively, the Bulldogs have reached double digits in blocks nine times this season. Also in SEC play this season, MSU was credited with 10 blocks against Tennessee and LSU.

Individually this season, sophomore center **Jarvis Varnado** maintains his position as the nation's No. 1 shot-blocker (4.86 bpg) ahead of Alabama A&M's **Mickell Gladness** (4.48 bpg). Varnado has had 15 outings this season with at least five blocks, including a trio of school-record, 10-block efforts (Kentucky, Georgia & Miami, Fla.). Now with a school-record 136 blocks this season, Varnado stands fourth on the SEC's all-time, single-season blocks list and looks to challenge **Shaquille O'Neal's** current league standard of 157 blocks set at LSU in 1991-92. Amazingly with his 136 swats on the year, Varnado has more blocks individually this season than nine SEC teams. Varnado also already ranks second on the school's all-time list with 203 blocks in just 63 career outings (3.22 bpg), trailing only current Dallas Mavericks veteran center **Erick Dampier** (249 blks in 93 gms for 2.68 bpg; 1994-96) on MSU's career blocks chart.

MSU AND HOYAS BATTLE FOR TOP SPOT IN FG PERCENTAGE DEFENSE

Having limited 10 of their 14 SEC opponents to less than 40 percent shooting from the field, as well as holding the opposition to a collective 35.9 percent (411-of-1144 FGs) accuracy mark from the field over the last 18 games (since Dec. 19 at Loyola Marymount), the Bulldogs continue to rank second among the nation's leaders in field-goal percentage defense (.367) behind Georgetown (.362). MState is bidding to establish a new modern-day (post-1964), single-season Southeastern Conference record for field-goal percentage defense currently owned by the 1964-65 Tennessee team (.374).

This season, the Bulldogs have yet to allow an opponent to shoot 50 percent from the field (South Alabama shot 49.1%). In fact, 18 of MSU's 28 foes have been held under 40 percent field-goal shooting on the year, including four opponents held under 30 percent. During the team's current three-game winning streak, MSU has limited Florida (22-61 FGs for 36.1%), Auburn (28-71 FGs for 39.4%) and South Carolina (20-65 FGs for 30.8%) all under the 40-percent mark.

The Bulldogs limited their first three opponents of the 2008 calendar year -- Georgia (16-65 FGs for 24.6%), LSU (14-66 FGs for 21.2%) and Lafayette (19-72 FGs for 26.4%) -- all below the 30-percent mark from the field. MState also held Louisiana Tech to just 27.4 percent accuracy (17-62 FGs) from the field in the season opener. On the season, six MSU foes have been limited to less than 20 made field goals in a game, including Georgia (16), LSU (14) and Lafayette (19), as well as Loyola Marymount (19), UC Irvine (19) and Louisiana Tech (17). Three other MSU opponents this season (Southern Illinois, Alabama-road & South Carolina) have managed just 20 field goals made.

MSU'S JAMONT GORDON TABBED FOR PAIR OF PRESTIGIOUS AWARDS

Mississippi State junior all-America candidate **Jamont Gordon** has been selected as a midseason top 30 candidate for this year's John R. Wooden Award, as well as being named one of 16 national finalists for the 2008 Bob Cousy Award presented by The Hartford, which is annually presented to the nation's top collegiate point guard.

Gordon ranks fifth in the SEC in scoring (17.1 ppg), third in assists (4.79 apg) and 16th in rebounding (6.2 rpg) for all games. In conference action, he stands 12th in scoring (16.6 ppg), second in assists (5.00 apg), tied for 15th in rebounding (5.9 rpg), tied for 10th in made 3-pointers per game (2.21/gm), 13th in three-point percentage (.352), and 15th in free-throw percentage (.675).

A native of Nashville, Gordon ranks 10th on MSU's all-time scoring list with 1,452 career points, fourth with 450 career assists and 16th with 626 career rebounds. During his 93-game MSU playing career (all starts), Gordon is averaging 15.6 points, 6.7 rebounds and 4.8 assists per outing. He has now scored in double figures in 81 of 93 career games with 23 efforts of 20 or more points (12 this season) and 13 career double-doubles, including last year's triple-double against Vanderbilt.

Gordon presently ranks as the lone active non-senior NCAA Division I men's basketball player to have amassed 1,400 career points, 600 career rebounds and 400 career assists, along with rating as one of only two D1 men's players to average 17.0 points, 6.0 rebounds and 4.5 assists on the year.

BULLDOGS HAVE THREE TRIPLE-DOUBLES OVER LAST FOUR SEASONS

Including **Jarvis Varnado's** triple-double performance (10 points, 12 rebounds & 10 blocks) against Kentucky during ESPN's Super Tuesday telecast on Jan. 15, Mississippi State has now recorded three triple-doubles over the past four seasons - all by different players.

A native of Brownsville, Tenn., Varnado (nicknamed 'SWAT' and the benefactor of a 7-foot-4-inch wingspan) is currently the nation's No. 1 shot-blocker at 4.86 rejects per contest. Varnado was credited with seven triple-doubles as an all-state senior at Brownsville's Haywood High School.

Last season (Feb. 21, 2007) during MSU's 83-70 home win over 17th-ranked Vanderbilt, then-sophomore **Jamont Gordon** totalled 15 points, 12 rebounds and 10 assists against the Commodores. Four years ago (Nov. 21, 2004), All-American **Lawrence Roberts** registered the first officially recorded triple-double in Mississippi State men's basketball history with 18 points, 11 rebounds and 12 assists in the Bulldogs' 98-69 home triumph over Nicholls State.

According to research providing by STATS out of Chicago, Mississippi State has accounted for three of the five triple-doubles registered by Southeastern Conference members dating back to the 1996-97 campaign (Florida's **Corey Brewer** and **Chuck Eidson** of South Carolina are the others).

MSTATE'S FIRST-EVER NCAA TOURNAMENT TEAM TO BE HONORED

Mississippi State's first-ever NCAA Tournament basketball team from 1962-63 is scheduled to be recognized during Saturday's MSU-LSU contest in Starkville. Players and staff members from the 1962-63 State squad will be honored during a reception and banquet Friday night on the MSU campus as well as being recognized at halftime of Saturday's MSU-LSU home game.

Later this month at Detroit's COBO Convention Center in conjunction with the 2008 NCAA men's basketball regional, MSU's 1962-63 basketball team, along with the 1963 national champion Loyola (Ill.) club, will be honored guests of the NCAA. Slated for Saturday, March 29 in Detroit, a special private reception and reunion featuring both teams will be held in which a special screening of the "Game of Change" documentary will be shown.

Guided by the late **Babe McCarthy**, the 1962-63 MSU squad dropped a 61-51 first-round decision to eventual NCAA Champion Loyola (Ill.) before claiming a 65-60 consolation win over Bowling Green at the NCAA Midwest Regional played at the Jenison Field House in East Lansing, Mich.

STANSBURY BECOMES MSTATE'S ALL-TIME WINNINGEST HOOPS COACH

Now in his 10th season at the Mississippi State helm with a career head coaching record of 205-112 (.647), **Rick Stansbury** earlier this season surpassed his former mentor **Richard Williams** (191-163; 1987-98) to become the school's all-time winningest men's basketball coach with the Bulldogs' 95-70 victory at Texas A&M-Corpus Christi on Dec. 21, 2007.

The Bulldogs have averaged 20.6 wins per season and have participated in postseason tournament play seven times (4 NCAA & 3 NIT) in the nine previous seasons since Stansbury became MSU's head coach in 1998. Prior to Stansbury's hiring as head coach, the Bulldogs had made seven total prior postseason tournament appearances in the school's 86 previous seasons of competition.

In addition, Stansbury currently trails only Williams (89) and **Babe McCarthy** (88) for career Southeastern Conference coaching wins in school history. Having guided the Bulldogs to the 2002 SEC Tournament title, SEC Western Division crowns in 2008, 2007, 2004 and 2003, and an outright SEC overall championship in 2004, Stansbury currently sports a career coaching mark of 86-72 (.544) in regular-season conference action.

STANSBURY MOVES TO 19TH PLACE ON SEC'S ALL-TIME WINS CHART

Having surpassed his former mentor **Richard Williams** as Mississippi State's all-time winningest basketball coach with the Bulldogs' 95-70 road win over Texas A&M-Corpus Christi on Dec. 21, 10th-year MSU head coach **Rick Stansbury** also recently became the 20th head basketball coach in Southeastern Conference history to reach the 200-win mark with MSU's 73-66 home triumph over Alabama on Feb. 6. Now with a 10-year head coaching record of 205-112 (.647), Stansbury has moved ahead of **Eddie Fogler** (204-165 at Vanderbilt & South Carolina) into 19th place and now trails No. 18 **Don DeVoe** (211-158 at Tennessee & Florida) by six victories on the league's all-time wins list.

In addition to recently becoming the 20th all-time member of the SEC's 200-win club, Stansbury is currently ranked 18th in winning percentage (.647) among the SEC's all-time listing of men's basketball coaches with a minimum of 100 wins at a league school. Stansbury presently trails only Florida's 12th-year head coach **Billy Donovan** among the SEC's current head basketball coaches in both career victories and career winning percentage (with a minimum of 100 wins at an SEC school).

In his 10th season at the Mississippi State helm after succeeding Williams as MSU's 18th head basketball coach on March 13, 1998, Stansbury is presently tied with Alabama's **Mark Gottfried** as the second-most tenured current head men's basketball coach in the SEC behind Donovan.

MSU RATES FIRST AMONG WINNINGEST SEC WEST TEAMS SINCE 1998-99

Since 10th-year head coach **Rick Stansbury** took over Mississippi State's basketball coaching duties from **Richard Williams** in 1998, the Bulldogs rate as the winningest SEC Western Division team and the third-winningest hoops program overall in the league behind perennial SEC Eastern Division front-runners Florida and Kentucky. Over the last 10 seasons, MSU's composite record of 205-112 (.647) ranks behind only two-time defending NCAA champion Florida [255-79 (.763)] and Kentucky [244-90 (.731)].

In regular-season SEC play, the Bulldogs (86-72) hold a six-game lead over Alabama (80-78) to continue to rank as the winningest SEC Western Division program, while ranking fourth overall in the league (also behind SEC East foes Kentucky, Florida & Tennessee), since 1998-99.

Additionally, Mississippi State ranks tied for fifth behind Kentucky (17-5), Florida (15-6), Arkansas (11-8) and South Carolina (10-9) in collective SEC Tournament wins dating back to the 1999 postseason. MSU (9-8) is tied with LSU (9-9) with nine victories each in SEC Tournament play since 1999, including a league tournament title in 2002 and a school-first second straight appearance in the SEC Tournament championship game the following year.

TRACKING THE WINNINGEST SEC HOOPS PROGRAMS SINCE 1998-99

School	Overall Record	School	SEC Record	School	SECT Record
Florida	255-79 (.763)	Kentucky	116-42 (.734)	Kentucky	17-5 (.773)
Kentucky	244-90 (.731)	Florida	108-50 (.684)	Florida	15-6 (.714)
Mississippi State	205-112 (.647)	Tennessee	95-63 (.601)	Arkansas	11-8 (.579)
Tennessee	202-108 (.652)	Mississippi State	86-72 (.544)	South Carolina	10-9 (.526)
Alabama	196-122 (.616)	Alabama	80-78 (.506)	MSU/LSU	9-8 (.529)/9-9 (.500)

MSU SHOOTS FOR EIGHTH POSTSEASON BID DURING STANSBURY ERA

Heading into the last week of the 2007-08 regular season with a 20-8 overall record, 11-3 SEC mark and three-game lead in the SEC West, the Bulldogs appear to be on target to earn their eighth postseason tournament berth under the direction of 10th-year head coach **Rick Stansbury**. Over the past decade, MSU has made four NCAA Tournament appearances and three NIT showings.

Prior to Stansbury's hiring as MSU's head coach in 1998, Mississippi State had made seven total prior postseason tournament appearances (4 NCAA & 3 NIT) in the 86 previous seasons of basketball competition. In addition to doubling the school's all-time postseason tournament appearances in just nine seasons at the State helm, the Bulldogs' recent run of four straight NCAA Tournament berths (2002-05) also doubled the prior school record of back-to-back NCAA appearances previously set in 1994-95 (NCAA Sweet 16) and 1995-96 (NCAA Final Four) by **Richard Williams'** MSU clubs.

All total during 95 previous seasons of collegiate basketball competition at Mississippi State, the Bulldogs have now made 14 all-time postseason tournament appearances, including last year's sixth NIT berth in school history. MState has now compiled a 6-5 composite record in six NIT appearances (2007, 2001, 1999, 1994, 1990 & 1979), including last year's national semifinal-round showing in New York City and the team's quarterfinal-round NIT effort in 2001.

MSU has also put together a collective 10-8 record during eight all-time appearances in the NCAA Tournament, including four straight NCAA tourney showings under Stansbury's guidance earlier this decade (2002-05).

MISSISSIPPI STATE'S ALL-TIME POSTSEASON TOURNAMENT APPEARANCES (14)

Season	Coach	Overall Record	SEC Record	SEC Finish	Final Rankings	Postseason
2006-07	Stansbury	21-14 .600	8-8 .500	T-1st (West)		NIT Semifinals
2004-05	Stansbury	23-11 .676	9-7 .563	3rd (West)		NCAA 2nd Round
2003-04	Stansbury	26-4 .867	14-2 .875	1st	#8 AP/ #13 ESPN	NCAA 2nd Round
2002-03	Stansbury	21-10 .677	9-7 .563	1st (West)	#20 AP	NCAA 1st Round
2001-02	Stansbury	27-8 .771	10-6 .625	2nd (West)	#17 AP/ #21 ESPN	NCAA 2nd Round
2000-01	Stansbury	18-13 .581	7-9 .438	T-4th (West)		NIT Quarterfinals
1998-99	Stansbury	20-13 .606	8-8 .500	T-3rd (West)		NIT First Round
1995-96	Williams	26-8 .765	10-6 .625	1st (West)	#19 AP/ #4 CNN	NCAA Final Four
1994-95	Williams	22-8 .733	12-4 .750	T-1st (West)	#18 AP/ #12 CNN	NCAA Sweet 16
1993-94	Williams	18-11 .621	9-7 .563	3rd (West)		NIT First Round
1990-91	Williams	20-9 .690	13-5 .722	T-1st	#21 AP/ #18 UPI	NCAA 1st Round
1989-90	Williams	16-14 .533	7-11 .389	T-8th		NIT 2nd Round
1978-79	Hatfield	19-9 .679	11-7 .611	T-3rd		NIT 1st Round
1962-63	McCarthy	22-6 .786	12-2 .857	1st	#6 AP/ #7 UPI	NCAA (1stR-Cons)

2007-08 BULLDOG BASKETBALL NOTEBOOK

♦ Including a current 11-game losing skid against ranked opponents played away from the friendly confines of Humphrey Coliseum, the Bulldogs own a composite mark of 16-42 versus Top 25 teams during the Rick Stansbury era (since 1998-99)... With a 2-20 road mark against ranked league foes over the past decade, MSU's lone SEC road wins over Top 25 clubs came during its 2003-04 SEC championship season with road triumphs over No. 22 South Carolina (79-75 in OT on Feb. 11, 2004) and No. 17 Florida (79-68 on Jan. 21, 2004)... Additionally, MState is 8-13 at home vs. ranked SEC opponents; 3-5 in regular-season tournaments; 3-3 in SEC Tournaments; and 0-1 in NCAA Tournaments during the Stansbury era.

♦ The Bulldogs' current No. 25 ranking in the *USA Today*/ESPN coaches' poll marks the second time this season they've been ranked (No. 25 in coaches' poll the week of Jan. 28)... Prior to this year, MState was last ranked in the Top 25 the week of Jan. 24, 2005 (No. 24 in AP & 22 in coaches' poll).

♦ MSU currently ranks among the top three team leaders in seven defensive statistical categories both for all games and conference games only:

Stat Category	All Games	SEC Games
Scoring Defense	1st (63.9 ppg)	1st (64.4 ppg)
FG Pct. Defense	1st (36.7%)	1st (36.2%)
3-Point FG Pct. Defense	2nd (31.1%)	2nd (29.6%)
Rebounding	1st (40.9 rpg)	3rd (39.5 rpg)
Rebounding Margin	2nd (+5.3 rpg)	T-2nd (+3.2 rpg)
Defensive Rebounds	1st (28.50 drpg)	1st (28.43 drpg)
Blocked Shots	1st (8.14 bpg)	1st (8.29 bpg)

♦ With four players (Gordon, Rhodes, Stewart & Hansbrough) currently averaging 10 or more points per game on the season, the Bulldogs have had four players score in double figures in 13 of 28 contests this season (12-1 record in those games)... MSU has had four players score in twin digits five times during league play, including five double-digit scorers in home wins over SEC West foes Auburn and Ole Miss.

♦ According to research provided by STATS out of Chicago, Mississippi State ranks as one of only five NCAA Division I schools to have three different players record triple-doubles since 1996-97... The other schools are Arizona, Cincinnati, Connecticut and Grambling State... MSU's trio of triple-double achievers over the past four seasons are sophomore Jarvis Varnado (this season vs. Kentucky), now-junior Jamont Gordon (last season as a sophomore vs. Vanderbilt) and Lawrence Roberts (2004-05 vs. Nicholls State).

♦ With a composite overall record of 153-70 (.686) during the past seven seasons combined, the Bulldogs are tied for 28th nationally with Winthrop, Ohio State and Michigan State (and ranked third among SEC teams behind Florida and Kentucky) among the winningest NCAA Division I men's basketball programs dating back to the 2001-02 season, according to STATS out of Chicago.

♦ Since inter-divisional league play began in 1991-92, the Bulldogs are 96-80 versus the SEC West (61-23 at home & 30-55 on the road) and 56-65 against the SEC East (32-19 at home & 16-34 on the road)... In SEC Tournaments since 1991-92, MSU is 5-2 versus the SEC West and 8-12 against the SEC East... During the Rick Stansbury era of Bulldog basketball, MState is 62-43 against the SEC West and 33-37 versus the SEC East.

♦ During the Rick Stansbury era of MSU basketball, the Bulldogs are: 165-25 when leading at half-time (19-2 this year); 143-29 when shooting 45% or better from the field (13-1); 167-51 when the opposition shoots less than 45% from the field (18-6); 171-64 when out-rebounding (or tying) the opponent (18-4); 128-22 when holding the opposition to 65 points or less (13-2); 42-41 in games decided by five points or less (2-3); 10-7 in overtime games (1-0); and 16-42 vs. ranked opponents (1-2).

THE LAST MEETING...

MSU 83, #17 VANDERBILT 70 Feb. 21, 2007 • STARKVILLE, MS

The Bulldogs never trailed in notching their fourth consecutive league victory with an impressive 83-70 homecourt triumph over 17th-ranked Vanderbilt last season at MSU's Humphrey Coliseum.

The win snapped State's 13-game losing streak against nationally ranked opponents.

With MSU's Charles Rhodes setting the tone with a pair of emphatic dunks in the first minute of play, the Bulldogs (16-10, 7-6) bolted to a 10-point lead (14-4) four minutes into the contest. Shooting 58 percent (18-of-31 FGs and 5-of-12 treys) from the field in the opening half, State held a comfortable 45-27 halftime advantage.

After Delk staked MSU to a 21-point lead with a 3-pointer to open the second-half scoring, the Bulldogs maintained at least a 20-point cushion through the first dozen minutes of the closing period. A 13-3 Vanderbilt run over a four-minute span late in the half cut the 25-point deficit to 15 points (69-54) by the 5:33 mark. However, Rhodes immediately answered with a three-point play, and the Bulldogs were never threatened again. Only after MSU emptied its bench with a little over a minute remaining and Vanderbilt (18-9, 8-5) resorted to launching 3-pointers did the Commodores manage to score the game's last eight points to trim the misleading final margin to 13.

For the game, MState shot 53 percent from the field and matched its season high with 22 assists coming on 31 total field goals. The Bulldogs also owned a 41-30 rebounding advantage.

Rhodes paced four double-digit State scorers with a game-high 23 points on 9-of-12 field goals, while Dietric Slater followed with a season-high 18 points. But the individual story in the game for MSU was Nashville native Gordon, who registered just the second triple-double in recorded school history with 15 points, a game-high 12 rebounds and a career-most 10 assists. With leading scorer Derrick Byars limited to just seven points (2-9 FGs), Vanderbilt was led by Dan Cage and Shan Foster with 12 and 11 points, respectively.

VANDERBILT (18-9, 8-5)

Player	FG	3FG	FT	RB	PF	PT	A	Min
Byars	2-9	1-5	2-2	2	3	7	5	26
Foster	4-11	3-9	0-0	3	1	11	1	33
Neltner	2-5	0-0	2-3	4	3	6	1	20
Gordon	1-5	1-4	0-0	1	2	3	1	19
Cage	4-8	4-8	0-0	3	4	12	1	28
Beal	1-4	1-2	5-6	4	3	8	4	19
Metcalfe	1-1	0-0	0-0	1	0	2	0	4
Brown	4-6	0-0	0-2	8	1	8	2	19
Drake	2-4	1-2	0-0	2	0	5	2	13
Skuchas	4-6	0-0	0-0	1	4	8	0	19
Team				1				
TOTALS	25-59	11-30	9-13	30	21	70	17	200

MISSISSIPPI STATE (16-10, 7-6)

Player	FG	3FG	FT	RB	PF	PT	A	Min
Ri. Delk	1-2	0-1	2-2	3	3	4	2	24
Slater	7-14	0-1	4-6	7	3	18	1	26
Rhodes	9-12	0-1	5-8	8	3	23	2	29
Re. Delk	5-9	3-7	0-3	1	0	13	3	28
Gordon	5-10	4-7	1-4	12	1	15	10	33
Begley	0-0	0-0	0-0	0	0	0	0	1
Stewart	2-5	1-3	0-0	1	0	5	2	22
Iupe	0-1	0-1	0-0	0	0	0	0	1
Hansbrough	0-2	0-2	0-0	2	2	0	2	16
Varnado	2-2	0-0	0-0	2	0	4	0	11
Stelmach	0-1	0-1	1-2	2	2	1	0	9
Team				3				
TOTALS	31-58	8-24	13-25	41	14	83	22	200

Halftime: MSU 45, VU 27. FG%: MSU 53.4%, VU 42.4%. 3FG%: MSU 33.3%, VU 36.7%. FT%: MSU 52.0%, VU 69.2%. Turnovers: MSU 15 (Stewart, Hansbrough 3), VU 14 (Byars 4). Blocked Shots: MSU 4 (Rhodes 2), VU 0. Steals: MSU 8 (Gordon 2), VU 8 (Brown 3). Officials: Doug Shows, Joe Lindsay, Les Jones. Technicals: Ri. Delk (MSU), Beal (VU). Attendance: 9,832.

MSU EARNS TOP 25 RANKING FOR FIFTH TIME DURING STANSBURY ERA

With their No. 25 ranking a month ago in the USA Today/ESPN Top 25 coaches poll, coach Rick Stansbury's Bulldogs broke a three-year drought (60 weeks in the coaches' poll) of being unranked in either poll. Having clinched the SEC Western Division title outright and secured another 20-win campaign following Saturday's 68-59 win at Florida, Mississippi State is back at the No. 25 position in this week's coaches' poll. However, MState's continuous streak of being absent from The Associated Press Top 25 poll has been extended to 62 weeks (since AP doesn't have a post-tournament poll). Earlier in the decade, MState had earned national rankings during four consecutive seasons en route to making four straight NCAA Tournament appearances (2002-05).

Most recently prior to this season, the 2004-05 MSU club was ranked in both polls during each of the year's first 12 weeks, peaking at No. 11 in the AP Top 25 (15th in coaches poll) the week of Jan. 10, 2005. However, three weeks later (Jan. 31), the Bulldogs fell out of both polls and were not ranked again over the final eight weeks of the campaign. Prior to this season, MState was last ranked in the Top 25 (No. 24 in AP & No. 22 in the coaches poll) on Jan. 24, 2005.

The year prior after only receiving votes for the majority of the non-conference portion of the 2003-04 schedule, Mississippi State appeared in the Top 25 for the first time in the Dec. 29 wire service poll (24th), while having to wait a couple of weeks before cracking the coaches poll at No. 24 in the Jan. 12 rankings. In posting a 26-4 overall record (12-0 on the road) and 14-2 conference mark en route to claiming their first outright SEC championship since 1962-63, the 2003-04 Bulldogs (also known as 'The Road Warriors') were ranked in the AP Top 25 for the final 12 weeks of the season. Featured in the top 10 of both national polls during a seven-week stretch beginning in February, MSU's season-best No. 4 ranking in the Associated Press poll during the weeks of March 8 and Feb. 16 marked the school's highest national ranking in the AP poll since finishing the 1961-62 campaign ranked fourth by both the AP and UPI after posting records of 24-1 overall and 13-1 in SEC play.

In 2002-03, MSU was ranked in the Top 25 of the coaches poll for the entire season, but slipped out of the AP Top 25 for just one week (March 10) to narrowly miss becoming the first State team since coach **Babe McCarthy's** 1958-59 MSU club to remain ranked in the AP poll for an entire season. Ranked as high as No. 7 nationally in the AP's Jan. 6 poll (No. 8 in the coaches poll), the 2002-03 Bulldogs finished the year ranked 20th in the final AP poll.

Stansbury's 2001-02 State squad became the first Bulldog team to earn a Top 25 ranking since coach **Richard Williams' 1995-96** Final Four contingent. After claiming a 74-69 overtime home win over then-No. 6 Kentucky on Jan. 5, 2002, MSU earned a No. 22 ranking in the AP poll and a No. 24 rating in the coaches poll. The Bulldogs fell out of the rankings the following week, but jumped back in with a season-best No. 17 national AP ranking (18th in the coaches poll) after claiming the 2002 SEC Tournament title. In setting a new school mark with 27 wins, the 2001-02 Bulldogs were ranked 17th by AP and 21st by the coaches in the final polls.

NATIONALLY RANKED MSTATE TEAMS DURING THE RICK STANSBURY ERA

Season	Coach	Overall Record	SEC Record	SEC Finish	Rank (High/ Final)	Postseason
2007-08	Stansbury	20-8 .714	11-3 .786	1st (West)	#25 ESPN	
2004-05	Stansbury	23-11 .676	9-7 .563	3rd (West)	#11 AP/ NR	NCAA 2nd Round
2003-04	Stansbury	26-4 .867	14-2 .875	1st	#4 AP/ #8 AP	NCAA 2nd Round
2002-03	Stansbury	21-10 .677	9-7 .563	1st (West)	#7 AP/ #20 AP	NCAA 1st Round
2001-02	Stansbury	27-8 .771	10-6 .625	2nd (West)	#17 AP/ #17 AP	NCAA 2nd Round

MISSISSIPPI STATE TO TAKE PART IN 2008 SEC/BIG EAST INVITATIONAL

In an announcement made last month by ESPN Regional Television, in conjunction with the BIG EAST Conference and the Southeastern Conference, the Mississippi State Bulldogs will participate in the second annual SEC/BIG EAST Invitational next basketball season.

The 2008 SEC/BIG EAST Invitational, an ERT owned and operated event that features four games over two nights, will be played Dec. 16, 2008 at Nashville's Sommet Center and Dec. 18 at Cincinnati's U.S. Bank Arena and will be televised by ESPN and ESPN2. The annual event matches four teams from the BIG EAST Conference against four teams from the Southeastern Conference.

On Dec. 18 of this year, MState will take on the University of Cincinnati Bearcats at the U.S. Bank Arena in Cincinnati. In addition, the University of Mississippi will meet the Louisville Cardinals in Cincinnati. On Dec. 16 in Nashville, the Vanderbilt Commodores will face South Florida, while Marquette squares off with the Tennessee Volunteers.

Earlier this season during the inaugural SEC/BIG EAST Invitational, the then-No. 21 Villanova Wildcats overcame a 21-point deficit and scored 13 points in the final three minutes, including a four-point play, to claim a come-from-behind 68-67 victory over the LSU Tigers at the Wachovia Center in Philadelphia. The Gamecocks of South Carolina beat Providence by the same margin (68-67) in the opener in Philadelphia. At the BJCC Arena in Birmingham, Ala., Georgetown knocked off the Alabama Crimson Tide, 70-60, and West Virginia bested Auburn, 88-59.

Tickets for the 2008 SEC/BIG EAST Invitational are expected to go on sale in late summer. For more information, fans can visit www.bigeastsecinvitational.com or ESPN-plus.com, home of ESPN Regional Television.

BULLDOGS SIGN OSBY AND BOST DURING EARLY-SIGNING PERIOD

Mississippi State University signed **Romero Osby** of Meridian's Northeast Lauderdale High School and **Dee Bost** of Hargrave Military Academy in Virginia during the early-signing period.

A 6-foot-8, 230-pound forward, Osby was named All-State First Team by *The Clarion-Ledger* newspaper a year ago after averaging 24.0 points, 11.3 rebounds, 3.6 assists and 3.0 blocks per game. The consensus top 50 national prospect helped lead coach **Lewis Lightsey's** 2006-07 Trojans to a 25-10 record and a quarterfinal-round appearance in the North Mississippi 4A tournament. Most recently, Osby was selected as the most valuable defensive player of the 2007 Mississippi Association of Coaches All-Star Game after posting game-high totals of 21 points and 16 rebounds to help lead the North team to a 117-86 victory over the South squad.

Bost, a 6-foot-2, 170-pound guard out of Concord, N.C., currently competes as a post-graduate player for coach **Kevin Keatts** at Hargrave Military Academy in Chatham, Va. A two-sport standout at Concord (N.C.) High School, Bost became the first athlete in North Carolina history to collect championship-game MVP honors for both basketball and football in the same season. For his collective efforts last season, he was named the *Charlotte Observer's* NCHSAA Male Athlete of the Year for 2006-07 after leading the Concord Spiders to North Carolina's 3A basketball and football state championships. Bost averaged 17.8 points, five rebounds and four assists per game this past year in leading coach **Andy Poplin's** CHS team to the 3A state hoops crown.

UPDATED MISSISSIPPI STATE CAREER LEADERS

POINTS SCORED

<i>Name</i>	<i>Seasons</i>	<i>G</i>	<i>Pts</i>	<i>Avg</i>
1. Jeff Malone	1980-83	110	2142	19.5
2. Bailey Howell	1957-59	75	2030	27.1
3. Jim Ashmore	1954-57	93	1918	20.6
4. Rickey Brown	1977-80	107	1838	17.2
5. Ray White	1976-79	100	1652	16.5
6. Darryl Wilson	1994-96	93	1619	17.4
7. Jerry Jenkins	1973-75	78	1503	19.3
8. Tony Watts	1989-92	113	1491	13.2
9. Cameron Burns	1989-91	87	1460	16.8
10. Jamont Gordon	2006-08	93	1452	15.6
11. Charles Rhodes	2005-08	104	1317	12.7
12. Tang Hamilton	1998-01	123	1307	10.6
13. Rich Knarr	1973-76	97	1305	13.5
14. Timmy Bowers	2001-04	116	1300	11.2
15. Jack Bouldin	1970-72	75	1257	16.8
16. Jerry Graves	1959-61	74	1245	16.8
17. Erick Dampier	1994-96	93	1231	13.2
18. Dave Williams	1966-68	76	1219	16.0
Leland Mitchell	1961-63	78	1219	15.6
20. Mario Austin	2001-03	91	1199	13.2
21. Marckell Patterson	1999-02	122	1168	9.6
22. Gary Hooker	1976-78	80	1144	14.3
23. Wiley Peck	1976-79	107	1136	10.6
24. Greg Carter	1988-91	114	1123	9.9
25. Tyrone Washington	1996-99	123	1119	9.1
26. W.D. "Red" Stroud	1961-63	74	1116	15.1
27. Larry Fry	1973-75	78	1079	13.8
28. Lawrence Roberts	2004-05	62	1048	16.9
29. Greg Lockhart	1986-89	100	1042	10.4

FIELD GOALS MADE

<i>Name</i>	<i>Seasons</i>	<i>G</i>	<i>FGM</i>	<i>FGA</i>
1. Jeff Malone	1980-83	110	906	1768
2. Rickey Brown	1977-80	107	774	1624
3. Jim Ashmore	1954-57	93	706	1694
4. Ray White	1976-79	100	684	1414
5. Bailey Howell	1957-59	75	674	1285
6. Jerry Jenkins	1973-75	78	603	1305
7. Cameron Burns	1989-91	87	563	959
8. Tony Watts	1989-92	113	561	1217
9. Rich Knarr	1973-76	97	542	1246
10. Charles Rhodes	2005-08	104	516	921
-- Jamont Gordon	2006-08	93	480	1148

FIELD GOALS ATTEMPTED

<i>Name</i>	<i>Seasons</i>	<i>G</i>	<i>FGM</i>	<i>FGA</i>
1. Jeff Malone	1980-83	110	906	1768
2. Jim Ashmore	1954-57	93	706	1694
3. Rickey Brown	1977-80	107	774	1624
4. Ray White	1976-79	100	684	1414
5. Jerry Jenkins	1973-75	78	603	1305
6. Bailey Howell	1957-59	75	674	1285
7. Rich Knarr	1973-76	97	542	1246
8. Tony Watts	1989-92	113	561	1217
9. Jack Bouldin	1970-72	75	511	1191
10. Dave Williams	1966-68	76	492	1163
-- Jamont Gordon	2006-08	93	480	1148

FIELD GOAL PERCENTAGE (MIN. 200 FGA)

<i>Name</i>	<i>Seasons</i>	<i>FGM</i>	<i>FGA</i>	<i>Pct</i>
1. Jarvis Varnado	2007-08	163	253	.644
2. Bill Singletary	1972-74	192	305	.630
3. Tony Robinson	1984-85	161	269	.599
4. David Domingue	1991-94	125	210	.595
5. Erick Dampier	1994-96	481	819	.587
6. Cameron Burns	1989-91	563	959	.587
7. Wiley Peck	1976-79	439	759	.578
8. Ervin Dillon	1985-86	152	265	.574
9. Larry Fry	1973-75	431	761	.566
10. Robert Jackson	1999-01	323	574	.563
-- Charles Rhodes	2005-08	516	921	.560

3-POINT FIELD GOALS MADE

<i>Name</i>	<i>Seasons</i>	<i>G</i>	<i>FGM</i>	<i>FGA</i>
1. Darryl Wilson	1994-96	93	258	645
2. Timmy Bowers	2001-04	116	197	533
3. Tony Watts	1989-92	113	166	449
4. Marcus Grant	1992-95	105	164	461
5. Bart Hyche	1996-99	119	161	483
6. Winsome Frazier	2002-05	106	160	462
7. Tang Hamilton	1998-01	123	132	408
8. Antonio Jackson	2000-01	61	124	351
9. Reginald Delk	2006-07	65	122	322
10. Jamont Gordon	2006-08	93	121	381
-- Barry Stewart	2007-08	63	119	321
-- Ben Hansbrough	2007-08	59	97	249

3-POINT FIELD GOALS ATT.

<i>Name</i>	<i>Seasons</i>	<i>G</i>	<i>FGM</i>	<i>FGA</i>
1. Darryl Wilson	1994-96	93	258	645
2. Timmy Bowers	2001-04	116	197	533
3. Bart Hyche	1996-99	119	161	483
4. Winsome Frazier	2002-05	106	160	462
5. Marcus Grant	1992-95	105	164	461
6. Tony Watts	1989-92	113	166	449
7. Tang Hamilton	1998-01	123	132	408
8. Jamont Gordon	2006-08	93	121	381
9. Antonio Jackson	2000-01	61	124	351
10. Reginald Delk	2006-07	65	122	322
-- Barry Stewart	2007-08	63	119	321

3-POINT FIELD GOAL PCT. (MIN. 100 FGA)

<i>Name</i>	<i>Seasons</i>	<i>FGM</i>	<i>FGA</i>	<i>Pct</i>
1. Shane Power	2004-05	95	228	.417
2. Marcus Bullard	1995-96	99	243	.407
3. Darryl Wilson	1994-96	258	645	.400
4. Ben Hansbrough	2007-08	97	249	.390
5. Orien Watson	1991-93	71	187	.380
6. Reginald Delk	2006-07	122	322	.379
7. Brad Smith	1990-92	62	166	.374
8. Doug Hartsfield	1988-91	111	299	.371
9. Barry Stewart	2007-08	119	321	.371
10. Tony Watts	1989-92	166	449	.370

FREE THROWS MADE

<i>Name</i>	<i>Seasons</i>	<i>G</i>	<i>FTM</i>	<i>FTA</i>
1. Bailey Howell	1957-59	75	682	892
2. Jim Ashmore	1954-57	93	506	683
3. Jerry Graves	1959-61	74	467	587
4. Darryl Wilson	1994-96	93	439	541
5. Jamont Gordon	2006-08	93	371	542
6. Cameron Burns	1989-91	87	334	534
7. Lawrence Roberts	2004-05	62	332	515
8. Jeff Malone	1980-83	110	330	408
9. Jerry Jenkins	1973-75	78	297	368
10. Red Stroud	1961-63	74	296	359
-- Charles Rhodes	2005-08	104	276	399

FREE THROWS ATTEMPTED

<i>Name</i>	<i>Seasons</i>	<i>G</i>	<i>FTM</i>	<i>FTA</i>
1. Bailey Howell	1957-59	75	682	892
2. Jim Ashmore	1954-57	93	506	683
3. Jerry Graves	1959-61	74	467	587
4. Jamont Gordon	2006-08	93	371	542
5. Darryl Wilson	1994-96	93	439	541
6. Cameron Burns	1989-91	87	334	534
7. Lawrence Roberts	2004-05	62	332	515
8. Erick Dampier	1994-96	93	269	475
9. Wiley Peck	1976-79	107	258	456
10. Mario Austin	2001-03	91	279	423
-- Charles Rhodes	2005-08	104	276	399

REBOUNDS

<i>Name</i>	<i>Seasons</i>	<i>G</i>	<i>Rebs</i>	<i>Avg</i>
1. Bailey Howell	1957-59	75	1277	17.0
2. Rickey Brown	1977-80	107	1092	10.2
3. Wiley Peck	1976-79	107	964	9.0
4. Erick Dampier	1994-96	93	859	9.2
5. Tyrone Washington	1996-99	123	847	6.9
6. Kalpatrick Wells	1980-83	110	830	7.5
7. Dave Williams	1966-68	76	772	10.2
8. Jack Houston	1952-55	76	753	9.9
9. Jerry Graves	1959-61	74	713	9.6
10. Leland Mitchell	1961-63	78	705	9.0
11. Tang Hamilton	1998-01	123	677	5.5
12. Charles Hull	1958-60	75	661	8.8
13. Lawrence Roberts	2004-05	62	654	10.5
14. Charles Rhodes	2005-08	104	634	6.1
15. Larry Fry	1973-75	78	628	8.1
16. Jamont Gordon	2006-08	93	626	6.7
17. Greg Carter	1988-91	114	611	5.4
18. Joe Dan Gold	1961-63	77	600	7.8
19. Terry Kusnierz	1972-74	76	592	7.8
20. Cameron Burns	1989-91	87	571	6.6

ASSISTS

<i>Name</i>	<i>Seasons</i>	<i>G</i>	<i>Asst</i>	<i>Avg</i>
1. Derrick Zimmerman	2000-03	127	514	4.0
2. Al Perry	1975-78	102	510	5.0
3. Chuck Evans	1992-93	57	454	8.0
4. Jamont Gordon	2006-08	93	450	4.8
5. Doug Hartsfield	1988-91	114	413	3.6
6. Jack Bouldin	1970-72	75	357	4.8
7. Detrick White	1998-99	63	351	5.6
8. Butch Pierre	1981-84	105	342	3.3
9. Rich Knarr	1973-76	97	326	3.4
10. Ray White	1976-79	100	314	3.1

BLOCKED SHOTS

<i>Name</i>	<i>Seasons</i>	<i>G</i>	<i>BS</i>	<i>Avg</i>
1. Erick Dampier	1994-96	93	249	2.7
2. Jarvis Varnado	2007-08	63	203	3.2
3. Tyrone Washington	1996-99	123	198	1.6
4. Kalpatrick Wells	1980-83	110	183	1.7
5. Rickey Brown	1977-80	107	163	1.5
6. Charles Rhodes	2005-08	104	134	1.3
7. Wiley Peck	1976-79	107	117	1.1
8. Derrick Zimmerman	2000-03	127	89	0.7
9. Marcus Campbell	2002-05	122	87	0.7
10. Marcus Grant	1992-95	105	72	0.7

STEALS

<i>Name</i>	<i>Seasons</i>	<i>G</i>	<i>Stl</i>	<i>Avg</i>
1. Ray White	1976-79	100	217	2.2
2. Derrick Zimmerman	2000-03	127	205	1.6
3. Chuck Evans	1992-93	57	165	2.9
4. Timmy Bowers	2001-04	116	161	1.4
5. Tony Watts	1989-92	113	154	1.4
6. Winsome Frazier	2002-05	106	147	1.4
7. Darryl Wilson	1994-96	93	140	1.5
8. Terry Lewis	1980-83	90	139	1.5
9. Al Perry	1975-78	102	127	1.2
10. Greg Lockhart	1986-89	100	122	1.2
-- Jamont Gordon	2006-08	93	114	1.2

UPDATED MISSISSIPPI STATE SEASON LEADERS

POINTS SCORED

<u>Name</u>	<u>Season</u>	<u>G</u>	<u>Pts</u>	<u>Avg</u>
1. Jeff Malone	1982-83	29	777	26.8
2. Jim Ashmore	1956-57	25	708	28.3
3. Bailey Howell	1957-58	25	695	27.8
4. Bailey Howell	1958-59	25	688	27.5
5. Bailey Howell	1956-57	25	647	25.9
6. Darryl Wilson	1995-96	34	613	18.0
7. Jerry Jenkins	1974-75	26	575	22.1
8. Mario Austin	2001-02	35	565	16.1
9. Jamont Gordon	2006-07	35	561	16.0
10. Rickey Brown	1979-80	27	553	20.5
-- Jamont Gordon	2007-08	28	478	17.1

FIELD GOALS MADE

<u>Name</u>	<u>Season</u>	<u>FGM</u>	<u>FGA</u>	<u>Pct</u>
1. Jeff Malone	1982-83	323	608	.531
2. Jim Ashmore	1956-57	270	616	.438
3. Rickey Brown	1979-80	231	471	.490
4. Bailey Howell	1958-59	231	464	.498
5. Jerry Jenkins	1974-75	227	469	.484
6. Bailey Howell	1957-58	226	439	.515
7. Jeff Malone	1981-82	225	410	.549
8. Rickey Brown	1976-77	225	443	.508
9. Jeff Malone	1980-81	219	447	.490
10. Bailey Howell	1956-57	217	382	.568
-- Charles Rhodes	2007-08	163	291	.560
-- Jamont Gordon	2007-08	160	375	.427

FIELD GOALS ATTEMPTED

<u>Name</u>	<u>Season</u>	<u>FGM</u>	<u>FGA</u>	<u>Pct</u>
1. Jim Ashmore	1956-57	270	616	.438
2. Jeff Malone	1982-83	323	608	.531
3. Rickey Brown	1979-80	231	471	.490
4. Jerry Jenkins	1974-75	227	469	.484
5. Jim Ashmore	1954-55	193	465	.415
6. Bailey Howell	1958-59	231	464	.498
7. Jim Ashmore	1955-56	186	455	.409
8. Dave Williams	1965-66	212	453	.468
9. Jeff Malone	1980-81	219	447	.490
10. Rickey Brown	1976-77	225	443	.508
-- Jamont Gordon	2007-08	160	375	.427

FIELD GOAL PERCENTAGE (MIN. 125 FGA)

<u>Name</u>	<u>Season</u>	<u>FGM</u>	<u>FGA</u>	<u>Pct</u>
1. Cameron Burns	1988-89	167	249	.671
2. Bill Singletary	1973-74	125	188	.665
3. Wiley Peck	1978-79	154	239	.644
4. Jarvis Varnado	2007-08	88	137	.642
5. Erick Dampier	1994-95	153	239	.640
6. Tony Robinson	1984-85	104	167	.623
7. Ervin Dillon	1984-85	85	140	.607
8. Larry Fry	1973-74	141	233	.605
9. Butch Pierre	1981-82	80	133	.602
10. Robert Jackson	1999-00	133	222	.599

3-POINT FIELD GOALS MADE

<u>Name</u>	<u>Season</u>	<u>FGM</u>	<u>FGA</u>	<u>Pct</u>
1. Darryl Wilson	1995-96	97	237	.409
2. Darryl Wilson	1994-95	94	227	.414
3. Bart Hyche	1996-97	75	205	.366
4. Timmy Bowers	2003-04	71	202	.351
5. Timmy Bowers	2002-03	70	170	.412
6. Marcus Bullard	1995-96	70	172	.407
7. Barry Stewart	2006-07	68	174	.391
8. Darryl Wilson	1993-94	67	181	.370
9. Antonio Jackson	1999-00	65	169	.385
10. Reginald Delk	2006-07	63	178	.354
11. Marcus Grant	1994-95	63	172	.366
-- Jamont Gordon	2007-08	52	156	.333
-- Barry Stewart	2007-08	51	147	.347
-- Ben Hansbrough	2007-08	50	135	.370

3-POINT FIELD GOALS ATT.

<u>Name</u>	<u>Season</u>	<u>FGM</u>	<u>FGA</u>	<u>Pct</u>
1. Darryl Wilson	1995-96	97	237	.409
2. Darryl Wilson	1994-95	94	227	.414
3. Bart Hyche	1996-97	75	205	.366
4. Timmy Bowers	2003-04	71	202	.351
5. Winsome Frazier	2003-04	62	184	.337
6. Antonio Jackson	2000-01	59	182	.324
7. Darryl Wilson	1993-94	67	181	.370
8. Reginald Delk	2006-07	63	178	.354
9. Detrick White	1998-99	58	176	.330
10. Barry Stewart	2006-07	68	174	.391
-- Jamont Gordon	2007-08	52	156	.333
-- Barry Stewart	2007-08	51	147	.347
-- Ben Hansbrough	2007-08	50	135	.370

FREE THROWS MADE

<u>Name</u>	<u>Season</u>	<u>FTM</u>	<u>FTA</u>	<u>Pct</u>
1. Bailey Howell	1957-58	243	315	.771
2. Bailey Howell	1958-59	226	292	.774
3. Jerry Graves	1960-61	216	270	.800
4. Bailey Howell	1956-57	213	285	.747
5. Lawrence Roberts	2004-05	188	288	.653
6. Jerry Graves	1959-60	173	216	.801
7. Jim Ashmore	1956-57	168	237	.709
8. Jim Ashmore	1955-56	164	214	.766
9. Darryl Wilson	1995-96	160	201	.796
10. Jamont Gordon	2006-07	157	222	.707
-- Jamont Gordon	2007-08	106	153	.693

FREE THROWS ATTEMPTED

<u>Name</u>	<u>Season</u>	<u>FTM</u>	<u>FTA</u>	<u>Pct</u>
1. Bailey Howell	1957-58	243	315	.771
2. Bailey Howell	1958-59	226	292	.774
3. Lawrence Roberts	2004-05	188	288	.653
4. Bailey Howell	1956-57	213	285	.747
5. Jerry Graves	1960-61	216	270	.800
6. Jim Ashmore	1956-57	168	237	.709
7. Coyte Vance	1951-52	147	231	.636
8. Lawrence Roberts	2003-04	144	227	.634
9. Jamont Gordon	2006-07	157	222	.707
10. Mario Austin	2001-02	146	222	.658
-- Jamont Gordon	2007-08	106	153	.693

ASSISTS

<u>Name</u>	<u>Season</u>	<u>G</u>	<u>Asst</u>	<u>Avg</u>
1. Chuck Evans	1992-93	29	235	8.1
2. Chuck Evans	1991-92	28	219	7.8
3. Derrick Zimmerman	2001-02	35	210	6.0
4. Al Perry	1975-76	26	207	8.0
5. Al Perry	1976-77	27	199	7.4
6. Jamont Gordon	2006-07	35	187	5.3
7. Detrick White	1998-99	33	185	5.6
8. Marcus Bullard	1995-96	34	175	5.2
9. Derrick Zimmerman	2002-03	31	172	5.5
10. Detrick White	1997-98	30	166	5.5
-- Jamont Gordon	2007-08	28	134	4.8

BLOCKED SHOTS

<u>Name</u>	<u>Season</u>	<u>G</u>	<u>BS</u>	<u>Avg</u>
1. Jarvis Varnado	2007-08	28	136	4.9
2. Erick Dampier	1995-96	34	106	3.1
3. Erick Dampier	1994-95	30	78	2.6
4. Jarvis Varnado	2006-07	35	67	1.9
5. Tyrone Washington	1998-99	33	65	2.0
6. Erick Dampier	1993-94	29	65	2.2
7. Charles Rhodes	2006-07	34	64	1.9
8. Kalpatrick Wells	1982-83	29	63	2.2
9. Tyrone Washington	1997-98	29	61	2.1
10. Tyrone Washington	1996-97	30	59	2.0

ALL-TIME SEC SEASON BLOCKED SHOTS LEADERS

<u>Name (Team)</u>	<u>Season</u>	<u>G</u>	<u>BS</u>	<u>Avg</u>
1. Shaquille O'Neal (LSU)	1991-92	30	157	5.2
2. Roy Rogers (Alabama)	1995-96	32	156	4.9
3. Shaquille O'Neal (LSU)	1990-91	28	140	5.0
4. Jarvis Varnado (MSU)	2007-08	28	136	4.9
5. Kyle Davis (Auburn)	2002-03	34	126	3.7
6. Robert Horry (Alabama)	1991-92	35	121	3.5
7. Shaquille O'Neal (LSU)	1989-90	32	115	3.6
8. Erick Dampier (MSU)	1995-96	34	106	3.1
9. Steven Hill (Arkansas)	2006-07	35	99	2.8
10. Tyrus Thomas (LSU)	2005-06	32	99	3.1

MSU CURRENT PLAYER CAREER STATISTICAL UPDATE

DOUBLE-DOUBLE HISTORY CURRENT MSU PLAYERS

CHARLES RHODES (13)

2-9-08 at Auburn -- 17 points & 10 rebounds
2-2-08 vs. Tennessee -- 15 points & 10 rebounds
1-30-08 at Arkansas -- 11 points & 15 rebounds
12-21-07 at Texas A&M-Corpus Christi -- 26 pts & 10 rebs
12-19-07 at Loyola Marymount -- 14 points & 10 rebounds
11-25-07 vs. Miami [OH] -- 25 points & 10 rebounds
11-22-07 vs. UC Irvine -- 11 points & 11 rebounds

3-27-07 vs. West Virginia-NIT -- 10 points & 10 rebounds
1-7-07 at Tennessee -- 15 points & 10 rebounds

2-22-06 at Auburn -- 17 points & 11 rebounds
2-4-06 vs. Auburn -- 21 points & 19 rebounds
2-1-06 vs. Kentucky -- 21 points & 11 rebounds
12-15-05 vs. Jacksonville St. -- 24 points & 18 rebounds

JAMONT GORDON (13)

2-9-08 at Auburn -- 24 points & 13 rebounds
2-6-08 vs. Alabama -- 17 points & 10 assists
11-15-07 vs. Clemson -- 23 points & 12 rebounds

3-17-07 vs. Bradley-NIT -- 20 points & 10 assists
3-9-07 vs. Kentucky-SECT -- 26 points & 11 rebounds
2-21-07 vs. Vanderbilt -- 15 pts, 12 rebs & 10 asts
1-20-07 vs. Auburn -- 11 points & 11 rebounds
1-7-07 at Tennessee -- 25 points & 11 rebounds
11-29-06 vs. Charlotte -- 20 points & 12 rebounds

3-9-06 vs. S. Carolina-SECT -- 11 points & 11 rebounds
2-25-06 vs. Georgia -- 13 points & 12 rebounds
1-18-06 vs. LSU -- 17 points & 13 rebounds
12-10-05 vs. Troy -- 17 points & 10 rebounds

JARVIS VARNADO (6)

3-1-08 at Florida -- 11 points & 11 rebounds
2-16-08 vs. Arkansas -- 10 points & 10 rebounds
1-15-08 vs. Kentucky -- 10 pts, 12 rebs & 10 blks
1-9-08 at LSU -- 13 points & 17 rebounds
1-5-08 vs. Lafayette -- 16 points & 12 rebounds

12-21-06 vs. New Orleans -- 13 points & 15 rebounds

BRIAN JOHNSON (1)

3-20-06 vs. Clemson-NIT -- 13 points & 13 rebounds

BARRY STEWART (1)

11-10-07 vs. Louisiana Tech -- 13 points & 11 rebounds

PHIL TURNER (1)

12-30-07 vs. Missouri -- 12 points & 10 rebounds

CAREER 20-POINT GAMES

JAMONT GORDON (23)

27 at Alabama (2-7-07)
26 vs. Kentucky-SECT (3-9-07)
25 at Loyola Marymount (12-19-07)
25 vs. Southeastern Louisiana (12-8-07)
25 at Tennessee (1-7-07)
24 at Auburn (2-9-08)
24 at Arkansas (1-30-08)
24 at Alabama (1-19-08)
24 vs. Kentucky (1-15-08)
24 vs. Texas A&M-Corpus Christi (12-2-06)
23 vs. Clemson (11-15-07)
23 at Arkansas (2-28-07)
21 vs. Louisiana Tech (11-10-07)
21 vs. Winthrop (11-18-06)
20 vs. Auburn (2-27-08)
20 at Mississippi (2-20-08)
20 vs. Missouri (12-30-07)
20 vs. Southern Illinois (11-23-07)
20 vs. Bradley-NIT (3-17-07)
20 at Mississippi (1-30-07)
20 vs. Charlotte (11-29-06)
20 vs. Liberty (12-19-05)
20 vs. Santa Clara (12-3-05)

CHARLES RHODES (19)

30 vs. Auburn (2-27-08)
27 vs. Georgia (2-25-06)
26 vs. Mississippi (1-26-08)
26 at Texas A&M-Corpus Christi (12-21-07)
25 vs. Miami [OH] (11-25-07)
25 at Auburn (2-10-07)
25 vs. New Orleans (12-21-06)
24 at South Carolina (2-23-08)
24 vs. Arkansas (2-16-08)
24 at Mississippi (1-30-07)
24 at Mississippi (1-14-06)
24 vs. Jacksonville State (12-15-05)
23 vs. Vanderbilt (2-21-07)
22 vs. Murray State (12-1-07)
22 at Arkansas (2-28-07)
21 vs. Mississippi Valley State-NIT (3-13-07)
21 vs. Auburn (2-4-06)
21 vs. Kentucky (2-1-06)
20 at Clemson (11-21-06)

BARRY STEWART (4)

24 vs. Missouri (12-30-07)
22 vs. Auburn (1-20-07)
22 at Miami [FL] (12-11-06)
21 vs. Tennessee (2-2-08)

BEN HANSBROUGH (4)

23 vs. Texas A&M-Corpus Christi (12-2-06)
20 at Florida (3-1-08)
20 at Auburn (2-9-08)
20 vs. UT Martin (11-17-07)

CAREER 10-ASSIST GAMES

JAMONT GORDON (3)

10 vs. Alabama (2-6-08)
10 vs. Bradley-NIT (3-17-07)
10 vs. Vanderbilt (2-21-07)

CAREER 10-BLOCK GAMES

JARVIS VARNADO (3)

10 vs. Kentucky (1-15-08)
10 vs. Georgia (1-12-08)
10 vs. Miami [FL] (12-13-07)

CAREER 10-REBOUND GAMES

CHARLES RHODES (14)

19 vs. Auburn (2-4-06)
18 vs. Jacksonville State (12-15-05)
15 at Arkansas (1-30-08)
12 at Kentucky (1-13-07)
11 vs. UC Irvine (11-22-07)
11 at Auburn (2-22-06)
11 vs. Kentucky (2-1-06)
10 at Auburn (2-9-08)
10 vs. Tennessee (2-2-08)
10 at Texas A&M-Corpus Christi (12-21-07)
10 at Loyola Marymount (12-19-07)
10 vs. Miami [OH] (11-25-07)
10 vs. West Virginia-NIT (3-27-07)
10 at Tennessee (1-7-07)

JAMONT GORDON (13)

13 at Auburn (2-9-08)
13 at South Alabama (12-15-07)
13 vs. LSU (1-18-06)
12 vs. Clemson (11-15-07)
12 vs. Vanderbilt (2-21-07)
12 vs. Charlotte (11-29-06)
12 vs. Georgia (2-25-06)
11 vs. Kentucky-SECT (3-9-07)
11 vs. Auburn (1-20-07)
11 at Tennessee (1-7-07)
11 at Clemson (11-21-06)
11 vs. South Carolina-SECT (3-9-06)
10 vs. Troy (12-10-05)

JARVIS VARNADO (11)

17 at LSU (1-9-08)
16 vs. UT Martin (11-17-07)
15 vs. New Orleans (12-21-06)
12 at South Carolina (2-23-08)
12 vs. Kentucky (1-15-08)
12 vs. Lafayette (1-5-08)
12 vs. Clemson (11-15-07)
12 vs. Bradley-NIT (3-17-07)
11 at Florida (3-1-08)
10 vs. Arkansas (2-16-08)
10 at South Alabama (12-15-07)

BRIAN JOHNSON (2)

13 vs. Clemson-NIT (3-20-06)
10 vs. Missouri State-NIT (3-22-06)

BARRY STEWART (1)

11 vs. Louisiana Tech (11-10-07)

PHIL TURNER (1)

10 vs. Missouri (12-30-07)

2007-08

PRESEASON SEC MEDIA POLL

EASTERN DIVISION

1. Tennessee* (30).....	180
2. Kentucky	142
3. Florida	103
4. Vanderbilt	98
5. Georgia	69
6. South Carolina	38

WESTERN DIVISION

1. Arkansas (18).....	168
2. Mississippi State (10)	148
3. Alabama (1).....	111
4. Auburn (1).....	94
5. LSU	63
6. Mississippi.....	46

First-place votes are listed in parentheses;

** - Unanimous selection*

SEC Champion: Tennessee (28); Miss. State (2)

FIRST TEAM PRESEASON ALL-SEC

Richard Hendrix, Alabama

Patrick Beverley, Arkansas

Jamont Gordon, Mississippi State (2)

Chris Lofton, Tennessee (27)

Shan Foster, Vanderbilt

SECOND TEAM PRESEASON ALL-SEC

Steven Hill, Arkansas

Charles Rhodes, Mississippi State

Tasmin Mitchell, LSU

Dwayne Curtis, Mississippi

Tyler Smith, Tennessee (1)

Player of the Year votes are listed in parentheses.

2007-08

PRESEASON COACHES ALL-SEC

FIRST TEAM PRESEASON ALL-SEC

Richard Hendrix, Alabama#

Patrick Beverley, Arkansas

Ramel Bradley, Kentucky

Tasmin Mitchell, LSU#

Jamont Gordon, Mississippi State#

Charles Rhodes, Mississippi State

Chris Lofton, Tennessee#

Shan Foster, Vanderbilt#

SECOND TEAM PRESEASON ALL-SEC

Alonzo Gee, Alabama

Steven Hill, Arkansas

Charles Thomas, Arkansas

Sonny Weems, Arkansas

Marreese Speights, Florida

Sundiata Gaines, Georgia

Joe Crawford, Kentucky

Dwayne Curtis, Mississippi

JaJuan Smith, Tennessee

Tyler Smith, Tennessee

- Unanimous Selection; Ties are not broken

2007-08 MISSISSIPPI STATE UNIVERSITY BULLDOGS

<u>No</u>	<u>NAME</u>	<u>Pos</u>	<u>Ht</u>	<u>Wt</u>	<u>Cl</u>	<u>EXP</u>	<u>HOMETOWN (PREVIOUS SCHOOL)</u>
2	Ravern Johnson	G/F	6-7	175	Fr.	HS	Lyon, MS (Coahoma County HS)
3	Billy Begley	G	6-1	190	Sr.	3L	Henderson, KY (Notre Dame Prep [MA])
10	Joseph Iupe	G	6-1	160	So.	1L	Madison, MS (Madison Central HS)
11	Ben Hansbrough	G	6-3	205	So.	1L	Poplar Bluff, MO (Poplar Bluff HS)
14	Rod Bryant	G	6-1	165	Fr.	HS	Birmingham, AL (G.W. Carver HS)
15	Riley Benock	G	6-4	180	Fr.	HS	Battletown, KY (Meade County HS)
21	Brian Johnson	F/C	6-9	245	Jr.	TR	Laurinburg, NC (Univ. of Louisville)
22	Barry Stewart	G	6-2	170	So.	1L	Shelbyville, TN (Shelbyville Central HS)
23	Charles Rhodes	F/C	6-8	245	Sr.	3L	Jackson, MS (Lanier HS)
24	Kodi Augustus	F	6-8	220	Fr.	PS	Baton Rouge, LA (Maine Central Inst.)
25	Phil Turner	G	6-3	170	Fr.	RS	Grenada, MS (Grenada HS)
32	Jarvis Varnado	F/C	6-9	210	So.	1L	Brownsville, TN (Haywood HS)
33	Brandon Bolen	G	6-3	195	Fr.	HS	Madison, MS (Madison-Ridgeland Acad.)
44	Jamont Gordon	G/F	6-4	230	Jr.	2L	Nashville, TN (Oak Hill Academy [VA])
45	Elgin Bailey	F/C	6-8	265	Fr.	HS	New Orleans, LA (Belaire HS)

Head Coach: Rick Stansbury (Campbellsville, 1982 - 10th year)

Asst. Coach: Robert Kirby (Pan American, 1983 - 10th year)

Asst. Coach: Phil Cunningham (Campbellsville, 1990 - 8th year)

Asst. Coach: Marcus Grant (Mississippi State, 1995 - 4th year)

Coord. of BB Ops: Talvis Franklin (Miss. State, 2007 - 1st year)

PRONUNCIATION GUIDE

Riley Benock: BEE-knock

Ben Hansbrough: HANDS-bro

Joseph Iupe: Eye-YOOP

Ravern Johnson: RAY-vern

Jarvis Varnado: Vur-NAR-doe

MISSISSIPPI STATE BASKETBALL ROSTER BREAKDOWN

By Class:

<u>Seniors</u>	<u>Juniors</u>	<u>Sophomores</u>	<u>Freshmen</u>
Begley	Gordon	Hansbrough	Augustus
Rhodes	B. Johnson	Iupe	Bailey
		Stewart	Benock
		Varnado	Bolen
			Bryant
			R. Johnson
			Turner

By State/Country:

Mississippi (5): Bolen, Iupe, R. Johnson, Rhodes, Turner
Tennessee (3): Gordon, Stewart, Varnado
Kentucky (2): Begley, Benock
Louisiana (2): Augustus, Bailey
Alabama (1): Bryant
Missouri (1): Hansbrough
North Carolina (1): B. Johnson

2007-08 SEC MEN'S BASKETBALL STANDINGS

(Through Games of March 2, 2008)

WESTERN DIVISION

<u>Team</u>	<u>SEC</u>	<u>Pct.</u>	<u>Overall</u>	<u>Pct.</u>
Miss. State@	11-3	.786	20-8	.714
Arkansas	8-6	.571	19-9	.679
Mississippi	5-9	.357	19-9	.679
LSU	5-9	.357	12-16	.429
Alabama	4-10	.286	15-14	.517
Auburn	4-10	.286	14-13	.519

EASTERN DIVISION

<u>Team</u>	<u>SEC</u>	<u>Pct.</u>	<u>Overall</u>	<u>Pct.</u>
Tennessee#	12-2	.857	26-3	.897
Kentucky	10-4	.714	16-11	.593
Vanderbilt.....	9-5	.643	24-5	.828
Florida.....	8-6	.571	21-8	.724
South Carolina.....	5-9	.357	13-15	.464
Georgia.....	3-11	.214	12-15	.444

@ - SEC West Champion; # - Claimed a share of SEC East title

THIS WEEK'S SEC MEN'S BASKETBALL SCHEDULE

Tuesday, March 4, 2008

Arkansas at Mississippi [ESPN] - 8 p.m. CT

Wednesday, March 5, 2008

Kentucky at South Carolina [RS] - 7 p.m. ET

Georgia at Auburn - 7 p.m. CT

Alabama at LSU [CST] - 7 p.m. CT

Mississippi State at Vanderbilt - 7 p.m. ET

Tennessee at Florida [RS] - 9 p.m. ET

Saturday, March 8, 2008

Vanderbilt at Alabama [RS] - 1 p.m. CT

LSU at Mississippi State [RS] - 3 p.m. CT

Mississippi at Georgia - 4 p.m. ET

Auburn at Arkansas [ESPN Classic] - 5 p.m. CT

Sunday, March 9, 2008

Florida at Kentucky [CBS] - Noon ET

South Carolina at Tennessee [RS] - 2 p.m. ET

MSU in the SEC (Thru All Games of March 2)

TEAM RANKINGS

Category	Stats	SEC Rank
Scoring	72.9 ppg	7th
Scoring Defense	63.9 ppg	1st
Scoring Margin	+9.0 ppg	3rd
Rebounding	40.9 rpg	1st
Opp. Rebounds	35.6 rpg	8th
Rebound Margin	+5.3 rpg	2nd
Off. Rebounds	12.43 rpg	6th
Def. Rebounds	28.50 rpg	1st
FG Percentage	46.7%	4th
Opp. FG Pct.	36.7%	1st
3-pt FG Pct.	34.4%	9th
Opp. 3-pt FG Pct.	31.1%	2nd
3-pt FGs/game	7.18/gm	7th
FT Percentage	63.2%	11th
Assists	13.50 apg	8th
Blocks	8.14 bpg	1st
Steals	6.32 spg	9th
Turnover Margin	-2.75	12th
Assist:TO Ratio	0.86	9th

INDIVIDUAL RANKINGS

Category	Player (Stats)	SEC Rank
Scoring	Gordon (17.1 ppg)	5th
	Rhodes (16.2 ppg)	9th
	Stewart (12.0 ppg)	28th
Rebounding	Varnado (8.1 rpg)	4th
	Rhodes (7.4 rpg)	7th
	Gordon (6.2 rpg)	16th
Off. Rebs	Rhodes (2.84 orpg)	T-4th
	Varnado (2.36 orpg)	10th
Def. Rebs	Varnado (5.79 drpg)	3rd
	Gordon (4.89 drpg)	7th
	Rhodes (4.56 drpg)	10th
FG Pct.	Rhodes (56.0%)	6th
3FG Pct.	Hansbrough (37.0%)	7th
3-pt FG/gm	Hansbrough (2.08/gm)	10th
	Gordon (1.86/gm)	T-13th
	Stewart (1.82/gm)	15th
FT Pct.	Gordon (69.3%)	13th
Assists	Gordon (4.79 apg)	3rd
Blocks	Varnado (4.86 bpg)	1st
	Rhodes (1.32 bpg)	10th
Steals	None qualify	
Ast:TO Ratio	None qualify	
Minutes	Stewart (34.93 mpg)	5th
	Gordon (33.68 mpg)	8th
	Hansbrough (32.29 mpg)	18th
	Rhodes (30.16 mpg)	28th

MSU in the SEC (Thru SEC Games of March 2)

TEAM RANKINGS

Category	Stats	SEC Rank
Scoring	70.7 ppg	8th
Scoring Defense	64.4 ppg	1st
Scoring Margin	+6.4 ppg	2nd
Rebounding	39.5 rpg	3rd
Opp. Rebounds	36.3 rpg	7th
Rebound Margin	+3.2 rpg	T-2nd
Off. Rebounds	11.07 rpg	9th
Def. Rebounds	28.43 rpg	1st
FG Percentage	46.8%	1st
Opp. FG Pct.	36.2%	1st
3-pt FG Pct.	35.3%	5th
Opp. 3-pt FG Pct.	29.6%	2nd
3-pt FGs/game	7.21/gm	T-6th
FT Percentage	64.1%	10th
Assists	12.50 apg	8th
Blocks	8.29 bpg	1st
Steals	5.07 spg	T-11th
Turnover Margin	-4.43	12th
Assist:TO Ratio	0.83	9th

INDIVIDUAL RANKINGS

Category	Player (Stats)	SEC Rank
Scoring	Rhodes (16.7 ppg)	T-10th
	Gordon (16.6 ppg)	12th
	Stewart (11.7 ppg)	27th
Rebounding	Varnado (8.3 rpg)	T-5th
	Rhodes (7.5 rpg)	8th
	Gordon (5.9 rpg)	T-15th
Off. Rebs	Rhodes (2.69 orpg)	7th
Def. Rebs	Varnado (6.36 drpg)	2nd
	Gordon (5.00 drpg)	7th
	Rhodes (4.77 drpg)	8th
FG Pct.	Rhodes (56.7%)	4th
3FG Pct.	Gordon (35.2%)	13th
3-pt FG/gm	Gordon (2.21/gm)	T-10th
FT Pct.	Rhodes (69.2%)	13th
	Gordon (67.5%)	15th
Assists	Gordon (5.00 apg)	2nd
Blocks	Varnado (5.00 bpg)	1st
	Rhodes (1.31 bpg)	9th
Steals	None qualify	
Ast:TO Ratio	Gordon (1.19)	15th
Minutes	Stewart (36.07 mpg)	6th
	Gordon (35.14 mpg)	9th
	Rhodes (31.92 mpg)	T-23rd

2007-08 PRESEASON HONORS

JAMONT GORDON

John R. Wooden Award Candidate

Naismith Trophy Candidate

Bob Cousy Award Candidate

First-team All-American (Rivals.com)

All-America Team (CollegeInsider.com)

Third-team All-American (Athlon Sports)

Third-team All-American (Collegehoops.net)

Nation's No. 1 Point Guard (Rivals.com)

Nation's Top Penetrator (Rivals.com)

Nation's No. 2 Shooting Guard (Lindy's)

Nation's No. 3 Slasher (Athlon Sports)

Consensus First-team All-SEC

SEC's Best Athlete (Sporting News Yearbook)

SEC's Best Penetrator (Sporting News Yearbook)

SEC's Most Versatile Player (Lindy's)

CHARLES RHODES

Honorable Mention All-American (Athlon Sports)

Nation's No. 8 Post Man (Athlon Sports)

Nation's No. 15 Center (Collegehoops.net)

Nation's No. 22 Center (Lindy's)

First-team All-SEC (Coaches poll)

Second-team All-SEC (Media poll)

MISSISSIPPI STATE TEAM

No. 17 (Rivals.com)

No. 23 (Collegehoops.net)

No. 25 (ESPN.com/Dick Vitale)

No. 30 (CBS Sportsline College Preview)

VANDERBILT (VU leads, 70-42)

Last MSU win: 83-70 (2006-07)
Last VU win: 80-52 (2005-06)
Current MSU win streak: 1
Biggest MSU win: 76-48 (1994-95)
Biggest VU win: 90-43 (1948-49)
Most MSU points: 110 (1979-80)
Most VU points: 120 (1968-69)

AT STARKVILLE (MSU leads, 30-21)

Last MSU win: 83-70 (2006-07)
Last VU win: 80-39 (1992-93)
Current MSU win streak: 7
Biggest MSU win: 76-48 (1994-95)
Biggest VU win: 80-39 (1992-93)
Most MSU points: 110 (1979-80)
Most VU points: 120 (1968-69)

AT NASHVILLE (VU leads, 42-8)

Last MSU win: 72-69 (2003-04)
Last VU win: 80-52 (2005-06)
Current VU win streak: 1
Biggest MSU win: 66-43 (2001-02)
Biggest VU win: 90-43 (1948-49)
Most MSU points: 92 (1965-66)
Most VU points: 104 (1971-72)

AT NEUTRAL SITES (VU leads, 7-4)

Last MSU win: 76-58 (1998-99)
Last VU win: 74-70 (2003-04)
Current VU win streak: 2
Biggest MSU win: 76-58 (1998-99)
Biggest VU win: 73-40 (1938-39)
Most MSU points: 76 (twice)
Most VU points: 77 (1991-92)

MSU PLAYER CAREER STATISTICS VERSUS VANDERBILT

Player	G-GS	Mins	FGM-FGA	Pct	3GM-3GA	Pct	FTM-FTA	Pct	Rebounds	Ast	TO	BS	Stl	Points
Rhodes	2-2	57	15-22	.682	0-1	.000	12-17	.706	14-7.0	3	4	4	3	42-21.0
Gordon	2-2	65	7-23	.304	4-12	.333	2-6	.333	18-9.0	14	11	0	7	20-10.0
Stewart	1-0	22	2-5	.400	1-3	.333	0-0	.000	1-1.0	2	3	0	1	5-5.0
Varnado	1-0	11	2-2	1.000	0-0	.000	0-0	.000	2-2.0	0	2	1	0	4-4.0
Hansbrough	1-0	16	0-2	.000	0-2	.000	0-0	.000	2-2.0	2	3	0	1	0-0.0
lupe	1-0	1	0-1	.000	0-1	.000	0-0	.000	0-0.0	0	0	0	0	0-0.0
Begley	1-0	1	0-0	.000	0-0	.000	0-0	.000	0-0.0	0	0	0	0	0-0.0

LAST YEAR AT MSU...

MSU 83, #17 VANDERBILT 70 FEB. 21, 2007 • STARKVILLE, MS

The Bulldogs never trailed in notching their fourth consecutive league victory with an impressive 83-70 homecourt triumph over 17th-ranked Vanderbilt last season at MSU's Humphrey Coliseum.

The win snapped State's 13-game losing streak against nationally ranked opponents.

With MSU's Charles Rhodes setting the tone with a pair of emphatic dunks in the first minute of play, the Bulldogs (16-10, 7-6) bolted to a 10-point lead (14-4) four minutes into the contest. Shooting 58 percent (18-of-31 FGs and 5-of-12 treys) from the field in the opening half, State held a comfortable 45-27 halftime advantage.

After Delk staked MSU to a 21-point lead with a 3-pointer to open the second-half scoring, the Bulldogs maintained at least a 20-point cushion through the first dozen minutes of the closing period. A 13-3 Vanderbilt run over a four-minute span late in the half cut the 25-point deficit to 15 points (69-54) by the 5:33 mark. However, Rhodes immediately answered with a three-point play, and the Bulldogs were never threatened again. Only after MSU emptied its bench with a little over a minute remaining and Vanderbilt (18-9, 8-5) resorted to launching 3-pointers did the Commodores manage to score the game's last eight points to trim the misleading final margin to 13.

For the game, MState shot 53 percent from the field and matched its season high with 22 assists coming on 31 total field goals. The Bulldogs also owned a 41-30 rebounding advantage.

Rhodes paced four double-digit State scorers with a game-high 23 points on 9-of-12 field goals, while Dietric Slater followed with a season-high 18 points. But the individual story in the game for MSU was Nashville native Gordon, who registered just the second triple-double in recorded school history with 15 points, a game-high 12 rebounds and a career-most 10 assists. With leading scorer Derrick Byars limited to just seven points (2-9 FGs), Vanderbilt was led by Dan Cage and Shan Foster with 12 and 11 points, respectively.

VANDERBILT (18-9, 8-5)

Player	FG	3FG	FT	RB	PF	PT	A	Min
Byars	2-9	1-5	2-2	2	3	7	5	26
Foster	4-11	3-9	0-0	3	1	11	1	33
Neltner	2-5	0-0	2-3	4	3	6	1	20
Gordon	1-5	1-4	0-0	1	2	3	1	19
Cage	4-8	4-8	0-0	3	4	12	1	28
Beal	1-4	1-2	5-6	4	3	8	4	19
Metcalfe	1-1	0-0	0-0	1	0	2	0	4
Brown	4-6	0-0	0-2	8	1	8	2	19
Drake	2-4	1-2	0-0	2	0	5	2	13
Skuchas	4-6	0-0	0-0	1	4	8	0	19
Team				1				
TOTALS	25-59	11-30	9-13	30	21	70	17	200

MISSISSIPPI STATE (16-10, 7-6)

Player	FG	3FG	FT	RB	PF	PT	A	Min
Ri. Delk	1-2	0-1	2-2	3	3	4	2	24
Slater	7-14	0-1	4-6	7	3	18	1	26
Rhodes	9-12	0-1	5-8	8	3	23	2	29
Re. Delk	5-9	3-7	0-3	1	0	13	3	28
Gordon	5-10	4-7	1-4	12	1	15	10	33
Begley	0-0	0-0	0-0	0	0	0	0	1
Stewart	2-5	1-3	0-0	1	0	5	2	22
Iupe	0-1	0-1	0-0	0	0	0	0	1
Hansbrough	0-2	0-2	0-0	2	2	0	2	16
Varnado	2-2	0-0	0-0	2	0	4	0	11
Stelmach	0-1	0-1	1-2	2	2	1	0	9
Team				3				
TOTALS	31-58	8-24	13-25	41	14	83	22	200

Halftime: MSU 45, VU 27. FG%: MSU 53.4%, VU 42.4%. 3FG%: MSU 33.3%, VU 36.7%. FT%: MSU 52.0%, VU 69.2%. Turnovers: MSU 15 (Stewart, Hansbrough 3), VU 14 (Byars 4). Blocked Shots: MSU 4 (Rhodes 2), VU 0. Steals: MSU 8 (Gordon 2), VU 8 (Brown 3). Officials: Doug Shows, Joe Lindsay, Les Jones. Technicals: Ri. Delk (MSU), Beal (VU). Attendance: 9,832.

TWO YEARS AGO AT VU...

VANDERBILT 80, MSU 52 JAN. 21, 2006 • NASHVILLE, TN

The Bulldogs had their losing streak extended to four consecutive games by dropping an 80-52 decision to the homestanding Vanderbilt Commodores in front of 13,645 fans two years ago at VU's Memorial Gymnasium.

MSU's four-game league losing skid marked the team's longest since dropping five straight conference decisions in 1999-2000.

The Bulldogs (11-7, 1-4) got off to a very sluggish start by committing five turnovers in their first seven possessions of the contest. With MSU down by a single point (11-10) with 14:29 remaining in the opening period, the Commodores (12-4, 3-2) went on a 13-3 run to open up an 11-point advantage (24-13) midway through the half.

Shooting a red-hot 63 percent from the field in the opening half of play, Vanderbilt built a 46-24 halftime cushion. The Bulldogs shot just 35 percent in the opening 20 minutes, while being saddled with 11 first-half turnovers.

The Commodores continued to maintain their comfortable margin throughout the second stanza, as the closest MSU would get the rest of the way would be 17 points (61-44) midway through the closing period. Vandy shot 52 percent from the field in the second half, while State managed only 36 percent field-goal shooting.

For the contest, Vanderbilt became the first MSU opponent to shoot 50 percent or better from the field (58%) against the Bulldogs this season. State shot only 35 percent from the field for the game and was slowed by 21 turnovers.

Charles Rhodes was MSU's lone player in double figures with a game-high 19 points, while State freshman and Nashville native Jamont Gordon was limited to a season-low five points. DeMarre Carroll paced five double-digit Vanderbilt scorers with 18 points off the bench.

MISSISSIPPI STATE (11-7, 1-4)

Player	FG	3FG	FT	RB	PF	PT	A	Min
Rhodes	6-10	0-0	7-9	6	3	19	1	28
Gordon	2-13	0-5	1-2	6	4	5	4	32
Morgan	2-3	0-0	0-0	1	3	4	0	24
Edmondson	1-5	0-1	2-3	1	2	4	1	26
Slater	2-5	0-0	1-2	2	0	5	0	23
Ri. Delk	1-3	1-2	0-0	0	1	3	1	14
Boler	0-2	0-1	0-0	1	0	0	0	5
Re. Delk	2-4	1-3	1-2	1	1	6	1	20
Rimmer	0-1	0-0	0-0	0	0	0	0	5
Goodridge	2-2	0-0	2-4	4	3	6	1	15
Stelmach	0-3	0-2	0-0	0	0	0	0	8
Team				5				
TOTALS	18-51	2-14	14-22	27	17	52	9	200

VANDERBILT (12-4, 3-2)

Player	FG	3FG	FT	RB	PF	PT	A	Min
Foster	3-6	2-3	5-6	2	1	13	4	30
Terrell	1-4	0-0	0-0	9	3	2	8	31
Skuchas	3-3	0-0	3-4	3	3	9	0	18
Moore	4-6	2-4	0-0	2	3	10	4	23
Byars	5-8	2-4	1-1	2	0	13	2	28
Metcalfe	0-0	0-0	0-0	0	2	0	0	2
Hammond	1-1	0-0	0-0	0	0	2	0	1
Cage	4-8	3-6	0-0	0	2	11	1	21
Carroll	8-11	0-0	2-2	3	2	18	1	18
Gordon	1-4	0-1	0-0	1	0	2	4	18
Nwankwo	0-1	0-0	0-0	2	1	0	1	10
Team				4				
TOTALS	30-52	9-18	11-13	28	17	80	25	200

Halftime: VU 46, MSU 24. FG%: MSU 35.3%, VU 57.7%. 3FG%: MSU 14.3%, VU 50.0%. FT%: MSU 63.6%, VU 84.6%. Turnovers: MSU 21 (Gordon 9), VU 17 (Moore 5). Blocked Shots: MSU 4 (Rhodes, Morgan 2), VU 8 (Terrell 3). Steals: MSU 10 (Gordon 5), VU 9 (Four with 2). Officials: Pat Adams, Everett Summers, Antinio Petty. Technicals: None. Attendance: 13,645.

GAME #1 RECAP

MSU 75, LOUISIANA TECH 45 Nov. 10, 2007 • STARKVILLE, MS

The Bulldogs tipped off their 96th season of collegiate basketball competition by cruising to a 75-45 home triumph over Louisiana Tech at MSU's Humphrey Coliseum.

With MSU (1-0) trailing by four points (10-6) eight minutes into the contest, Charles Rhodes' back-to-back dunks helped spark the Bulldogs on a 24-4 run over the final nine minutes of the opening half to give the home team a comfortable 30-14 halftime advantage. The sluggish first half of play saw MState shoot just 32 percent from the field, while Louisiana Tech (0-1) struggled at 22 percent field-goal shooting.

The homestanding Bulldogs continued to remain in control during the second stanza, building a 20-point lead (37-17) by the 16:31 mark. With the visitors getting no close than 18 points (49-31 with 12:21 left) the rest of the way, the cushion increased to 30 points (61-31) by the 7:26 mark and ballooned to as many as 36 points (75-39) before MSU settled for the 30-point triumph. Five years ago in the last meeting between the two teams, MState pounded out an equally convincing 78-38 home victory over LTU.

While moving to 9-1 in season home openers during the Rick Stansbury era, the Bulldogs extended their home winning streak to eight consecutive games dating back to this past February. During that stretch, MSU's average margin of victory has been 20.1 points per home triumph.

Jamont Gordon paced four double-figure State scorers with a game-high 21 points. Charles Rhodes followed with 17 points, while Barry Stewart notched his first career double-double with 13 points and a career-high 11 rebounds. Kyle Gibson topped the visitors with his own double-double of 15 points and 15 boards.

LOUISIANA TECH (0-1)

Player	FG	3FG	FT	RB	PF	PT	A	Min
Rogers	1-4	0-0	0-0	9	3	2	1	21
Smith	3-11	0-0	0-0	7	1	6	0	29
Washington	2-6	1-3	0-0	3	1	5	1	31
Clark	2-4	2-3	0-0	3	0	6	2	14
Gibson	4-14	2-7	5-10	15	2	15	2	36
Loe	2-7	0-1	0-0	2	2	4	1	24
Mims	0-0	0-0	0-0	1	3	0	0	9
Lathan	1-10	1-5	0-0	3	3	3	0	20
Tims	2-6	0-1	0-0	4	3	4	0	16
Team				5				
TOTALS	17-62	6-20	5-10	52	18	45	7	200

MISSISSIPPI STATE (1-0)

Player	FG	3FG	FT	RB	PF	PT	A	Min
Rhodes	8-17	0-0	1-4	7	2	17	2	27
Varnado	1-5	0-0	2-2	5	1	4	0	26
Hansbrough	3-8	3-6	2-2	3	1	11	3	27
Stewart	5-10	1-5	2-3	11	2	13	3	26
Gordon	7-14	3-7	4-4	5	1	21	3	29
R. Johnson	0-2	0-0	0-0	1	1	0	0	4
Begley	0-1	0-0	0-0	0	0	0	0	1
Lupe	0-0	0-0	0-0	0	0	0	0	1
Bryant	0-0	0-0	0-0	0	0	0	0	1
Benock	1-3	1-3	0-0	1	1	3	0	11
B. Johnson	1-3	0-1	2-3	2	2	4	0	11
Augustus	0-2	0-2	0-0	2	1	0	0	9
Turner	0-3	0-1	0-0	4	1	0	2	18
Bolen	0-0	0-0	0-0	1	0	0	0	1
Bailey	1-3	0-0	0-2	1	0	2	0	8
Team				3				
TOTALS	27-71	8-25	13-20	46	13	75	13	200

Halftime: MSU 30, LTU 14. FG%: MSU 38.0%, LTU 27.4%. 3FG%: MSU 32.0%, LTU 30.0%. FT%: MSU 65.0%, LTU 50.0%. Turnovers: MSU 4 (Gordon 2), LTU 22 (Clark 4). Blocked Shots: MSU 10 (Varnado 6), LTU 3 (Gibson 2). Steals: MSU 6 (Gordon, Turner 2), LTU 3 (Rogers 2). Officials: Ted Valentine, Rick Crawford, Eugene Jr. Crawford. Attendance: 10,153.

GAME #2 RECAP

CLEMSON 84, MSU 82 Nov. 15, 2007 • STARKVILLE, MS

The Bulldogs had their eight-game home winning streak snapped by dropping a hard-fought 84-82 home decision to reigning NIT runner-up Clemson at MSU's Humphrey Coliseum.

The visiting Tigers (2-0) led for most of the opening 20 minutes of play. Following a second tie (13-13) nine minutes into the contest, Clemson scored eight unanswered points to take an eight-point lead (21-13) with 9:18 remaining in the half. The Bulldogs (1-1) would cut the deficit to two points (23-21) two minutes later, but Clemson responded with a dunk and a 3-pointer to re-establish control of the game and go on to take a 39-32 halftime advantage.

The visitors continued to maintain the lead for the opening 11 minutes of the second stanza, before MSU went on a 9-0 run midway through the half to take a 54-52 lead on a Charles Rhodes dunk at the 8:17 mark. Seven lead changes and two ties ensued over the next four minutes.

Back-to-back dunks by Brian Johnson gave MState its final lead (71-70) with 2:23 left in the contest. A 3-pointer by Clemson's K.C. Rivers at the 1:11 mark was answered by a Barry Stewart trey with 43 seconds left to cut MSU's deficit to two points (78-76). However, Tiger freshman guard Demontez Stitt sealed the two-point Clemson victory with 6-of-6 free-throw shooting over the final 26 seconds.

Though Clemson struggled with 34-percent shooting from the field, State did not help its own cause with just 61-percent accuracy from the line.

Jamont Gordon led all scorers with 23 points and added a dozen rebounds to record his 11th career double-double for the Bulldogs. Rhodes tossed in 17 points despite first-half foul trouble. Rivers and freshman Terrence Oglesby paced the winners with 17 points each, while all-America candidate James Mays totaled 14 points, 11 rebounds and four assists.

CLEMSON (2-0)

Player	FG	3FG	FT	RB	PF	PT	A	Min
Rivers	5-14	3-4	4-4	7	2	17	1	30
Mays	5-13	0-1	4-8	11	4	14	4	34
Booker	2-4	0-0	0-0	6	4	4	0	17
Stitt	0-9	0-2	8-8	2	2	8	3	26
Hammonds	5-11	2-5	1-2	6	1	13	5	35
Sykes	2-6	0-0	0-2	3	2	4	0	15
Potter	0-1	0-0	2-2	0	3	2	0	11
Oglesby	4-9	3-7	6-9	1	1	17	1	19
Perry	0-0	0-0	0-0	0	0	0	0	1
Powell	0-2	0-2	0-0	0	0	0	0	2
Grant	1-1	0-0	3-3	1	3	5	0	10
Team				5				
TOTALS	24-70	8-21	28-38	42	22	84	14	200

MISSISSIPPI STATE (1-1)

Player	FG	3FG	FT	RB	PF	PT	A	Min
Rhodes	7-12	0-0	3-7	6	3	17	1	25
Varnado	3-7	0-0	1-2	12	5	7	0	27
Hansbrough	1-4	1-4	3-4	2	4	6	3	37
Stewart	3-10	2-6	4-4	6	5	12	2	36
Gordon	7-16	3-9	6-10	12	4	23	3	33
Benock	0-3	0-3	0-0	0	0	0	0	5
B. Johnson	4-4	0-0	2-2	3	2	10	0	19
Turner	2-6	1-2	0-2	4	3	5	1	15
Bailey	1-2	0-0	0-0	1	2	2	0	3
Team				5				
TOTALS	28-64	7-24	19-31	51	28	82	10	200

Halftime: CU 39, MSU 32. FG%: MSU 43.8%, CU 34.3%. 3FG%: MSU 29.2%, CU 38.1%. FT%: MSU 61.3%, CU 73.7%. Turnovers: MSU 19 (Gordon 6), CU 13 (Stitt 5). Blocked Shots: MSU 10 (Varnado 6), CU 3 (Booker 2). Steals: MSU 5 (Stewart 2), CU 9 (Rivers 3). Officials: Karl Hess, Tom Eades, Mike Eades. Technicals: MSU Bench. Attendance: 9,950.

GAME #3 RECAP

MSU 86, UT MARTIN 70 Nov. 17, 2007 • STARKVILLE, MS

The Bulldogs wrapped up their season-opening, three-game homestand by claiming an 86-70 victory over UT Martin at MSU's Humphrey Coliseum.

MState (2-1) scored the first dozen points of the contest before UT Martin's Lester Hudson gave the visiting Skyhawks (2-3) their first points of the game with a 3-pointer at the 15:34 mark of the opening period. UTM cut the deficit to four points (12-8) soon thereafter and kept the contest to within single digits until the 5:34 mark when Ben Hansbrough connected on a 3-pointer to give MSU an 11-point lead (32-21).

The Bulldogs increased their lead to 16 points (39-23) with 3:03 left in the half before settling for a 41-30 halftime advantage. State's Charles Rhodes tallied 15 first-half points on 7-of-8 shooting to lead the way for the home team.

MSU maintained its double-figure lead throughout the second stanza, stretching the comfortable margin to as many as 27 points over the final minutes before coming away with the 16-point triumph.

The Bulldogs shot 55 percent from the field for the game, including 10-of-22 (46%) treys. In the second half, MSU picked up the pace in shooting 65 percent (17-26 FGs) overall and connecting on 5-of-9 second-half trey attempts. Defensively, MState limited the Skyhawks to just 32-percent field-goal shooting and had nine blocked shots for the contest.

Hansbrough paced four double-digit State scorers with 20 points on 4-of-6 triples. Hudson and Marquis Weddle led the visitors with 27 and 24 points, respectively.

UT MARTIN (2-3)

Player	FG	3FG	FT	RB	PF	PT	A	Min
Hay	0-0	0-0	0-0	0	3	0	0	14
Irrarrazabal	0-2	0-0	0-0	3	1	0	0	16
Wright	1-8	1-4	0-0	0	3	3	0	22
Weddle	10-23	4-10	0-1	2	2	24	3	35
Hudson	9-22	4-12	5-5	11	4	27	4	39
Riedewald	1-1	0-0	0-0	2	3	2	1	18
Simmons	0-1	0-0	2-2	1	2	2	0	2
Robinson	4-16	2-8	0-2	11	1	10	1	30
Pearson	0-3	0-1	2-4	4	0	2	1	16
Bailey	0-2	0-1	0-0	2	2	0	1	8
Team				2				
TOTALS	25-78	11-36	9-14	38	21	70	11	200

MISSISSIPPI STATE (2-1)

Player	FG	3FG	FT	RB	PF	PT	A	Min
Rhodes	7-9	0-0	1-2	5	3	15	2	24
Varnado	4-4	0-0	0-0	16	1	8	1	27
Hansbrough	6-8	4-6	4-4	5	2	20	3	25
Stewart	3-12	0-4	3-4	4	1	9	4	26
Gordon	4-8	2-4	0-1	4	1	10	6	29
R. Johnson	1-3	0-0	0-0	0	0	2	0	6
Begley	0-0	0-0	0-0	1	1	0	0	2
Lupe	0-0	0-0	0-0	0	0	0	0	1
Bryant	1-1	0-0	0-1	1	0	2	0	1
Benock	3-3	3-3	1-2	2	0	10	4	15
B. Johnson	0-3	0-1	0-0	4	0	0	0	12
Augustus	0-1	0-0	0-0	0	2	0	0	7
Turner	2-6	1-4	1-2	0	1	6	1	16
Bolen	0-0	0-0	0-0	0	1	0	0	1
Bailey	2-2	0-0	0-0	2	1	4	0	8
Team				6				
TOTALS	33-60	10-22	10-16	50	14	86	21	200

Halftime: MSU 41, UTM 30. FG%: MSU 55.0%, UTM 32.1%. 3FG%: MSU 45.5%, UTM 30.6%. FT%: MSU 62.5%, UTM 64.3%. Turnovers: MSU 25 (Rhodes, Stewart 4), UTM 14 (Robinson 5). Blocked Shots: MSU 9 (Rhodes, Varnado 3), UTM 1 (Robinson 1). Steals: MSU 6 (Stewart 2), UTM 9 (Hudson 3). Officials: Mike Stuart, Brent Barnaky, Everett Summers. Attendance: 9,950.

GAME #4 RECAP

MSU 68, UC IRVINE 53 Nov. 22, 2007 • ANAHEIM, CA ANAHEIM CLASSIC • FIRST ROUND

In their first road competition of the season, the Bulldogs opened the inaugural Anaheim Classic with a 68-53 victory over UC Irvine at the Anaheim Convention Center.

Opening the contest hitting eight of their first nine shots from the field, including their first five three-point shot attempts, the Bulldogs (3-1) mounted a double-digit lead (19-9) by the 13:11 mark on a Phil Turner trey. MSU pretty much controlled the opening 20 minutes of play with its continued hot shooting, though UC Irvine (2-2) managed to cut the deficit to five points (39-34) with under a minute left in the half.

Hitting 58 percent (15-26 FGs) from the field, including 6-of-9 treys (67%) in the opening period, the Bulldogs settled for a 41-34 halftime lead.

After the Anteaters pulled to within five points on two occasions during the first four minutes of the second stanza, MSU ran off 10 unanswered points over a three-minute span to take a 15-point advantage (55-40) by the 12:53 mark. The Bulldogs also stepped up their defensive intensity in the closing period to re-establish control of the contest.

Limiting UCI to just six second-half field goals on 24 attempts (25%) and owning a commanding 27-16 rebounding advantage during the final 20 minutes, the Bulldogs went on to claim their 15-point triumph and earn the right to face 18th-ranked Southern Illinois in the semifinals.

As a team, MState held UCI to 35-percent shooting from the field (only 3-17 treys) on the day, while owning a 43-31 lead on the boards.

Barry Stewart paced four double-digit State scorers with 18 points (4-7 treys). Jamont Gordon added 15 points, while Charles Rhodes notched his seventh career double-double with 11 points and 11 rebounds. Patrick Sanders led UC Irvine with 18 points and five rebounds.

MISSISSIPPI STATE (3-1)

Player	FG	3FG	FT	RB	PF	PT	A	Min
Rhodes	3-14	0-2	5-6	11	2	11	1	35
Varnado	1-2	0-0	0-1	6	4	2	1	19
Hansbrough	4-8	1-4	4-5	4	1	13	1	34
Stewart	6-10	4-7	2-2	6	1	18	2	38
Gordon	7-12	1-2	0-2	6	4	15	4	25
R. Johnson	0-1	0-0	0-0	0	0	0	0	1
Benock	0-0	0-0	0-0	1	1	0	1	6
B. Johnson	2-4	0-0	2-2	5	3	6	1	21
Augustus	0-0	0-0	0-0	0	0	0	0	1
Turner	1-4	1-3	0-0	2	1	3	2	16
Bailey	0-0	0-0	0-2	0	0	0	0	4
Team				2				
TOTALS	24-55	7-18	13-20	43	17	68	13	200

UC IRVINE (2-2)

Player	FG	3FG	FT	RB	PF	PT	A	Min
Sanders	6-13	1-3	5-9	5	4	18	0	31
Rodenberg	0-1	0-0	0-0	1	2	0	1	17
Bland	0-8	0-0	2-2	4	4	2	3	31
Hunter	1-8	0-5	0-0	3	2	2	3	27
DeCasas	1-4	1-3	0-0	0	1	3	0	12
Awaji	6-8	0-2	1-2	3	3	13	0	22
Lauer	0-3	0-2	0-0	3	0	0	0	15
Harris	0-0	0-0	0-0	2	1	0	3	14
Fells	5-9	1-2	4-5	4	4	15	1	31
Team				6				
TOTALS	19-54	3-17	12-18	31	21	53	11	200

Halftime: MSU 41, UCI 34. FG%: MSU 43.6%, UCI 35.2%. 3FG%: MSU 38.9%, UCI 17.6%. FT%: MSU 65.0%, UCI 66.7%. Turnovers: MSU 17 (Rhodes, Gordon 5), UCI 13 (Rodenberg 3). Blocked Shots: MSU 5 (Gordon, Varnado 2), UCI 1 (Sanders 1). Steals: MSU 6 (Rhodes 3), UCI 7 (Fells 2). Officials: Don Daily, Jeff Malham, Brad Ferrie. Attendance: 1,387.

GAME #5 RECAP

#18 SOUTHERN ILLINOIS 63, MSU 49 Nov. 23, 2007 • ANAHEIM, CA ANAHEIM CLASSIC • SEMIFINALS

The Bulldogs dropped a 63-49 decision to 18th-ranked Southern Illinois in the semifinals of the inaugural Anaheim Classic played at the Anaheim Convention Center.

In a first half that featured five ties and three lead changes, MState (3-2) owned the upper hand for the first 10 minutes of the opening period. Midway through the half, the Salukis (3-0) scored six unanswered points to take a brief 19-15 lead. MSU countered with eight straight points to pull ahead by four points (23-19) with 3:28 remaining in the half. En route to scoring 15 first-half points, Jamont Gordon's third 3-pointer of the half put the Bulldogs on top by five points (26-21) with just under three minutes left before the half.

However, Joshua Bone came off the SIU bench to drill a trio of treys over the final 1:46, including one with time running out in the period, to give the Salukis a 32-28 halftime advantage.

Southern Illinois maintained its momentum by scoring the first half-dozen points of the second stanza to increase the margin to double figures (38-28) two minutes into the half. With Randal Falker scoring 13 of SIU's first 15 second-half points, the Salukis again went ahead by twin digits (45-35) with 13:14 remaining.

MSU's Gordon cut the deficit in half (47-42) with another 3-pointer at the 9:44 mark, but SIU's Bone put a damper on the Bulldogs' comeback attempt by nailing back-to-back triples to give the Salukis an 11-point cushion (53-42) with 8:23 left in the contest. MState would get no closer than nine points the rest of the way, as Southern Illinois coasted to the 14-point victory in advancing to the championship contest.

Gordon, held to five second-half points, was MSU's lone double-figure scorer with 20 points. Falker tallied a game-high 23 points on 7-of-9 field goals and 9-of-10 free throws for the winners, while Bone added 15 points off the Saluki bench with his 5-of-6 three-point shooting effort.

MISSISSIPPI STATE (3-2)

Player	FG	3FG	FT	RB	PF	PT	A	Min
Rhodes	2-5	0-0	0-1	6	5	4	0	21
Varnado	3-3	0-0	0-2	7	3	6	0	36
Hansbrough	1-8	1-7	2-2	3	1	5	6	33
Stewart	3-9	1-3	2-2	3	2	9	3	38
Gordon	7-12	4-8	2-2	4	3	20	2	35
B. Johnson	1-2	0-0	0-0	2	0	2	0	14
Turner	1-3	1-2	0-0	1	2	3	0	17
Bailey	0-0	0-0	0-0	1	2	0	0	6
Team				2				
TOTALS	18-42	7-20	6-9	29	18	49	11	200

SOUTHERN ILLINOIS (3-0)

Player	FG	3FG	FT	RB	PF	PT	A	Min
Falker	7-9	0-0	9-10	5	3	23	2	33
Shaw	3-12	1-6	4-4	5	3	11	1	36
Boyle	4-7	0-0	0-0	4	3	8	1	33
Mullins	1-5	0-1	4-4	2	2	6	8	37
Green	0-3	0-1	0-0	2	2	0	2	29
Bone	5-6	5-6	0-0	0	2	15	1	16
Armstrong	0-0	0-0	0-0	0	0	0	0	1
Coopwood	0-2	0-2	0-0	0	1	0	0	1
Wood	0-1	0-1	0-0	2	0	0	0	5
Cornelius	0-0	0-0	0-0	0	0	0	0	1
Fay	0-0	0-0	0-0	0	1	0	0	8
Team				4				
TOTALS	20-45	6-17	17-18	24	17	63	15	200

Halftime: SIU 32, MSU 28. FG%: MSU 42.9%, SIU 44.4%. 3FG%: MSU 35.0%, SIU 35.3%. FT%: MSU 66.7%, SIU 94.4%. Turnovers: MSU 21 (Gordon 5), SIU 12 (Falker 4). Blocked Shots: MSU 3 (Varnado 2), SIU 2 (Falker, Shaw 1). Steals: MSU 5 (Varnado 2), SIU 9 (Mullins 6). Officials: Gerry Pollard, Don Daily, Brad Ferrie. Attendance: 1,447.

GAME #6 RECAP

MIAMI (OH) 67, MSU 60 Nov. 25, 2007 • ANAHEIM, CA ANAHEIM CLASSIC - 3RD-PLACE GAME

The Bulldogs went 1-2 in the inaugural Anaheim Classic after dropping a 67-60 decision to Miami University in the tournament's third-place game played at the Anaheim Convention Center.

After MSU's Charles Rhodes scored the game's first two points, the RedHawks (3-1) went on a 14-3 run, keyed by a pair of 3-pointers apiece by Michael Bramos and Alex Moosman, to take a 14-5 lead by the 15:38 mark of the opening half. Spurred by 5-of-9 three-point shooting during the first 20 minutes of play, Miami maintained control of the contest throughout the first period. The Bulldogs (3-3) did tighten things up a bit late in the half by outscoring MU, 7-1, over the final three minutes to cut the deficit to just five points (29-24) by the intermission.

Despite coming up empty on their first four offensive possessions of the second stanza, the Bulldogs outscored Miami, 12-6, through the first five minutes of the half and regained a brief 36-35 lead on a Ben Hansbrough 3-pointer at the 14:52 mark. Following a fifth tie in the opening nine minutes of second-half play, MState went on an 8-1 run to take a five-point advantage (48-43) midway through the closing period.

With Rhodes scoring 17 of his team-high 25 points in the second half and going over the 1,000-point mark for his career during a three-minute stretch in which he scored nine straight points for MSU, the Bulldogs seemed to grab the momentum in pulling ahead by a half-dozen points (53-47) with 7:06 remaining in the game. However, MU's Tim Pollitz answered with back-to-back buckets to get the RedHawks to within a basket (53-51) by the 5:46 mark.

Following a seventh deadlock of the half (58-58) with 1:46 left, Miami's Tyler Dierkers tipped in the go-ahead basket with 1:03 left on the clock. MU's Bramos, who finished the contest with a game-high 30 points, then converted on a three-point play and hit four additional free throws over the final 42 seconds to seal the victory.

Jamont Gordon added 18 points for MState, while Miami's Pollitz scored all 15 of his points during the second half of play.

MISSISSIPPI STATE (3-3)

Player	FG	3FG	FT	RB	PF	PT	A	Min
Rhodes	11-15	0-0	3-4	10	3	25	1	37
Varnado	1-3	0-0	0-2	6	3	2	0	30
Hansbrough	2-6	2-6	0-0	2	4	6	1	38
Stewart	2-9	1-5	0-0	3	3	5	4	36
Gordon	6-17	0-5	6-7	6	1	18	4	40
Benock	0-0	0-0	0-0	1	1	0	0	4
B. Johnson	2-3	0-0	0-0	3	3	4	0	11
Turner	0-1	0-0	0-0	3	0	0	0	4
Team				2				
TOTALS	24-54	3-16	9-13	36	18	60	10	200

MIAMI, OH (3-1)

Player	FG	3FG	FT	RB	PF	PT	A	Min
Dierkers	3-7	0-1	1-4	9	1	7	10	33
Bramos	9-18	3-6	9-11	2	2	30	0	40
T. Pollitz	6-13	0-0	3-6	4	4	15	2	31
Hayes	0-4	0-2	0-0	2	1	0	3	30
Moosman	4-6	2-3	0-0	3	2	10	1	30
E. Pollitz	2-4	0-0	1-2	4	5	5	2	24
McCombs	0-0	0-0	0-0	0	0	0	0	12
Team				5				
TOTALS	24-52	5-12	14-23	29	15	67	18	200

Halftime: MU 29, MSU 24. FG%: MSU 44.4%, MU 46.2%. 3FG%: MSU 18.8%, MU 41.7%. FT%: MSU 69.2%, MU 60.9%. Turnovers: MSU 15 (Stewart 5), MU 7 (T. Pollitz 3). Blocked Shots: MSU 8 (Varnado 5), MU 1 (Dierkers 1). Steals: MSU 4 (Gordon 2), MU 5 (Five with 1). Officials: Gerry Pollard, Brent Meaux, Don Daily. Attendance: 2,447.

GAME #7 RECAP

MSU 78, MURRAY STATE 61 DEC. 1, 2007 • STARKVILLE, MS

The Bulldogs broke a two-game losing streak and successfully tipped off a three-game December homestand by posting a 78-61 home triumph over Murray State at Humphrey Coliseum.

Coming off consecutive losses to No. 18 Southern Illinois and Miami of Ohio during the Anaheim Classic over the Thanksgiving holiday weekend, MState (4-3) built a 39-24 halftime advantage on the strength of 58-percent shooting through the opening 20 minutes of play. The visiting Racers (3-2) were limited to 32-percent first-half accuracy from the field.

After the visitors cut the deficit to single digits (47-38) three minutes into the second stanza, MSU went on a 17-4 run to increase the margin to a game-high 22 points (64-42) midway through the closing period. The Racers never got any closer than 16 points the rest of the way, as the Bulldogs breezed to their 22nd consecutive December home victory dating back to the 2000-01 campaign.

For the contest, MState shot 52 percent overall from the field as a team, while outscoring the Racers, 18-3, from the charity stripe. The Bulldogs connected on 78 percent of their 23 free throw attempts, in contrast to Murray State attempting just four charity tosses the entire game.

State senior Charles Rhodes tallied a game-high 22 points on 8-of-14 field goals and 6-of-6 free throws to post his second straight 20-point effort of the season. Jamont Gordon and Barry Stewart followed with 15 and 14 points, respectively, for the winners. Tony Easley paced the visitors with 17 points and seven rebounds.

MURRAY STATE (3-2)

Player	FG	3FG	FT	RB	PF	PT	A	Min
Carter	3-9	1-3	2-2	4	4	9	2	25
Easley	8-10	0-0	1-2	7	1	17	0	29
Holloway	2-8	0-3	0-0	2	2	4	2	27
K. Thomas	0-2	0-2	0-0	4	1	0	3	28
D. Thomas	6-11	2-4	0-0	1	3	14	1	27
George	5-11	1-2	0-0	1	2	11	0	24
Williams	3-8	0-1	0-0	1	0	6	0	12
Long	0-1	0-0	0-0	1	0	0	1	11
Sanders	0-0	0-0	0-0	1	2	0	0	5
Fotso	0-2	0-0	0-0	3	3	0	0	12
Team				4				
TOTALS	27-62	4-15	3-4	29	18	61	9	200

MISSISSIPPI STATE (4-3)

Player	FG	3FG	FT	RB	PF	PT	A	Min
Rhodes	8-14	0-0	6-6	5	2	22	2	25
Varnado	1-1	0-0	0-0	7	1	2	1	24
Hansbrough	3-7	2-5	1-1	2	1	9	2	28
Stewart	5-6	2-3	2-2	5	1	14	2	36
Gordon	5-12	0-3	5-6	4	1	15	4	30
R. Johnson	0-0	0-0	0-0	0	0	0	0	5
Begley	0-0	0-0	0-0	0	0	0	0	1
Lupe	0-0	0-0	0-0	0	0	0	0	1
Bryant	0-0	0-0	0-0	0	0	0	0	1
Benock	1-3	0-1	0-0	2	0	2	1	9
B. Johnson	3-3	0-0	0-0	4	2	6	1	16
Augustus	0-0	0-0	3-5	1	1	3	0	4
Turner	1-5	0-3	0-0	1	0	2	0	11
Bolen	0-1	0-0	0-0	0	0	0	0	1
Bailey	1-2	0-0	1-3	3	1	3	0	8
Team				2				
TOTALS	28-54	4-15	18-23	36	10	78	13	200

Halftime: MSU 39, MUR 24. FG%: MSU 51.9%, MUR 43.5%. 3FG%: MSU 26.7%, MUR 26.7%. FT%: MSU 78.3%, MUR 75.0%. Turnovers: MSU 14 (B. Johnson 3), MUR 15 (K. Thomas, D. Thomas 3). Blocked Shots: MSU 7 (Varnado 3), MUR 4 (Williams 3). Steals: MSU 11 (Stewart 4), MUR 9 (Easley 3). Officials: Doug Simons, Joe Lindsay, Tim Clougherty. Attendance: 7,787.

GAME #8 RECAP

MSU 84, SOUTHEASTERN LOUISIANA 59 DEC. 8, 2007 • STARKVILLE, MS

In the midst of final exams within a three-game homestand, the Bulldogs claimed an 84-59 victory over Southeastern Louisiana at MSU's Humphrey Coliseum.

Well rested after having a week off from game competition, MState (5-3) built a double-digit lead over the visiting Lions (5-3) by the 11:41 mark of the opening period on a Barry Stewart 3-pointer. In limiting Southeastern to 37-percent shooting and owning a 22-13 advantage on the boards through the first 20 minutes of play, the Bulldogs maintained their double-figure cushion throughout the remainder of the half en route to opening up a comfortable 41-27 halftime lead.

SLU did manage to cut the deficit to single digits (48-39) five minutes into the second stanza, before Charles Rhodes helped MSU reclaim the momentum by scoring four of his 12 second-half points over the next minute to increase the margin back up to 13 points with 14:09 left. The Lions would not get any closer than 11 points the rest of the way, as MState went up by 20 points with 7:11 left and eventually built a 27-point cushion before settling for the 25-point triumph.

For the contest, the Bulldogs benefitted from a 39-24 rebounding advantage, while holding Southeastern Louisiana to just 1-of-11 shooting from beyond the arc. The win marked MSU's 23rd straight December home victory.

MSU's Jamont Gordon registered his fourth 20-point effort of the season with a game-high 25 points, while Rhodes finished with 16 points on 7-of-8 accuracy from the field. Both players also added a game-best seven rebounds apiece. Patrick Sullivan paced the visitors with 16 points on 6-of-8 field goals and 4-of-4 free throws.

SOUTHEASTERN LOUISIANA (5-3)

Player	FG	3FG	FT	RB	PF	PT	A	Min
Span	4-10	0-1	2-2	3	2	10	0	31
Nance	4-9	0-1	0-0	4	2	8	3	27
Sullivan	6-8	0-0	4-4	1	3	16	0	22
Green	2-9	0-4	3-3	2	0	7	2	30
Nicks	3-6	1-2	0-0	3	4	7	2	35
Dunbar	0-1	0-1	0-0	1	1	0	0	9
Arnold	4-9	0-2	1-2	2	1	9	0	23
Ndombamba	0-2	0-0	2-4	5	3	2	0	18
Austin	0-0	0-0	0-0	1	1	0	0	5
Team				2				
TOTALS	23-54	1-11	12-15	24	17	59	7	200

MISSISSIPPI STATE (5-3)

Player	FG	3FG	FT	RB	PF	PT	A	Min
Rhodes	7-8	0-0	2-2	7	5	16	0	30
Varnado	4-6	0-0	0-0	3	5	8	0	17
Hansbrough	4-7	1-2	1-1	3	1	10	1	28
Stewart	2-6	2-5	0-0	1	1	6	2	30
Gordon	8-18	1-3	8-10	7	1	25	4	32
R. Johnson	0-1	0-1	1-2	0	0	1	1	6
Begley	0-0	0-0	0-0	0	0	0	0	1
Lupe	0-0	0-0	0-0	1	0	0	0	1
Bryant	1-1	0-0	0-0	0	0	2	0	1
Benock	1-4	1-3	0-0	4	0	3	1	14
B. Johnson	1-1	0-0	0-0	0	0	2	0	2
Augustus	3-5	2-2	0-0	6	1	8	0	11
Turner	0-2	0-2	1-2	0	1	1	0	12
Bolen	0-0	0-0	0-0	0	0	0	0	1
Bailey	1-2	0-0	0-2	4	0	2	1	14
Team				3				
TOTALS	32-61	7-18	13-19	39	15	84	10	200

Halftime: MSU 41, SLU 27. FG%: MSU 52.5%, SLU 42.6%. 3FG%: MSU 38.9%, SLU 9.1%. FT%: MSU 68.4%, SLU 80.0%. Turnovers: MSU 21 (Rhodes 5), SLU 22 (Span, Green 5). Blocked Shots: MSU 6 (Varnado 4), SLU 2 (Sullivan, Green 1). Steals: MSU 11 (Rhodes 3), SLU 11 (Nance 5). Officials: Doug Shows, Antinio Petty, Kevin Scott. Attendance: 7,719.

GAME #9 RECAP

MIAMI (FL) 64, MSU 58 DEC. 13, 2007 • STARKVILLE, MS

In closing out a three-game homestand, the Bulldogs had their 23-game winning streak in December home contests snapped by dropping a 64-58 decision to the unbeaten Miami Hurricanes at MSU's Humphrey Coliseum.

The visitors held the upper hand for the better part of the opening 15 minutes of the contest, going on top by as many as seven points on two different occasions. However, MState (5-4) went on a 10-2 run late in the half to take a five-point lead (28-23) with 1:23 remaining. Miami (9-0) responded by scoring the final two baskets of the period to cut the deficit to a single point (28-27) by the break.

Following six lead changes and two ties through the first six minutes of the second stanza, the Bulldogs reclaimed the lead at the 14:29 mark on a Jamont Gordon layup. MSU maintained the advantage for nearly the next dozen minutes and held a five-point lead (56-51) when Barry Stewart nailed his fifth 3-pointer of the night at the 5:29 mark. Despite State's two subsequent turnovers over the next two minutes of scoreless basketball, Charles Rhodes stepped to the line for a one-and-one opportunity with 3:36 left and failed to lengthen MSU's margin.

Instead, UM's Jack McClinton sandwiched his second and third 3-pointers over a two-minute stretch around a pair of Rhodes free throws to give the Hurricanes a two-point lead (60-58) with 1:26 remaining. After Dwayne Collins' two charity tosses gave Miami a four-point lead, Gordon couldn't convert on the front end of his one-and-one with 29 seconds left. Scoring 11 of his game-high 29 points (20 in the second half) over the game's final 3:22, McClinton sealed Miami's six-point road victory with a pair of free throws.

McClinton was the only Hurricane in double figures on the night, while Gordon and Stewart paced MSU with 18 points apiece. Gordon also added a game-best nine rebounds and five assists, while State's Jarvis Varnado established a new single-game school standard with 10 blocks.

MIAMI, FL (9-0)

Player	FG	3FG	FT	RB	PF	PT	A	Min
Graham	2-6	0-0	0-0	6	3	4	0	27
Asbury	2-7	0-2	4-4	6	0	8	2	32
King	2-11	0-0	1-2	7	1	5	1	26
Dews	3-9	3-7	0-0	3	3	9	2	33
McClinton	11-22	5-10	2-2	5	2	29	2	35
Hurdle	1-4	0-0	0-0	1	1	2	0	12
Rios	0-2	0-1	0-0	1	0	0	0	8
Collins	2-5	0-0	3-4	7	1	7	0	16
Hicks	0-0	0-0	0-0	2	1	0	1	11
Team				5				
TOTALS	23-66	8-20	10-12	43	12	64	8	200

MISSISSIPPI STATE (5-4)

Player	FG	3FG	FT	RB	PF	PT	A	Min
Rhodes	4-12	0-0	2-3	7	2	10	1	35
Varnado	4-6	0-0	0-0	7	2	8	1	31
Hansbrough	0-8	0-8	0-0	4	3	0	2	33
Stewart	6-12	5-9	1-2	4	1	18	1	37
Gordon	7-19	1-5	3-5	9	3	18	5	38
Benock	0-0	0-0	0-0	1	0	0	0	7
B. Johnson	1-1	0-0	0-0	2	2	2	0	14
Turner	1-3	0-2	0-0	0	1	2	0	5
Team				6				
TOTALS	23-61	6-24	6-10	40	14	58	10	200

Halftime: MSU 28, UM 27. FG%: MSU 37.7%, UM 34.8%. 3FG%: MSU 25.0%, UM 40.0%. FT%: MSU 60.0%, UM 83.3%. Turnovers: MSU 10 (Gordon 6), UM 9 (McClinton 4). Blocked Shots: MSU 12 (Varnado 10), UM 6 (Graham 4). Steals: MSU 4 (B. Johnson 2), UM 3 (Three with 1). Officials: Mike Stuart, Ed Corbett, Doug Simons. Attendance: 7,912.

GAME #10 RECAP

SOUTH ALABAMA 71, MSU 67 DEC. 15, 2007 • MOBILE, AL COORS CLASSIC

The visiting Bulldogs tipped off a week-long, road trip by letting a 13-point, second-half lead evaporate in dropping a 71-67 decision to South Alabama at the Mitchell Center in the nightcap of the ninth annual Coors Classic.

In a tightly contested opening 20 minutes of play, MState (5-5) held the advantage for the better part of the first half. However, South Alabama's Demetric Bennett put on a first-half clinic by scoring his team's first 20 points en route to a 25-point opening period. Despite his tremendous one-man performance, MSU still clung to a precarious two-point halftime lead (32-30).

After the two teams battled to within a three-point game for the opening five minutes of the second stanza, the Bulldogs seemed to take total control of the contest by going on a 17-6 run to build a 13-point advantage (57-44) midway through the half following a Phil Turner trey. However, back-to-back MSU miscues resulted in five quick points by the Jaguars (7-3) to cut the deficit to eight points in less than a minute.

Following a three-minute scoring drought by both teams, South Alabama continued its amazing comeback by going on a 13-0 run which turned a nine-point State lead (58-49) into a four-point USA advantage (62-58) by the 3:59 mark. Ben Hansbrough temporarily kept the Bulldogs from completely wilting by scoring MSU's next eight points, including a pair of 3-pointers.

After a Jamont Gordon free throw tied the game at 67-67 with 43 seconds left, the Jaguars' Ronald Douglas tipped in a Bennett miss. Gordon then came down and missed a layup, while Charles Rhodes couldn't convert on either free throw after getting fouled on the offensive rebound. Appropriately enough, Bennett sealed the USA victory with a pair of charity tosses.

Bennett stole the show with his phenomenal 39-point explosion, hitting a sizzling 14-of-17 shots from the field including all six three-point attempts, for the winners. Making his first collegiate start, Turner paced MState with 17 points.

MISSISSIPPI STATE (5-5)

Player	FG	3FG	FT	RB	PF	PT	A	Min
Gordon	1-14	0-6	5-8	13	3	7	5	35
Varnado	4-5	0-0	1-4	10	5	9	1	34
Hansbrough	5-13	4-10	2-2	5	2	16	1	34
Stewart	3-10	1-5	1-3	6	4	8	6	39
Turner	6-9	4-6	1-2	4	5	17	3	26
R. Johnson	0-1	0-1	0-0	0	0	0	0	1
Benock	0-2	0-2	0-0	0	1	0	0	8
Rhodes	4-7	0-0	2-5	4	3	10	0	21
Bailey	0-0	0-0	0-0	0	1	0	0	2
Team								
TOTALS	23-61	9-30	12-24	42	24	67	16	200

SOUTH ALABAMA (7-3)

Player	FG	3FG	FT	RB	PF	PT	A	Min
Coleman	3-7	0-0	3-5	12	3	9	1	36
Davis	1-7	0-0	1-4	4	5	3	1	19
Ford	0-1	0-1	0-0	0	1	0	2	15
Merritt	5-8	4-6	0-2	4	3	14	4	26
Bennett	14-17	6-6	5-7	8	0	39	1	38
Hayles	0-1	0-1	0-2	1	2	0	2	18
Tilford	2-9	0-3	0-0	1	1	4	5	29
P. Tabet	0-0	0-0	0-0	2	0	0	0	8
Douglas	1-3	0-0	0-1	3	4	2	1	11
Team								
TOTALS	26-53	10-17	9-21	39	20	71	17	200

Halftime: MSU 32, USA 30. FG%: MSU 37.7%, USA 49.1%. 3FG%: MSU 30.0%, USA 58.8%. FT%: MSU 50.0%, USA 42.9%. Turnovers: MSU 16 (Gordon 5), USA 18 (Merritt, Bennett 4). Blocked Shots: MSU 7 (Varnado 6), USA 1 (Davis 1). Steals: MSU 13 (Varnado, Hansbrough 3), USA 8 (Coleman, Bennett 3). Officials: Doug Simons, John Hampton, Mark Whitehead. Technicals: USA Bench. Attendance: 6,731.

GAME #11 RECAP

MSU 85, LOYOLA MARYMOUNT 54 DEC. 19, 2007 • LOS ANGELES, CA

In the midst of a week-long, three-game road swing, the Bulldogs claimed an 85-54 victory over Loyola Marymount at Gersten Pavilion.

After jumping out to a 14-5 lead six minutes into the game and building a double-digit advantage (21-10) by the 11:50 mark, MState (6-5) outscored the Lions (3-9), 12-2, over the final four minutes of the half to take a 40-22 halftime lead. Bouncing back from a season-low, seven-point effort (1-14 FGs) in his previous game at South Alabama, Jamont Gordon scored MSU's last 10 points of the opening period en route to a 15-point first half (5-6 FGs & 3-3 treys).

The MSU cushion reached 22 points (47-25) less than two minutes into the second stanza on another Gordon triple. The margin ballooned to 31 points (60-29) by the 15:21 mark and never dipped below 25 points the rest of the way. The Bulldogs shot 67 percent from the field in the second half en route to a season-best, 59-percent performance (34-58 FGs) for the contest.

In recording the team's largest winning margin on an opponent's home floor since the 1962-63 season (99-64 at LSU), MState also set single-game season highs for scoring margin (+31), field goals made (34), assists (25), blocks (12-tied) and steals (14). Defensively, MSU limited LMU to just 33-percent field goal shooting for the game and held a 46-32 advantage on the boards.

With four Bulldogs scoring in double figures, Gordon led the way with a game-high 25 points on 9-of-14 field goals and 5-of-7 treys. Charles Rhodes registered his third double-double of the season (14 pts/10 rebs), while Jarvis Varnado totalled a season-high 10 points (4-4 FGs) along with a Gersten Pavilion-record nine blocks. Shawn Deadwiler led LMU with 11 points.

MISSISSIPPI STATE (6-5)

Player	FG	3FG	FT	RB	PF	PT	A	Min
Rhodes	7-12	0-0	0-2	10	4	14	1	26
Varnado	4-4	0-0	2-6	6	4	10	1	20
Hansbrough	3-8	1-5	1-2	3	1	8	7	25
Stewart	4-8	2-5	0-2	5	1	10	5	25
Gordon	9-14	5-7	2-5	3	2	25	7	30
R. Johnson	3-5	0-2	0-1	3	1	6	2	11
Lupe	0-0	0-0	0-0	0	0	0	0	1
Benock	1-2	1-2	0-0	2	1	3	0	11
B. Johnson	1-1	0-0	0-0	6	1	2	0	15
Augustus	1-1	0-0	1-2	2	3	3	2	10
Turner	1-3	0-2	1-2	1	1	3	0	16
Bolen	0-0	0-0	0-0	0	0	0	0	1
Bailey	0-0	0-0	1-4	5	2	1	0	9
Team								
TOTALS	34-58	9-23	8-26	46	21	85	25	85

LOYOLA MARYMOUNT (3-9)

Player	FG	3FG	FT	RB	PF	PT	A	Min
Deric	1-6	0-1	0-0	2	2	2	0	19
Diederichs	0-3	0-0	0-0	1	2	0	3	22
Counts	2-5	2-4	1-2	1	3	7	1	27
Deadwiler	2-6	0-3	7-7	3	0	11	5	29
Johnson	2-7	1-3	1-2	2	5	6	0	21
Craig	1-4	0-0	0-2	1	4	2	1	11
Sweezy	3-5	0-0	4-6	5	1	10	0	9
Kanne	0-2	0-0	0-0	0	0	0	0	4
Sutton	2-3	0-0	0-0	2	1	4	0	12
Walker	0-3	0-1	0-0	6	3	0	2	20
Ziri	5-10	0-3	0-1	1	0	10	1	19
Maynard	1-3	0-0	0-0	2	2	2	0	7
Team								
TOTALS	19-57	3-15	13-20	32	23	54	13	200

Halftime: MSU 40, LMU 22. FG%: MSU 58.6%, LMU 33.3%. 3FG%: MSU 39.1%, LMU 20.0%. FT%: MSU 30.8%, LMU 65.0%. Turnovers: MSU 22 (B. Johnson 5), LMU 23 (Sutton 5). Blocked Shots: MSU 12 (Varnado 9), LMU 0. Steals: MSU 14 (Four with 3), LMU 13 (Ziri 5). Officials: Tony Greene, Anthony Jordan, Ron Groover. Attendance: 1,005.

GAME #12 RECAP

MSU 95, A&M-CORPUS CHRISTI 70 DEC. 21, 2007 • CORPUS CHRISTI, TX

The Bulldogs concluded their week-long, three-game road swing and closed out their pre-Christmas slate by registering a 95-70 victory over Texas A&M-Corpus Christi at the American Bank Center.

With the visitors coasting to the 25-point road triumph, MSU head coach Rick Stansbury passed his former mentor Richard Williams for sole possession of first place on the school's all-time list with 192 career coaching victories.

A hot-shooting A&M-Corpus Christi club (2-7) bolted to an early six-point lead (15-9) six minutes into the contest, before MState (7-5) went on an 11-2 run over the next four minutes to take a three-point lead (20-17) midway through the opening period. Following a third and fourth tie of the half, MSU's Phil Turner supplied instant offense off the Bulldog bench by scoring 11 straight points for the visitors to give them a six-point advantage (31-25) by the 8:20 mark. Jamont Gordon sank a pair of free throws with no time remaining on the game clock to put the Bulldogs up by 11 points (51-40) at the intermission.

MState maintained its offensive efficiency and picked up its defensive intensity in the second stanza. Hitting 52 percent from the field, while holding the Islanders to just 29 percent shooting during the closing period, the Bulldogs didn't let up in the second half. After stretching the margin to as many as 28 points, MSU headed home for Christmas with the 25-point win.

Charles Rhodes recorded his second straight double-double and fourth of the year with game-high totals of 26 points and 10 rebounds for the winners. Barry Stewart added 19 points on 6-of-8 shooting for the Bulldogs. Kevin Perkins led Texas A&M-Corpus Christi with 19 points.

MISSISSIPPI STATE (7-5)

Player	FG	3FG	FT	RB	PF	PT	A	Min
Rhodes	10-16	0-0	6-9	10	2	26	1	33
Varnado	1-9	0-1	0-0	7	2	2	1	24
Hansbrough	3-7	1-4	0-0	6	1	7	1	20
Stewart	6-8	2-3	5-7	2	1	19	4	36
Gordon	4-8	0-1	5-6	2	2	13	5	24
R. Johnson	2-2	2-2	0-0	2	0	6	1	8
Lupe	0-0	0-0	0-0	0	0	0	0	1
Benock	1-1	1-1	0-0	0	3	3	3	13
B. Johnson	0-1	0-0	0-2	4	4	0	0	12
Augustus	0-1	0-1	0-0	0	0	0	0	4
Turner	4-5	3-3	2-2	3	1	13	2	16
Bolen	0-0	0-0	1-2	1	0	1	0	2
Bailey	1-5	0-0	3-4	5	3	5	0	7
Team								
TOTALS	32-63	9-16	22-32	44	19	95	18	200

TEXAS A&M-CORPUS CHRISTI (2-7)

Player	FG	3FG	FT	RB	PF	PT	A	Min
Reynolds	6-15	3-3	3-4	8	4	18	0	28
Jackson	1-4	0-1	0-0	5	2	2	0	28
Daniels	1-3	1-2	0-0	3	4	3	3	26
Perkins	7-11	2-3	3-3	2	3	19	1	29
Green	1-9	1-5	4-6	1	2	7	3	27
Taylor	0-0	0-0	0-0	0	0	0	0	2
Slatnick	0-0	0-0	0-0	0	0	0	0	1
Bond	0-1	0-0	0-1	1	3	0	1	9
Shorter	0-0	0-0	0-0	0	0	0	2	8
Bullard	4-9	3-7	2-2	1	1	13	0	21
Watt	1-3	1-3	5-6	5	2	8	0	20
Topps	0-0	0-0	0-0	0	1	0	0	1
Team								
TOTALS	21-55	11-24	17-22	29	22	70	10	200

Halftime: MSU 51, TAMUCC 40. FG%: MSU 50.8%, TAMUCC 38.2%. 3FG%: MSU 56.3%, TAMUCC 45.8%. FT%: MSU 68.8%, TAMUCC 77.3%. Turnovers: MSU 10 (Stewart 2), TAMUCC 14 (Daniels, Shorter 3). Blocked Shots: MSU 6 (B. Johnson 3), TAMUCC 6 (Reynolds 3). Steals: MSU 8 (Gordon, Turner 2), TAMUCC 0. Officials: Tom Eades, Mike Thibodeaux, Jeff Smith. Attendance: 2,051.

GAME #13 RECAP

MSU 87, MISSOURI 75

DEC. 30, 2007 • STARKVILLE, MS

The Bulldogs wrapped up their regular-season, non-conference home slate by claiming an 87-75 victory over the Big 12's Missouri Tigers at MSU's Humphrey Coliseum.

Sparked by an impressive first-half shooting performance by Matt Lawrence, Missouri (9-5) opened up a six-point lead (20-14) by the 11:50 mark of the opening period. Playing without all-SEC senior forward Charles Rhodes (sprained left ankle), the Bulldogs (8-5) came to life and went on a 21-5 streak to take a 10-point advantage (35-25) with 4:42 remaining in the half.

Lawrence's fourth 3-pointer of the half (in five attempts) paved the way for nine unanswered Mizzou points to cut the deficit to a point (35-34). However, State's Barry Stewart and Ben Hansbrough connected on consecutive treys to put the Bulldogs back up by seven points (41-34) before settling for a three-point halftime lead (41-38).

After the visiting Tigers knotted up the game at 41-41 within the opening seconds of the second stanza, the Bulldogs went on a 15-3 run to go up by a dozen points (56-44) by the 14:33 mark. However, Missouri fought back and outscored the home team, 16-3, over the next five minutes and claimed a brief one-point lead (60-59) after a second straight 3-pointer by Stefhon Hannah.

A former Mr. Basketball for the state of Missouri during his prep playing days, Hansbrough temporarily stopped the visiting team's momentum with a key 3-pointer with 8:42 left. A Stewart trey and a tip-in by Jamont Gordon later gave the Bulldogs a 73-66 lead at the 3:30 mark. Clutch 10-of-12 free-throw shooting down the stretch sealed MState's third straight victory.

Stewart posted new career highs in points (24) and assists (7), while Gordon added 20 points, eight rebounds and five assists for the winners. MU's Matt Lawrence finished the contest with a game-high 28 points on 10-of-15 field-goal shooting and 6-of-11 accuracy from beyond the arc.

MISSOURI (9-5)

Player	FG	3FG	FT	RB	PF	PT	A	Min
Carroll	5-9	0-1	2-4	4	5	12	1	32
Lyons	1-6	0-1	1-4	2	1	3	1	13
Hannah	5-12	3-7	4-6	2	5	17	7	23
Horton	0-2	0-1	0-0	2	3	0	4	24
M. Lawrence	10-15	6-11	2-2	6	3	28	1	36
K. Lawrence	1-5	0-1	0-0	1	1	2	2	16
Tiller	0-2	0-1	2-2	4	3	2	2	22
Brown	3-7	0-2	0-0	3	2	6	0	15
Safford	2-3	0-1	0-1	4	1	4	0	9
Volkus	0-0	0-0	0-0	1	1	0	0	2
Butterfield	0-1	0-1	1-2	1	4	1	1	8
Team				3				

TOTALS 27-62 9-27 12-21 33 29 75 19 200

MISSISSIPPI STATE (8-5)

Player	FG	3FG	FT	RB	PF	PT	A	Min
Gordon	8-17	0-4	4-5	8	3	20	5	38
Varnado	4-6	0-0	1-4	8	3	9	0	23
Hansbrough	4-8	2-5	5-8	8	5	15	4	38
Stewart	8-14	3-7	5-5	4	3	24	7	38
Turner	4-10	0-3	4-6	10	2	12	2	34
R. Johnson	2-3	0-1	0-0	0	0	4	0	7
Benock	0-1	0-1	1-2	0	0	1	0	3
B. Johnson	1-1	0-0	0-0	2	2	2	0	13
Augustus	0-0	0-0	0-0	0	0	0	0	2
Bailey	0-0	0-0	0-0	0	1	0	0	4
Team				3				

TOTALS 31-60 5-21 20-30 43 19 87 18 200

Halftime: MSU 41, MU 38. FG%: MSU 51.7%, MU 43.5%. 3FG%: MSU 23.8%, MU 33.3%. FT%: MSU 66.7%, MU 57.1%. Turnovers: MSU 14 (Gordon, Stewart 3), MU 12 (Five with 2). Blocked Shots: MSU 7 (Varnado 5), MU 3 (Three with 1). Steals: MSU 5 (Stewart, Turner 2), MU 6 (Carroll, Hannah 2). Officials: Duke Edsall, Terry Moore, Donnee Gray. Attendance: 8,249.

GAME #14 RECAP

MSU 77, LAFAYETTE 53

JAN. 5, 2008 • JACKSON, MS

The Bulldogs concluded the non-conference portion of their regular-season slate by posting a 77-53 victory over Lafayette College at Jackson's Mississippi Coliseum.

The 24-point win extended MState's season-best winning streak to four consecutive games and marked the team's eighth straight hoops triumph (6-0 under Rick Stansbury) in Mississippi's capital city dating back to the 1985-86 campaign.

In this year's contest against one of the nation's leading three-point shooting teams, MSU (9-5) built a double-digit lead (17-7) eight minutes into the contest. The Bulldogs' cushion increased to as many as 21 points (34-13) by the 5:29 mark, but the visiting Leopards (8-6) by way of Easton, Pa., managed to cut the deficit to a dozen points (37-25) by halftime.

Lafayette came out of the locker room to score the first seven points of the second stanza and would later narrow the gap to just four points (44-40) on a layup by Bilal Abdullah at the 15:36 mark. However, MState would come alive to tally 10 unanswered points to go back up by 14 points (54-40) midway through the period.

The Leopards would trim the margin to single digits one last time (55-46) at the 7:50 mark, but the Bulldogs responded with 12 straight points this time to mount as much as a 29-point bulge before settling with the 24-point victory.

Entering the contest ranked third in the NCAA in made 3-pointers per game (11.2/gm) and sixth in three-point percentage (.426), Lafayette was held to just 6-of-25 shooting (.240) from beyond the arc and only 26.4 percent (19-of-72 FGs) overall from the field in the contest.

Ben Hansbrough paced MSU with 17 points, while Jarvis Varnado had his second career double-double with a career-high 16 points and 12 rebounds. Abdullah led all scorers with 21 points.

LAFAYETTE (8-6)

Player	FG	3FG	FT	RB	PF	PT	A	Min
Schmidt	5-9	0-0	0-0	5	2	10	0	19
Betley	2-7	1-2	1-2	8	4	6	0	25
Gruner	2-9	0-2	0-0	6	2	4	3	24
Brown	1-9	1-7	0-0	0	1	3	2	28
Abdullah	5-15	4-9	7-10	3	3	21	2	33
Cummins	0-3	0-2	0-0	2	0	0	0	7
Wheeler	0-0	0-0	0-0	0	0	0	0	4
Kari	1-4	0-1	1-2	2	1	3	0	11
Visockas	1-3	0-1	0-0	3	0	2	0	12
Benbow	0-1	0-1	0-0	2	0	0	1	5
Mintz	1-3	0-0	0-0	1	0	2	0	6
Detmer	0-4	0-0	0-1	2	2	0	0	18
Koltun	1-5	0-0	0-0	6	2	2	0	8
Team				4				

TOTALS 19-72 6-25 9-15 44 17 53 8 200

MISSISSIPPI STATE (9-5)

Player	FG	3FG	FT	RB	PF	PT	A	Min
Gordon	6-19	1-4	2-2	7	1	15	7	33
Varnado	5-5	0-0	6-9	12	1	16	0	26
Hansbrough	6-10	5-8	0-0	4	1	17	4	33
Stewart	2-8	1-5	1-2	3	2	6	1	32
Turner	2-6	1-4	3-4	8	4	8	1	28
R. Johnson	5-6	1-2	0-0	3	2	11	0	14
Begley	0-0	0-0	0-0	0	0	0	0	2
lupe	0-0	0-0	0-0	1	0	0	0	2
Benock	0-3	0-2	0-0	0	0	0	2	9
B. Johnson	1-1	0-0	2-2	4	2	4	0	11
Augustus	0-1	0-1	0-0	1	0	0	0	2
Bolen	0-1	0-1	0-0	0	0	0	0	3
Bailey	0-2	0-0	0-2	2	1	0	0	5
Team				3				

TOTALS 27-62 9-27 14-21 48 14 77 15 200

Halftime: MSU 37, LC 25. FG%: MSU 43.5%, LC 26.4%. 3FG%: MSU 33.3%, LC 24.0%. FT%: MSU 66.7%, LC 60.0%. Turnovers: MSU 17 (Gordon 6), LC 16 (Betley, Detmer 5). Blocked Shots: MSU 10 (Varnado 5), LC 4 (Abdullah 3). Steals: MSU 8 (B. Johnson 2), LC 9 (Schmidt 3). Officials: Ted Valentine, Bert Smith, Mike Nance. Attendance: 3,044.

GAME #15 RECAP

MSU 61, LSU 39

JAN. 9, 2008 • BATON ROUGE, LA

The Bulldogs opened up conference play with a stout defensive effort by claiming a convincing 61-39 road victory over the short-handed LSU Tigers at the Pete Maravich Assembly Center.

Following an early 2-2 tie one minute into the game, MState (10-5, 1-0) went on a 13-2 spurt to take an 11-point lead (15-4) by the 13:10 mark of the opening period. Playing without the injured tandem of Tasmin Mitchell and Chris Johnson, the Tigers (7-8, 0-1) managed to cut a 12-point deficit late in the period in half as Marcus Thornton bombed in back-to-back 3-pointers within the final minute to bring the home team back to within a six-point margin (25-19) by the intermission.

After Anthony Randolph's three-point play tipped off second-half play to pull the Tigers to within three points, LSU then went nearly six minutes without scoring. In making another 13-2 run over a seven-minute span, the Bulldogs reclaimed their double-digit lead in which they would never again relinquish.

After being held to just seven first-half field goals on only 23 percent shooting, the Tigers fell off that pace in the closing 20 minutes by again hitting only seven shots in 36 second-half attempts for a frigid 19 percent. With the Bulldogs connecting on 54 percent of their second-half attempts and owning a 27-19 advantage on the boards in the half, MSU would easily secure its third straight series win over LSU.

In addition to winning in Baton Rouge for consecutive years for the first time in a decade, MState allowed the fewest points to an SEC opponent since dropping a 38-36 overtime decision to Auburn during the pre-shot clock era of the 1982 SEC Tournament.

With MSU still without injured all-SEC forward Charles Rhodes, Jarvis Varnado stepped up to record a second straight double-double with 13 points and a career-high 17 rebounds to go along with seven blocks. Held to just 14 total field goals as a team on only 21 percent shooting, LSU was led by Thornton's dozen points.

MISSISSIPPI STATE (10-5, 1-0)

Player	FG	3FG	FT	RB	PF	PT	A	Min
Gordon	5-13	1-4	2-3	6	2	13	1	37
Varnado	6-10	0-0	1-4	17	2	13	0	25
Hansbrough	3-7	1-5	0-0	7	3	7	4	30
Stewart	2-6	1-4	6-8	6	3	11	5	35
Turner	2-6	0-2	0-0	3	3	4	1	34
R. Johnson	3-4	0-1	0-0	3	0	6	0	12
Begley	0-0	0-0	0-0	0	0	0	0	1
lupe	0-0	0-0	0-0	1	0	0	0	1
Benock	1-1	1-1	0-0	0	0	3	0	8
B. Johnson	0-0	0-0	0-0	0	1	0	0	9
Augustus	1-2	0-1	0-0	0	0	2	0	1
Bolen	0-0	0-0	0-0	2	0	0	0	1
Bailey	1-1	0-0	0-2	1	1	2	0	6
Team				1				

TOTALS 24-50 4-18 9-17 47 15 61 11 200

LSU (7-8, 0-1)

Player	FG	3FG	FT	RB	PF	PT	A	Min
Randolph	4-13	0-0	2-5	9	3	10	0	26
M. Thornton	2-14	2-6	6-6	7	1	12	0	33
Spencer	0-6	0-4	0-0	2	0	0	0	19
Martin	2-11	0-4	0-0	1	2	4	2	26
Temple	2-7	0-1	0-0	3	2	4	1	37
Mason	3-9	0-0	1-2	3	3	7	0	29
Green	1-2	0-0	0-0	0	1	2	0	12
Farrer	0-4	0-2	0-0	4	1	0	1	15
Q. Thornton	0-0	0-0	0-0	0	1	0	0	3
Team				7				

TOTALS 14-66 2-17 9-13 36 14 39 4 200

Halftime: MSU 25, LSU 19. FG%: MSU 48.0%, LSU 21.2%. 3FG%: MSU 22.2%, LSU 11.8%. FT%: MSU 52.9%, LSU 69.2%. Turnovers: MSU 17 (Gordon, Bailey 3), LSU 9 (Temple 3). Blocked Shots: MSU 10 (Varnado 7), LSU 4 (Randolph 2). Steals: MSU 5 (Turner 2), LSU 6 (Mason 3). Officials: Mike Stuart, Rick Hartzell, Antinio Petty. Attendance: 7,843.

GAME #16 RECAP

MSU 60, GEORGIA 49

JAN. 12, 2008 • STARKVILLE, MS

The homestanding Bulldogs notched their sixth consecutive victory of the season by successfully opening up their SEC home slate with a 60-49 win over the Bulldogs of Georgia at MSU's Humphrey Coliseum.

MState (11-5, 2-0) scored the game's first seven points and later still led by six points (16-10) with 7:12 remaining in the low-scoring first half of play. Georgia (9-5, 0-1) claimed its first lead of the contest at 22-20 with 3:19 left following back-to-back driving layups by Sundiata Gaines and a jumper by Corey Butler. MSU countered with dunks by all-SEC standouts Charles Rhodes and Jamont Gordon to take back a 27-24 advantage heading into halftime.

After Butler opened the second stanza with consecutive jumpers to put UGA back on top by a single point (28-27), MState went on an 18-2 run over the next seven minutes to break out to a 15-point cushion (45-30) by the 11:23 mark. Georgia responded by scoring nine unanswered points within a four-minute span to cut the deficit to a half-dozen points (45-39) with 7:42 remaining.

A Riley Benock 3-pointer at the 5:21 mark ended a six-minute scoring drought by MSU. State would go on to build an 11-point margin (50-39) before Georgia scored five straight points to pull to within six points (50-44) again with 1:55 left. A Terrance Woodbury 3-pointer with 49 seconds remaining would bring UGA to within a half-dozen points (53-47) one last time before the home team connected on 7-of-8 charity tosses over the final 43 seconds to seal the 11-point triumph and give MState its ninth win in 10 SEC home openers during the Rick Stansbury era.

In setting a new school record with 16 blocks on the day (10 by Jarvis Varnado), MSU held its third straight opponent to less than 30 percent shooting as UGA struggled with 16-of-65 (24.6%) from the field and just 3-of-17 (18%) from the arc.

Gordon and Gaines had 15 points apiece to lead the respective teams. Varnado added nine points and nine rebounds for the winners.

GEORGIA (9-5, 0-1)

Player	FG	3FG	FT	RB	PF	PT	A	Min
Woodbury	1-10	1-4	3-4	4	4	6	1	23
Bliss	1-3	0-0	0-0	4	2	2	0	21
Gaines	5-18	1-6	4-7	6	4	15	1	33
Butler	4-7	0-1	1-2	5	3	9	2	31
Humphrey	1-8	1-3	2-3	7	5	5	1	36
Barnes	0-1	0-0	0-0	2	1	0	0	4
Swansey	1-5	0-2	0-0	2	1	2	1	15
Brewer	0-2	0-1	0-0	3	0	0	0	8
Jackson	1-2	0-0	0-0	2	0	2	0	10
Price	2-9	0-0	4-6	3	1	8	0	19
Team				6				
TOTALS	16-65	3-17	14-22	44	21	49	6	200

MISSISSIPPI STATE (11-5, 2-0)

Player	FG	3FG	FT	RB	PF	PT	A	Min
Gordon	6-12	0-3	3-3	9	3	15	2	33
Varnado	4-5	0-0	1-1	9	3	9	0	21
Hansbrough	2-6	1-3	1-2	2	3	6	2	36
Stewart	3-13	0-5	3-5	5	4	9	2	36
Turner	2-7	2-6	1-2	9	3	7	2	37
R. Johnson	0-2	0-1	0-0	1	0	0	0	6
Benock	1-2	1-2	3-4	1	0	6	1	10
B. Johnson	0-1	0-0	0-0	1	0	0	1	9
Rhodes	4-5	0-0	0-2	3	1	8	0	12
Team				1				
TOTALS	22-53	4-20	12-19	41	17	60	10	200

Halftime: MSU 27, UGA 24. FG%: MSU 41.5%, UGA 24.6%. 3FG%: MSU 20.0%, UGA 17.6%. FT%: MSU 63.2%, UGA 63.6%. Turnovers: MSU 16 (Three with 4), UGA 14 (Gaines, Price 3). Blocked Shots: MSU 16 (Varnado 10), UGA 1 (Jackson 1). Steals: MSU 6 (Stewart, Turner 2), UGA 11 (Humphrey 4). Officials: J.B. Caldwell, John Hampton, Mark Whitehead. Attendance: 8,713.

GAME #17 RECAP

MSU 69, KENTUCKY 64

JAN. 15, 2008 • STARKVILLE, MS

The homestanding Bulldogs moved to 3-0 in SEC play for the first time since 1993-94 with a 69-64 home triumph over the Kentucky Wildcats in front of an ESPN viewing audience at MSU's Humphrey Coliseum.

After battling through five lead changes during the opening seven minutes of play, MState (12-5, 3-0) grabbed a six-point lead (22-16) following a Charles Rhodes dunk at the 9:13 mark of the opening period. The Bulldogs' lead grew to 10 points by the closing minutes of the half, but Kentucky (7-8, 1-1) scored the final five points of the first half to trim the deficit in half (32-27) by the halftime buzzer.

MSU seemingly regained control of the contest during the opening 10 minutes of the second stanza, building as much as a 12-point cushion (45-33) following a 3-pointer by Phil Turner at the 14:58 mark. Aided by some poor second-half free throw shooting by MSU and back-to-back Bulldog turnovers around the 5:00 mark, the Wildcats managed to get to within three points (56-53) after a Ramel Bradley layup with 5:01 left.

The Bulldogs regrouped and kept plugging away at the charity stripe to eventually go back up by eight points (65-57) after a 1-for-2 trip to the line by Rhodes with 30 seconds remaining. However, an MSU miscue sandwiched between four straight free throws by UK's Bradley followed by a Joe Crawford 3-pointer made it a two-point contest with nine seconds left in the game. Though he struggled from the field (2-of-11 FGs & 0-of-5 treys) on the night, State's Barry Stewart came through in the clutch by hitting 3-of-4 free throws over the final five seconds to give the Bulldogs their seventh straight win of the season.

Jarvis Varnado over-shadowed Jamont Gordon's game-high 24 points by recording the third triple-double in school history with 10 points, 12 rebounds and a school record-tying 10 blocks. MSU had 15 blocks to mark the fourth straight game in double digits. UK guards Bradley and Crawford tallied 22 and 20 points, respectively.

KENTUCKY (7-8, 1-1)

Player	FG	3FG	FT	RB	PF	PT	A	Min
Harris	1-3	0-1	0-0	4	3	2	1	38
Coury	1-6	0-0	1-2	3	2	3	1	20
Patterson	4-11	0-0	2-2	3	3	10	0	36
Bradley	6-17	2-10	8-8	4	2	22	4	40
Crawford	8-19	4-8	0-0	5	4	20	5	39
Krebs	0-0	0-0	0-0	1	0	0	0	1
Porter	1-1	1-1	0-0	0	1	3	0	2
Stewart	0-0	0-0	0-0	1	0	0	0	1
Stevenson	2-3	0-0	0-0	7	5	4	1	23
Team				5				
TOTALS	23-60	7-20	11-12	33	20	64	12	200

MISSISSIPPI STATE (12-5, 3-0)

Player	FG	3FG	FT	RB	PF	PT	A	Min
Rhodes	5-8	0-0	2-4	3	0	12	2	30
Varnado	3-5	0-0	4-10	12	2	10	1	36
Stewart	2-11	0-5	5-8	4	3	9	4	35
Turner	4-10	3-8	0-0	4	1	11	1	33
Gordon	7-11	5-7	5-9	9	3	24	5	36
R. Johnson	0-3	0-2	0-0	1	0	0	0	6
Begley	0-0	0-0	0-0	0	0	0	0	1
Benock	0-0	0-0	0-0	1	1	0	0	11
B. Johnson	1-2	0-0	0-0	2	1	2	0	9
Bailey	0-1	0-0	1-2	1	2	1	0	3
Team				3				
TOTALS	22-51	8-22	17-33	40	13	69	13	200

Halftime: MSU 32, UK 27. FG%: MSU 43.1%, UK 38.3%. 3FG%: MSU 36.4%, UK 35.0%. FT%: MSU 51.5%, UK 91.7%. Turnovers: MSU 13 (Stewart 5), UK 10 (Bradley 5). Blocked Shots: MSU 15 (Varnado 10), UK 5 (Harris, Stevenson 2). Steals: MSU 2 (Rhodes, Stewart), UK 7 (Bradley 4). Technicals: UK (Team). Officials: Doug Shows, Anthony Jordan, Rick Crawford. Attendance: 9,862.

GAME #18 RECAP

MSU 66, ALABAMA 56

JAN. 19, 2008 • TUSCALOOSA, AL

The visiting Bulldogs stretched their overall winning streak to eight consecutive games and SEC win string to four straight contests with a 66-56 victory over Alabama at Coleman Coliseum.

During an opening 20 minutes of play which featured five lead changes and four ties, MState (13-5, 4-0) owned the advantage for the majority of the first half. After the visitors led by as many as six points (14-8) four minutes into the game and then later owned a five-point margin (25-20) with 5:37 left, the Crimson Tide (11-8, 0-4) took a brief one-point lead (28-27) on a pair of Alonzo Gee free throws with 1:52 remaining.

However, the Bulldogs capped off a 7-of-14 first-half shooting performance from beyond the three-point arc with back-to-back treys by Riley Benock and Ben Hansbrough over the final minute to give MSU a 33-28 halftime advantage.

Following a made trey by Bama's Mykal Riley to open the second-half scoring, Jamont Gordon answered with a 3-pointer of his own to ignite a 9-0 State run. Midway through the half, the Tide scored seven unanswered points to cut the deficit to four points (52-48) with 8:21 left in the contest. MState's Barry Stewart responded with a clutch 3-pointer from the corner to halt the Bama run.

Four minutes later, Senario Hillman converted a three-point play to once again narrow the gap to four points (59-55) with 3:58 left to play. Back-to-back buckets by Gordon and Jarvis Varnado put the visitors back up by eight points with 2:06 left on the clock. MSU held Alabama to a single point over the game's final four minutes to win in Tuscaloosa for the first time since 2003-04 and prevail by double digits at Coleman Coliseum for the first time since 1989-90.

As a team, the Bulldogs drilled a season-high 12 three-point field goals (in 26 attempts), while the Tide struggled with 2-of-14 shooting from beyond the arc. Gordon hit for a game-high 24 points for the second straight contest en route to earning SEC Player of the Week and national honors by FOX Sports and *The Sporting News*. Stewart followed with 16 points for the winners. Richard Hendrix paced Alabama with 21 points.

MISSISSIPPI STATE (13-5, 4-0)

Player	FG	3FG	FT	RB	PF	PT	A	Min
Rhodes	2-7	0-1	1-2	9	2	5	0	31
Varnado	2-4	0-0	0-2	6	4	4	0	21
Stewart	6-11	3-5	1-2	1	3	16	3	35
Turner	1-5	1-4	0-0	2	2	3	3	28
Gordon	10-17	4-8	0-1	4	3	24	5	34
R. Johnson	0-0	0-0	2-4	1	0	2	1	2
Hansbrough	3-8	3-7	0-2	1	1	9	0	25
Benock	1-1	1-1	0-0	0	0	3	1	4
B. Johnson	0-1	0-0	0-0	2	2	0	0	7
Bailey	0-0	0-0	0-0	4	3	0	0	13
Team				4				
TOTALS	25-54	12-26	4-13	34	20	66	13	200

ALABAMA (11-8, 0-4)

Player	FG	3FG	FT	RB	PF	PT	A	Min
Jemison	3-6	0-1	2-4	6	3	8	2	35
Hendrix	8-10	0-0	5-8	6	3	21	4	36
Riley	2-9	1-6	0-0	7	4	5	4	35
Pickett	1-4	0-2	0-0	1	0	2	1	28
Gee	2-9	0-3	6-9	4	1	10	2	30
Torrance	1-1	0-0	0-0	1	0	2	2	6
Hollinger	1-2	1-2	0-2	0	0	3	1	13
Hillman	2-2	0-0	1-1	0	2	5	0	15
Coleman	0-0	0-0	0-0	0	0	0	0	1
Knox	0-1	0-0	0-0	1	1	0	0	1
Team				3				
TOTALS	20-44	2-14	14-24	29	14	56	16	200

Halftime: MSU 33, UA 28. FG%: MSU 46.3%, UA 45.5%. 3FG%: MSU 46.2%, UA 14.3%. FT%: MSU 30.8%, UA 58.3%. Turnovers: MSU 12 (Gordon 4), UA 17 (Hendrix 7). Blocked Shots: MSU 3 (Three with 1), UA 7 (Hendrix 3). Steals: MSU 7 (Varnado 3), UA 7 (Riley 3). Officials: Tom Eades, John Hampton, Tracy Woodson. Attendance: 11,290.

GAME #19 RECAP

MSU 88, #15 MISSISSIPPI 68
JAN. 26, 2008 • STARKVILLE, MS

The Bulldogs extended their season winning streaks to nine consecutive games overall and five straight to begin SEC play by claiming an 88-68 home triumph over No. 15 Mississippi with 10,421 fans on hand at Humphrey Coliseum.

After battling through six lead changes and two ties during the opening 10 minutes of play, MState (14-5, 5-0) scored seven unanswered points over a four-minute span to take a 28-21 lead with 6:06 remaining in the first half. The Rebels (15-3, 2-3) would cut the deficit to three points (34-31) with two minutes left, but the Bulldogs scored the final four points of the half to take a 38-31 halftime advantage.

MSU's lead was not seriously challenged the rest of the contest, as they took a trio of 10-point leads during the opening five minutes of the second stanza. After Ole Miss cut the deficit to seven points (49-42) at the 14:42 mark, State's Jamont Gordon converted a three-point play and then followed with a message-sending dunk to give the Bulldogs a 13-point cushion (55-42) with 13:12 left in the contest.

With the home team shooting 69 percent from the field in the second half and fueled by Charles Rhodes' 18 second-half points, the Bulldogs maintained their double-digit cushion over the final 14 minutes of the contest. The 20-point victory marked MSU's 10th consecutive home triumph over Ole Miss during the Rick Stansbury era and gave the Bulldogs their seventh straight SEC home win dating back to last February.

As a team, MSU shot 57 percent from the field for the game, along with holding UM to just 37 percent accuracy. Rhodes paced five double-digit State scorers with a game-high 26 points on 12-of-14 shooting, while Dwayne Curtis had 18 points and 11 rebounds for the visitors.

MISSISSIPPI (15-3, 2-3)

Player	FG	3FG	FT	RB	PF	PT	A	Min
Williams	1-4	0-0	0-3	3	4	2	0	19
Curtis	7-11	0-0	4-4	11	3	18	3	31
Warren	5-20	2-10	3-4	3	0	15	3	35
Polynice	7-13	0-0	0-0	7	2	14	1	34
Gaskins	1-7	1-3	0-0	0	2	3	0	24
Smith	0-0	0-0	0-0	0	0	0	1	5
Watson	1-3	0-0	0-0	1	1	2	0	7
White	4-7	0-0	1-1	2	4	9	0	20
Graham	1-3	1-1	0-0	2	0	3	0	10
Huertas	1-8	0-3	0-0	5	1	2	0	15
Team				5				
TOTALS	28-76	4-17	8-12	39	17	68	8	200

MISSISSIPPI STATE (14-5, 0-0)

Player	FG	3FG	FT	RB	PF	PT	A	Min
Rhodes	12-14	0-0	2-3	6	1	26	1	28
Varnado	4-5	0-0	4-4	8	3	12	1	29
Stewart	5-11	0-4	2-4	4	2	12	3	33
Turner	0-5	0-2	0-0	6	3	0	0	28
Gordon	5-12	2-6	1-1	1	2	13	6	30
R. Johnson	1-2	1-1	0-0	0	0	3	0	4
Begley	0-1	0-1	0-0	0	0	0	0	1
Iupe	0-0	0-0	0-0	1	0	0	0	1
Bryant	0-1	0-0	0-0	0	0	0	0	1
Benock	4-5	4-5	0-0	1	0	12	1	21
B. Johnson	1-2	0-0	0-0	3	1	2	3	11
Augustus	0-0	0-0	0-0	0	0	0	0	1
Bolen	0-0	0-0	0-0	0	0	0	0	1
Bailey	2-2	0-0	4-7	3	1	8	0	11
Team				7				
TOTALS	34-60	7-19	13-19	40	13	88	15	200

Halftime: MSU 38, UM 31. FG%: MSU 56.7%, UM 36.8%. 3FG%: MSU 36.8%, UM 23.5%. FT%: MSU 68.4%, UM 66.7%. Turnovers: MSU 11 (Rhodes, Stewart 2), UM 6 (Six with 1). Blocked Shots: MSU 8 (Varnado 4), UM 5 (Five with 1). Steals: MSU 4 (Gordon 2), UM 6 (Warren 3). Officials: Rick Crawford, Antinio Petty, Roger Ayers. Attendance: 10,421.

GAME #20 RECAP

ARKANSAS 78, #25 MSU 58
JAN. 30, 2008 • FAYETTEVILLE, AR

Ranked in the nation's Top 25 for the first time in three years, the 25th-ranked Bulldogs had their nine-game overall winning streak and five-game SEC win string snapped by dropping a 78-58 decision to the Arkansas Razorbacks at Bud Walton Arena.

Keyed by Jamont Gordon's 10 points through the opening eight minutes of play, MState (14-6, 5-1) held a four-point lead (11-7) at the 12:18 mark. With the Razorbacks (15-5, 4-2) playing without starter and Jackson, Miss., native Charles Thomas because of a suspension, senior forward Sonny Weems sparked a 14-0 Arkansas run by hitting three straight 3-pointers to give the home team a 21-11 advantage midway through the half.

MSU cut the deficit in half within a minute, but the Razorbacks responded by reclaiming a double-digit lead (27-16) with 6:43 left in the half. With Arkansas owning a 22-15 rebounding advantage and the Bulldogs saddled with 13 first-half turnovers, the Hogs owned a comfortable 43-28 halftime cushion.

MSU got off the deck and scored the first eight points of the second stanza to cut the margin to seven points (43-36) following a Phil Turner 3-pointer at the 16:02 mark. However, it was Weems yet again who ignited a spark for the home team by hitting a jumper and a 3-pointer to push the lead back up to double figures. The Razorbacks' cushion stayed at twin digits for the final 15 minutes of the contest, as MState suffered its first 20-point defeat since dropping an 83-61 decision at South Carolina on Feb. 11, 2006.

Though limiting Arkansas to 36 percent shooting for the contest, the Bulldogs were out-rebounded, 41-35, and outscored by 13 points at the free throw line. MSU was also credited with 22 turnovers and only five assists on the evening.

Gordon finished with a game-high 24 points, while Charles Rhodes posted a double-double with 11 points and 15 rebounds for the visitors. Weems tallied 22 points, including 5-of-10 accuracy from beyond the three-point arc, and Patrick Beverley registered his own double-double with 19 points and 10 boards for the winners.

MISSISSIPPI STATE (14-6, 5-1)

Player	FG	3FG	FT	RB	PF	PT	A	Min
Rhodes	4-11	0-0	3-5	15	2	11	1	37
Varnado	0-1	0-0	1-2	6	3	1	0	24
Stewart	3-7	0-2	1-2	1	5	7	0	30
Turner	2-6	2-5	0-0	3	3	6	1	27
Gordon	8-16	3-8	5-6	4	3	24	1	37
R. Johnson	2-4	1-2	0-0	1	1	5	0	12
Benock	0-2	0-0	0-0	0	3	0	2	14
B. Johnson	1-1	0-0	2-2	4	0	4	0	12
Bailey	0-1	0-0	0-0	0	3	0	0	7
Team				1				
TOTALS	20-49	6-19	12-17	35	23	58	5	200

ARKANSAS (15-5, 4-2)

Player	FG	3FG	FT	RB	PF	PT	A	Min
Weems	8-17	5-10	1-1	6	2	22	1	28
Washington	2-6	1-2	3-4	4	3	8	1	22
Hill	3-3	0-0	3-4	6	2	9	0	24
Welsh	1-7	1-4	4-5	1	0	7	1	30
Beverley	6-16	1-6	6-8	10	1	19	4	37
Ervin	0-5	0-0	4-4	4	4	4	2	23
Townes	1-4	0-0	4-4	3	2	6	1	19
Britt	0-0	0-0	0-0	1	0	0	0	1
Cox	0-0	0-0	0-0	0	0	0	0	1
Hunter	1-3	1-2	0-0	3	3	3	1	15
Team				3				
TOTALS	22-61	9-24	25-30	41	17	78	11	200

Halftime: UA 43, MSU 28. FG%: MSU 40.8%, UA 36.1%. 3FG%: MSU 31.6%, UA 37.5%. FT%: MSU 70.6%, UA 83.3%. Turnovers: MSU 22 (Gordon 6), UA 12 (Weems, Hill 3). Blocked Shots: MSU 8 (Varnado 4), UA 4 (Washington, Hill 2). Steals: MSU 5 (Five with 1), UA 7 (Welsh, Beverley 2). Officials: Doug Shows, Les Jones, James Breeding. Attendance: 17,927.

GAME #21 RECAP

#7 TENNESSEE 76, #25 MSU 71
FEB. 2, 2008 • STARKVILLE, MS

Despite a valiant second-half comeback, the 25th-ranked Bulldogs dropped a 76-71 home decision to the seventh-ranked Tennessee Volunteers at MSU's Humphrey Coliseum.

Bidding for their first win over a top 10-ranked team since 2002, the homestanding Bulldogs (14-7, 5-2) jumped out to an early 8-2 lead three minutes into the contest. However, a 9-1 Tennessee run over a two-minute span later in the half gave the Volunteers (19-2, 6-1) a five-point lead (16-11) at the 10:34 mark.

An 8-2 MState run, capped by a Barry Stewart 3-pointer, put the home team back on top briefly before the visitors scored seven unanswered points to go back up by six points (25-19) with 6:53 left in the half. The Volunteers used 8-of-16 three-point shooting through the opening 20 minutes of play to acquire a 36-27 halftime lead.

Tennessee maintained control of the contest through the first 13 minutes of the second stanza before MSU's perimeter shooting suddenly came alive. The first of three straight Stewart treys coming at the 6:15 mark ignited a 24-9 Bulldog run that would set up some last-minute dramatics. For nearly a six-minute period, Stewart and fellow Tennessee native Jamont Gordon combined for 7-of-8 three-point shooting to pull the Bulldogs from 17 points down (64-47) to within a basket (73-71) on Stewart's career-high sixth trey with 43 seconds remaining in the contest.

After UT's Wayne Chism misfired on the front end of a 1-and-1 with 34 seconds left, MSU committed a turnover to give the ball back. State got another chance when Jordan Howell only made 1-of-2 free throws with 15 seconds left, but Gordon's trey attempt with seven ticks on the clock was off target. Howell sealed the Vols' road victory with two free throws in the final seconds.

Stewart finished with a game-high 21 points on 6-of-8 treys, while Chris Lofton paced the winners with 20 points. The two teams combined for 22 made 3-pointers in the contest, while UT benefited from a 42-32 rebounding advantage.

TENNESSEE (19-2, 6-1)

Player	FG	3FG	FT	RB	PF	PT	A	Min
T. Smith	3-6	2-2	0-0	4	4	8	4	15
Chism	2-6	2-4	1-3	6	4	7	0	26
J. Smith	5-9	2-6	3-4	5	4	15	1	22
Lofton	6-12	4-9	4-4	1	1	20	1	31
R. Smith	1-5	0-1	0-0	1	1	2	1	22
Howell	2-7	2-5	3-4	4	1	9	2	18
Pearl	0-1	0-0	0-0	0	1	0	0	1
Tabb	0-1	0-1	0-0	4	1	0	2	11
Prince	3-8	0-0	1-2	4	3	7	1	23
Crews	3-7	0-0	0-0	3	2	6	0	21
Williams	1-1	0-0	0-1	5	4	2	0	10
Team				5				
TOTALS	26-63	12-28	12-18	42	26	76	12	200

MISSISSIPPI STATE (14-7, 5-2)

Player	FG	3FG	FT	RB	PF	PT	A	Min
Rhodes	4-9	0-0	7-8	10	2	15	1	35
Varnado	2-4	0-0	1-4	4	2	5	0	30
Stewart	7-9	6-8	1-2	4	2	21	1	34
Turner	1-5	0-2	0-1	3	2	2	0	24
Gordon	4-12	4-10	5-9	3	4	17	6	37
R. Johnson	2-5	0-1	1-1	1	1	5	0	10
Benock	0-0	0-0	0-0	1	1	0	2	15
B. Johnson	1-1	0-0	1-1	2	2	3	0	9
Bailey	1-2	0-0	1-3	4	3	3	0	6
Team				2				
TOTALS	22-47	10-21	17-29	32	21	71	10	200

Halftime: UT 36, MSU 27. FG%: MSU 46.8%, UT 41.3%. 3FG%: MSU 47.6%, UT 42.9%. FT%: MSU 58.6%, UT 66.7%. Turnovers: MSU 16 (Rhodes 5), UT 13 (J. Smith 3). Blocked Shots: MSU 10 (Rhodes 5), UT 3 (Chism 2). Steals: MSU 4 (Stewart 2), UT (Three with 1). Officials: Joe Lindsay, Mike Thibodeaux, Everett Summers. Technicals: Bailey (MSU), Prince (UT). Attendance: 10,150.

GAME #22 RECAP

MSU 73, ALABAMA 66

FEB. 6, 2008 • STARKVILLE, MS

The Bulldogs got back on the winning track by registering a 73-66 home victory over divisional rival Alabama at MSU's Humphrey Coliseum.

Snapping a two-game losing skid with the seven-point home win over the Crimson Tide, MSU (15-7) closed out the first half of the regular-season conference slate with a 6-2 league mark.

During a fairly sluggish first half of play, the Bulldogs built an eight-point lead (16-8) by the 9:19 mark. Alabama (13-10, 2-6) would battle back to tie up the contest two more times late in the half and even take a brief two-point edge (27-25) with 4:23 left. State's Barry Stewart responded with a 3-pointer to help the home team to a four-point lead (33-29) at the intermission.

The Bulldogs maintained their lead throughout the second stanza, opening up as much as an 11-point advantage (56-45) midway through the period. However, the Tide managed to cut the deficit to just two points (60-58) by the 5:31 mark and was still down by just a basket (65-63) with 3:31 left following an Alonzo Gee 3-pointer.

A minute later, MSU's Jarvis Varnado put back a missed Charles Rhodes jumper to give the Bulldogs a four-point lead with 2:27 left. After the two teams traded free throws, MState's Jamont Gordon converted on a pair of charity tosses to lengthen the margin to six points (70-64) with 48 seconds remaining. Following a Mikhail Torrance layup, Gordon missed the second of two free throws. However, Rhodes pulled down the missed second attempt and went to the line, but he failed to connect on either free throw.

With a chance to cut into the deficit, the Tide misfired on two shot attempts on its ensuing possession, which ultimately ended with a turnover. The Bulldogs sealed their first season series sweep of Bama since 1998-99 by hitting two more free throws over the final 22 seconds.

Holding Alabama to just 36 percent shooting for the game, MSU was paced by Gordon and Rhodes with 17 points apiece. Gordon tied his career high with 10 assists to post his second double-double of the season. Gee led a quintet of double-digit Bama scorers with 16 points, but struggled with just 4-of-18 from the field.

ALABAMA (13-10, 2-6)

Player	FG	3FG	FT	RB	PF	PT	A	Min
Jemison	1-4	0-0	0-0	5	1	2	0	11
Hendrix	6-15	0-1	0-2	6	5	12	1	29
Riley	7-16	1-6	0-0	7	3	15	2	39
Hollinger	3-8	2-4	2-4	2	2	10	4	37
Gee	4-18	2-7	6-7	5	1	16	3	37
Torrance	4-6	2-2	0-0	2	1	10	0	16
Pickett	0-0	0-0	0-0	0	0	0	0	2
Hillman	0-1	0-1	0-2	1	1	0	2	15
Coleman	0-1	0-0	1-2	3	3	1	0	14
Team			7					
TOTALS	25-69	7-21	9-17	38	17	66	12	200

MISSISSIPPI STATE (15-7, 6-2)

Player	FG	3FG	FT	RB	PF	PT	A	Min
Rhodes	7-12	0-0	3-6	9	2	17	1	33
Varnado	4-5	0-0	0-0	3	1	8	1	30
Stewart	5-11	3-8	0-0	9	0	13	2	36
Turner	1-3	1-3	1-2	5	0	4	0	14
Gordon	5-13	0-4	7-10	6	2	17	10	38
R. Johnson	0-1	0-0	0-0	1	0	0	0	4
Hansbrough	3-8	2-5	2-2	0	3	10	2	27
Benock	0-0	0-0	0-0	0	1	0	0	3
B. Johnson	0-0	0-0	0-0	2	1	0	0	7
Bailey	1-1	0-0	2-2	2	2	4	0	8
Team			4					
TOTALS	26-54	6-20	15-22	41	12	73	16	200

Halftime: MSU 33, UA 29. FG%: MSU 48.1%, UA 36.2%. 3FG%: MSU 30.0%, UA 33.3%. FT%: MSU 68.2%, UA 52.9%. Turnovers: MSU 13 (Rhodes, Stewart 3), UA 7 (Riley 2). Blocked Shots: MSU 6 (Rhodes, Varnado 2), UA 6 (Jemison, Hendrix 3). Steals: MSU 4 (Gordon 3), UA 6 (Riley 3). Officials: Tom Eades, Mike Nance, Anthony Jordan. Attendance: 9,730.

GAME #23 RECAP

MSU 83, AUBURN 64

FEB. 9, 2008 • AUBURN, AL

The visiting Bulldogs tipped off the second half of their regular-season conference slate in impressive fashion by claiming a convincing 83-64 road victory over the undermanned Auburn Tigers at Beard-Eaves-Memorial Coliseum.

Leading comfortably from the opening tip-off to the final buzzer, MState (16-7, 7-2) scored the first 10 points of the contest en route to jumping out to a 19-4 advantage by the 15:43 mark of the first period. The MSU cushion stayed at double figures for the remainder of the half and throughout the second stanza. Auburn (12-10, 2-7) cut the deficit to 10 points (27-17) on a three-point play by Frank Tolbert at the 8:22 mark. However, the Bulldogs scored six unanswered points to push the margin back up to 16 points.

Despite 12 first-half turnovers, MSU outshot the Tigers 57 percent to 29 percent in addition to owning a commanding 26-8 rebounding advantage en route to posting a 44-29 halftime bulge.

The State lead ballooned to 20 points (52-32) three minutes into the second stanza. The Tigers did muster one last comeback attempt midway through the closing period when a Quantez Robertson layup capped a 7-0 Auburn run to cut the deficit back to 10 points (60-50) with 11:33 remaining. However, a Jamont Gordon 3-pointer put a halt to the momentum, and the Bulldogs went back up by 20 points (72-52) at the 6:57 mark on a Ben Hansbrough layup. The MSU lead grew to as many as 23 points (83-60) after a Hansbrough trey with two minutes left, before the visitors coasted to their third league road triumph in four SEC outings on the season.

For the contest, the Bulldogs shot 52 percent from the field, including 10-of-23 accuracy from beyond the arc, and managed a season-best 89 percent from the charity stripe. Defensively, MSU limited Auburn to just 34 percent shooting for the game and owned a commanding 46-27 rebounding advantage.

Gordon (24 points & 13 rebounds) and Charles Rhodes (17/10) both notched double-doubles for the winners, while Rasheem Barrett led Auburn with 18 points.

MISSISSIPPI STATE (16-7, 7-2)

Player	FG	3FG	FT	RB	PF	PT	A	Min
Rhodes	5-11	0-0	7-7	10	4	17	0	33
Varnado	4-4	0-0	0-0	3	4	8	1	23
Hansbrough	6-9	4-7	4-5	4	3	20	3	38
Stewart	2-5	2-4	1-2	3	2	7	1	37
Gordon	5-11	3-7	11-12	13	1	24	8	37
R. Johnson	2-3	0-1	0-0	0	0	4	0	5
Begley	0-1	0-1	0-0	0	0	0	0	2
Benock	0-1	0-1	0-0	0	0	0	0	4
B. Johnson	0-0	0-0	0-0	1	0	0	0	2
Turner	1-2	1-2	0-0	3	1	3	1	15
Bailey	0-1	0-0	0-0	0	1	0	0	4
Team			9					
TOTALS	25-48	10-23	23-26	46	16	83	14	200

AUBURN (12-10, 2-7)

Player	FG	3FG	FT	RB	PF	PT	A	Min
Prowell	1-6	1-4	0-0	0	5	3	0	22
Tolbert	6-15	0-2	5-6	4	4	17	4	39
Reed	1-6	1-3	1-2	0	2	4	2	20
Barrett	7-22	2-6	2-2	6	3	18	2	32
Robertson	6-8	1-3	3-3	5	3	16	1	37
Hargrove	1-8	1-5	1-2	5	1	4	2	29
Williams	0-1	0-1	0-0	0	1	0	0	5
Heramb	1-2	0-1	0-0	0	2	2	1	16
Team			7					
TOTALS	23-68	6-25	12-15	27	22	64	12	200

Halftime: MSU 44, AU 29. FG%: MSU 52.1%, AU 33.8%. 3FG%: MSU 43.5%, AU 24.0%. FT%: MSU 88.5%, AU 80.0%. Turnovers: MSU 24 (Gordon 8), AU 11 (Four with 2). Blocked Shots: MSU 9 (Varnado 6), AU 2 (Tolbert 2). Steals: MSU 6 (Hansbrough 3), AU 13 (Tolbert 6). Officials: Joe Lindsay, Lee Cassell, Tracy Woodson. Attendance: 7,489.

GAME #24 RECAP

MSU 80, ARKANSAS 74

FEB. 16, 2008 • STARKVILLE, MS

The homestanding Bulldogs survived a second-half scare and extended their SEC Western Division lead to two games over second-place Arkansas by claiming an 80-74 victory over the Razorbacks at MSU's Humphrey Coliseum.

With Charles Rhodes scoring 15 of the team's first 20 points through the opening six minutes of the game, MState (17-7, 8-2) grabbed an early nine-point advantage (22-13) by the 13:35 mark. Arkansas (17-7, 6-4) cut the deficit to four points on a couple of occasions, before the Bulldogs reclaimed a double-digit lead (32-22) on a break-away dunk by Barry Stewart with 8:18 left.

With Rhodes and Stewart hitting for 19 and 12 first-half points, respectively, MSU also benefited from a 22-11 rebounding margin through the opening 20 minutes of play to claim a 47-34 half-time advantage.

Following a dunk by MSU's Jarvis Varnado to begin the second-half scoring, the Razorbacks went on a 19-2 run over the next five minutes to turn a 15-point deficit into a two-point lead (53-51) by the 13:54 mark. Arkansas went up by as many as four points (60-56) with 11:24 remaining, but the Bulldogs would regroup to force four deadlocks over a critical four-minute span.

Seven unanswered points by the home team put State on top by five points (73-68) with 3:56 left. The Razorbacks managed to cut the deficit to three points a couple of times down the stretch, but the Bulldogs finished off the game at the charity stripe. Hitting 23-of-29 from the line on the day, MSU converted on 14-of-18 free throws over the final 7:30 and went on to claim its eighth straight home victory over Arkansas.

With the Bulldogs outscoring the visitors, 23-8, from the line for the game, Rhodes and Stewart paced the winners with 24 and 19 points, respectively. Varnado notched his fourth double-double of the year with 10 points and 10 rebounds, while Jamont Gordon added nine points, eight boards and eight assists. Former MSU transfer Gary Ervin led a quartet of double-digit Arkansas scorers with 15 points off the bench.

ARKANSAS (17-7, 6-4)

Player	FG	3FG	FT	RB	PF	PT	A	Min
Weems	6-14	2-5	0-0	3	2	14	4	39
Washington	1-2	1-2	0-0	0	2	3	0	12
Hill	2-3	0-0	2-2	4	2	6	0	17
Welsh	4-5	0-1	1-1	1	1	9	0	13
Beverley	4-7	2-4	1-3	6	2	11	0	39
Ervin	6-11	2-3	1-2	4	3	15	1	29
Thomas	1-5	0-0	1-1	3	5	3	1	13
Townes	4-9	0-0	2-6	4	1	10	1	22
Hunter	1-7	1-5	0-0	1	5	3	0	16
Team			7					
TOTALS	29-63	8-20	8-15	33	23	74	7	200

MISSISSIPPI STATE (17-7, 8-2)

Player	FG	3FG	FT	RB	PF	PT	A	Min
Rhodes	9-18	1-1	5-7	1	2	24	1	28
Varnado	3-4	0-0	4-6	10	2	10	0	29
Hansbrough	3-4	1-2	1-1	3	5	8	0	35
Stewart	5-11	3-5	6-6	5	4	19	1	38
Gordon	1-9	0-4	7-9	8	1	9	8	35
R. Johnson	1-3	0-1	0-0	2	1	2	0	8
Benock	0-0	0-0	0-0	0	0	0	0	4
B. Johnson	0-0	0-0	0-0	2	1	0	0	11
Turner	0-0	0-0	0-0	0	0	0	0	1
Bailey	4-5	0-0	0-0	3	1	8	0	11
Team			4					
TOTALS	26-54	5-13	23-29	38	17	80	10	200

Halftime: MSU 47, UA 34. FG%: MSU 48.1%, UA 46.0%. 3FG%: MSU 38.5%, UA 40.0%. FT%: MSU 79.3%, UA 53.3%. Turnovers: MSU 14 (Gordon 6), UA 14 (Thomas 5). Blocked Shots: MSU 6 (Varnado 3), UA 7 (Hill 5). Steals: MSU 7 (Varnado, Stewart 2), UA 8 (Hunter 3). Technicals: None. Officials: Mike Stuart, Mike Nance, Ron Groover. Attendance: 10,096.

GAME #25 RECAP

MISSISSIPPI 74, MSU 63

FEB. 20, 2008 • OXFORD, MS

The Bulldogs had their three-game winning streak snapped by dropping a 74-63 road decision to the rejuvenated Mississippi Rebels at UM's Tad Smith Coliseum.

In what started out as a high-octane offensive slugfest, the two teams combined for 35 points through the opening five minutes of action. State's Jamont Gordon traded 3-pointers with Ole Miss' Chris Warren to give the visitors a 19-16 lead by the 15:02 mark of the opening period. Gordon's trey started a 7-0 MSU run that gave the Bulldogs (17-8, 8-3) a 23-16 lead with 12:19 left.

Midway through the half, the Rebels (18-7, 4-7) responded with seven unanswered points of their own to take back the lead. In a half that featured six ties and three lead changes, Ole Miss secured a 35-30 halftime lead primarily on the strength of a commanding 28-17 rebounding advantage through the opening 20 minutes.

The Rebels maintained control of the contest throughout the second stanza, upping their margin to double digits (51-40) by the 10:55 mark. MState did make one final push by mounting a 9-2 run that cut an 11-point deficit to just four points (61-57) after a Ben Hansbrough 3-pointer with 4:51 remaining. However, the Bulldogs misfired on their next three shot attempts and committed two costly turnovers over the next two minutes to put an end to any final comeback attempt. Meanwhile, UM's lead returned to double figures (67-57) with 2:32 remaining and ultimately resulted in an 11-point Ole Miss victory.

The Bulldogs were limited to just 38 percent shooting from the field for the game, including only 6-of-23 (26%) from beyond the arc, and but 52 percent from the charity stripe. MSU was slowed by 15 turnovers and had only nine assists.

Warren led all scorers with 22 points on the night, while Eniel Polynice added 14 points for the winners. UM senior Dwayne Curtis notched his 13th double-double of the season with 10 points and a game-high 16 rebounds. Gordon paced the Bulldogs with 20 points, but hit only 6-of-17 shots from the field, while senior Charles Rhodes followed with 13 points.

MISSISSIPPI STATE (17-8, 8-3)

Player	FG	3FG	FT	RB	PF	PT	A	Min
Rhodes	5-11	0-0	3-4	5	2	13	1	37
Varnado	3-5	0-0	0-0	6	2	6	0	32
Hansbrough	3-8	2-5	0-0	5	0	8	1	37
Stewart	4-13	0-6	3-5	8	3	11	3	37
Gordon	6-17	4-11	4-8	6	4	20	3	36
R. Johnson	0-2	0-1	0-2	4	0	0	0	7
Benock	0-0	0-0	0-0	0	0	0	1	3
B. Johnson	1-1	0-0	0-0	0	1	2	0	3
Bailey	1-3	0-0	1-2	1	3	3	0	8
Team				6				
TOTALS	23-60	6-23	11-21	41	15	63	9	200

MISSISSIPPI (18-7, 4-7)

Player	FG	3FG	FT	RB	PF	PT	A	Min
Parnell	2-4	0-0	2-4	2	3	6	0	13
Curtis	5-11	0-0	0-0	16	1	10	4	36
Warren	8-18	4-10	2-2	2	2	22	4	35
Polynice	6-11	0-1	2-2	5	3	14	4	38
Huertas	3-7	3-5	0-0	4	3	9	0	28
Smith	0-0	0-0	0-0	0	0	0	0	5
Gaskins	0-3	0-2	2-2	0	1	2	2	13
Graham	1-1	0-0	0-0	1	0	2	0	2
Williams	4-11	0-0	1-3	5	4	9	2	30
Team				6				
TOTALS	29-66	7-18	9-13	41	17	74	16	200

Halftime: UM 35, MSU 30. FG%: MSU 38.3%, UM 43.9%. 3FG%: MSU 26.1%, UM 38.9%. FT%: MSU 52.4%, UM 69.2%. Turnovers: MSU 15 (Gordon 4), UM 12 (Curtis, Williams 3). Blocked Shots: MSU 6 (Varnado 6), UM 5 (Polynice 3). Steals: MSU 3 (Gordon 2), UM 8 (Huertas 3). Technicals: Bailey (MSU), Williams (UM). Officials: Tony Greene, Rick Crawford, Tim Clougherty. Attendance: 9,167.

GAME #26 RECAP

MSU 61, SOUTH CAROLINA 56 (OT)

FEB. 23, 2008 • COLUMBIA, SC

The visiting Bulldogs pulled out a 61-56 overtime road victory over South Carolina at the Colonial Center to extend their SEC Western Division lead to two full games over Arkansas.

With both teams struggling from the field in the opening half on just 17-of-52 (33%) combined field-goal shooting and only 3-of-23 (13%) three-point accuracy between them, the homestanding Gamecocks (12-14, 4-8) owned a narrow 21-20 halftime advantage.

MState (18-8, 9-3) came out in the second period with a Jarvis Varnado dunk and a Ben Hansbrough 3-pointer to take a four-point lead (25-21) one minute into the half. The Bulldogs pushed the margin up to five points (32-27) with 13:59 left, before USC scored 11 unanswered points to mount a six-point lead (38-32) midway through the half. A Devan Downey 3-pointer at the 7:08 mark gave the home team a 43-38 advantage.

Neither team would score over the next two minutes, before MSU's Jamont Gordon converted on a three-point play and followed with a 3-pointer to put the visitors back on top by a point (44-43) with 4:39 remaining. Tied at 47-47, a trio of Gamecock players would all make 1-of-2 free throws over the final minute, while MSU's Gordon missed on the front end of a 1-and-1 and misfired on a three-point attempt. After hitting 1-of-2 charity tosses to give Carolina a 50-47 lead with seven ticks left on the clock, Evka Baniulis fouled Hansbrough on a trey attempt from the corner with 1.1 seconds left. The State sophomore guard calmly sank all three free throws to tie the game at 50-50 at the end of regulation.

With the Bulldogs playing without Varnado and Gordon, who picked up his fifth foul 12 seconds into the extra session, senior Charles Rhodes stepped up to score six of his game-high 24 points in overtime to help MSU escape with a 61-56 victory. Rhodes hit 11-of-17 shots and added nine rebounds, while Varnado totalled seven points, 12 rebounds and five blocks.

Limited to only 31 percent shooting on the night, including just 7-of-36 (19%) three-point accuracy, USC was paced by Downey's 19 points

MISSISSIPPI STATE (18-8, 9-3)

Player	FG	3FG	FT	RB	PF	PT	A	Min
Rhodes	11-17	0-0	2-3	9	1	24	3	42
Varnado	3-5	0-0	1-1	12	5	7	1	37
Hansbrough	2-7	2-6	3-3	7	4	9	5	38
Stewart	3-10	1-6	1-2	3	2	8	0	43
Gordon	3-10	1-4	2-4	5	5	9	4	36
R. Johnson	0-2	0-1	0-0	0	0	0	1	6
Benock	0-0	0-0	0-0	0	1	0	0	7
B. Johnson	0-0	0-0	0-0	2	0	0	0	3
Turner	1-1	1-1	0-0	0	1	3	0	5
Bailey	0-1	0-0	1-2	1	0	1	0	8
Team				3				
TOTALS	23-53	5-18	10-15	42	19	61	14	225

SOUTH CAROLINA (12-14, 4-8)

Player	FG	3FG	FT	RB	PF	PT	A	Min
Archie	0-2	0-1	0-0	1	5	0	1	18
Day	2-8	1-7	1-2	5	2	6	0	35
Baniulis	1-7	1-7	1-2	1	2	4	1	41
Downey	6-18	3-9	4-6	4	2	19	1	43
Fredrick	2-12	0-7	1-4	2	3	5	3	37
Raley-Ross	3-6	2-5	2-3	3	0	10	1	21
Gray	0-0	0-0	0-0	0	0	0	0	1
Holmes	6-12	0-0	0-0	13	2	12	0	29
Team				7				
TOTALS	20-65	7-36	9-17	36	16	56	7	225

Halftime: USC 21, MSU 20. Regulation: MSU 50, USC 50. FG%: MSU 43.4%, USC 30.8%. 3FG%: MSU 27.8%, USC 19.4%. FT%: MSU 66.7%, USC 52.9%. Turnovers: MSU 19 (Gordon 7), USC 11 (Day, Fredrick 3). Blocked Shots: MSU 5 (Varnado 5), USC 1 (Holmes 1). Steals: MSU 7 (Gordon, Hansbrough 2), USC 6 (Downey 3). Officials: Tom Eades, Rick Crawford, Patrick Evans. Attendance: 15,093.

GAME #27 RECAP

MSU 89, AUBURN 78

FEB. 27, 2008 • STARKVILLE, MS

With all five starters scoring in double figures, the Bulldogs shot a season-high 60 percent from the field en route to claiming an 89-78 home win over Auburn at MSU's Humphrey Coliseum.

After battling through four ties during the opening eight minutes of play, the Bulldogs (19-8, 10-3) eventually built an eight-point advantage midway through the first half. However, Quan Prowell of the visiting Tigers (14-12, 4-9) scored 11 unanswered points himself in less than two minutes on three 3-pointers and a two-point basket to put Auburn on top, 29-26, by the 7:08 mark.

A Phil Turner trey began a 9-0 MState run that put the home team back in the lead, 35-29, with 3:58 left in the half. After stretching the margin to as many as nine points (40-31), the Bulldogs settled for a 42-35 halftime lead on the strength of 59 percent field-goal shooting, including 7-of-13 accuracy (54%) from beyond the three-point arc.

MSU managed to maintain its lead throughout the second half, though the Tigers cut the deficit to two points four minutes into the period. Leading by only three points (51-48) following a DeWayne Reed 3-pointer at the 13:28 mark, Jamont Gordon and Ben Hansbrough nailed consecutive triples to halt the AU comeback attempt. Another Reed trey midway through the half narrowed the gap to six points (61-55), but State's Charles Rhodes answered in resounding fashion with two of his five dunks on the night to make it a 10-point game (65-55) with 8:59 remaining.

Using only six players in the contest, the Tigers never got any closer than eight points the rest of the way, as the Bulldogs pulled away for the 11-point triumph. The 89-78 victory was MSU's eighth straight home win over Auburn and marked the team's 13th win in the last 15 series meetings with the Tigers.

MState's 60 percent effort from the field marked the second-best shooting performance in SEC play for a Rick Stansbury-coached team. With 10 dunks and 11 made 3-pointers on the night, the efficient Bulldogs were credited with 22 assists on 33 made baskets.

Rhodes countered Prowell's brilliant 31-point performance (7-of-10 treys) with a career-high 30 points of his own on 11-of-14 field goals and 7-of-8 free throws. Gordon followed with 20 points and added six assists for the winners.

AUBURN (14-12, 4-9)

Player	FG	3FG	FT	RB	PF	PT	A	Min
Hargrove	5-13	0-5	1-1	10	3	11	2	39
Prowell	11-21	7-10	2-4	8	2	31	1	40
Tolbert	3-10	0-2	2-2	4	1	8	0	24
Barrett	5-13	1-4	2-2	3	1	13	4	33
Robertson	1-8	1-5	2-2	4	1	5	3	40
Reed	3-6	3-6	1-2	0	1	10	4	24
Team				2				
TOTALS	28-71	12-32	10-13	29	11	78	14	200

MISSISSIPPI STATE (19-8, 10-3)

Player	FG	3FG	FT	RB	PF	PT	A	Min
Rhodes	11-14	1-1	7-8	9	4	30	0	33
Varnado	6-7	0-0	2-4	9	2	14	2	37
Hansbrough	3-9	2-7	3-3	6	0	11	6	38
Stewart	4-8	3-5	0-0	5	1	11	5	37
Gordon	8-14	4-8	0-1	4	3	20	6	33
Begley	0-0	0-0	0-0	0	0	0	0	1
Benock	0-0	0-0	0-0	0	0	0	2	6
B. Johnson	0-0	0-0	0-0	1	1	0	1	7
Turner	1-3	1-2	0-0	0	1	3	0	5
Bailey	0-0	0-0	0-0	0	0	0	0	3
Team				2				
TOTALS	33-55	11-23	12-16	36	12	89	22	200

Halftime: MSU 42, AU 35. FG%: MSU 60.0%, AU 39.4%. 3FG%: MSU 47.8%, AU 37.5%. FT%: MSU 75.0%, AU 76.9%. Turnovers: MSU 12 (Gordon 6), AU 4 (Reed 2). Blocked Shots: MSU 7 (Varnado 4), AU 2 (Hargrove, Prowell 1). Steals: MSU 2 (Varnado, Hansbrough 1), AU 6 (Robertson 2). Officials: Tony Greene, Doug Shows, Tracy Woodson. Attendance: 9,416.

GAME #28 RECAP

MSU 68, FLORIDA 59

MARCH 1, 2008 • GAINESVILLE, FL

The visiting Bulldogs won their third straight game and clinched the outright title of the SEC's Western Division by claiming a 68-59 victory over Florida at the Stephen C. O'Connell Center.

With the nine-point win, MSU (20-8, 11-3) captured its fourth SEC West crown in the last six seasons and eclipsed the 20-win mark for the seventh time during the Rick Stansbury era.

After the homestanding Gators (21-8, 8-6) took a brief 4-3 lead two minutes into the contest, the Bulldogs rattled off 11 unanswered points to take a 14-4 advantage by the 13:55 mark. In limiting Florida to only 35 percent first-half shooting, including but 3-of-12 from beyond the arc, MState maintained the upper hand the rest of the way en route to owning a 39-27 halftime lead.

The Gators outscored the visitors, 9-2, during the opening six minutes of the second stanza to cut the deficit to five points (41-36) by the 14:10 mark. After the Bulldogs pushed the margin up to 13 points (52-39) with 8:04 remaining, Florida gradually cut into the State lead. A 1-of-2 effort from the line by UF's Nick Calathes made it a six-point game (56-50) with 3:56 left. A minute later after the Gators had pulled to within six points again following a Marreese Speights layup, MSU's Ben Hansbrough hit a clutch 3-pointer at the 2:37 mark that all but sealed the Bulldogs' fifth SEC road win in seven tries on the season.

State hit 5-of-6 free throws over the final 41 seconds to push the margin to 13 points before settling for the nine-point road triumph and breaking a three-game series losing skid to UF.

With Florida entering the game leading the SEC in team field-goal percentage (.494) for all games on the year and averaging 79.1 points per outing coming into the contest, the Bulldogs held their 10th of 14 league opponents under the 40-percent mark from the field. The Gators could manage but 22-of-61 (36.1%) field-goal shooting on the day, including just 7-of-25 (28%) treys.

Hansbrough paced four double-figure State scorers with 20 points, while Charles Rhodes added 15 points and eight rebounds for the winners. MSU's Jarvis Varnado accounted for 11 points, 11 boards and seven blocks. Speights led Florida with 20 points and 10 rebounds.

MISSISSIPPI STATE (20-8, 11-3)

Player	FG	3FG	FT	RB	PF	PT	A	Min
Rhodes	6-13	0-0	3-6	8	1	15	2	36
Varnado	4-7	0-0	3-8	11	3	11	1	37
Hansbrough	6-10	4-8	4-4	5	2	20	2	38
Stewart	3-13	2-8	2-2	8	1	10	1	39
Gordon	1-8	0-4	2-4	5	4	4	5	33
R. Johnson	2-3	1-1	0-0	1	2	5	2	10
B. Johnson	1-1	0-0	1-1	1	0	3	0	4
Bailey	0-0	0-0	0-0	0	2	0	0	3
Team				1				
TOTALS	23-55	7-21	15-25	40	15	68	13	200

FLORIDA (21-8, 8-6)

Player	FG	3FG	FT	RB	PF	PT	A	Min
Werner	0-6	0-3	0-0	4	5	0	3	21
Speights	8-15	0-0	4-6	10	2	20	1	32
Lucas	1-3	0-2	0-0	1	0	2	4	26
Hodge	4-10	2-6	1-1	3	2	11	2	36
Calathes	6-14	3-7	3-4	7	2	18	4	36
Mitchell	0-1	0-1	0-0	1	2	0	0	8
Allen	0-3	0-3	0-0	0	0	0	0	8
Tyus	0-4	0-0	0-0	2	2	0	0	11
Parsons	3-5	2-3	0-0	6	3	8	1	22
Team				6				
TOTALS	22-61	7-25	8-11	40	18	59	15	200

Halftime: MSU 39, UF 27. FG%: MSU 41.8%, UF 36.1%. 3FG%: MSU 33.3%, UF 28.0%. FT%: MSU 60.0%, UF 72.7%. Turnovers: MSU 8 (Gordon 3), UF 10 (Calathes 3). Blocked Shots: MSU 7 (Varnado 7), UF 3 (Three with 1). Steals: MSU 9 (Gordon 4), UF 1 (Calathes 1). Officials: Tony Greene, Pat Adams, Bert Smith. Attendance: 12,127.

MISSISSIPPI STATE HEAD BASKETBALL COACH RICK STANSBURY

Now in his 10th season as head coach of the Mississippi State Bulldogs, Rick Stansbury surpassed his former mentor **Richard Williams** to become the all-time winningest basketball coach in school history with MSU's 95-70 road victory over Texas A&M-Corpus Christi on Dec. 21. Stansbury previously spent eight seasons on Williams' State staff prior to being named his successor in 1998.

In his 19th season overall with the MSU hoops program, Stansbury has been associated with 11 postseason tournament teams (7 NCAA & 4 NIT), two SEC Tournament title clubs and seven regular-season league/divisional championship squads. With a 10-year head coaching record of 205-112 (.647), Stansbury ranks 18th among the all-time winningest SEC basketball coaches by percentage and last month (Feb. 6 vs. Alabama) became the 20th member of the SEC's 200-win club.

During his 10 seasons at the Mississippi State helm, Stansbury has doubled the school's all-time postseason tournament appearances from seven to 14 with four consecutive NCAA Tournament berths (2002-05) along with last year's third NIT showing (2007, '01 & '99). With six 20-win seasons under Stansbury's guidance, MSU has also claimed an overall SEC championship (2004), four SEC West crowns (2008, '07, '04 & '03) and an SEC Tournament title (2002) over the past seven seasons.

With his 2006-07 MSU team securing the school's seventh postseason tournament appearance (4 NCAA & 3 NIT) in his first nine seasons at the State helm, Stansbury most recently guided the 21-14 Bulldogs to a berth in last year's MasterCard NIT Semifinals in New York City.

Three years ago in 2004-05, Stansbury further extended all-time school marks by directing the 23-11 Bulldogs to a fourth consecutive NCAA Tournament appearance as well as a fourth straight 20-win season. Prior to the current decade, the Bulldogs had neither previously reached 20 wins in three straight seasons, made four consecutive postseason tournaments nor earned three straight NCAA Tournament berths in the program's basketball history.

During the 2003-04 season, Stansbury guided State to its first outright SEC title since 1962-63 with a 14-2 league mark en route to posting a 26-4 overall record (12-0 on the road) and earning a school-first third straight NCAA Tournament appearance. In doing so, Stansbury was named The Associated Press SEC Coach of the Year, while earning district coaching honors from both the National Association of Basketball Coaches and United States Basketball Writers Association. He piloted the 21-10 Bulldogs to an NCAA Tournament berth in 2002-03 after advancing to the title game of the SEC Tournament for a second consecutive year.

In his rookie season at the Bulldog helm (1998-99), Stansbury became the school's all-time winningest first-year head basketball coach (20-13). During the 2001-02 season, he directed MSU to a school-record 27 wins, including an SEC Tournament title and NCAA appearance.

Previously as an eight-year assistant/associate head coach on Williams' staff, Stansbury played an integral role in helping guide Mississippi State University to three NCAA Tournaments, including a Final Four berth in 1996 and Sweet 16 showing in 1995, one NIT appearance (1994), one SEC Tournament title (1996), one regular-season SEC overall co-championship (1991), and back-to-back SEC Western Division crowns in 1995 and 1996.

Prior to his move to Starkville, Stansbury served a six-year stint (1985-90) as an assistant coach at Austin Peay State. Born in Louisville, Ky., and raised in Brandenburg, Ky., he is a 1982 graduate of Campbellsville (Ky.) College and was inducted into his alma mater's Athletic Hall of Fame in 2003. Stansbury then went on to earn a master's degree in 1984 from Cumberland (Ky.) College. Stansbury, 48, is married to the former Meo Mellen of Roanoke, Va., and they are the proud parents of three sons - Isaac, 8, Noah, 5, and Luke, 3.

RICK STANSBURY'S CAREER RECORD AS AN ASSISTANT COACH

<u>Season (School)</u>	<u>W-L</u>	<u>Pct.</u>	<u>Postseason Highlights</u>	<u>Conference Highlights</u>
1981-82 (Campbellsville)	12-13	.480		
1983-84 (Cumberland)	31-5	.861	NAIA Tourney (2nd Round)	Won KMAC Tourney championship
2-year NAIA totals	43-18	.705	Also helped Campbellsville to NAIA Tourney as a senior (1980-81)	
1984-85 (Austin Peay)	8-19	.296		
1985-86 (Austin Peay)	14-14	.500		
1986-87 (Austin Peay)	20-12	.625	NCAA Tourney (2nd Round)	Won OVC Tourney championship
1987-88 (Austin Peay)	17-13	.567	OVC Tourney runners-up	T-3rd in OVC with 10-4 record
1988-89 (Austin Peay)	18-12	.600	OVC Tourney runners-up	3rd in OVC with 8-4 record
1989-90 (Austin Peay)	10-19	.345		
6-year APSU totals	87-89	.494	1 NCAA bid; 1 OVC tourney title & 2 OVC trny runner-up finishes	
1990-91 (Miss. State)	20-9	.690	NCAA Tourney (1st Round)	T-1st in SEC with 13-5 record
1991-92 (Miss. State)	15-13	.536		
1992-93 (Miss. State)	13-16	.448		
1993-94 (Miss. State)	18-11	.621	NIT (1st Round)	3rd in SEC West with 9-7 record
1994-95 (Miss. State)	22-8	.733	NCAA Sweet 16	T-1st in SEC West with 12-4 record
1995-96 (Miss. State)	26-8	.765	NCAA Final Four	1st in SEC West; Won SEC Trny title
1996-97 (Miss. State)	12-18	.400		
1997-98 (Miss. State)	15-15	.500		
8-year MSU totals	141-98	.590	3 NCAA & 1 NIT; 1 SEC Tourney title; 3 reg-season league titles	
14-year NCAA totals	228-187	.549	4 NCAA & 1 NIT; 2 league trny titles; 3 reg-season league titles	
16-year overall totals	271-205	.569	4 NCAA, 1 NIT & 1 NAIA Tournament berths; 3 league trny titles	

RICK STANSBURY'S CAREER RECORD AS MSU HEAD COACH

<u>Season</u>	<u>Overall</u>	<u>SEC/Finish</u>	<u>Postseason Highlights</u>	<u>Conference Highlights</u>
1998-99 (MSU)	20-13 .606	8-8/t-3rd (W)	NIT (1st Round)	Semis of SEC Tournament
1999-00 (MSU)	14-16 .467	5-11/t-5th (W)		
2000-01 (MSU)	18-13 .581	7-9/t-4th (W)	NIT (Quarterfinals)	
2001-02 (MSU)	27-8 .771	10-6/2nd (W)	NCAA Tourney (2nd Round)	2nd in SEC West; Won SEC Trny title
2002-03 (MSU)	21-10 .677	9-7/1st (W)	NCAA Tourney (1st Round)	1st in SEC West; Finals of SEC Tourney
2003-04 (MSU)	26-4 .867	14-2/1st	NCAA Tourney (2nd Round)	1st in SEC; 1st in SEC West
2004-05 (MSU)	23-11 .676	9-7/3rd (W)	NCAA Tourney (2nd Round)	4th straight winning season in SEC play
2005-06 (MSU)	15-15 .500	5-11/4th (W)		
2006-07 (MSU)	21-14 .600	8-8/t-1st (W)	NIT (Semifinals)	T-1st in SEC West; Semis of SEC Trny
2007-08 (MSU)	20-8 .714	11-3/1st (W)		1st in SEC West
10-year totals	205-112 .647	86-72 (.544)	4 NCAA & 3 NIT; 1 SEC title; 4 SEC West titles; 1 SEC tourney title	

RICK STANSBURY'S CAREER RECORD AS A COLLEGIATE COACH

18-year MSU totals	346-210	.622	7 NCAA & 4 NIT; 2 SEC & 6 SEC West titles; 2 SEC Tourney titles	
24-year NCAA totals	433-299	.592	8 NCAA & 4 NIT; 2 SEC & 6 SEC West titles; 3 league tourney titles	
26-year overall totals	476-317	.600	8 NCAA, 4 NIT & 1 NAIA Trny; 2 SEC/6 West titles; 4 league trny titles	

MSU COACHING LEADERS

OVERALL COACHING WINS

<u>Coach (Tenure)</u>	<u>Record</u>
1. Rick Stansbury (1999-present)	205-112
2. Richard Williams (1987-98)	191-163
3. Babe McCarthy (1956-65)	169-85
4. E.C. Hayes (1912-24)	124-54
5. Kermit Davis (1971-77)	91-91
6. Stanfield Hitt (1940-47)	68-69
7. Paul Gregory (1948-55)	58-100
8. Bob Boyd (1982-86)	55-87
9. Joe Dan Gold (1966-70)	51-74
10. Frank Carideo (1936-39)	43-39

OVERALL WINNING PERCENTAGE

<u>Coach (Tenure)</u>	<u>Pct.</u>	<u>W-L</u>
1. E.C. Hayes (1912-24)697	124-54
2. Bernie Bierman (1926-27)674	31-15
3. Ron Greene (1978)667	18-9
4. Babe McCarthy (1956-65)665	169-85
5. Rick Stansbury (1999-present)647	205-112
6. K.P. Gatchell (1925)609	14-9
7. Edwin Hale (1934-35)541	20-17
8. Richard Williams (1987-98)540	191-163
9. Frank Carideo (1936-39)524	43-39
10. Kermit Davis (1971-77)500	91-91
T.H. Werner (1909)500	5-5

OVERALL GAMES COACHED

<u>Coach (Tenure)</u>	<u>GC</u>	<u>Record</u>
1. Richard Williams (1987-98)	354	191-163
2. Rick Stansbury (1999-present)	317	205-112
3. Babe McCarthy (1956-65)	254	169-85
4. Kermit Davis (1971-77)	182	91-91
5. E.C. Hayes (1912-24)	178	124-54
6. Paul Gregory (1948-55)	158	58-100
7. Bob Boyd (1982-86)	142	55-87
8. Stanfield Hitt (1940-47)	137	68-69
9. Joe Dan Gold (1966-70)	125	51-74
10. Ray G. Dauber (1928-33)	90	37-53

SEC COACHING WINS

<u>Coach (Tenure)</u>	<u>Record</u>
1. Richard Williams (1987-98)	89-113
2. Babe McCarthy (1956-65)	88-54
3. Rick Stansbury (1999-present)	86-72
4. Kermit Davis (1971-77)	44-82
5. Stanfield Hitt (1940-47)	41-55
6. Paul Gregory (1948-55)	33-83
7. Joe Dan Gold (1966-70)	32-56
8. Bob Boyd (1982-86)	29-61
9. Frank Carideo (1936-39)	27-31
10. Jim Hatfield (1979-81)	21-33

SEC WINNING PERCENTAGE

<u>Coach (Tenure)</u>	<u>Pct.</u>	<u>W-L</u>
1. Ron Greene (1978)722	13-5
2. Babe McCarthy (1956-65)620	88-54
3. Rick Stansbury (1999-present)544	86-72
4. Frank Carideo (1936-39)466	27-31
5. Richard Williams (1987-98)441	89-113
6. Stanfield Hitt (1940-47)427	41-55
7. Edwin Hale (1934-35)409	9-13
8. Jim Hatfield (1979-81)389	21-33
9. Joe Dan Gold (1966-70)364	32-56
10. Kermit Davis (1971-77)349	44-82

MISSISSIPPI STATE SUPERLATIVES DURING RICK STANSBURY ERA (1998-2008)

TEAM SUPERLATIVES

Most Points Scored (Game):
107 vs Arkansas-Pine Bluff (11-23-99)

Most Points Scored (SEC Game):
105 vs Auburn (3-2-04)

Most Points Scored (1st Half):
56 vs Alabama A&M (12-2-02)

Most Points Scored (1st Half-SEC Game):
53 vs Auburn (3-2-04)

Most Points Scored (2nd Half):
61 vs Nicholls State (11-21-04)

Most Points Scored (2nd Half-SEC Game):
56 vs Auburn (1-20-07)

Largest Winning Margin (Game):
+52 vs Ark.-Pine Bluff [105-53] (11-17-98)

Largest Winning Margin (SEC Game):
+37 vs Auburn [90-53] (1-5-05)

Largest Losing Margin (Game):
-49 at Alabama [98-49] (1-18-05)

Largest Losing Margin (SEC Game):
-49 at Alabama [98-49] (1-18-05)

Most Field Goals Made (Game):
45 vs ULM (12-15-01) & Nicholls (11-17-01)

Most Field Goals Made (SEC Game):
40 vs Auburn (3-2-04)

Most Field Goal Attempts (Game):
83 vs Mississippi Valley State (11-21-00)

Most Field Goal Attempts (SEC Game):
78 vs Kentucky (2-10-01)

Highest Field-Goal Percentage (Game):
66.0 [33-50] vs Nicholls (11-11-06)

Highest Field-Goal Percentage (SEC Game):
62.7 [32-51] vs LSU (1-26-02)

Highest FG Pct. (One Half-Game):
72.2 [13-18] vs Mississippi-2ndH (3-14-03)

Highest FG Pct. (One Half-SEC Game):
72.2 [13-18] vs Mississippi-2ndH (3-14-03)

Most 3-pt Field Goals Made (Game):
14, 3 times (last: vs Santa Clara 12-3-05)

Most 3-pt Field Goals Made (SEC Game):
14 vs Auburn (3-2-04) & Alabama (3-4-00)

Most 3-pt Field Goal Attempts (Game):
35 vs Nicholls State (11-21-04)

Most 3-pt Field Goal Attempts (SEC Game):
30, four times (last: vs Alabama 3-4-07)

Most Free Throws Made (Game):
33 vs Ark. St. (12-8-01) & UL Laf. (12-28-00)

Most Free Throws Made (SEC Game):
32 vs Arkansas (2-27-02) & Miss. (1-27-01)

Most Free Throw Attempts (Game):
48 vs Arkansas-Little Rock (11-21-01)

Most Free Throw Attempts (SEC Game):
45 vs Arkansas (2-27-02)

Most Rebounds (Game):
75 vs Mississippi Valley State (11-21-00)

Most Rebounds (SEC Game):
56 at Alabama (3-6-04)

Most Offensive Rebounds (Game):
31 vs Mississippi Valley State (11-21-00)

Most Offensive Rebounds (SEC Game):
29 at Ala. (3-6-04) & vs Ky. (2-10-01)

Most Defensive Rebounds (Game):
44 vs Mississippi Valley State (11-21-00)

Most Defensive Rebounds (SEC Game):
36, three times (last: at LSU 1-9-08)

Largest Rebound Margin (Game):
+38 [59-21] vs Jacksonville St. (12-22-04)

Largest Rebound Margin (SEC Game):
+25 [46-21] vs Arkansas (2-27-02)

Most Assists (Game):
31 vs Louisiana-Monroe (12-15-01)

Most Assists (SEC Game):
25 vs Alabama (3-4-07)

Most Turnovers (Game):
29 vs Nicholls (11-11-06)

Most Turnovers (SEC Game):
24, four times (last: at Auburn 2-9-08)

Fewest Turnovers (Game):
4 vs Louisiana Tech (11-10-07)

Fewest Turnovers (SEC Game):
6 at Alabama (2-7-07)

Most Blocked Shots (Game):
16 vs Georgia (1-12-08)

Most Blocked Shots (SEC Game):
16 vs Georgia (1-12-08)

Most Steals (Game):
20 vs Nicholls State (11-17-01)

Most Steals (SEC Game):
15 vs Vanderbilt (2-5-03)

Most Personal Fouls (Game):
30 vs South Carolina (2-16-00)

Most Personal Fouls (SEC Game):
30 vs South Carolina (2-16-00)

MISC. TEAM STATS (ALL GMS)

Largest Lead Surrendered in Loss:
21 vs Northwestern St. [4 times] (11-26-05)

Largest Halftime Lead Surrendered in Loss:
21 vs Northwestern St. [39-18] (11-26-05)

Largest Deficit Overcome in Win:
20 vs Kentucky [30-10] (1-5-02)

Largest Halftime Deficit Overcome in Win:
16 at Alabama [47-31] (3-6-04) &
16 vs Kentucky [40-24] (1-5-02)

Largest Lead at Any Time:
55 vs Ark.-Pine Bluff [103-48] (11-17-98)

Largest Deficit at Any Time:
49 at Alabama [98-49] (1-18-05)

MISC. TEAM STATS (SEC GMS)

Largest Lead Surrendered in Loss:
17 vs Alabama [36-19] (1-15-03)

Largest Halftime Lead Surrendered in Loss:
15 vs LSU [37-22] (2-13-02)

Largest Deficit Overcome in Win:
20 vs Kentucky [30-10] (1-5-02)

Largest Halftime Deficit Overcome in Win:
16 at Alabama [47-31] (3-6-04) &
16 vs Kentucky [40-24] (1-5-02)

Largest Lead at Any Time
39 vs Auburn [85-46] (2-16-02)

Largest Deficit at Any Time
49 at Alabama [98-49] (1-18-05)

RECORD WHEN MSU...

Leads at Halftime165-25

Trails at Halftime32-82

Is Tied at Halftime8-5

Shoots 45% or better from field143-29

Shoots less than 45% from field62-83

Opp. shoots less than 45% from field ..167-51

Opp. shoots 45% or better from field ..38-61

Outrebounds (or ties) the opponent ...171-65

Is outrebounded by the opponent34-47

Commits fewer TOs than opponent86-27

Commits more TOs than opponent100-80

Commits same # of TOs as opponent ...19-5

Wins the opening tip-off134-62

Loses the opening tip-off71-50

Holds opp. to 65 points or less128-22

Involved in gms W/L by 5 pts or less ...42-41

MSU'S RECORD IN...

All Games205-112

Home Games121-28

Road Games46-59

Neutral-site Games38-25

Non-SEC Games110-32

Non-SEC Home Games62-8

Non-SEC Road Games19-7

Non-SEC Neutral-site Games29-17

SEC Regular-Season Games86-72

SEC Home Games59-20

SEC Road Games27-52

Games vs. SEC Western Division62-43

Games vs. SEC Eastern Division33-37

In-season Tournament Games15-12

SEC Tournament Games9-8

Postseason Tournament Games8-7

NCAA Tournament Games3-4

NIT (Postseason) Games5-3

Exhibition Games17-2

November Games36-12

December Games61-12

January Games39-37

February Games42-32

March Games27-19

Monday Games15-4

Tuesday Games15-12

Wednesday Games51-32

Thursday Games12-7

Friday Games11-6

Saturday Games93-41

Sunday Games8-10

Overtime Games10-7

Television Games92-76

Games vs. Ranked Opponents16-42

LAST TIME AN MSU PLAYER...

Scored 25 or more points in a game:
30, Charles Rhodes vs. Auburn (2-27-08)

Scored 31 or more points in a game:
32, Mario Austin vs. Kentucky (1-5-02)

Scored 33 or more points in a game:
35, Darryl Wilson vs. Alabama (3-4-95)

Scored 36 or more points in a game:
36, Jeff Malone at Mississippi (2-19-83)

Scored 37 or more points in a game:
39, Jeff Malone vs. Alabama (1-31-83)

Scored 40 or more points in a game:
40, Rickey Brown vs. Auburn (3-7-77)

Scored 20+ points in two consecutive games:
Charles Rhodes (24 at South Carolina & 30 vs. Auburn, 2007-08)

Scored 20+ points in three consecutive games:
Lawrence Roberts (25 vs. Virginia Tech; 22 vs. Jacksonville State; 25 vs. Florida A&M & 20 at Xavier, 2004-05)

Scored 20+ points in five consecutive games:
Jeff Malone, 1982-83 (11 consecutive games)

Scored 30 or more points in back-to-back games:
Jeff Malone (33 at LSU & 36 at Mississippi, 1982-83)

Scored 30+ points in three consecutive games:
Jeff Malone (33 at LSU; 36 at Mississippi & 30 vs. Georgia, 1982-83)

Made 10 or more field goals in a game:
11, Charles Rhodes vs. Auburn (2-27-08)

Made 12 or more field goals in a game:
12, Charles Rhodes vs. Mississippi (1-26-08)

Made 13 or more field goals in a game:
13, Horatio Webster vs. SW Missouri St. (11-23-97)

Made 14 or more field goals in a game:
14, Cameron Burns at Georgia (1-17-90)

Made 15 or more field goals in a game:
16, Raymond Brown vs. Florida (3-2-85)

Attempted 20 or more field goals in a game:
20, Dietric Slater at Georgia (2-24-07)

Attempted 21 or more field goals in a game:
22, Timmy Bowers at Alabama (3-6-04)

Attempted 23 or more field goals in a game:
24, Horatio Webster vs. UT Martin (12-20-97)

Attempted 25 or more field goals in a game:
25, Chuck Evans at Alabama (3-6-93)

Attempted 26 or more field goals in a game:
26, Tony Watts at Mississippi (2-22-92)

Attempted 27 or more field goals in a game:
28, Jeff Malone vs. Vanderbilt (1-8-83)

Made five or more 3-pointers in a game:
6, Barry Stewart vs. Tennessee (2-2-08)

Made seven or more 3-pointers in a game:
7, Reginald Delk at Arkansas (3-1-06)

Made eight or more 3-pointers in a game:
8, Winsome Frazier vs. UMKC (11-23-04)

Attempted 10 or more 3-pointers in a game:
11, Jamont Gordon at Mississippi (2-20-08)

Attempted 12 or more 3-pointers in a game:
12, Jamall Edmondson vs. Kentucky (2-1-06)

Attempted 13 or more 3-pointers in a game:
15, Winsome Frazier vs. UMKC (11-23-04)

Attempted 16 or more 3-pointers in a game:
17, Darryl Wilson vs. Alabama (3-4-95)

Made 10 or more free throws in a game:
11, Jamont Gordon at Auburn (2-9-08)

Made 12 or more free throws in a game:
14, Lawrence Roberts vs. Mississippi (2-7-04)

Made 15 or more free throws in a game:
18, Rich Knarr vs. Auburn (2-19-73)

Attempted 13 or more free throws in a game:
16, Jamont Gordon at Arkansas (2-28-07)

Attempted 17 or more free throws in a game:
18, Lawrence Roberts vs. Mississippi (2-7-04)

Had 15 or more rebounds in a game:
15, Charles Rhodes at Arkansas (1-30-08)

Had 16 or more rebounds in a game:
17, Jarvis Varnado at LSU (1-9-08)

Had 18 or more rebounds in a game:
19, Charles Rhodes vs. Auburn (2-4-06)

Had 20 or more rebounds in a game:
21, Wesley Morgan vs. Southeastern La. (11-28-05)

Had 22 or more rebounds in a game:
23, Rickey Brown vs. Vanderbilt (12-6-79)

Had 10 or more offensive rebounds in a game:
10, Wesley Morgan vs. Southeastern La. (11-28-05)

Had 10 or more defensive rebounds in a game:
10, Jarvis Varnado at Florida (3-1-08)

Had 10 or more assists in a game:
10, Jamont Gordon vs. Alabama (2-6-08)

Had 11 or more assists in a game:
14, Gary Ervin vs. Florida A&M (12-20-04)

Had 15 or more assists in a game:
16, Chuck Evans at Mo.-Kansas City (2-23-93)

Had 10 or more turnovers in a game:
10, Charles Rhodes vs. Nicholls (11-11-06)

Had five or more blocks in a game:
7, Jarvis Varnado at Florida (3-1-08)

Had eight or more blocks in a game:
10, Jarvis Varnado vs. Kentucky (1-15-08)

Had five or more steals in a game:
5, Barry Stewart vs. Florida State (3-20-07)

Had six or more steals in a game:
6, Dietric Slater at Georgia (2-24-07)

LAST TIME AN MSU TEAM...

Scored 100 or more points:
101 vs. Bradley (3-17-07)

Allowed 100 or more points:
115 at Arkansas (2-20-93)

Was held to 60 points or less:
58 at Arkansas (1-30-08)

Was held to 57 points or less:
49 vs. Southern Illinois (11-23-07)

Was held to 48 points or less:
44 vs. South Carolina (3-9-06)

Held opponent to 60 points or less:
59 at Florida (3-1-08)

Held opponent to 58 points or less:
56 at South Carolina (2-23-08)

Held opponent to 55 points or less:
49 by Georgia (1-12-08)

Held opponent to 48 points or less:
39 at LSU (1-9-08)

Held opponent to 38 points or less:
37 by Loyola Marymount (11-13-06)

Shot 55 percent or better from the field:
.600 [33-55] vs. Auburn (2-27-08)

Shot better than 60 percent from the field:
.660 [33-50] vs. Nicholls (11-11-06)

Was held to 35 percent or less from the field:
.317 [20-63] at Arkansas (2-28-07)

Was held to less than 31 percent from the field:
.255 [14-55] vs. Southeastern Louisiana (11-28-05)

Held opponent to 35 percent or less from field:
.308 [20-65] at South Carolina (2-23-08)

Held opponent to less than 30 percent from field:
.246 [16-65] by Georgia (1-12-08)

Held opponent to less than 24 percent from field:
.212 [14-66] at LSU (1-9-08)

Held opponent to less than 21 percent from field:
.207 [12-58] by Loyola Marymount (11-13-06)

Made 35 or more field goals:
39 vs. Bradley (3-17-07)

Made 40 or more field goals:
40 vs. Auburn (3-2-04)

Attempted 70 or more shots from the field:
71 vs. Louisiana Tech (11-10-07)

Attempted 72 or more shots from the field:
73 vs. Bradley (3-17-07)

Attempted 74 or more shots from the field:
75 vs. Troy (12-10-05)

Attempted 40 or fewer shots from the field:
39 vs. Vanderbilt (2-12-05)

Made 10 or more 3-pointers:
11 vs. Auburn (2-27-08)

Made 12 or more 3-pointers:
12 at Alabama (1-19-08)

Made 13 or more 3-pointers:
13 vs. LSU (2-3-07)

Made 14 or more 3-pointers:
14 vs. Santa Clara (12-3-05)

Did not make a 3-pointer:
[0-11] at Alabama (1-18-05)

Attempted 25 or more 3-pointers:
26 at Alabama (1-19-08)

Attempted 27 or more 3-pointers:
27 vs. Lafayette (1-5-08)

Attempted 28 or more 3-pointers:
30 at South Alabama (12-15-07)

Attempted 31 or more 3-pointers:
33 vs. Troy (12-10-05)

Made 30 or more free throws:
30 vs. Arkansas (1-15-05)

Made fewer than five free throws:
4 at Alabama (1-19-08)

Attempted 40 or more free throws:
41 vs. Charlotte (11-29-06)

Attempted fewer than 10 free throws:
9 vs. Southern Illinois (11-23-07)

Had 50 or more rebounds:
50 vs. UT Martin (11-17-07)

Had 51 or more rebounds:
51 vs. Clemson (11-15-07)

Had 52 or more rebounds:
56 vs. Jacksonville State (12-15-05)

Had 20 or more assists:
22 vs. Auburn (2-27-08)

Had 23 or more assists:
25 at Loyola Marymount (12-19-07)

Had 20 or more turnovers:
24 at Auburn (2-9-08)

Had 25 or more turnovers:
25 vs. UT Martin (11-17-07)

Had 26 or more turnovers:
29 vs. Nicholls (11-11-06)

Had fewer than 10 turnovers:
8 at Florida (3-1-08)

Had 10 or more blocked shots:
10 vs. Tennessee (2-2-08)

Had 11 or more blocked shots:
15 vs. Kentucky (1-15-08)

Had 16 or more blocked shots:
16 vs. Georgia (1-12-08)

Had 10 or more steals:
14 at Loyola Marymount (12-19-07)

Had 15 or more steals:
15 vs. Florida State (3-20-07)

Had six players score 10+ points in same game:
6 vs. Florida State (3-20-07)

Had a player record three straight double-doubles:
Dietric Slater vs. Mississippi (16p/13r); at Auburn (15p/11r) & vs. Georgia (22p/10r, 2005-06)

Had two players w/double-doubles in same game:
Jamont Gordon (24p/13r) & Charles Rhodes (17p/10r) at Auburn (2-9-08)

Had a player record a triple-double:
Jarvis Varnado vs. Kentucky (10p, 12r & 10b, 1-15-08)



#44 JAMONT GORDON

6-4 • 230 • Junior • Guard/Forward
Nashville, Tenn. (Oak Hill Academy)
MISSISSIPPI STATE UNIVERSITY



ALL-AMERICA CANDIDATE

"Jamont Gordon almost single-handedly won this game, and that's what great players do. You can't cover Jamont Gordon with one player; your whole defense has to account for him."
Tennessee Coach Bruce Pearl

"He (Jamont) takes a back seat to nobody. He's as good as there is in our league. You can't argue with the results that young man gets night in and night out."
Arkansas Coach John Pelphrey

MISSISSIPPI STATE UNIVERSITY'S JAMONT GORDON

- ◆ Preseason All-America candidate and consensus All-SEC First Team selection as a junior for the Mississippi State Bulldogs.
- ◆ Selected as a top 30 midseason candidate for the John R. Wooden Award and is one of 16 national finalists for the Bob Cousy Award (nation's top collegiate point guard).
- ◆ Has started all 93 games of his MSU career, averaging 15.6 points, 6.7 rebounds and 4.8 assists per game as a collegian.
- ◆ Ranks as the nation's lone active non-senior NCAA Division I men's basketball player to have amassed 1,400 career points, 600 rebounds and 400 assists.
- ◆ Rates as one of only two Division I men's basketball players to average 17.0 points, 6.0 rebounds and 4.5 assists on the season.
- ◆ Ranks 10th on MSU's all-time scoring list with 1,452 career points, fourth with 450 career assists and 16th with 626 career rebounds.
- ◆ Also stands among the school's all-time top 10 leaders in career free throws made (5th; 371) and attempted (4th; 542) as well as 3-pointers made (10th; 121) and attempted (8th; 381).
- ◆ Ranks fifth in the SEC in scoring (career-high 17.1 ppg), third in assists (4.79 apg) and 16th in rebounding (6.2 rpg) for all games, while standing 12th in scoring (16.6 ppg), second in assists (5.00 apg) and tied for 15th in rebounding (5.9 rpg) for SEC games only.
- ◆ Has scored in double figures in 81 of 93 career MSU outings (24 of 28 games this season), including 23 career 20-point efforts (12 this season).
- ◆ Has recorded 13 career double-doubles (three this season), including last season's triple-double (15 points, 12 rebounds & 10 assists) against Vanderbilt.
- ◆ Named the Jan. 21 SEC Player of the Week and earned National Player of the Week honors by *The Sporting News* and FOX Sports after back-to-back, 24-point games versus Kentucky and Alabama.

GORDON AMONG SEC LEADERS (ALL GAMES)

Category	Statistic	Rank
Scoring	17.1 ppg	.5th
Assists	4.79 apg	.3rd
Rebounding	6.2 rpg	.16th
Defensive Rebounds	4.89 drpg	.7th
3-Pointers Made Per Game	1.86/gm	T-13th
Free Throw Percentage	.69.3%	.13th
Minutes Played	33.68 mpg	.8th
20-Point Games	12 20-point gms	.4th

GORDON AMONG SEC LEADERS (SEC GAMES)

Category	Statistic	Rank
Scoring	16.6 ppg	.12th
Assists	5.00 apg	.2nd
Rebounding	5.9 rpg	T-15th
Defensive Rebounds	5.00 drpg	.7th
3-Point Field Goal Pct.	.35.2%	.13th
3-Pointers Made Per Game	2.21/gm	T-10th
Free Throw Percentage	.67.5%	.15th
Assist/Turnover Ratio	1.19	.15th
Minutes Played	35.14 mpg	.9th
20-Point Games	6 20-point gms	T-7th

GORDON AMONG MSU CAREER STATS LEADERS

Category	Statistic	Rank
Points Scored	1,452 pts	.10th
Assists	450 asts	.4th
Rebounds	626 rebs	.16th
3-Point Field Goals Made	121 FGM	.10th
3-Point Field Goals Att.	381 FGA	.8th
Free Throws Made	371 FTM	.5th
Free Throws Attempted	542 FTA	.4th

"He (Jamont) can beat you a lot of different ways. There's no question he's one of the best guards in the country. He's strong; he's quick; he's talented; he can score. He's just one of those players."
Alabama Coach Mark Gottfried


"Jamont Gordon is playing off the charts. I've said this for the two years I've been in the league, I don't know if there's a more difficult matchup because he has a combination of size and strength."
Ole Miss Coach Andy Kennedy

JAMONT GORDON'S MISSISSIPPI STATE CAREER STATISTICS (ALL GAMES)

Season	GP-GS	Minutes	FGM-FGA	Pct.	3GM-3GA	Pct.	FTM-FTA	Pct.	Off-Def-Rebs-Avg	Ast	TO	Blk	Stl	Points-Avg
2005-06	30-30	988-32.9	139-341	.408	27-104	.260	108-167	.647	49-154-203-6.8	129	142	16	34	413-13.8
2006-07	35-35	1129-32.3	181-432	.419	42-121	.347	157-222	.707	43-207-250-7.1	187	123	20	46	561-16.0
2007-08	28-28	943-33.7	160-375	.427	52-156	.333	106-153	.693	36-137-173-6.2	134	112	19	34	478-17.1
Totals	93-93	3060-32.9	480-1148	.418	121-381	.318	371-542	.685	128-498-626-6.7	450	377	55	114	1452-15.6

JAMONT GORDON'S MISSISSIPPI STATE CAREER STATISTICS (SEC GAMES)

Season	GP-GS	Minutes	FGM-FGA	Pct.	3GM-3GA	Pct.	FTM-FTA	Pct.	Off-Def-Rebs-Avg	Ast	TO	Blk	Stl	Points-Avg
2005-06	16-16	530-33.1	78-193	.404	14-58	.241	55-92	.598	30-90-120-7.5	82	85	8	18	225-14.1
2006-07	16-16	531-33.2	82-200	.410	22-64	.344	74-99	.747	18-92-110-6.9	83	44	11	26	260-16.3
2007-08	14-14	492-35.1	74-175	.423	31-88	.352	54-80	.675	13-70-83-5.9	70	59	10	17	233-16.6
Totals	46-46	1553-33.8	234-568	.412	67-210	.319	183-271	.675	61-252-313-6.8	235	188	29	61	718-15.6



ALL-STAR CANDIDATE

23 CHARLES RHODES



6-8 • 245 • Sr. • F/C
Jackson, MS (Lanier HS)

○ Preseason All-SEC First Team selection by a vote of the league's head coaches and the current SEC Player of the Week.

○ Ranks ninth in the SEC in scoring (career-high 16.2 ppg), seventh in rebounding (7.4 rpg), sixth in field-goal percentage (.560; 38th in NCAA) and 10th in blocks (1.32 bpg) for all games this season as a senior.

○ Stands tied for 10th in the SEC in scoring (16.7 ppg), eighth in rebounding (7.5 rpg), fourth in field-goal percentage (.567) and ninth in blocks (1.31 bpg) for conference games only on the year.

○ Ranks fifth in the SEC with seven double-doubles on the season, including three double-doubles and four more near-double-double efforts (one rebound shy in three other games & two shy in another) over his last nine outings.

○ Ranked as the SEC's third-leading scorer (20.0 ppg) during the month of February behind Vanderbilt's Shan Foster and Sundiata Gaines of Georgia.

○ Averaging 19.2 points per game over his last 10 outings, including a career-high 30 points (most by an MSU player since 2004-05) on 11-of-14 FGS (5 dunks) and 7-8 FTs in home win over Auburn along with 24 points at South Carolina on 11-of-17 FGs (5 dunks) on Feb. 27 and Feb. 23, respectively.

○ Has registered 13 career double-doubles, including a pair of occasions with back-to-back double-doubles this season.

○ Has posted seven games with 20 or more points this season and now has 19 career 20-point performances.

○ Ranks 11th on MSU's all-time scoring chart with 1,317 career points, 14th with 634 career rebounds and sixth with 134 career blocks.

○ Posting career shooting percentages of 56 percent from the field and 69 percent from the charity stripe.

○ Owns MState's all-time dunks standard with 166 career slams, including a team-high 51 dunks this season.

○ 32 percent of his 516 career field goals made have come via the slam dunk.

CHARLES RHODES' GAME-BY-GAME STATS (2007-08)												
Opponent	FG	3FG	FT	Reb	PF	Pts	Ast	TO	BS	Stl	Min	
LA. TECH *	8-17	0-0	1-4	7	2	17	2	0	2	1	27	
CLEMSON *	7-12	0-0	3-7	6	3	17	1	2	4	0	25	
UT MARTIN *	7-9	0-0	1-2	5	3	15	2	4	3	1	24	
UC Irvine*	3-14	0-2	5-6	11	2	11	1	5	1	3	35	
Southern Illinois*	2-5	0-0	0-1	6	5	4	0	3	0	0	21	
Miami (OH)*	11-15	0-0	3-4	10	3	25	1	3	0	1	37	
MURRAY ST.*	8-14	0-0	6-6	5	2	22	2	0	2	0	25	
SE LOUISIANA*	7-8	0-0	2-2	7	5	16	0	5	1	3	30	
MIAMI (FL)*	4-12	0-0	2-3	7	2	10	1	1	1	0	35	
@South Alabama	4-7	0-0	2-5	4	3	10	0	2	0	1	21	
@Loyola M'ount*	7-12	0-0	0-2	10	4	14	1	3	1	0	26	
@TAMU-CC*	10-16	0-0	6-9	10	2	26	1	1	1	1	33	
MISSOURI												Did Not Play
Lafayette												Did Not Play
@LSU												Did Not Play
GEORGIA	4-5	0-0	0-2	3	1	8	0	0	2	1	12	
KENTUCKY*	5-8	0-0	2-4	3	0	12	2	3	1	1	30	
@Alabama*	2-7	0-1	1-2	9	2	5	0	0	1	0	31	
MISSISSIPPI*	12-14	0-0	2-3	6	1	26	1	2	0	0	28	
@Arkansas*	4-11	0-0	3-5	15	2	11	1	5	3	0	37	
TENNESSEE*	4-9	0-0	7-8	10	2	15	1	5	5	0	35	
ALABAMA*	7-12	0-0	3-6	9	2	17	1	3	2	0	33	
@Auburn*	5-11	0-0	7-7	10	4	17	0	3	1	1	33	
ARKANSAS*	9-18	1-1	5-7	1	2	24	1	0	0	1	28	
@Mississippi*	5-11	0-0	3-4	5	2	13	1	2	0	0	37	
@South Carolina*	11-17	0-0	2-3	9	1	24	3	3	0	0	42	
AUBURN*	11-14	1-1	7-8	9	4	30	0	1	2	0	33	
@Florida*	6-13	0-0	3-6	8	1	15	2	1	0	1	36	
@Vanderbilt												LSU

CHARLES RHODES' 2007-08 STATISTICS

GMS	PPG	RPG	BPG	FG%	FT%
ALL	16.2	7.4	1.3	56%	66%
SEC	16.7	7.5	1.3	57%	69%



ALL-STAR CANDIDATE

32 JARVIS VARNADO



6-9 • 210 • So. • F/C
Brownsville, TN (Haywood HS)

○ Sophomore defensive stalwart who leads the nation in blocked shots at 4.86 swats per contest.

○ Has shattered Erick Dampier's all-time, single-season school record (106 in 1995-96) with 136 blocks this season in 28 contests.

○ Stands fourth on the SEC's all-time, single-season list with 136 blocks this year and is challenging Shaquille O'Neal's current league standard of 157 blocks set at LSU in 1991-92.

○ Already ranks second behind current Dallas Mavericks veteran Erick Dampier on MSU's all-time list with 203 career blocks in 63 games (3.22 bpg).

○ Has accounted for more blocks individually this year than nine SEC teams.

○ Has rejected five or more shots in a game 15 times this season, including school-record 10 blocks against Kentucky, Georgia and Miami (Fla.).

○ Has blocked at least two shots in all but two games this season and has 42 career multi-block contests to his credit.

○ Also averaging 7.5 points per game and ranks fourth among the SEC's leading rebounders (8.1 rpg) for all games as a sophomore.

○ Averaging 8.4 points (67.6% FGs), 8.3 rebounds (T-5th in SEC) and 5.00 blocks (1st in SEC) versus SEC competition this season.

○ Shooting 64.2 percent from the field on the year (fourth-best on the school's all-time, single-season accuracy list) and now tops MSU's career field-goal percentage chart at 64.4 percent over his two seasons.

○ Has recorded five double-doubles on the year, including the third triple-double in recorded school history with 10 points, 12 rebounds and 10 blocks in home win over Kentucky.

○ Came close to another triple-double the game prior to Kentucky with nine points, nine rebounds and 10 blocks in home victory over Georgia.

○ Has reached double figures in rebounds nine times on the season, including a career-high 17 boards at LSU and 16 caroms against UT Martin.

JARVIS VARNADO'S GAME-BY-GAME STATS (2007-08)												
Opponent	FG	3FG	FT	Reb	PF	Pts	Ast	TO	BS	Stl	Min	
LA. TECH *	1-5	0-0	2-2	5	1	4	0	1	6	0	26	
CLEMSON *	3-7	0-0	1-2	12	5	7	0	4	6	0	27	
UT MARTIN *	4-4	0-0	0-0	16	1	8	1	1	3	0	27	
UC Irvine*	1-2	0-0	0-1	6	4	2	1	0	2	0	19	
Southern Illinois*	3-3	0-0	0-2	7	3	6	0	2	2	2	36	
Miami (OH)*	1-3	0-0	0-2	6	3	2	0	1	5	0	30	
MURRAY ST.*	1-1	0-0	0-0	7	1	2	1	2	3	1	24	
SE LOUISIANA*	4-6	0-0	0-0	3	5	8	0	2	4	0	17	
MIAMI (FL)*	4-6	0-0	0-0	7	2	8	1	0	10	0	31	
@South Alabama*	4-5	0-0	1-4	10	5	9	1	0	6	3	34	
@Loyola M'ount*	4-4	0-0	2-6	6	4	10	1	2	9	0	20	
@TAMU-CC*	1-9	0-1	0-0	7	2	2	1	1	0	0	24	
MISSOURI*	4-6	0-0	1-4	8	3	9	0	1	5	0	23	
Lafayette*	5-5	0-0	6-9	12	1	16	0	1	5	1	26	
@LSU*	6-10	0-0	1-4	17	2	13	0	1	7	0	25	
GEORGIA*	4-5	0-0	1-1	9	3	9	0	0	10	0	21	
KENTUCKY*	3-5	0-0	4-10	12	2	10	1	1	10	0	36	
@Alabama*	2-4	0-0	0-2	6	4	4	0	1	0	3	21	
MISSISSIPPI*	4-5	0-0	4-4	8	3	12	1	1	4	0	29	
@Arkansas*	0-1	0-0	1-2	6	3	1	0	2	4	1	24	
TENNESSEE*	2-4	0-0	1-4	4	2	5	0	0	2	1	30	
ALABAMA*	4-5	0-0	0-0	3	1	8	1	1	2	0	30	
@Auburn*	4-4	0-0	0-0	3	4	8	1	2	6	0	23	
ARKANSAS*	3-4	0-0	4-6	10	2	10	0	0	3	2	29	
@Mississippi*	3-5	0-0	0-0	6	2	6	0	3	6	0	32	
@South Carolina*	3-5	0-0	1-1	12	5	7	1	3	5	0	37	
AUBURN*	6-7	0-0	2-4	9	2	14	2	1	4	1	37	
@Florida*	4-7	0-0	3-8	11	3	11	1	1	7	2	37	
@Vanderbilt												LSU

JARVIS VARNADO'S 2007-08 STATISTICS

GMS	PPG	RPG	BPG	FG%
ALL	7.5	8.1	4.9	64%
SEC	8.4	8.3	5.0	68%



44 JAMONT GORDON 44

6-4 • 230 • JR. • G/F
NASHVILLE, TN (OAK HILL ACADEMY)

Selected as a top 30 midseason candidate for the John R. Wooden Award and is one of 16 national finalists for the Bob Cousy Award... Averaging 15.6 points, 6.7 rebounds and 4.8 assists over his 93-game MState career (all starts)... Stands as the nation's lone non-senior currently in NCAA DI hoops to have amassed 1,400 career points, 600 rebounds and 400 assists, as well as ranking as one of only two DI players nationally to average 17.0 ppg, 6.0 rpg and 4.5 apg on the season... Ranks 10th on MSU's all-time scoring list with 1,452 career points (8 from 9th), 4th with 450 career assists (4 from 3rd) and 16th with 626 career rebounds (2 from 15th)... Stands 5th on the school's all-time list in career free throws made (371) and 4th in attempts (542)... Ranks 5th in the SEC in scoring (17.1 ppg), 3rd in assists (4.79 apg) and 16th in rebounding (6.2 rpg) this season... Averaging 16.6 ppg (12th in SEC), 5.9 rpg (T-15th) and 5.00 apg (2nd) in SEC games this year... Has scored in double figures in 81 of 93 career MSU outings (24 of 28 gms this year)... Averaging only 12.4 ppg (19-58 FGs for 33%) in his last five outings with 20-point efforts at Ole Miss and in home win over Auburn... Held to nine points in recent wins over Arkansas and South Carolina, and most recently held to a career-low four points at Florida... Had back-to-back double-doubles with 24 points and career high-tying 13 boards at Auburn, along with 17 points and career high-tying 10 assists (only 1 TO) in home win over Alabama... Has three double-doubles this year (13 in career)... Has been one rebound shy of three other double-doubles this year... Named the Jan. 21 SEC Player of the Week and national POW by *The Sporting News* and FOX Sports after back-to-back, 24-point efforts vs. Kentucky and Alabama... Tallied 24 points (career-high 10 FGs & 4-8 treys) at Alabama... Had 24 points (7-11 FGs & career-high 5 treys in 7 att.) vs. Kentucky and scored 24 points at Arkansas... Has a dozen 20-point games on the year.

JAMONT GORDON'S GAME-BY-GAME STATS (2007-08)

Opponent	FG	3FG	FT	Reb	PF	Pts	Ast	TO	BS	Stl	Min
LA. TECH *	7-14	3-7	4-4	5	1	21	3	2	0	2	29
CLEMSON *	7-16	3-9	6-10	12	4	23	3	6	0	1	33
UT MARTIN *	4-8	2-4	0-1	4	1	10	6	3	2	1	29
UC Irvine *	7-12	1-2	0-2	6	4	15	4	5	2	1	25
Southern Illinois *	7-12	4-8	2-2	4	3	20	2	5	0	0	35
Miami (OH) *	6-17	0-5	6-7	6	1	18	4	3	2	2	40
MURRAY ST. *	5-12	0-3	5-6	4	1	15	4	2	0	1	30
SE LOUISIANA *	8-18	1-3	8-10	7	1	25	4	3	1	1	32
MIAMI (FL) *	7-19	1-5	3-5	9	3	18	5	6	0	0	38
@South Alabama *	1-14	0-6	5-8	13	3	7	5	5	0	2	35
@Loyola M'ount *	9-14	5-7	2-5	3	2	25	7	3	0	3	30
@TAMU-CC *	4-8	0-1	5-6	2	2	13	5	1	0	2	24
MISSOURI *	8-17	0-4	4-5	8	3	20	5	3	2	0	38
Lafayette *	6-19	1-4	2-2	7	1	15	7	6	0	1	33
@LSU *	5-13	1-4	2-3	6	2	13	1	3	2	1	37
GEORGIA *	6-12	0-3	3-3	9	3	15	2	4	2	0	33
KENTUCKY *	7-11	5-7	5-9	9	3	24	5	2	1	0	36
@Alabama *	10-17	4-8	0-1	4	3	24	5	4	1	1	34
MISSISSIPPI *	5-12	2-6	1-1	1	2	13	6	1	1	2	30
@Arkansas *	8-16	3-8	5-6	4	3	24	1	6	0	1	37
TENNESSEE *	4-12	4-10	5-9	3	4	17	6	4	0	0	37
ALABAMA *	5-13	0-4	7-10	6	2	17	10	1	1	3	38
@Auburn *	5-11	3-7	11-12	13	1	24	8	8	0	0	37
ARKANSAS *	1-9	0-4	7-9	8	1	9	8	6	2	1	35
@Mississippi *	6-17	4-11	4-8	6	4	20	3	4	0	2	36
@South Carolina *	3-10	1-4	2-4	5	5	9	4	7	0	2	36
AUBURN *	8-14	4-8	0-1	4	3	20	6	6	0	0	33
@Florida *	1-8	0-4	2-4	5	4	4	5	3	0	4	33
@Vanderbilt											
LSU											

SEASON HIGH	JAMONT GORDON	CAREER HIGH
25, 2x (last: at LMU 12-19-07)	Pts	27 at Alabama (2-7-07)
13, 2x (last: at Auburn 2-9-08)	Rebs	13, 3x (last: at Auburn 2-9-08)
10 vs Alabama (2-6-08)	Asts	10, 3x (last: vs Alabama 2-6-08)
2, 7x (last: vs Arkansas 2-16-08)	Blks	3 at Clemson (11-21-06)
4 at Florida (3-1-08)	Stls	5, 2x (last: at Vanderbilt 1-21-06)
10 at Alabama (1-19-08)	FGM	10 at Alabama (1-19-08)
19, 2x (last: vs Lafayette 1-5-08)	FGA	19, 3x (last: vs Lafayette 1-5-08)
5, 2x (last: vs Kentucky 1-15-08)	3FGM	5, 2x (last: vs Kentucky 1-15-08)
11 at Mississippi (2-20-08)	3FGA	11 at Mississippi (2-20-08)
11 at Auburn (2-9-08)	FTM	11, 4x (last: at Auburn 2-9-08)
12 at Auburn (2-9-08)	FTA	16 at Arkansas (2-28-07)
40 vs Miami [OH] (11-25-07)	Mins	42 vs Kentucky (3-9-07)

Season/Career 10-Point Games:	24 - 81	Season/Career Double-Doubles:	3 - 13
Season/Career 20-Point Games:	12 - 23	Season/Career Team's Top Scorer:	14 - 43
Season/Career 10-Rebound Games:	3 - 13	Season/Career Team's Top Rebounder:	6 - 33
Season/Career 10-Assist Games:	1 - 3	Season/Career Team's Top Assist Man:	22 - 71

JAMONT GORDON'S CAREER STATISTICS

Season	G-GS	Min	FGs	Pct	3FGs	Pct	FTs	Pct	Rebs	Ast	TO	Blk	Stl	Points
2005-06	30-30	988	139-341	.408	27-104	.260	108-167	.647	203-6.8	129	142	16	34	413-13.8
2006-07	35-35	1129	181-432	.419	42-121	.347	157-222	.707	250-7.1	187	123	20	46	561-16.0
2007-08	28-28	943	160-375	.427	52-156	.333	106-153	.693	173-6.2	134	112	19	34	478-17.1
Totals	93-93	3060	480-1148	.418	121-381	.318	371-542	.685	626-6.7	450	377	55	114	1452-15.6



23 CHARLES RHODES 23

6-8 • 245 • SR. • F/C
JACKSON, MS (LANIER HS)

Two-time All-SEC senior forward for the Bulldogs... Preseason All-SEC First Team selection by a vote of the league's head coaches... Ranks 11th on MSU's all-time scoring chart with 1,317 career points and 14th with 634 career rebounds... Stands 6th on school's all-time list with 134 career blocks, while also rating just outside MState's top 10 list in career FG% (.560)... Owns MSU's all-time dunks record with 166 career slams (51 this year)... 32% of his 516 career FGM have come via the dunk... Ranks 9th in the SEC in scoring (16.2 ppg), 7th in rebounding (7.4 rpg), 6th in FG% (.560; 38th in NCAA) and 10th in blocks (1.32 bpg) for all games... Stands T-10th in the SEC in scoring (16.7 ppg), 8th in rebounding (7.5 rpg), 4th in FG% (.567) and 9th in blocks (1.31 bpg)... Ranked as the SEC's 3rd-leading scorer (20.0 ppg) during the month of February... Averaging 19.2 ppg over his last 10 outings... Has three double-doubles in his last nine games (1 reb shy of three more - AU, USC & Bama; 2 rebs shy of another dbl-dbl at UF)... Has seven double-doubles on the season (5th in the SEC) and 13 total for his career... Named this week's SEC Player of the Week... Averaging 23.0 ppg on 28-of-44 FGs (64% w/10 dunks) and 8.7 rpg in his last three outings... Most recently had 15 points and eight rebounds at Florida... Scored a career-high 30 points (11-14 FGs w/5 dunks & 7-8 FTs) and had nine rebounds in home win over Auburn (most pts by MSU player since 2004-05 and most pts by MSU player in SEC gm since 2001-02)... Tallied 24 points (6 pts in OT) on 11-17 FGs and 5 dunks and added nine boards at South Carolina... Scored 24 points (19 pts on 8-12 FGs in 1st half) in home win over Arkansas... Had 17 points and 10 rebounds at Auburn... Had 15 points and 10 rebounds (season-high 5 blocks) vs. Tennessee, while totalling 11 points, season-high 15 rebounds and three blocks at Arkansas in consecutive games... Scored 26 points (12-14 FGs) in home win over Ole Miss.

CHARLES RHODES' GAME-BY-GAME STATS (2007-08)

Opponent	FG	3FG	FT	Reb	PF	Pts	Ast	TO	BS	Stl	Min
LA. TECH *	8-17	0-0	1-4	7	2	17	2	0	2	1	27
CLEMSON *	7-12	0-0	3-7	6	3	17	1	2	4	0	25
UT MARTIN *	7-9	0-0	1-2	5	3	15	2	4	3	1	24
UC Irvine *	3-14	0-2	5-6	11	2	11	1	5	1	3	35
Southern Illinois *	2-5	0-0	0-1	6	5	4	0	3	0	0	21
Miami (OH) *	11-15	0-0	3-4	10	3	25	1	3	0	1	37
MURRAY ST. *	8-14	0-0	6-6	5	2	22	2	0	2	0	25
SE LOUISIANA *	7-8	0-0	2-2	7	5	16	0	5	1	3	30
MIAMI (FL) *	4-12	0-0	2-3	7	2	10	1	1	1	0	35
@South Alabama	4-7	0-0	2-5	4	3	10	0	2	0	1	21
@Loyola M'ount *	7-12	0-0	0-2	10	4	14	1	3	1	0	26
@TAMU-CC *	10-16	0-0	6-9	10	2	26	1	1	1	1	33
MISSOURI											
Lafayette											
@LSU											
GEORGIA	4-5	0-0	0-2	3	1	8	0	0	2	1	12
KENTUCKY *	5-8	0-0	2-4	3	0	12	2	3	1	1	30
@Alabama *	2-7	0-1	1-2	9	2	5	0	0	1	0	31
MISSISSIPPI *	12-14	0-0	2-3	6	1	26	1	2	0	0	28
@Arkansas *	4-11	0-0	3-5	15	2	11	1	5	3	0	37
TENNESSEE *	4-9	0-0	7-8	10	2	15	1	5	5	0	35
ALABAMA *	7-12	0-0	3-6	9	2	17	1	3	2	0	33
@Auburn *	5-11	0-0	7-7	10	4	17	0	3	1	1	33
ARKANSAS *	9-18	1-1	5-7	1	2	24	1	0	0	1	28
@Mississippi *	5-11	0-0	3-4	5	2	13	1	2	0	0	37
@South Carolina *	11-17	0-0	2-3	9	1	24	3	3	0	0	42
AUBURN *	11-14	1-1	7-8	9	4	30	0	1	2	0	33
@Florida *	6-13	0-0	3-6	8	1	15	2	1	0	1	36
@Vanderbilt											
LSU											

SEASON HIGH	CHARLES RHODES	CAREER HIGH
30 vs Auburn (2-27-08)	Pts	30 vs Auburn (2-27-08)
15 at Arkansas (1-30-08)	Rebs	19 vs Auburn (2-4-06)
3 at South Carolina (2-23-08)	Asts	3, 3x (last: at South Carolina 2-23-08)
5 vs Tennessee (2-2-08)	Blks	6 vs Bradley (3-17-07)
3, 2x (last: vs Southeastern La. 12-8-07)	Stls	3, 3x (last: vs Southeastern La. 12-8-07)
12 vs Mississippi (1-26-08)	FGM	12 vs Mississippi (1-26-08)
18 vs Arkansas (2-16-08)	FGA	18, 2x (last: vs Arkansas 2-16-08)
1, 2x (last: vs Auburn 2-27-08)	3FGM	2 vs New Orleans (12-21-06)
2 vs UC Irvine (11-22-07)	3FGA	2, 5x (last: vs UC Irvine 11-22-07)
7, 3x (last: vs Auburn 2-27-08)	FTM	10 vs Jacksonville State (12-15-05)
9 at A&M-Corpus Christi (12-21-07)	FTA	13 vs Kentucky (2-1-06)
42 at South Carolina (2-23-08)	Mins	42 at South Carolina (2-23-08)

Season/Career 10-Point Games:	22 - 70	Season/Career Double-Doubles:	7 - 13
Season/Career 20-Point Games:	7 - 19	Season/Career Team's Top Scorer:	8 - 32
Season/Career 10-Rebound Games:	7 - 14	Season/Career Team's Top Rebounder:	10 - 33
Season/Career 3-Block Games:	4 - 18	Season/Career Team's Top Shot-Blocker:	4 - 35

CHARLES RHODES' CAREER STATISTICS

Season	G-GS	Min	FGs	Pct	3FGs	Pct	FTs	Pct	Rebs	Ast	TO	Blk	Stl	Points
2004-05	16-0	104	19-32	.594	0-5	.000	9-12	.750	30-1.9	2	5	5	1	47-2.9
2005-06	29-25	775	154-273	.564	1-2	.500	92-130	.708	207-7.1	10	67	32	21	401-13.8
2006-07	34-25	896	180-325	.554	6-19	.316	99-141	.702	212-6.2	27	82	64	17	465-13.7
2007-08	25-23	754	163-291	.560	2-5	.400	76-116	.655	185-7.4	25	57	33	16	404-16.2
Totals	104-73	2529	516-921	.560	9-31	.290	276-399	.692	634-6.1	64	211	134	55	1317-12.7



22 BARRY STEWART 22

6-2 • 170 • So. • G
SHELBYVILLE, TN (SHELBYVILLE CENT. HS)

Sophomore starter who ranks as the team's third-leading scorer (12.0 ppg; 28th in SEC), No. 2 playmaker (2.8 apg) and No. 4 rebounder (4.5 rpg) on the year... Averaging 11.7 ppg (27th), 4.6 rpg and 2.2 apg in SEC games... Leads MSU with 35 steals and ranks 5th in the SEC in minutes played (34.93 mins/gm)... Has hit at least one 3-pointer in 22 of 28 games this year and in 52 of 63 career contests... Stands 15th in the SEC in made 3-pointers per game (1.82/gm)... Ranks 9th on the school's career three-point percentage chart (.371) and 11th with 119 career made 3-pointers... Most recently had 10 points (2-8 treys) and eight rebounds at Florida... Totalled 11 points (3-5 treys), five rebounds and five assists in home win over Auburn... Had 11 points with a team-high eight rebounds and three assists at Ole Miss... Hit 14-of-25 treys (56%) in four-game span to begin February... Had 19 points (3-5 treys) and five rebounds (4 off.) in home win over Arkansas... Narrowly missed posting his second double-double of the season with 13 points (3-8 treys) and nine rebounds in home win over Alabama... Scored a game-high 21 points with a career-high six made treys in eight attempts, including three straight 3-pointers within a minute and 4-of-5 treys in the second half, vs. Tennessee... Was hitting only 16% from the beyond the three-point arc (4-25 treys) in league play heading into Feb. 2 Tennessee game... Was also trey-less in four of his five previous outings (5-of-30 treys for 17% over prior 7 gms) before UT game... Tallied 16 points (3-5 treys) at Alabama... Scored a career-high 24 points as well as handing out a career-most seven assists against Missouri on Dec. 30 to earn SEC Player of the Week honors... Tallied 19 points (6-8 FGs) at Texas A&M-Corpus Christi... Began the year by posting his first MSU double-double with 13 points and a career-high 11 rebounds vs. Louisiana Tech.

BARRY STEWART'S GAME-BY-GAME STATS (2007-08)

Opponent	FG	3FG	FT	Reb	PF	Pts	Ass	TO	BS	Stl	Min
LA. TECH *	5-10	1-5	2-3	11	2	13	3	0	1	0	26
CLEMSON *	3-10	2-6	4-4	6	5	12	2	4	0	2	36
UT MARTIN *	3-12	0-4	3-4	4	1	9	4	4	0	2	26
UC Irvine*	6-10	4-7	2-2	6	1	18	2	1	0	0	38
Southern Illinois*	3-9	1-3	2-2	3	2	9	3	3	1	1	38
Miami (OH)*	2-9	1-5	0-0	3	3	5	4	5	0	0	36
MURRAY ST.*	5-6	2-3	2-2	5	1	14	2	1	0	4	36
SE LOUISIANA*	2-6	2-5	0-0	1	1	6	2	2	0	2	30
MIAMI (FL)*	6-12	5-9	1-2	4	1	18	1	1	0	1	37
@South Alabama*	3-10	1-5	1-3	6	4	8	6	4	0	2	39
@Loyola M'ount*	4-8	2-5	0-2	5	1	10	5	3	0	1	25
@TAMU-CC*	6-8	2-3	5-7	2	1	19	4	2	0	1	36
MISSOURI*	8-14	3-7	5-5	4	3	24	7	3	0	2	38
Lafayette*	2-8	1-5	1-2	3	2	6	1	3	0	1	32
@LSU*	2-6	1-4	6-8	6	3	11	5	2	0	1	35
GEORGIA*	3-13	0-5	3-5	5	4	9	2	4	0	2	36
KENTUCKY*	2-11	0-5	5-8	4	3	9	4	5	0	1	35
@Alabama*	6-11	3-5	1-2	1	3	16	3	2	0	2	35
MISSISSIPPI*	5-11	0-4	2-4	4	2	12	3	2	0	1	33
@Arkansas*	3-7	0-2	1-2	1	5	7	0	1	0	1	30
TENNESSEE*	7-9	6-8	1-2	2	4	21	1	1	0	2	34
ALABAMA*	5-11	3-8	0-0	9	0	13	2	3	1	0	36
@Auburn*	2-5	2-4	1-2	3	2	7	1	4	0	0	37
ARKANSAS*	5-11	3-5	6-6	5	4	19	1	4	0	2	38
@Mississippi*	4-13	0-6	3-5	8	3	11	3	2	0	1	37
@South Carolina*	3-10	1-6	1-2	3	2	8	0	4	0	1	43
AUBURN*	4-8	3-5	0-0	5	1	11	5	1	0	0	37
@Florida*	3-13	2-8	2-2	8	1	10	1	0	0	2	39
@Vanderbilt											
LSU											

SEASON HIGH	BARRY STEWART	CAREER HIGH
24 vs Missouri (12-30-07)	Pts	24 vs Missouri (12-30-07)
11 vs Louisiana Tech (11-10-07)	Rebs	11 vs Louisiana Tech (11-10-07)
7 vs Missouri (12-30-07)	Asts	7 vs Missouri (12-30-07)
1, 3x (last: vs Alabama 2-6-08)	Blks	1, 8x (last: vs Alabama 2-6-08)
4 vs Murray State (12-1-07)	Stls	5 vs Florida State (3-20-07)
8 vs Missouri (12-30-07)	FGM	8 vs Missouri (12-30-07)
14 vs Missouri (12-30-07)	FGA	14, 2x (last: vs Missouri 12-30-07)
6 vs Tennessee (2-2-08)	3FGM	6 vs Tennessee (2-2-08)
9 vs Miami [FL] (12-13-07)	3FGA	11 at Miami [FL] (12-11-06)
6, 2x (last: vs Arkansas 2-16-08)	FTM	10 vs Auburn (1-20-07)
8, 2x (last: vs Kentucky 1-15-08)	FTA	10 vs Auburn (1-20-07)
43 at South Carolina (2-23-08)	Mins	43 at South Carolina (2-23-08)

Season/Career 10-Point Games:	17 - 34	Season/Career Double-Doubles:	1 - 1
Season/Career 20-Point Games:	2 - 4	Season/Career Team's Top Scorer:	4 - 8
Season/Career 10-Rebound Games:	1 - 1	Season/Career Team's Top Rebounder:	3 - 4
Season/Career 5-Assist Games:	5 - 5	Season/Career Team's Top Assist Man:	7 - 10

BARRY STEWART'S CAREER STATISTICS

Season	G-S	Min	FGs	Pct	3FGs	Pct	FTs	Pct	Rebs	Ass	TO	Blk	Stl	Points
2006-07	35-0	848	96-240	.400	68-174	.391	82-107	.766	111-32	43	27	5	32	342-9.8
2007-08	28-28	978	112-271	.413	51-147	.347	60-86	.698	127-4.5	77	71	3	35	335-12.0
Totals	63-28	1826	208-511	.407	119-321	.371	142-193	.736	238-3.8	120	98	8	67	677-10.7



11 BEN HANSBROUGH 11

6-3 • 205 • So. • G
POPLAR BLUFF, MO (POPLAR BLUFF HS)

Second-year player who has started 22 contests in the Bulldog back-court this season... Team's fourth-leading scorer (10.5 ppg) and No. 3 playmaker (2.7 apg) on the year... Averaging 10.8 ppg (40% treys), 4.0 rpg and 2.5 apg in SEC contests... Ranks 7th in the SEC in three-point percentage (37.0%) and 10th in made treys per game (2.08/gm) for all games... Has made at least one trey in all but one game this season... Leads team in FT% (81.1%) and has made 79.5% career FTs... Ranks 4th on MSU's all-time trey percentage list (39.0%)... Has made 20-of-47 treys (43%) over his last eight outings... Has hit 17-18 FTs (incl. last 11 FTs) over his last seven games... Averaging 5.8 rpg in his last four games... Most recently matched his season high with a team-high 20 points (4-8 treys) and added five rebounds at Florida... Had 11 points, six rebounds and six assists in home win over Auburn... Totalled nine points (incl. 3 game-tying FTs at the end of regulation), seven rebounds and team-high five assists at South Carolina... Had 20 points (4-7 treys), along with four rebounds, three assists and three steals, at Auburn... Broke the middle finger of his left hand in Jan. 12 win over Georgia and did not dress vs. Kentucky... Came off the bench to nail three treys (in 7 att.) in nine-point outing at Alabama... Then did not dress for the next three games because of mononucleosis... Once again returned to action against Alabama on Feb. 6, scoring 10 points (2-5 treys) and handing out two assists in home win over the Tide... Scored 17 points (5-8 treys) vs. Lafayette and tallied 15 points, grabbed a career-high eight rebounds and had four assists vs. his hometown Missouri Tigers in consecutive outings... Scored 16 points (4-10 treys) at South Alabama... Handed out season-most seven assists at Loyola Marymount and had six dishes vs. Southern Illinois... Had 20 points (6-8 FGs; 4-6 treys & 4-4 FTs) vs. UT Martin.

BEN HANSBROUGH'S GAME-BY-GAME STATS (2007-08)


Opponent	FG	3FG	FT	Reb	PF	Pts	Ass	TO	BS	Stl	Min
LA. TECH *	3-8	3-6	2-2	3	1	11	3	1	1	0	27
CLEMSON *	1-4	1-4	3-4	2	4	6	3	1	0	1	37
UT MARTIN *	6-8	4-6	4-4	5	2	20	3	3	0	1	25
UC Irvine*	4-8	1-4	4-5	4	1	13	1	3	0	0	34
Southern Illinois*	1-8	1-7	2-2	3	1	5	6	4	0	1	33
Miami (OH)*	2-6	2-6	0-0	2	4	6	1	2	0	1	38
MURRAY ST.*	3-7	2-5	1-1	2	1	9	2	0	0	2	28
SE LOUISIANA*	4-7	1-2	1-1	3	1	10	1	2	0	1	28
MIAMI (FL)*	0-8	0-8	0-0	4	3	0	2	0	0	0	33
@South Alabama*	5-13	4-10	2-2	5	2	16	1	0	0	3	34
@Loyola M'ount*	3-8	1-5	1-2	3	1	8	7	2	0	3	25
@TAMU-CC*	3-7	1-4	0-0	6	1	7	1	0	0	1	20
MISSOURI*	4-8	2-5	5-8	8	5	15	4	2	0	1	38
Lafayette*	6-10	5-8	0-0	4	1	17	4	0	0	1	33
@LSU*	3-7	1-5	0-0	7	3	7	4	2	0	1	30
GEORGIA*	2-6	1-3	1-2	2	3	6	2	1	0	1	36
KENTUCKY											Did Not Play
@Alabama	3-8	3-7	0-2	1	1	9	0	1	0	0	25
MISSISSIPPI											Did Not Play
@Arkansas											Did Not Play
TENNESSEE											Did Not Play
ALABAMA	3-8	2-5	2-2	0	3	10	2	2	0	0	27
@Auburn*	6-9	4-7	4-5	4	3	20	3	4	0	3	38
ARKANSAS*	3-4	1-2	1-1	3	5	8	0	0	0	0	35
@Mississippi*	3-8	2-5	0-0	5	0	8	1	2	0	0	37
@South Carolina*	2-7	2-6	3-3	7	4	9	5	2	0	2	38
AUBURN*	3-9	2-7	3-3	6	0	11	6	3	0	1	38
@Florida*	6-10	4-8	4-4	5	2	20	2	2	0	0	38
@Vanderbilt											
LSU											

SEASON HIGH	BEN HANSBROUGH	CAREER HIGH
20, 3x (last: at Florida 3-1-08)	Pts	23 vs A&M-Corpus Christi (12-2-06)
8 vs Missouri (12-30-07)	Rebs	8 vs Missouri (12-30-07)
7 at Loyola Marymount (12-19-07)	Asts	8, 2x (last: at Missouri 1-2-07)
1 vs Louisiana Tech (11-10-07)	Blks	1 vs Louisiana Tech (11-10-07)
3, 3x (last: at Auburn 2-9-08)	Stls	4 vs Alabama (3-4-07)
6, 4x (last: at Florida 3-1-08)	FGM	6, 5x (last: at Florida 3-1-08)
13 at South Alabama (12-15-07)	FGA	13 at South Alabama (12-15-07)
5 vs Lafayette (1-5-08)	3FGM	5, 2x (last: vs Lafayette 1-5-08)
10 at South Alabama (12-15-07)	3FGA	10 at South Alabama (12-15-07)
5 vs Missouri (12-30-07)	FTM	7 vs Mississippi Valley State (3-13-07)
8 vs Missouri (12-30-07)	FTA	8, 2x (last: vs Missouri 12-30-07)
38, 6x (last: at Florida 3-1-08)	Mins	38, 6x (last: at Florida 3-1-08)

Season/Career 10-Point Games:	11 - 23	Season/Career Double-Doubles:	0 - 0
Season/Career 20-Point Games:	3 - 4	Season/Career Team's Top Scorer:	3 - 4
Season/Career 10-Rebound Games:	0 - 0	Season/Career Team's Top Rebounder:	0 - 1
Season/Career 5-Assist Games:	4 - 14	Season/Career Team's Top Assist Man:	7 - 16

BEN HANSBROUGH'S CAREER STATISTICS

Season	G-S	Min	FGs	Pct	3FGs	Pct	FTs	Pct	Rebs	Ass	TO	Blk	Stl	Points
2006-07	35-9	827	75-175	.429	47-114	.412	58-74	.784	98-2.8	112	65	0	35	255-7.3
2007-08	24-22	775	79-186	.425	50-135	.370	43-53	.811	94-3.9	64	39	1	25	251-10.5
Totals	59-31	1602	154-361	.427	97-249	.390	101-127	.795	192-3.3	176	104	1	60	506-8.6



32 JARVIS VARNADO 32

6-9 • 210 • So. • F/C
BROWNSVILLE, TN (HAYWOOD HS)

Sophomore defensive standout leads the nation in blocks (4.86 bpg)... Also averaging 7.5 points on the year and ranks 4th among the league's leading rebounders (8.1 rpg)... Has blocked at least two shots in all but two games this season and owns 42 career multi-block contests... Has established a new single-season school record with 136 blocks this year, which ranks 4th on the SEC's all-time season chart... Owns more blocks individually this season than nine SEC teams... Already ranks 2nd on MState's all-time list with 203 career blocks in just 63 games (3.22 bpg)... Has rejected five or more shots in a game 15 times this season, including school-record 10 blocks three times (Kentucky, Georgia & Miami, FL)... Shooting 64.2% from the field this season (4th on MSU's all-time season list) and now tops MSU's all-time field-goal percentage chart (min. 200 FGA) at 64.4% for his career... Averaging 8.4 ppg (67.6% FGs), 8.3 rpg (7.5th in SEC) and 5.00 bpg (1st) in SEC contests... Has collected 10 or more rebounds nine times this season... Notched his fifth double-double of the season (6th of career) with 11 points, 11 rebounds and seven blocks at Florida... Totalled 14 points (his personal SEC high) on 6-of-7 FGs, nine boards and four blocks in home win over Auburn... Totalled seven points, 12 boards and five blocks at South Carolina... Totalled six points, six rebounds and six blocks at Ole Miss... Had 10 points and 10 rebounds (3 blks & 2 stls) in win over Arkansas... Totalled 12 points, eight boards and four blocks in home win over Ole Miss... Recorded the third triple-double in school history with 10 points, 12 rebounds and 10 blocks vs. Kentucky... Nearly posted a triple-double in previous game vs. Georgia with nine points, nine rebounds and 10 blocks... Totalled 13 points, career-high 17 boards and seven blocks at LSU... Had career-high 16 points and 12 rebounds (5 blks) vs. Lafayette the game prior.

JARVIS VARNADO'S GAME-BY-GAME STATS (2007-08)


Opponent	FG	3FG	FT	Reb	PF	Pts	Ast	TO	BS	Stl	Min
LA. TECH *	1-5	0-0	2-2	5	1	4	0	1	6	0	26
CLEMSON *	3-7	0-0	1-2	12	5	7	0	4	6	0	27
UT MARTIN *	4-4	0-0	0-0	16	1	8	1	1	3	0	27
UC Irvine*	1-2	0-0	0-1	6	4	2	1	0	2	0	19
Southern Illinois*	3-3	0-0	0-2	7	3	6	0	2	2	2	36
Miami (OH)*	1-3	0-0	0-2	6	3	2	0	1	5	0	30
MURRAY ST.*	1-1	0-0	0-0	7	1	2	1	2	3	1	24
SE LOUISIANA*	4-6	0-0	0-0	3	5	8	0	2	4	0	17
MIAMI (FL)*	4-6	0-0	0-0	7	2	8	1	0	10	0	31
@South Alabama*	4-5	0-0	1-4	10	5	9	1	0	6	3	34
@Loyola M'mount*	4-4	0-0	2-6	6	4	10	1	2	9	0	20
@TAMU-CC*	1-9	0-1	0-0	7	2	2	1	1	0	0	24
MISSOURI*	4-6	0-0	1-4	8	3	9	0	1	5	0	23
Lafayette*	5-5	0-0	6-9	12	1	16	0	1	5	1	26
@LSU*	6-10	0-0	1-4	17	2	13	0	1	7	0	25
GEORGIA*	4-5	0-0	1-1	9	3	9	0	0	10	0	21
KENTUCKY*	3-5	0-0	4-10	12	2	10	1	1	10	0	36
@Alabama*	2-4	0-0	0-2	6	4	4	0	1	0	3	21
MISSISSIPPI*	4-5	0-0	4-4	8	3	12	1	1	4	0	29
@Arkansas*	0-1	0-0	1-2	6	3	1	0	2	4	1	24
TENNESSEE*	2-4	0-0	1-4	4	2	5	0	0	2	1	30
ALABAMA*	4-5	0-0	0-0	3	1	8	1	1	2	0	30
@Auburn*	4-4	0-0	0-0	3	4	8	1	2	6	0	23
ARKANSAS*	3-4	0-0	4-6	10	2	10	0	0	3	2	29
@Mississippi*	3-5	0-0	0-0	6	2	6	0	3	6	0	32
@South Carolina*	3-5	0-0	1-1	12	5	7	1	3	5	0	37
AUBURN*	6-7	0-0	2-4	9	2	14	2	1	4	1	37
@Florida*	4-7	0-0	3-8	11	3	11	1	1	7	2	37
@Vanderbilt											
LSU											

SEASON HIGH	JARVIS VARNADO	CAREER HIGH
16 vs Lafayette (1-5-08)	Pts	16 vs Lafayette (1-5-08)
17 at LSU (1-9-08)	Rebs	17 at LSU (1-9-08)
2 vs Auburn (2-27-08)	Asts	2, 3x (last: vs Auburn 2-27-08)
10, 3x (last: vs Kentucky 1-15-08)	Blks	10, 3x (last: vs Kentucky 1-15-08)
3, 2x (last: at Alabama 1-19-08)	Stls	3, 2x (last: at Alabama 1-19-08)
6, 2x (last: vs Auburn 2-27-08)	FGM	6, 4x (last: vs Auburn 2-27-08)
10 at LSU (1-9-08)	FGA	10 at LSU (1-9-08)
--	3FGM	--
1 at A&M-Corpus Christi (12-21-07)	3FGA	1, 2x (last: at TAMUCC 12-21-07)
6 vs Lafayette (1-5-08)	FTM	6 vs Lafayette (1-5-08)
10 vs Kentucky (1-15-08)	FTA	10 vs Kentucky (1-15-08)
37, 3x (last: at Florida 3-1-08)	Mins	37, 3x (last: at Florida 3-1-08)

Season/Career 10-Point Games:	8 - 13	Season/Career Double-Doubles:	5 - 6
Season/Career 20-Point Games:	0 - 0	Season/Career Team's Top Scorer:	1 - 1
Season/Career 10-Rebound Games:	9 - 11	Season/Career Team's Top Rebounder:	13 - 18
Season/Career 5-Block Games:	15 - 17	Season/Career Team's Top Shot-Blocker:	25 - 40

JARVIS VARNADO'S CAREER STATISTICS

Season	G-GS	Min	FGs	Pct	3FGs	Pct	FTs	Pct	Rebs	Ast	TO	Blk	Stl	Points
2006-07	35-13	473	75-116	.647	0-1	.000	24-45	.533	146-4.2	11	19	67	12	174-5.0
2007-08	28-28	775	88-137	.642	0-1	.000	35-78	.449	228-8.1	15	35	136	17	211-7.5
Totals	63-41	1248	163-253	.644	0-2	.000	59-123	.480	374-5.9	26	54	203	29	385-6.1



21 BRIAN JOHNSON 21

6-9 • 245 • Jr. • F/C
LAURINBURG, NC (LOUISVILLE)

Junior frontline performer participating in his first season at MSU after sitting out last season as a transfer from the University of Louisville... Spent two seasons at U of L, playing in 30 games (5 starts) in 2005-06 and receiving a medical redshirt year (right knee) for the 2004-05 campaign... Averaging 2.2 points and 2.4 rebounds per contest (10.1 mins/gm) as a frontcourt back-up overall this season, including 1.1 points (6-10 FGs & 4-4 FTs) and 1.6 boards (7.4 mpg) per SEC outing... Nearly half (30) of his 64 total rebounds on the year have been offensive boards... Shooting 63.2% (24-38 FGs) from the field on the year... Second on team with 80.0 FT% (12-15 FTs) for the season... Has been credited with 13 steals, 10 blocks and seven assists (but 32 TOs) on the year... Has seen single-digit minutes played in 10 of the 14 SEC contests, including only 5.3 minutes per game over his last seven outings... Most recently converted on a three-point play and had a rebound at Florida... Had been scoreless in five of his previous six games prior to UF game... Scored a basket at Ole Miss... Had two rebounds, one block and one steal in home win over Arkansas... Had three points and two rebounds vs. Tennessee... Had four points and four rebounds at Arkansas... Had two points, three boards and career-high three assists in home win over Ole Miss... Had two points, two offensive boards and a block vs. Kentucky... Had four points, four rebounds and two steals vs. Lafayette... Had season-high six boards and season-most three steals at Loyola Marymount... Scored a season-high 10 points (4-4 FGs & 2-2 FTs) vs. Clemson... Had six points and five rebounds in season-most 21 minutes vs. UC Irvine... Totalled six points (3-3 FGs) and four rebounds (3 off.) vs. Murray State... Had three blocks and four rebounds at Texas A&M-Corpus Christi.

BRIAN JOHNSON'S GAME-BY-GAME STATS (2007-08)

Opponent	FG	3FG	FT	Reb	PF	Pts	Ast	TO	BS	Stl	Min
LA. TECH	1-3	0-1	2-3	2	2	4	0	0	0	0	11
CLEMSON	4-4	0-0	2-2	3	2	10	0	1	0	0	19
UT MARTIN	0-3	0-1	0-0	4	0	0	0	0	0	0	12
UC Irvine	2-4	0-0	2-2	5	3	6	1	3	0	0	21
Southern Illinois	1-2	0-0	0-0	2	0	2	0	2	0	0	14
Miami (OH)	2-3	0-0	0-0	3	3	4	0	0	1	0	11
MURRAY ST.	3-3	0-0	0-0	4	2	6	1	3	1	1	16
SE LOUISIANA	1-1	0-0	0-0	0	0	2	0	1	0	0	2
MIAMI (FL)	1-1	0-0	0-0	2	2	2	0	2	1	2	14
@South Alabama				Did Not Play							
@Loyola M'mount	1-1	0-0	0-0	6	1	2	0	5	1	3	15
@TAMU-CC	0-1	0-0	0-2	4	4	0	0	1	3	0	12
MISSOURI	1-1	0-0	0-0	2	2	2	0	0	0	0	13
Lafayette	1-1	0-0	2-2	4	2	4	0	0	0	2	11
@LSU	0-0	0-0	0-0	0	1	0	0	2	0	0	9
GEORGIA	0-1	0-0	0-0	1	0	0	1	1	0	0	9
KENTUCKY	1-2	0-0	0-0	2	1	2	0	1	1	0	9
@Alabama	0-1	0-0	0-0	2	2	0	0	1	1	0	7
MISSISSIPPI	1-2	0-0	0-0	3	1	2	3	1	0	1	11
@Arkansas	1-1	0-0	2-2	4	0	4	0	2	0	1	12
TENNESSEE	1-1	0-0	1-1	2	2	3	0	1	0	1	9
ALABAMA	0-0	0-0	0-0	2	1	0	0	0	0	0	7
@Auburn	0-0	0-0	0-0	1	0	0	0	1	0	0	2
ARKANSAS	0-0	0-0	0-0	2	1	0	0	2	1	1	11
@Mississippi	1-1	0-0	0-0	0	1	2	0	1	0	0	3
@South Carolina	0-0	0-0	0-0	2	0	0	0	0	0	1	3
AUBURN	0-0	0-0	0-0	1	1	0	1	0	0	0	7
@Florida	1-1	0-0	1-1	1	0	3	0	1	0	0	4
@Vanderbilt											
LSU											

SEASON HIGH	BRIAN JOHNSON	CAREER HIGH
10 vs Clemson (11-15-07)	Pts	13 vs Clemson (3-20-06)
6 at Loyola Marymount (12-19-07)	Rebs	13 vs Clemson (3-20-06)
3 vs Mississippi (1-26-08)	Asts	3 vs Mississippi (1-26-08)
3 at A&M-Corpus Christi (12-21-07)	Blks	3 at A&M-Corpus Christi (12-21-07)
3 at Loyola Marymount (12-19-07)	Stls	3 at Loyola Marymount (12-19-07)
4 vs Clemson (11-15-07)	FGM	4, 3x (last: vs Clemson 11-15-07)
4, 2x (last: vs UC Irvine 11-22-07)	FGA	7 at Kentucky (12-17-05)
--	3FGM	--
1, 2x (last: vs UT Martin 11-17-07)	3FGA	1, 4x (last: vs UT Martin 11-17-07)
2, 5x (last: at Arkansas 1-30-08)	FTM	5, 2x (last: vs Clemson 3-20-06)
3 vs Louisiana Tech (11-10-07)	FTA	6, 4x (last: vs Clemson 3-20-06)
21 vs UC Irvine (11-22-07)	Mins	24 vs Clemson (3-20-06)

Season/Career 10-Point Games:	1 - 2	Season/Career Double-Doubles:	0 - 1
Season/Career 20-Point Games:	0 - 0	Season/Career MSU's Top Scorer:	0 - 0
Season/Career 10-Rebound Games:	0 - 2	Season/Career MSU's Top Rebounder:	0 - 0
Season/Career 3-Block Games:	1 - 1	Season/Career MSU's Top Shot-Blocker:	2 - 2

BRIAN JOHNSON'S CAREER STATISTICS

Season	G-GS	Min	FGs	Pct	3FGs	Pct	FTs	Pct	Rebs	Ast	TO	Blk	Stl	Points
2005-06*	30-5	309	33-61	.541	0-2	.000	29-45	.644	96-3.2	9	18	5	9	95-3.2
2007-08	27-0	274	24-38	.632	0-2	.000	12-15	.800	64-2.4	7	32	10	13	60-2.2
Totals	57-5	583	57-99	.576	0-4	.000	41-60	.683	160-2.8	16	50	15	22	155-2.7

* - Played the 2005-06 season at the University of Louisville



25 PHIL TURNER 25

6-3 • 170 • RS-Fr. • G
GRENADA, MS (GRENADA HS)

Redshirt freshman guard who made great strides this past off-season competing for SCORE International during a pair of goodwill tours... Averaging 4.7 points and 3.0 rebounds per game during his rookie season, including 3.8 ppg and 3.2 rpg (20.9 mins/gm) in SEC play... Shooting only 35% from the field overall, 32% from beyond the arc and 56% from the line on the season... Third on the team with 26 steals... Has 11 starts this season, including recent streak of 10 straight starts (Dec. 30-Feb. 6)... Has seen only 26 total minutes of action in the team's last six games (DNP at Florida or at Ole Miss)... Most recently hit 1-2 treys (5 mins) in home win over Auburn... Came off the bench to play all five minutes of overtime and hit a clutch 3-pointer at South Carolina when Jamont Gordon fouled out... Totalled three points, three rebounds, two blocks and two steals at Auburn (15 mins)... Had four points and five rebounds in home win over Alabama (14 mins)... Had six points (2-5 treys) and three rebounds at Arkansas... Matched his season high with three assists, while adding three points and two rebounds, at Alabama... Had 11 points (3-8 treys) and four rebounds vs. Kentucky... Totalled seven points, nine boards, two assists, two steals and two blocks vs. Georgia... Had four points, three rebounds and two steals at LSU... Had eight points, eight rebounds and two blocks vs. Lafayette... Recorded his first career double-double with 12 points and a career-high 10 rebounds vs. Missouri... Tallied 13 points (4-5 FGs & 3-3 treys in 16 mins), including 11 straight MSU points in a span of only 1:32 of the first half, at Texas A&M-Corpus Christi... Tallied a season-high 17 points (6-9 FGs & 4-6 treys), along with four rebounds, three assists, two steals and a block, at South Alabama in his first MSU start.

PHIL TURNER'S GAME-BY-GAME STATS (2007-08)

Opponent	FG	3FG	FT	Reb	PF	Pts	Ast	TO	BS	Stl	Min
LA. TECH	0-3	0-1	0-0	4	1	0	2	0	0	2	18
CLEMSON	2-6	1-2	0-2	4	3	5	1	1	0	0	15
UT MARTIN	2-6	1-4	1-2	0	1	6	1	2	0	0	16
UC Irvine	1-4	1-3	0-0	2	1	3	2	0	0	2	16
Southern Illinois	1-3	1-2	0-0	1	2	3	0	1	0	1	17
Miami (OH)	0-1	0-0	0-0	3	0	0	0	0	0	0	4
MURRAY ST.	1-5	0-3	0-0	1	0	2	0	1	0	1	11
SE LOUISIANA	0-2	0-2	1-2	0	1	1	0	1	0	1	12
MIAMI (FL)	1-3	0-2	0-0	0	1	2	0	0	0	1	5
@South Alabama*	6-9	4-6	1-2	4	5	17	3	2	1	2	26
@Loyola M'mount	1-3	0-2	1-2	1	1	3	0	1	0	3	16
@TAMU-CC	4-5	3-3	2-2	3	1	13	2	1	1	2	16
MISSOURI*	4-10	0-3	4-6	10	2	12	2	2	0	2	34
Lafayette*	2-6	1-4	3-4	8	4	8	1	1	2	1	28
@LSU*	2-6	0-2	0-0	3	3	4	1	2	0	2	34
GEORGIA*	2-7	2-6	1-2	9	3	7	2	4	2	2	37
KENTUCKY*	4-10	3-8	0-0	4	1	11	1	0	0	0	33
@Alabama*	1-5	1-4	0-0	2	2	3	3	2	0	0	28
MISSISSIPPI*	0-5	0-2	0-0	6	3	0	0	1	0	0	28
@Arkansas*	2-6	2-5	0-0	3	3	6	1	3	0	1	27
TENNESSEE*	1-5	0-2	0-1	3	2	2	0	1	1	0	24
ALABAMA*	1-3	1-3	1-2	5	0	4	0	1	0	1	14
@Auburn	1-2	1-2	0-0	3	1	3	1	1	2	2	15
ARKANSAS	0-0	0-0	0-0	0	0	0	0	0	0	0	1
@Mississippi	Did Not Play										
@South Carolina	1-1	1-1	0-0	0	1	3	0	0	0	0	5
AUBURN	1-3	1-2	0-0	0	1	3	0	0	0	0	5
@Florida	Did Not Play										
@Vanderbilt	Did Not Play										
LSU	Did Not Play										

SEASON HIGH	PHIL TURNER	CAREER HIGH
17 at South Alabama (12-15-07)	Pts	same
10 vs Missouri (12-30-07)	Rebs	same
3, 2x (last: at Alabama 1-19-08)	Asts	same
2, 3x (last: at Auburn 2-9-08)	Blks	same
3 at Loyola Marymount (12-19-07)	Stls	same
6 at South Alabama (12-15-07)	FGM	same
10, 2x (last: vs Kentucky 1-15-08)	FGA	same
4 at South Alabama (12-15-07)	3FGM	same
8 vs Kentucky (1-15-08)	3FGA	same
4 vs Missouri (12-30-07)	FTM	same
6 vs Missouri (12-30-07)	FTA	same
37 vs Georgia (1-12-08)	Mins	same

Season/Career 10-Point Games:	4 - 4	Season/Career Double-Doubles:	1 - 1
Season/Career 20-Point Games:	0 - 0	Season/Career Team's Top Scorer:	1 - 1
Season/Career 5-Rebound Games:	5 - 5	Season/Career Team's Top Rebounder:	2 - 2
Season/Career 3-Assist Games:	2 - 2	Season/Career Team's Top Assist Man:	1 - 1

PHIL TURNER'S CAREER STATISTICS

Season	G-GS	Min	FGs	Pct	3FGs	Pct	FTs	Pct	Rebs	Ast	TO	Blk	Stl	Points
2007-08	26-11	485	41-119	.345	24-74	.324	15-27	.556	79-3.0	23	28	9	26	121-4.7
Totals	26-11	485	41-119	.345	24-74	.324	15-27	.556	79-3.0	23	28	9	26	121-4.7



15 RILEY BENOCK 15

6-4 • 180 • Fr. • G
BATTLETOWN, KY (MEADE COUNTY HS)

Rookie combo guard from Meade County High School in Brandenburg, Ky. - the same school which produced current MSU head coach Rick Stansbury... Averaging 1.9 points and 0.7 rebounds per game as a first-year backcourt back-up, including 1.8 points per SEC outing (7-12 treys)... Hitting a team-leading 42.4 percent from three-point range (14-33 treys) on the year, with all but four of his 37 overall shot attempts and all but one of his 15 made field goals having come from beyond the three-point arc... Has been credited with 22 assists on the season with six multi-assist outings... Saw a total of 50 minutes of court action in the three games Ben Hansbrough sat out because of mononucleosis, but has only seen 27 combined total minutes in the seven games since Ben's return to the lineup... Did not see action at Florida for his second DNP of the year... Most recently handed out a pair of assists and blocked a shot in home win over Auburn... Has gone scoreless (with only three total trey attempts) in each of the last eight outings since enjoying his career game to date in Jan. 26 home win over Ole Miss... Set season highs in points (12), FGs made (4) and attempted (5), 3-pointers made (4) and attempted (5), and minutes played (21) in the win over Ole Miss... Hit his lone three-point attempt and had an assist at Alabama... Drilled a 3-pointer and hit 3-of-4 free throws (also 1 reb & 1 ast) during six-point outing vs. Georgia... Hit a 3-pointer at LSU... Standout non-SEC outing of his rookie campaign was a 10-point (3-3 treys), four-assist effort (1 TO) vs. UT Martin... Totalled three points, three assists (0 TOs) and a steal at Texas A&M-Corpus Christi... Hit a trey and collected two rebounds at Loyola Marymount... Totalled three points, a season-high four boards as well as an assist and a steal vs. Southeastern Louisiana.

RILEY BENOCK'S GAME-BY-GAME STATS (2007-08)


Opponent	FG	3FG	FT	Reb	PF	Pts	Ast	TO	BS	Stl	Min
LA. TECH	1-3	1-3	0-0	1	1	3	0	0	0	0	11
CLEMSON	0-3	0-3	0-0	0	0	0	0	0	0	1	5
UT MARTIN	3-3	3-3	1-2	2	0	10	4	1	0	0	15
UC Irvine	0-0	0-0	0-0	1	1	0	1	0	0	0	6
Southern Illinois	Did Not Play										
Miami (OH)	0-0	0-0	0-0	1	1	0	0	0	0	0	4
MURRAY ST.	1-3	0-1	0-0	2	0	2	1	0	0	0	9
SE LOUISIANA	1-4	1-3	0-0	4	0	3	1	0	0	1	14
MIAMI (FL)	0-0	0-0	0-0	1	0	0	0	0	0	0	7
@South Alabama	0-2	0-2	0-0	0	1	0	0	1	0	0	8
@Loyola M'mount	1-2	1-2	0-0	2	1	3	0	2	0	0	11
@TAMU-CC	1-1	1-1	0-0	0	3	3	3	0	0	1	13
MISSOURI	0-1	0-1	1-2	0	0	1	0	0	0	0	3
Lafayette	0-3	0-2	0-0	0	0	0	2	0	1	1	9
@LSU	1-1	1-1	0-0	0	0	3	0	1	0	0	8
GEORGIA	1-2	1-2	3-4	1	0	6	1	2	0	0	10
KENTUCKY	0-0	0-0	0-0	1	1	0	0	1	1	0	11
@Alabama	1-1	1-1	0-0	0	0	3	1	1	0	0	4
MISSISSIPPI	4-5	4-5	0-0	1	0	12	1	1	0	0	21
@Arkansas	0-2	0-2	0-0	0	3	0	2	1	1	0	14
TENNESSEE	0-0	0-0	0-0	1	1	0	2	4	0	0	15
ALABAMA	0-0	0-0	0-0	0	1	0	0	0	0	0	3
@Auburn	0-1	0-1	0-0	0	0	0	0	0	0	0	4
ARKANSAS	0-0	0-0	0-0	0	0	0	0	1	0	0	4
@Mississippi	0-0	0-0	0-0	0	0	0	1	0	0	0	3
@South Carolina	0-0	0-0	0-0	0	1	0	0	0	0	0	7
AUBURN	0-0	0-0	0-0	0	0	0	2	0	1	0	6
@Florida	Did Not Play										
@Vanderbilt	Did Not Play										
LSU	Did Not Play										

SEASON HIGH	RILEY BENOCK	CAREER HIGH
12 vs Mississippi (1-26-08)	Pts	same
4 vs Southeastern Louisiana (12-8-07)	Rebs	same
4 vs UT Martin (11-17-07)	Asts	same
1, 4x (last: vs Auburn 2-27-08)	Blks	same
1, 4x (last: vs Lafayette 1-5-08)	Stls	same
4 vs Mississippi (1-26-08)	FGM	same
5 vs Mississippi (1-26-08)	FGA	same
4 vs Mississippi (1-26-08)	3FGM	same
5 vs Mississippi (1-26-08)	3FGA	same
3 vs Georgia (1-12-08)	FTM	same
4 vs Georgia (1-12-08)	FTA	same
21 vs Mississippi (1-26-08)	Mins	same

Season/Career 5-Point Games:	3 - 3	Season/Career Double-Doubles:	0 - 0
Season/Career 10-Point Games:	2 - 2	Season/Career Team's Top Scorer:	0 - 0
Season/Career 5-Rebound Games:	0 - 0	Season/Career Team's Top Rebounder:	0 - 0
Season/Career 3-Assist Games:	2 - 2	Season/Career Team's Top Assist Man:	1 - 1

RILEY BENOCK'S CAREER STATISTICS

Season	G-GS	Min	FGs	Pct	3FGs	Pct	FTs	Pct	Rebs	Ast	TO	Blk	Stl	Points
2007-08	26-0	225	15-37	.405	14-33	.424	5-8	.625	18-0.7	22	16	4	4	49-1.9
Totals	26-0	225	15-37	.405	14-33	.424	5-8	.625	18-0.7	22	16	4	4	49-1.9



2 RAVERN JOHNSON 2

6-7 • 175 • FR. • G/F
LYON, MS (COAHOMA COUNTY HS)

Freshman swingman from the Mississippi high school ranks... Long, athletic performer gives the Bulldogs versatility on the perimeter... Averaging 2.7 points (26-58 FGs for 45% & 6-22 treys for 27%) and 1.1 rebounds per game in 23 back-up appearances (6.7 mins/gm) as a true freshman... Averaging 2.5 points (38% FGs & 23% treys) and 1.2 rebounds (7.1 mins/gm) in SEC play... Came back from DNP in home win over Auburn to score five points (2-3 FGs & 1-1 FTs) and hand out two assists (also 1 off. reb) in 10 minutes at Florida (his most pts and most mins since Feb. 2 vs. Tennessee)... Did not score (0-2 FGs) but had one assist and one steal at South Carolina (6 mins)... Also went scoreless (0-2 FGs) but had season-high four rebounds at Ole Miss (7 mins)... Had two points and two rebounds in home win over Arkansas (8 mins)... Scored four points (2-3 FGs) at Auburn (5 mins)... Tallied five points (2-5 FGs & 1-1 FTs) and had one offensive board vs. Tennessee (10 mins)... Also scored five points at Arkansas (12 mins) on 2-of-4 FGs (1-2 treys) and had one offensive board... Hit a 3-pointer in home win over Ole Miss (4 mins)... Made 2-of-4 free throws with an offensive rebound and an assist at Alabama (2 mins)... Had six points (3-4 FGs) and three rebounds in SEC debut (12 mins) at LSU... Scored a season-high 11 points (5-6 FGs), along with three rebounds and a block, in season-most 14 minutes vs. Lafayette College... Hit 2-of-3 FGs for four points vs. Missouri (7 mins)... Nailed both three-point attempts, collected a pair of rebounds and had an assist at Texas A&M-Corpus Christi (8 mins)... Totalled six points (3-5 FGs), season-high three rebounds, two assists and a block at Loyola Marymount (11 mins)... Had totalled just three points (1-8 FGs & 0-2 treys), one rebound and one assist in 23 total minutes of action in six prior outings combined before the Dec. 19 contest at LMU.

RAVERN JOHNSON'S GAME-BY-GAME STATS (2007-08)


Opponent	FG	3FG	FT	Reb	PF	Pts	Ast	TO	BS	Stl	Min
LA. TECH	0-2	0-0	0-0	1	1	0	0	0	0	0	4
CLEMSON				Did Not Play							
UT MARTIN	1-3	0-0	0-0	0	0	2	0	0	0	0	6
UC Irvine	0-1	0-0	0-0	0	0	0	0	0	0	0	1
Southern Illinois				Did Not Play							
Miami (OH)				Did Not Play							
MURRAY ST.	0-0	0-0	0-0	0	0	0	0	1	0	0	5
SE LOUISIANA	0-1	0-1	1-2	0	0	1	1	1	0	1	6
MIAMI (FL)				Did Not Play							
@South Alabama	0-1	0-1	0-0	0	0	0	0	0	0	0	1
@Loyola M'mount	3-5	0-2	0-1	3	1	6	2	0	1	0	11
@TAMU-CC	2-2	2-2	0-0	2	0	6	1	0	0	0	8
MISSOURI	2-3	0-1	0-0	0	0	4	0	2	0	0	7
Lafayette	5-6	1-2	0-0	3	2	11	0	1	1	0	14
@LSU	3-4	0-1	0-0	3	0	6	0	1	0	0	12
GEORGIA	0-2	0-1	0-0	1	0	0	0	0	0	0	6
KENTUCKY	0-3	0-2	0-0	1	0	0	0	0	1	0	6
@Alabama	0-0	0-0	2-4	1	0	2	1	0	0	0	2
MISSISSIPPI	1-2	1-1	0-0	0	0	3	0	0	0	0	4
@Arkansas	2-4	1-2	0-0	1	1	5	0	0	0	0	12
TENNESSEE	2-5	0-1	1-1	1	1	5	0	0	0	0	10
ALABAMA	0-1	0-0	0-0	1	0	0	0	1	0	0	4
@Auburn	2-3	0-1	0-0	0	0	4	0	1	0	0	5
ARKANSAS	1-3	0-1	0-0	2	1	2	0	1	0	0	8
@Mississippi	0-2	0-1	0-2	4	0	0	0	1	0	0	7
@South Carolina	0-2	0-1	0-0	0	0	0	1	0	0	1	6
AUBURN				Did Not Play							
@Florida	2-3	1-1	0-0	1	2	5	2	0	0	0	10
@Vanderbilt											
LSU											

SEASON HIGH	RAVERN JOHNSON	CAREER HIGH
11 vs Lafayette (1-5-08)	Pts	same
4 at Mississippi (2-20-08)	Rebs	same
2, 2x (last: at Florida 3-1-08)	Asts	same
1, 3x (last: vs Kentucky 1-15-08)	Blks	same
1, 2x (last: at South Carolina 2-23-08)	Stls	same
5 vs Lafayette (1-5-08)	FGM	same
6 vs Lafayette (1-5-08)	FGA	same
2 at A&M-Corpus Christi (12-21-07)	3FGM	same
2, 5x (last: at Arkansas 1-30-08)	3FGA	same
2 at Alabama (1-19-08)	FTM	same
4 at Alabama (1-19-08)	FTA	same
14 vs Lafayette (1-5-08)	Mins	same

Season/Career 5-Point Games:	7 - 7	Season/Career Double-Doubles:	0 - 0
Season/Career 10-Point Games:	1 - 1	Season/Career Team's Top Scorer:	0 - 0
Season/Career 5-Rebound Games:	0 - 0	Season/Career Team's Top Rebounder:	0 - 0
Season/Career 3-Assist Games:	0 - 0	Season/Career Team's Top Assist Man:	0 - 0

RAVERN JOHNSON'S CAREER STATISTICS

Season	G-GS	Min	FGs	Pct	3FGs	Pct	FTs	Pct	Rebs	Ast	TO	Blk	Stl	Points
2007-08	23-0	155	26-58	.448	6-22	.273	4-10	.400	25-1.1	8	10	3	2	62-2.7
Totals	23-0	155	26-58	.448	6-22	.273	4-10	.400	25-1.1	8	10	3	2	62-2.7



45 ELGIN BAILEY 45

6-8 • 265 • FR. • F/C
NEW ORLEANS, LA (BELAIRE HS)

Frontcourt rookie from the talent-laden Louisiana high school ranks... Skilled, left-handed post player who has steadily improved throughout the season... Averaging 2.0 points and 1.8 rebounds per game in 25 appearances (6.8 mins/gm) as a true freshman, including 2.3 ppg (10-18 FGs & 10-20 FTs) and 1.5 rpg (7.0 mins/gm) in SEC play... 19 of his 44 total rebounds for the season are offensive boards... Hitting 47% from the field (17-36 FGs) but only 39% from the line (15-39 FTs) on the year... Most recently played but three minutes apiece (his fewest since Jan. 15 vs. Kentucky) in wins at Florida and at home vs. Auburn... Had a point and a rebound at South Carolina (8 mins)... Had three points and an offensive board at Ole Miss (8 mins)... Matched his season high with eight points on 4-of-5 FGs, along with three offensive rebounds, in home win over Arkansas (11 mins)... Had four points (1-1 FGs & 2-2 FTs) and two boards (8 mins) in home win over Alabama... Totalled three points (1-2 FGs), four rebounds and two blocks (6 mins) vs. Tennessee... Tallied a season-high eight points on 2-of-2 FGs & 4-of-7 FTs, along with adding three boards and two blocks, in home win over Ole Miss (11 mins)... Grabbed four rebounds and had a steal at Alabama (13 mins)... Hit his lone shot attempt, grabbed an offensive board and blocked a shot in his SEC debut (6 mins) at LSU vs. his homestate Tigers... Tallied five points (1-5 FGs but 3-4 FTs) and matched his season best with five rebounds (3 off.) at Texas A&M-Corpus Christi (7 mins)... Also pulled down five boards (9 mins) at Loyola Marymount the game prior... Played a season-most 14 minutes vs. Southeastern Louisiana, totalling two points, four rebounds (3 off.), an assist and a steal... Had three points, three boards, a block and a steal vs. Murray State (8 mins)... Totalled four points (2-2 FGs), two rebounds and a steal vs. UT Martin (8 mins).

ELGIN BAILEY'S GAME-BY-GAME STATS (2007-08)

Opponent	FG	3FG	FT	Reb	PF	Pts	Ast	TO	BS	Stl	Min
LA. TECH	1-3	0-0	0-2	1	0	2	0	0	0	0	8
CLEMSON	1-2	0-0	0-0	1	2	2	0	0	0	0	3
UT MARTIN	2-2	0-0	0-0	2	1	4	0	2	0	1	8
UC Irvine	0-0	0-0	0-2	0	0	0	0	0	0	0	4
Southern Illinois	0-0	0-0	0-0	1	2	0	0	1	0	0	6
Miami (OH)				Did Not Play							
MURRAY ST.	1-2	0-0	1-3	3	1	3	0	2	1	1	8
SE LOUISIANA	1-2	0-0	0-2	4	0	2	1	1	0	1	14
MIAMI (FL)				Did Not Play							
@South Alabama	0-0	0-0	0-0	0	1	0	0	0	0	0	2
@Loyola M'mount	0-0	0-0	1-4	5	2	1	0	1	0	0	9
@TAMU-CC	1-5	0-0	3-4	5	3	5	0	1	1	0	7
MISSOURI	0-0	0-0	0-0	0	1	0	0	0	0	0	4
Lafayette	0-2	0-0	0-2	2	1	0	0	1	0	0	5
@LSU	1-1	0-0	0-2	1	1	2	0	3	1	0	6
GEORGIA				Did Not Play							
KENTUCKY	0-1	0-0	1-2	1	2	1	0	0	0	0	3
@Alabama	0-0	0-0	0-0	4	3	0	0	0	0	1	13
MISSISSIPPI	2-2	0-0	4-7	3	1	8	0	0	2	0	11
@Arkansas	0-1	0-0	0-0	0	3	0	0	2	0	0	7
TENNESSEE	1-2	0-0	1-3	4	3	3	0	0	2	0	6
ALABAMA	1-1	0-0	2-2	2	2	4	0	1	0	0	8
@Auburn	0-1	0-0	0-0	0	1	0	0	0	0	0	4
ARKANSAS	4-5	0-0	0-0	3	1	8	0	0	0	0	11
@Mississippi	1-3	0-0	1-2	1	3	3	0	0	0	0	8
@South Carolina	0-1	0-0	1-2	1	0	1	0	0	0	0	8
AUBURN	0-0	0-0	0-0	0	0	0	0	0	0	0	3
@Florida	0-0	0-0	0-0	0	2	0	0	0	0	0	3
@Vanderbilt											
LSU											

SEASON HIGH	ELGIN BAILEY	CAREER HIGH
8, 2x (last: vs Arkansas 2-16-08)	Pts	same
5, 2x (last: at TAMUCC 12-21-07)	Rebs	same
1 vs Southeastern Louisiana (12-8-07)	Asts	same
2, 2x (last: vs Tennessee 2-2-08)	Blks	same
1, 4x (last: at Alabama 1-19-08)	Stls	same
4 vs Arkansas (2-16-08)	FGM	same
5, 2x (last: vs Arkansas 2-16-08)	FGA	same
--	3FGM	same
--	3FGA	same
4 vs Mississippi (1-26-08)	FTM	same
7 vs Mississippi (1-26-08)	FTA	same
14 vs Southeastern Louisiana (12-8-07)	Mins	same

Season/Career 5-Point Games:	3 - 3	Season/Career Double-Doubles:	0 - 0
Season/Career 10-Point Games:	0 - 0	Season/Career Team's Top Scorer:	0 - 0
Season/Career 5-Rebound Games:	2 - 2	Season/Career Team's Top Rebounder:	0 - 0
Season/Career 3-Block Games:	0 - 0	Season/Career Team's Top Shot-Blocker:	0 - 0

ELGIN BAILEY'S CAREER STATISTICS

Season	G-GS	Min	FGs	Pct	3FGs	Pct	FTs	Pct	Rebs	Ast	TO	Blk	Stl	Points
2007-08	25-0	169	17-36	.472	0-0	.000	15-39	.385	44-1.8	1	15	7	4	49-2.0
Totals	25-0	169	17-36	.472	0-0	.000	15-39	.385	44-1.8	1	15	7	4	49-2.0



24 KODI AUGUSTUS 24

6-8 • 220 • FR. • F
BATON ROUGE, LA (MAINE CENTRAL INST.)

First-year combo forward from Baton Rouge, La., by way of Maine Central Institute... Owns excellent three-point shooting touch as well as having the ability to post up smaller defenders in the post... Averaging 1.5 points (5-13 FGs; 2-7 treys & 4-7 FTs) and 1.1 rebounds per game in 11 brief appearances (4.7 mins/gm) on the year... Has seen but two total minutes of playing time in two of the team's 14 SEC outings to date... Has not seen game action in the last nine contests... Most recently blocked a shot (his third of the year) in one-minute stint vs. Ole Miss (Jan. 26)... Connected on 1-of-2 field-goal attempts against his hometown LSU Tigers in his SEC debut (1 min) at Baton Rouge for his first two points since Dec. 19 at Loyola Marymount... High point of his rookie campaign thus far was the Dec. 8 Southeastern Louisiana contest in which he set season highs for points (8), field goals made (3) and attempted (5), 3-pointers made (2), rebounds (6) and minutes played (11)... Had totalled just three points (0-3 FGs & 0-2 treys), three rebounds and 21 minutes played over his four previous outings combined prior to the SLU contest... Subsequently hit a field goal in his only attempt and made 1-of-2 free throws, as well as collecting his first two assists and first steal of the campaign, in 10-minute stint at Loyola Marymount... Also had blocks vs. Lafayette (2 mins) and UT Martin (7 mins)... Hit 3-of-5 charity tosses and grabbed a rebound vs. Murray State (4 mins)... Collected a pair of rebounds in his collegiate debut vs. Louisiana Tech (9 mins)... Rated as the nation's No. 20 post-graduate player by *Scout.com* a year ago at Maine Central Institute in Pittsfield, Maine... Spent the 2005-06 campaign playing for Willowridge High School in Houston, Texas... Previously attended Baton Rouge's Tara High School... Cousin of WNBA standout and former LSU All-American Seimone Augustus.

KODI AUGUSTUS' GAME-BY-GAME STATS (2007-08)

Opponent	FG	3FG	FT	Reb	PF	Pts	Ast	TO	BS	Stl	Min
LA. TECH	0-2	0-2	0-0	2	1	0	0	0	0	0	9
CLEMSON				Did Not Play							
UT MARTIN	0-1	0-0	0-0	0	2	0	0	3	1	0	7
UC Irvine	0-0	0-0	0-0	0	0	0	0	0	0	0	1
Southern Illinois				Did Not Play							
Miami (OH)				Did Not Play							
MURRAY ST.	0-0	0-0	3-5	1	1	3	0	1	0	0	4
SE LOUISIANA	3-5	2-2	0-0	6	1	8	0	2	0	0	11
MIAMI (FL)				Did Not Play							
@South Alabama				Did Not Play							
@Loyola M'mount	1-1	0-0	1-2	2	3	3	2	0	0	1	10
@TAMU-CC	0-1	0-1	0-0	0	0	0	0	0	0	0	4
MISSOURI	0-0	0-0	0-0	0	0	0	0	0	0	0	2
Lafayette	0-1	0-1	0-0	1	0	0	0	1	1	0	2
@LSU	1-2	0-1	0-0	0	0	2	0	0	0	0	1
GEORGIA				Did Not Play							
KENTUCKY				Did Not Play							
@Alabama				Did Not Play							
MISSISSIPPI	0-0	0-0	0-0	0	0	0	0	0	1	0	1
@Arkansas				Did Not Play							
TENNESSEE				Did Not Play							
ALABAMA				Did Not Play							
@Auburn				Did Not Play							
ARKANSAS				Did Not Play							
@Mississippi				Did Not Play							
@South Carolina				Did Not Play							
AUBURN				Did Not Play							
@Florida				Did Not Play							
@Vanderbilt											
LSU											

SEASON HIGH	KODI AUGUSTUS	CAREER HIGH
8 vs Southeastern Louisiana (12-8-07)	Pts	same
6 vs Southeastern Louisiana (12-8-07)	Rebs	same
2 at Loyola Marymount (12-19-07)	Asts	same
1, 3x (last: vs Mississippi 1-26-08)	Blks	same
1 at Loyola Marymount (12-19-07)	Stls	same
3 vs Southeastern Louisiana (12-8-07)	FGM	same
5 vs Southeastern Louisiana (12-8-07)	FGA	same
2 vs Southeastern Louisiana (12-8-07)	3FGM	same
2, 2x (last: vs Southeastern La. 12-8-07)	3FGA	same
3 vs Murray State (12-1-07)	FTM	same
5 vs Murray State (12-1-07)	FTA	same
11 vs Southeastern Louisiana (12-8-07)	Mins	same

Season/Career 5-Point Games:	1 - 1	Season/Career Double-Doubles:	0 - 0
Season/Career 10-Point Games:	0 - 0	Season/Career Team's Top Scorer:	0 - 0
Season/Career 5-Rebound Games:	1 - 1	Season/Career Team's Top Rebounder:	0 - 0
Season/Career 3-Assist Games:	0 - 0	Season/Career Team's Top Assist Man:	0 - 0

KODI AUGUSTUS' CAREER STATISTICS

Season	G-GS	Min	FGs	Pct	3FGs	Pct	FTs	Pct	Rebs	Ast	TO	Blk	Stl	Points
2007-08	11-0	52	5-13	.385	2-7	.286	4-7	.571	12-11	2	7	3	1	16-15
Totals	11-0	52	5-13	.385	2-7	.286	4-7	.571	12-11	2	7	3	1	16-15



3 BILLY BEGLEY 3

6-1 • 190 • SR. • G
HENDERSON, KY (NOTRE DAME PREP)

BILLY BEGLEY'S GAME-BY-GAME STATS (2007-08)

Opponent	FG	3FG	FT	Reb	PF	Pts	Ast	TO	BS	Stl	Min
LA. TECH	0-1	0-0	0-0	0	0	0	0	0	0	0	1
CLEMSON				Did Not Play							
UT MARTIN	0-0	0-0	0-0	1	1	0	0	0	0	0	2
UC Irvine				Did Not Play							
Southern Illinois				Did Not Play							
Miami (OH)				Did Not Play							
MURRAY ST.	0-0	0-0	0-0	0	0	0	0	1	0	0	1
SE LOUISIANA	0-0	0-0	0-0	0	0	0	0	0	0	0	1
MIAMI (FL)				Did Not Play							
@South Alabama				Did Not Play							
@Loyola M'mount				Did Not Play							
@TAMU-CC				Did Not Play							
MISSOURI				Did Not Play							
Lafayette	0-0	0-0	0-0	0	0	0	0	0	0	0	2
@LSU	0-0	0-0	0-0	0	0	0	0	0	0	0	1
GEORGIA				Did Not Play							
KENTUCKY	0-0	0-0	0-0	0	0	0	0	0	0	0	1
@Alabama				Did Not Play							
MISSISSIPPI	0-1	0-1	0-0	0	0	0	0	0	0	0	1
@Arkansas				Did Not Play							
TENNESSEE				Did Not Play							
ALABAMA				Did Not Play							
@Auburn	0-1	0-1	0-0	0	0	0	0	0	0	0	2
ARKANSAS				Did Not Play							
@Mississippi				Did Not Play							
@South Carolina				Did Not Play							
AUBURN	0-0	0-0	0-0	0	0	0	0	0	0	0	1
@Florida				Did Not Play							
@Vanderbilt											
LSU											

SEASON HIGH	BILLY BEGLEY	CAREER HIGH
--	Pts	5 vs Jacksonville State (12-22-04)
1 vs UT Martin (11-17-07)	Rebs	2 vs McNeese State (12-1-03)
--	Asts	1, 3x (last: vs Alabama 3-4-07)
--	Blks	--
--	Stls	--
--	FGM	1, 5x (last: vs South Alabama 12-9-06)
1, 3x (last: at Auburn 2-9-08)	FGA	3, 2x (last: vs. Miss. Valley St. 3-13-07)
--	3FGM	1, 2x (last: vs Jacksonville St. 12-22-04)
1, 2x (last: at Auburn 2-9-08)	3FGA	3 vs McNeese State (12-16-06)
--	FTM	2 vs Jacksonville State (12-22-04)
--	FTA	2, 2x (last: vs Jacksonville St. 12-22-04)
2, 3x (last: at Auburn 2-9-08)	Mins	3, 3x (last: vs. Miss. Valley St. 3-13-07)

Season/Career 5-Point Games:	0 - 1	Season/Career Double-Doubles:	0 - 0
Season/Career 10-Point Games:	0 - 0	Season/Career Team's Top Scorer:	0 - 0
Season/Career 5-Rebound Games:	0 - 0	Season/Career Team's Top Rebounder:	0 - 0
Season/Career 3-Assist Games:	0 - 0	Season/Career Team's Top Assist Man:	0 - 0

BILLY BEGLEY'S CAREER STATISTICS

Season	G-GS	Min	FGs	Pct	3FGs	Pct	FTs	Pct	Rebs	Ast	TO	Blk	Stl	Points
2003-04	5-0	6	1-2	.500	0-1	.000	0-2	.000	3-0.6	0	2	0	0	2-0.4
2004-05	12-0	18	3-5	.600	2-3	.667	2-2	1.000	2-0.2	1	0	0	0	10-0.8
2006-07	12-0	21	1-14	.071	0-11	.000	0-0	.000	1-0.1	2	2	0	0	2-0.2
2007-08	10-0	13	0-3	.000	0-2	.000	0-0	.000	1-0.1	0	1	0	0	0-0.0
Totals	39-0	56	5-24	.208	2-17	.118	2-4	.500	7-0.2	3	5	0	0	14-0.4



33 BRANDON BOLEN 33
6-3 • 195 • FR. • G
MADISON, MS (MADISON-RIDGELAND AC.)



14 ROD BRYANT 14
6-1 • 165 • FR. • G
BIRMINGHAM, AL (G.W. CARVER HS)

BRANDON BOLEN'S GAME-BY-GAME STATS (2007-08)

Opponent	FG	3FG	FT	Reb	PF	Pts	Ast	TO	BS	Stl	Min
LA. TECH	0-0	0-0	0-0	1	0	0	0	0	0	0	1
CLEMSON				Did Not Play							
UT MARTIN	0-0	0-0	0-0	0	1	0	0	1	0	0	1
UC Irvine				Did Not Play							
Southern Illinois				Did Not Play							
Miami (OH)				Did Not Play							
MURRAY ST.	0-1	0-0	0-0	0	0	0	0	0	0	0	1
SE LOUISIANA	0-0	0-0	0-0	0	0	0	0	1	0	0	1
MIAMI (FL)				Did Not Play							
@South Alabama				Did Not Play							
@Loyola M'mount	0-0	0-0	0-0	0	0	0	0	0	0	0	1
@TAMU-CC	0-0	0-0	1-2	1	0	1	0	0	0	0	2
MISSOURI				Did Not Play							
Lafayette	0-1	0-1	0-0	0	0	0	0	1	0	0	3
@LSU	0-0	0-0	0-0	2	0	0	0	0	0	0	1
GEORGIA				Did Not Play							
KENTUCKY				Did Not Play							
@Alabama				Did Not Play							
MISSISSIPPI	0-0	0-0	0-0	0	0	0	0	0	0	0	1
@Arkansas				Did Not Play							
TENNESSEE				Did Not Play							
ALABAMA				Did Not Play							
@Auburn				Did Not Play							
ARKANSAS				Did Not Play							
@Mississippi				Did Not Play							
@South Carolina				Did Not Play							
AUBURN				Did Not Play							
@Florida				Did Not Play							
@Vanderbilt											
LSU											

ROD BRYANT'S GAME-BY-GAME STATS (2007-08)

Opponent	FG	3FG	FT	Reb	PF	Pts	Ast	TO	BS	Stl	Min
LA. TECH	0-0	0-0	0-0	0	0	0	0	0	0	0	1
CLEMSON				Did Not Play							
UT MARTIN	1-1	0-0	0-1	1	0	2	0	1	0	0	1
UC Irvine				Did Not Play							
Southern Illinois				Did Not Play							
Miami (OH)				Did Not Play							
MURRAY ST.	0-0	0-0	0-0	0	0	0	0	0	0	0	1
SE LOUISIANA	1-1	0-0	0-0	0	0	2	0	0	0	0	1
MIAMI (FL)				Did Not Play							
@South Alabama				Did Not Play							
@Loyola M'mount				Did Not Play							
@TAMU-CC				Did Not Play							
MISSOURI				Did Not Play							
Lafayette				Did Not Play							
@LSU				Did Not Play							
GEORGIA				Did Not Play							
KENTUCKY				Did Not Play							
@Alabama				Did Not Play							
MISSISSIPPI	0-1	0-0	0-0	0	0	0	0	0	0	0	1
@Arkansas				Did Not Play							
TENNESSEE				Did Not Play							
ALABAMA				Did Not Play							
@Auburn				Did Not Play							
ARKANSAS				Did Not Play							
@Mississippi				Did Not Play							
@South Carolina				Did Not Play							
AUBURN				Did Not Play							
@Florida				Did Not Play							
@Vanderbilt											
LSU											

SEASON HIGH	BRANDON BOLEN	CAREER HIGH
1 at A&M-Corpus Christi (12-21-07)	Pts	same
2 at LSU (1-9-08)	Rebs	same
--	Asts	same
--	Blks	same
--	Stls	same
--	FGM	same
1, 2x (last: vs Lafayette 1-5-08)	FGA	same
--	3FGM	same
1 vs Lafayette (1-5-08)	3FGA	same
1 at A&M-Corpus Christi (12-21-07)	FTM	same
2 at A&M-Corpus Christi (12-21-07)	FTA	same
3 vs Lafayette (1-5-08)	Mins	same

SEASON HIGH	ROD BRYANT	CAREER HIGH
2, 2x (last: vs Southeastern La. 12-8-07)	Pts	same
1 vs UT Martin (11-17-07)	Rebs	same
--	Asts	same
--	Blks	same
--	Stls	same
1, 2x (last: vs Southeastern La. 12-8-07)	FGM	same
1, 3x (last: vs Mississippi 1-26-08)	FGA	same
--	3FGM	same
--	3FGA	same
--	FTM	same
1 vs UT Martin (11-17-07)	FTA	same
1, 5x (last: vs Mississippi 1-26-08)	Mins	same

Season/Career 5-Point Games:	0 - 0	Season/Career Double-Doubles:	0 - 0
Season/Career 10-Point Games:	0 - 0	Season/Career Team's Top Scorer:	0 - 0
Season/Career 5-Rebound Games:	0 - 0	Season/Career Team's Top Rebounder:	0 - 0
Season/Career 3-Assist Games:	0 - 0	Season/Career Team's Top Assist Man:	0 - 0

Season/Career 5-Point Games:	0 - 0	Season/Career Double-Doubles:	0 - 0
Season/Career 10-Point Games:	0 - 0	Season/Career Team's Top Scorer:	0 - 0
Season/Career 5-Rebound Games:	0 - 0	Season/Career Team's Top Rebounder:	0 - 0
Season/Career 3-Assist Games:	0 - 0	Season/Career Team's Top Assist Man:	0 - 0

BRANDON BOLEN'S CAREER STATISTICS

Season	G-GS	Min	FGs	Pct	3FGs	Pct	FTs	Pct	Rebs	Ast	TO	Blk	Stl	Points
2007-08	9-0	12	0-2	.000	0-1	.000	1-2	.500	4-0.4	0	3	0	0	1-0.1
Totals	9-0	12	0-2	.000	0-1	.000	1-2	.500	4-0.4	0	3	0	0	1-0.1

ROD BRYANT'S CAREER STATISTICS

Season	G-GS	Min	FGs	Pct	3FGs	Pct	FTs	Pct	Rebs	Ast	TO	Blk	Stl	Points
2007-08	5-0	5	2-3	.667	0-0	.000	0-1	.000	1-0.2	0	1	0	0	4-0.8
Totals	5-0	5	2-3	.667	0-0	.000	0-1	.000	1-0.2	0	1	0	0	4-0.8



10 JOSEPH IUPE 10
6-1 • 160 • So. • G
MADISON, MS (MADISON CENTRAL HS)

JOSEPH IUPE'S GAME-BY-GAME STATS (2007-08)

Opponent	FG	3FG	FT	Reb	PF	Pts	Ast	TO	BS	Stl	Min
LA. TECH	0-0	0-0	0-0	0	0	0	0	0	0	0	1
CLEMSON				Did Not Play							
UT MARTIN	0-0	0-0	0-0	0	0	0	0	0	0	0	1
UC Irvine				Did Not Play							
Southern Illinois				Did Not Play							
Miami (OH)				Did Not Play							
MURRAY ST.	0-0	0-0	0-0	0	0	0	0	0	0	0	1
SE LOUISIANA	0-0	0-0	0-0	1	0	0	0	0	0	0	1
MIAMI (FL)				Did Not Play							
@South Alabama				Did Not Play							
@Loyola M'mount	0-0	0-0	0-0	0	0	0	0	0	0	0	1
@TAMU-CC	0-0	0-0	0-0	0	0	0	0	0	0	0	1
MISSOURI				Did Not Play							
Lafayette	0-0	0-0	0-0	1	0	0	0	1	0	0	2
@LSU	0-0	0-0	0-0	1	0	0	0	0	0	0	1
GEORGIA				Did Not Play							
KENTUCKY				Did Not Play							
@Alabama				Did Not Play							
MISSISSIPPI	0-0	0-0	0-0	1	0	0	0	1	0	0	1
@Arkansas				Did Not Play							
TENNESSEE				Did Not Play							
ALABAMA				Did Not Play							
@Auburn				Did Not Play							
ARKANSAS				Did Not Play							
@Mississippi				Did Not Play							
@South Carolina				Did Not Play							
AUBURN				Did Not Play							
@Florida				Did Not Play							
@Vanderbilt				Did Not Play							
LSU				Did Not Play							

SEASON HIGH	JOSEPH IUPE	CAREER HIGH
--	Pts	2, 2x (last: vs Bradley 3-17-07)
1, 4x (last: vs Mississippi 1-26-08)	Rebs	1, 7x (last: vs Mississippi 1-26-08)
--	Asts	2 vs Nicholls (11-11-06)
--	Blks	--
--	Stls	--
--	FGM	1, 2x (last: vs Bradley 3-17-07)
--	FGA	2 vs TAMUCC (12-2-06)
--	3FGM	--
--	3FGA	1, 4x (last: vs Vanderbilt 2-21-07)
--	FTM	1 vs Loyola Marymount (11-13-06)
--	FTA	2, 2x (last: vs New Orleans 12-21-06)
2 vs Lafayette (1-5-08)	Mins	2, 5x (last: vs Lafayette 1-5-08)

Season/Career 5-Point Games:	0 - 0	Season/Career Double-Doubles:	0 - 0
Season/Career 10-Point Games:	0 - 0	Season/Career Team's Top Scorer:	0 - 0
Season/Career 5-Rebound Games:	0 - 0	Season/Career Team's Top Rebounder:	0 - 0
Season/Career 3-Assist Games:	0 - 0	Season/Career Team's Top Assist Man:	0 - 0

JOSEPH IUPE'S CAREER STATISTICS

Season	G-GS	Min	FGs	Pct	3FGs	Pct	FTs	Pct	Rebs	Ast	TO	Blk	Stl	Points
2006-07	15-0	19	2-7	.286	0-4	.000	1-4	.250	3-0.2	2	2	0	0	5-0.3
2007-08	9-0	10	0-0	.000	0-0	.000	0-0	.000	4-0.4	0	2	0	0	0-0.0
Totals	24-0	29	2-7	.286	0-4	.000	1-4	.250	7-0.3	2	4	0	0	5-0.2

SCORE BY PERIODS:	1st	2nd	OT	Total	# - Anaheim Classic (Anaheim, Calif.)
-----	---	---	---	---	+ - Coors Classic (Mobile, Ala.)
Mississippi State.....	970	1060	11	- 2041	^ - at Jackson, Miss. (Mississippi Coliseum)
Opponents.....	829	955	6	- 1790	* - Southeastern Conference Game

Mississippi State Men's Basketball
Mississippi State Combined Team Statistics (as of Mar 01, 2008)
Conference games

RECORD:	OVERALL	HOME	AWAY	NEUTRAL
ALL GAMES.....	(11-3)	(6-1)	(5-2)	(0-0)
CONFERENCE.....	(11-3)	(6-1)	(5-2)	(0-0)
NON-CONFERENCE.....	(0-0)	(0-0)	(0-0)	(0-0)

##	Player	GP-GS	Min--Avg	---TOTAL---		---3-PTS---		---REBOUNDS---							PF	FO	A	TO	Blk	Stl	Pts	Avg
				FG-FGA	Pct	3FG-FGA	Pct	FT-FTA	Pct	Off	Def	Tot	Avg									
23	Rhodes, Charles....	13-12	415 31.9	85-150	.567	2-3	.667	45-65	.692	35	62	97	7.5	24	0	13	28	17	5	217	16.7	
44	Gordon, Jamont....	14-14	492 35.1	74-175	.423	31-88	.352	54-80	.675	13	70	83	5.9	40	1	70	59	10	17	233	16.6	
22	Stewart, Barry....	14-14	505 36.1	54-139	.388	24-75	.320	32-48	.667	17	47	64	4.6	37	1	31	35	1	16	164	11.7	
11	Hansbrough, Ben....	10-8	342 34.2	34-76	.447	22-55	.400	18-22	.818	8	32	40	4.0	24	1	25	19	0	8	108	10.8	
32	Varnado, Jarvis....	14-14	411 29.4	48-71	.676	0-0	.000	22-46	.478	27	89	116	8.3	38	1	8	17	70	10	118	8.4	
25	Turner, Phil.....	12-8	251 20.9	16-53	.302	12-37	.324	2-5	.400	5	33	38	3.2	20	0	9	15	5	8	46	3.8	
02	Johnson, Ravern....	13-0	92 7.1	13-34	.382	3-13	.231	3-7	.429	7	9	16	1.2	5	0	4	5	1	1	32	2.5	
45	Bailey, Elgin.....	13-0	91 7.0	10-18	.556	0-0	.000	10-20	.500	8	12	20	1.5	22	0	0	6	5	1	30	2.3	
15	Benock, Riley.....	13-0	110 8.5	7-12	.583	7-12	.583	3-4	.750	1	3	4	0.3	7	0	10	12	3	0	24	1.8	
21	Johnson, Brian....	14-0	103 7.4	6-10	.600	0-0	.000	4-4	1.000	10	13	23	1.6	11	0	5	14	3	5	16	1.1	
24	Augustus, Kodi.....	2-0	2 1.0	1-2	.500	0-1	.000	0-0	.000	0	0	0	0.0	0	0	0	0	1	0	2	1.0	
03	Begley, Billy.....	5-0	6 1.2	0-2	.000	0-2	.000	0-0	.000	0	0	0	0.0	0	0	0	0	0	0	0	0.0	
14	Bryant, Rod.....	1-0	1 1.0	0-1	.000	0-0	.000	0-0	.000	0	0	0	0.0	0	0	0	0	0	0	0	0.0	
33	Bolen, Brandon....	2-0	2 1.0	0-0	.000	0-0	.000	0-0	.000	0	2	2	1.0	0	0	0	0	0	0	0	0.0	
10	Iupe, Joseph.....	2-0	2 1.0	0-0	.000	0-0	.000	0-0	.000	0	2	2	1.0	0	0	0	1	0	0	0	0.0	
TEAM.....										24	24	48	3.4	0			1					

Total.....	14	2825	348-743	.468	101-286	.353	193-301	.641	155	398	553	39.5	228	4	175	212	116	71	990	70.7
Opponents.....	14	2825	325-898	.362	93-314	.296	158-232	.681	211	297	508	36.3	253	-	152	150	55	95	901	64.4

TEAM STATISTICS	MS	OPP	DATE	OPPONENT	W/L	SCORE	ATTEND
SCORING.....	990	901	*01-09-08	at LSU	W	61-39	7843
Points per game.....	70.7	64.4	*01-12-08	GEORGIA	W	60-49	8713
Scoring margin.....	+6.4	-	*01-15-08	KENTUCKY	W	69-64	9862
FIELD GOALS-ATT.....	348-743	325-898	*01-19-08	at Alabama	W	66-56	11290
Field goal pct.....	.468	.362	*01-26-08	MISSISSIPPI	W	88-68	10421
3 POINT FG-ATT.....	101-286	93-314	*01-30-08	at Arkansas	L	58-78	17927
3-point FG pct.....	.353	.296	*02-02-08	TENNESSEE	L	71-76	10150
3-pt FG made per game.	7.2	6.6	*02-06-08	ALABAMA	W	73-66	9730
FREE THROWS-ATT.....	193-301	158-232	*02-09-08	at Auburn	W	83-64	7489
Free throw pct.....	.641	.681	*02-16-08	ARKANSAS	W	80-74	10096
REBOUNDS.....	553	508	*02-20-08	at Mississippi	L	63-74	9167
Rebounds per game.....	39.5	36.3	*02-23-08	at South Carolina	W OT	61-56	15093
Rebounding margin.....	+3.2	-	*02-27-08	AUBURN	W	89-78	9416
ASSISTS.....	175	152	*03-01-08	at Florida	W	68-59	12127
Assists per game.....	12.5	10.9					
TURNOVERS.....	212	150	# - Anaheim Classic (Anaheim, Calif.)				
Turnovers per game....	15.1	10.7	+ - Coors Classic (Mobile, Ala.)				
Turnover margin.....	-4.4	-	^ - at Jackson, Miss. (Mississippi Coliseum)				
Assist/turnover ratio.	0.8	1.0	* - Southeastern Conference Game				
STEALS.....	71	95					
Steals per game.....	5.1	6.8					
BLOCKS.....	116	55					
Blocks per game.....	8.3	3.9					
WINNING STREAK.....	3	-					
Home win streak.....	3	-					
ATTENDANCE.....	68388	80936					
Home games-Avg/Game...	7-9770	7-11562					
Neutral site-Avg/Game.	-	0-0					

SCORE BY PERIODS:	1st	2nd	OT	Total
Mississippi State.....	465	514	11	- 990
Opponents.....	418	477	6	- 901

Mississippi State Men's Basketball
Mississippi State Combined Team Statistics (as of Mar 01, 2008)
SEC Wins

RECORD:	OVERALL	HOME	AWAY	NEUTRAL
ALL GAMES.....	(11-0)	(6-0)	(5-0)	(0-0)
CONFERENCE.....	(11-0)	(6-0)	(5-0)	(0-0)
NON-CONFERENCE.....	(0-0)	(0-0)	(0-0)	(0-0)

##	Player	GP-GS	Min--Avg	---TOTAL---		---3-PTS---		---REBOUNDS---							PF	FO	A	TO	Blk	Stl	Pts	Avg
				FG-FGA	Pct	3FG-FGA	Pct	FT-FTA	Pct	Off	Def	Tot	Avg									
23	Rhodes, Charles....	10-9	306 30.6	72-119	.605	2-3	.667	32-48	.667	26	41	67	6.7	18	0	10	16	9	5	178	17.8	
44	Gordon, Jamont.....	11-11	382 34.7	56-130	.431	20-59	.339	40-57	.702	13	57	70	6.4	29	1	60	45	10	14	172	15.6	
22	Stewart, Barry.....	11-11	404 36.7	40-110	.364	18-59	.305	27-39	.692	13	40	53	4.8	25	0	27	31	1	12	125	11.4	
11	Hansbrough, Ben....	9-7	305 33.9	31-68	.456	20-50	.400	18-22	.818	7	28	35	3.9	24	1	24	17	0	8	100	11.1	
32	Varnado, Jarvis....	11-11	325 29.5	43-61	.705	0-0	.000	20-40	.500	20	80	100	9.1	31	1	8	12	58	8	106	9.6	
25	Turner, Phil.....	10-6	200 20.0	13-42	.310	10-30	.333	2-4	.500	4	28	32	3.2	15	0	8	11	4	7	38	3.8	
45	Bailey, Elgin.....	10-0	70 7.0	8-12	.667	0-0	.000	8-15	.533	6	9	15	1.5	13	0	0	4	3	1	24	2.4	
15	Benock, Riley.....	10-0	78 7.8	7-10	.700	7-10	.700	3-4	.750	0	3	3	0.3	3	0	5	7	2	0	24	2.4	
02	Johnson, Ravern....	10-0	63 6.3	9-23	.391	2-9	.222	2-4	.500	3	7	10	1.0	3	0	4	4	1	1	22	2.2	
24	Augustus, Kodi.....	2-0	2 1.0	1-2	.500	0-1	.000	0-0	.000	0	0	0	0.0	0	0	0	0	1	0	2	1.0	
21	Johnson, Brian....	11-0	79 7.2	3-7	.429	0-0	.000	1-1	1.000	7	10	17	1.5	8	0	5	10	3	3	7	0.6	
14	Bryant, Rod.....	1-0	1 1.0	0-1	.000	0-0	.000	0-0	.000	0	0	0	0.0	0	0	0	0	0	0	0	0.0	
03	Begley, Billy.....	5-0	6 1.2	0-2	.000	0-2	.000	0-0	.000	0	0	0	0.0	0	0	0	0	0	0	0	0.0	
33	Bolen, Brandon....	2-0	2 1.0	0-0	.000	0-0	.000	0-0	.000	0	2	2	1.0	0	0	0	0	0	0	0	0.0	
10	Iupe, Joseph.....	2-0	2 1.0	0-0	.000	0-0	.000	0-0	.000	0	2	2	1.0	0	0	0	1	0	0	0	0.0	
TEAM.....										19	20	39	3.5	0			1					
<hr/>																						
Total.....		11	2225	283-587	.482	79-223	.354	153-234	.654	118	327	445	40.5	169	3	151	159	92	59	798	72.5	
Opponents.....		11	2225	248-708	.350	65-244	.266	112-171	.655	158	226	384	34.9	193	-	113	113	43	77	673	61.2	

TEAM STATISTICS	MS	OPP	DATE	OPPONENT	W/L	SCORE	ATTEND
<hr/>							<hr/>
SCORING.....	798	673	*01-09-08	at LSU	W	61-39	7843
Points per game.....	72.5	61.2	*01-12-08	GEORGIA	W	60-49	8713
Scoring margin.....	+11.4	-	*01-15-08	KENTUCKY	W	69-64	9862
FIELD GOALS-ATT.....	283-587	248-708	*01-19-08	at Alabama	W	66-56	11290
Field goal pct.....	.482	.350	*01-26-08	MISSISSIPPI	W	88-68	10421
3 POINT FG-ATT.....	79-223	65-244	*02-06-08	ALABAMA	W	73-66	9730
3-point FG pct.....	.354	.266	*02-09-08	at Auburn	W	83-64	7489
3-pt FG made per game.	7.2	5.9	*02-16-08	ARKANSAS	W	80-74	10096
FREE THROWS-ATT.....	153-234	112-171	*02-23-08	at South Carolina	W OT	61-56	15093
Free throw pct.....	.654	.655	*02-27-08	AUBURN	W	89-78	9416
REBOUNDS.....	445	384	*03-01-08	at Florida	W	68-59	12127
Rebounds per game.....	40.5	34.9					
Rebounding margin.....	+5.5	-		# - Anaheim Classic (Anaheim, Calif.)			
ASSISTS.....	151	113		+ - Coors Classic (Mobile, Ala.)			
Assists per game.....	13.7	10.3		^ - at Jackson, Miss. (Mississippi Coliseum)			
TURNOVERS.....	159	113		* - Southeastern Conference Game			
Turnovers per game....	14.5	10.3					
Turnover margin.....	-4.2	-					
Assist/turnover ratio.	0.9	1.0					
STEALS.....	59	77					
Steals per game.....	5.4	7.0					
BLOCKS.....	92	43					
Blocks per game.....	8.4	3.9					
WINNING STREAK.....	11	-					
Home win streak.....	6	-					
ATTENDANCE.....	58238	53842					
Home games-Avg/Game...	6-9706	5-10768					
Neutral site-Avg/Game.	-	0-0					

SCORE BY PERIODS:	1st	2nd	OT	Total
<hr/>				
Mississippi State.....	380	407	11	- 798
Opponents.....	304	363	6	- 673

Mississippi State Men's Basketball
Mississippi State Combined Team Statistics (as of Feb 27, 2008)
SEC Losses

RECORD:	OVERALL	HOME	AWAY	NEUTRAL
ALL GAMES.....	(0-3)	(0-1)	(0-2)	(0-0)
CONFERENCE.....	(0-3)	(0-1)	(0-2)	(0-0)
NON-CONFERENCE.....	(0-0)	(0-0)	(0-0)	(0-0)

##	Player	GP-GS	Min--Avg	---TOTAL---		---3-PTS---		----REBOUNDS----							PF	FO	A	TO	Blk	Stl	Pts	Avg
				FG-FGA	Pct	3FG-FGA	Pct	FT-FTA	Pct	Off	Def	Tot	Avg									
44	Gordon, Jamont.....	3-3	110 36.7	18-45	.400	11-29	.379	14-23	.609	0	13	13	4.3	11	0	10	14	0	3	61	20.3	
23	Rhodes, Charles....	3-3	109 36.3	13-31	.419	0-0	.000	13-17	.765	9	21	30	10.0	6	0	3	12	8	0	39	13.0	
22	Stewart, Barry....	3-3	101 33.7	14-29	.483	6-16	.375	5-9	.556	4	7	11	3.7	12	1	4	4	0	4	39	13.0	
11	Hansbrough, Ben....	1-1	37 37.0	3-8	.375	2-5	.400	0-0	.000	1	4	5	5.0	0	0	1	2	0	0	8	8.0	
32	Varnado, Jarvis....	3-3	86 28.7	5-10	.500	0-0	.000	2-6	.333	7	9	16	5.3	7	0	0	5	12	2	12	4.0	
25	Turner, Phil.....	2-2	51 25.5	3-11	.273	2-7	.286	0-1	.000	1	5	6	3.0	5	0	1	4	1	1	8	4.0	
02	Johnson, Ravern....	3-0	29 9.7	4-11	.364	1-4	.250	1-3	.333	4	2	6	2.0	2	0	0	1	0	0	10	3.3	
21	Johnson, Brian....	3-0	24 8.0	3-3	1.000	0-0	.000	3-3	1.000	3	3	6	2.0	3	0	0	4	0	2	9	3.0	
45	Bailey, Elgin.....	3-0	21 7.0	2-6	.333	0-0	.000	2-5	.400	2	3	5	1.7	9	0	0	2	2	0	6	2.0	
15	Benock, Riley.....	3-0	32 10.7	0-2	.000	0-2	.000	0-0	.000	1	0	1	0.3	4	0	5	5	1	0	0	0.0	
TEAM.....										5	4	9	3.0	0			0					

Total.....	3	600	65-156	.417	22-63	.349	40-67	.597	37	71	108	36.0	59	1	24	53	24	12	192	64.0
Opponents.....	3	600	77-190	.405	28-70	.400	46-61	.754	53	71	124	41.3	60	-	39	37	12	18	228	76.0

TEAM STATISTICS	MS	OPP	DATE	OPPONENT	W/L	SCORE	ATTEND
SCORING.....	192	228	*01-30-08	at Arkansas	L	58-78	17927
Points per game.....	64.0	76.0	*02-02-08	TENNESSEE	L	71-76	10150
Scoring margin.....	-12.0	-	*02-20-08	at Mississippi	L	63-74	9167
FIELD GOALS-ATT.....	65-156	77-190	# - Anaheim Classic (Anaheim, Calif.)				
Field goal pct.....	.417	.405	+ - Coors Classic (Mobile, Ala.)				
3 POINT FG-ATT.....	22-63	28-70	^ - at Jackson, Miss. (Mississippi Coliseum)				
3-point FG pct.....	.349	.400	* - Southeastern Conference Game				
3-pt FG made per game.	7.3	9.3					
FREE THROWS-ATT.....	40-67	46-61					
Free throw pct.....	.597	.754					
REBOUNDS.....	108	124					
Rebounds per game.....	36.0	41.3					
Rebounding margin.....	-5.3	-					
ASSISTS.....	24	39					
Assists per game.....	8.0	13.0					
TURNOVERS.....	53	37					
Turnovers per game....	17.7	12.3					
Turnover margin.....	-5.3	-					
Assist/turnover ratio.	0.5	1.1					
STEALS.....	12	18					
Steals per game.....	4.0	6.0					
BLOCKS.....	24	12					
Blocks per game.....	8.0	4.0					
WINNING STREAK.....	0	-					
Home win streak.....	0	-					
ATTENDANCE.....	10150	27094					
Home games-Avg/Game...	1-10150	2-13547					
Neutral site-Avg/Game.	-	0-0					

SCORE BY PERIODS:	1st	2nd	Total
Mississippi State.....	85	107	- 192
Opponents.....	114	114	- 228

Mississippi State Men's Basketball
Mississippi State Combined Team Statistics (as of Feb 27, 2008)
SEC Home

RECORD:	OVERALL	HOME	AWAY	NEUTRAL
ALL GAMES.....	(6-1)	(6-1)	(0-0)	(0-0)
CONFERENCE.....	(6-1)	(6-1)	(0-0)	(0-0)
NON-CONFERENCE.....	(0-0)	(0-0)	(0-0)	(0-0)

## Player	GP-GS	Min--Avg	---TOTAL---		---3-PTS---		FT-FTA	Pct	---REBOUNDS---				PF	FO	A	TO	Blk	Stl	Pts	Avg
			FG-FGA	Pct	3FG-FGA	Pct			Off	Def	Tot	Avg								
23 Rhodes, Charles....	7-6	199 28.4	52-80	.650	2-2	1.000	26-38	.684	12	29	41	5.9	12	0	6	14	12	3	132	18.9
44 Gordon, Jamont....	7-7	242 34.6	36-83	.434	15-42	.357	28-42	.667	9	31	40	5.7	18	0	43	24	7	6	115	16.4
22 Stewart, Barry....	7-7	249 35.6	31-74	.419	15-40	.375	17-25	.680	10	24	34	4.9	18	0	18	20	1	8	94	13.4
32 Varnado, Jarvis....	7-7	212 30.3	26-35	.743	0-0	.000	16-29	.552	10	45	55	7.9	15	0	5	4	35	4	68	9.7
11 Hansbrough, Ben....	4-3	136 34.0	11-27	.407	6-17	.353	7-8	.875	2	9	11	2.8	11	1	10	6	0	2	35	8.8
45 Bailey, Elgin.....	6-0	42 7.0	8-11	.727	0-0	.000	8-14	.571	5	8	13	2.2	9	0	0	1	4	0	24	4.0
25 Turner, Phil.....	7-5	142 20.3	9-33	.273	7-23	.304	2-5	.400	4	23	27	3.9	10	0	3	7	3	3	27	3.9
15 Benock, Riley.....	7-0	70 10.0	5-7	.714	5-7	.714	3-4	.750	1	3	4	0.6	3	0	6	9	2	0	18	2.6
02 Johnson, Ravern....	6-0	38 6.3	4-16	.250	1-6	.167	1-1	1.000	1	5	6	1.0	2	0	0	2	1	0	10	1.7
21 Johnson, Brian....	7-0	63 9.0	3-6	.500	0-0	.000	1-1	1.000	7	6	13	1.9	7	0	5	6	2	3	7	1.0
03 Begley, Billy.....	3-0	3 1.0	0-1	.000	0-1	.000	0-0	.000	0	0	0	0.0	0	0	0	0	0	0	0	0.0
10 Iupe, Joseph.....	1-0	1 1.0	0-0	.000	0-0	.000	0-0	.000	0	1	1	1.0	0	0	0	1	0	0	0	0.0
14 Bryant, Rod.....	1-0	1 1.0	0-1	.000	0-0	.000	0-0	.000	0	0	0	0.0	0	0	0	0	0	0	0	0.0
24 Augustus, Kodi....	1-0	1 1.0	0-0	.000	0-0	.000	0-0	.000	0	0	0	0.0	0	0	0	0	1	0	0	0.0
33 Bolen, Brandon....	1-0	1 1.0	0-0	.000	0-0	.000	0-0	.000	0	0	0	0.0	0	0	0	0	0	0	0	0.0
TEAM.....									12	11	23	3.3	0			1				
<hr/>																				
Total.....	7	1400	185-374	.495	51-138	.370	109-167	.653	73	195	268	38.3	105	1	96	95	68	29	530	75.7
Opponents.....	7	1400	175-467	.375	53-155	.342	72-109	.661	112	146	258	36.9	135	-	71	68	29	47	475	67.9

TEAM STATISTICS	MS	OPP	DATE	OPPONENT	W/L	SCORE	ATTEND
<hr/>							-----
SCORING.....	530	475	*01-12-08	GEORGIA	W	60-49	8713
Points per game.....	75.7	67.9	*01-15-08	KENTUCKY	W	69-64	9862
Scoring margin.....	+7.9	-	*01-26-08	MISSISSIPPI	W	88-68	10421
FIELD GOALS-ATT.....	185-374	175-467	*02-02-08	TENNESSEE	L	71-76	10150
Field goal pct.....	.495	.375	*02-06-08	ALABAMA	W	73-66	9730
3 POINT FG-ATT.....	51-138	53-155	*02-16-08	ARKANSAS	W	80-74	10096
3-point FG pct.....	.370	.342	*02-27-08	AUBURN	W	89-78	9416
3-pt FG made per game.	7.3	7.6					
FREE THROWS-ATT.....	109-167	72-109	# - Anaheim Classic (Anaheim, Calif.)				
Free throw pct.....	.653	.661	+ - Coors Classic (Mobile, Ala.)				
REBOUNDS.....	268	258	^ - at Jackson, Miss. (Mississippi Coliseum)				
Rebounds per game.....	38.3	36.9	* - Southeastern Conference Game				
Rebounding margin.....	+1.4	-					
ASSISTS.....	96	71					
Assists per game.....	13.7	10.1					
TURNOVERS.....	95	68					
Turnovers per game....	13.6	9.7					
Turnover margin.....	-3.9	-					
Assist/turnover ratio.	1.0	1.0					
STEALS.....	29	47					
Steals per game.....	4.1	6.7					
BLOCKS.....	68	29					
Blocks per game.....	9.7	4.1					
WINNING STREAK.....	3	-					
Home win streak.....	3	-					
ATTENDANCE.....	68388	0					
Home games-Avg/Game...	7-9770	0-0					
Neutral site-Avg/Game.	-	0-0					

SCORE BY PERIODS:	1st	2nd	Total
<hr/>			
Mississippi State.....	246	284	- 530
Opponents.....	216	259	- 475

Mississippi State Men's Basketball
Mississippi State Combined Team Statistics (as of Mar 01, 2008)
SEC Road Games

RECORD:	OVERALL	HOME	AWAY	NEUTRAL
ALL GAMES.....	(5-2)	(0-0)	(5-2)	(0-0)
CONFERENCE.....	(5-2)	(0-0)	(5-2)	(0-0)
NON-CONFERENCE.....	(0-0)	(0-0)	(0-0)	(0-0)

##	Player	GP-GS	Min--Avg	---TOTAL---		---3-PTS---		---REBOUNDS---							PF	FO	A	TO	Blk	Stl	Pts	Avg
				FG-FGA	Pct	3FG-FGA	Pct	FT-FTA	Pct	Off	Def	Tot	Avg									
44	Gordon, Jamont.....	7-7	250 35.7	38-92	.413	16-46	.348	26-38	.684	4	39	43	6.1	22	1	27	35	3	11	118	16.9	
23	Rhodes, Charles....	6-6	216 36.0	33-70	.471	0-1	.000	19-27	.704	23	33	56	9.3	12	0	7	14	5	2	85	14.2	
11	Hansbrough, Ben....	6-5	206 34.3	23-49	.469	16-38	.421	11-14	.786	6	23	29	4.8	13	0	15	13	0	6	73	12.2	
22	Stewart, Barry.....	7-7	256 36.6	23-65	.354	9-35	.257	15-23	.652	7	23	30	4.3	19	1	13	15	0	8	70	10.0	
32	Varnado, Jarvis....	7-7	199 28.4	22-36	.611	0-0	.000	6-17	.353	17	44	61	8.7	23	1	3	13	35	6	50	7.1	
25	Turner, Phil.....	5-3	109 21.8	7-20	.350	5-14	.357	0-0	.000	1	10	11	2.2	10	0	6	8	2	5	19	3.8	
02	Johnson, Ravern....	7-0	54 7.7	9-18	.500	2-7	.286	2-6	.333	6	4	10	1.4	3	0	4	3	0	1	22	3.1	
24	Augustus, Kodi.....	1-0	1 1.0	1-2	.500	0-1	.000	0-0	.000	0	0	0	0.0	0	0	0	0	0	0	2	2.0	
21	Johnson, Brian....	7-0	40 5.7	3-4	.750	0-0	.000	3-3	1.000	3	7	10	1.4	4	0	0	8	1	2	9	1.3	
15	Benock, Riley.....	6-0	40 6.7	2-5	.400	2-5	.400	0-0	.000	0	0	0	0.0	4	0	4	3	1	0	6	1.0	
45	Bailey, Elgin.....	7-0	49 7.0	2-7	.286	0-0	.000	2-6	.333	3	4	7	1.0	13	0	0	5	1	1	6	0.9	
03	Begley, Billy.....	2-0	3 1.5	0-1	.000	0-1	.000	0-0	.000	0	0	0	0.0	0	0	0	0	0	0	0	0.0	
33	Bolen, Brandon....	1-0	1 1.0	0-0	.000	0-0	.000	0-0	.000	0	2	2	2.0	0	0	0	0	0	0	0	0.0	
10	Iupe, Joseph.....	1-0	1 1.0	0-0	.000	0-0	.000	0-0	.000	0	1	1	1.0	0	0	0	0	0	0	0	0.0	
TEAM.....										12	13	25	3.6	0			0					

Total.....	7	1425	163-369	.442	50-148	.338	84-134	.627	82	203	285	40.7	123	3	79	117	48	42	460	65.7
Opponents.....	7	1425	150-431	.348	40-159	.252	86-123	.699	99	151	250	35.7	118	-	81	82	26	48	426	60.9

TEAM STATISTICS	MS	OPP	DATE	OPPONENT	W/L	SCORE	ATTEND
-----							-----
SCORING.....	460	426	*01-09-08	at LSU	W	61-39	7843
Points per game.....	65.7	60.9	*01-19-08	at Alabama	W	66-56	11290
Scoring margin.....	+4.9	-	*01-30-08	at Arkansas	L	58-78	17927
FIELD GOALS-ATT.....	163-369	150-431	*02-09-08	at Auburn	W	83-64	7489
Field goal pct.....	.442	.348	*02-20-08	at Mississippi	L	63-74	9167
3 POINT FG-ATT.....	50-148	40-159	*02-23-08	at South Carolina	W OT	61-56	15093
3-point FG pct.....	.338	.252	*03-01-08	at Florida	W	68-59	12127
3-pt FG made per game.	7.1	5.7					
FREE THROWS-ATT.....	84-134	86-123	# - Anaheim Classic (Anaheim, Calif.)				
Free throw pct.....	.627	.699	+ - Coors Classic (Mobile, Ala.)				
REBOUNDS.....	285	250	^ - at Jackson, Miss. (Mississippi Coliseum)				
Rebounds per game....	40.7	35.7	* - Southeastern Conference Game				
Rebounding margin....	+5.0	-					
ASSISTS.....	79	81					
Assists per game.....	11.3	11.6					
TURNOVERS.....	117	82					
Turnovers per game....	16.7	11.7					
Turnover margin.....	-5.0	-					
Assist/turnover ratio.	0.7	1.0					
STEALS.....	42	48					
Steals per game.....	6.0	6.9					
BLOCKS.....	48	26					
Blocks per game.....	6.9	3.7					
WINNING STREAK.....	2	-					
Home win streak.....	0	-					
ATTENDANCE.....	0	80936					
Home games-Avg/Game...	0-0	7-11562					
Neutral site-Avg/Game.	-	0-0					

SCORE BY PERIODS:	1st	2nd	OT	Total

Mississippi State.....	219	230	11	- 460
Opponents.....	202	218	6	- 426

Mississippi State Men's Basketball
Mississippi State Team Game-by-Game (as of Mar 01, 2008)
All games

TEAM STATISTICS

Opponent	Date	Score	W/L	---TOTAL---		--3-PTRS--				----REBOUNDS----				PF	A	TO	Blk	Stl	Pts---Avg		
				FG-FGA	Pct	3FG-FGA	Pct	FT-FTA	Pct	Off	Def	Tot	Avg								
LOUISIANA TECH	11-10-07	75-45	W	27-71	.380	8-25	.320	13-20	.650	12	34	46	46.0	13	13	4	10	6	75	75.0	
CLEMSON	11-15-07	82-84	L	28-64	.438	7-24	.292	19-31	.613	21	30	51	48.5	28	10	19	10	5	82	78.5	
UT MARTIN	11-17-07	86-70	W	33-60	.550	10-22	.455	10-16	.625	12	38	50	49.0	14	21	25	9	6	86	81.0	
vs UC Irvine	11-22-07	68-53	W	24-55	.436	7-18	.389	13-20	.650	12	31	43	47.5	17	13	17	5	6	68	77.8	
vs Southern Illinois	11-23-07	49-63	L	18-42	.429	7-20	.350	6-9	.667	9	20	29	43.8	18	11	21	3	5	49	72.0	
vs Miami (OH)	11-25-07	60-67	L	24-54	.444	3-16	.188	9-13	.692	13	23	36	42.5	18	10	15	8	4	60	70.0	
MURRAY STATE	12-01-07	78-61	W	28-54	.519	4-15	.267	18-23	.783	14	22	36	41.6	10	13	14	7	11	78	71.1	
SOUTHEASTERN LOUISIAN	12-08-07	84-59	W	32-61	.525	7-18	.389	13-19	.684	13	26	39	41.2	15	10	21	6	11	84	72.8	
MIAMI (FL)	12-13-07	58-64	L	23-61	.377	6-24	.250	6-10	.600	9	31	40	41.1	14	10	10	12	4	58	71.1	
at South Alabama	12-15-07	67-71	L	23-61	.377	9-30	.300	12-24	.500	16	26	42	41.2	24	16	16	7	13	67	70.7	
at Loyola Marymount	12-19-07	85-54	W	34-58	.586	9-23	.391	8-26	.308	13	33	46	41.6	21	25	22	12	14	85	72.0	
at Texas A&M-Corpus C	12-21-07	95-70	W	32-63	.508	9-16	.563	22-32	.688	19	25	44	41.8	19	18	10	6	8	95	73.9	
MISSOURI	12-30-07	87-75	W	31-60	.517	5-21	.238	20-30	.667	16	27	43	41.9	19	18	14	7	5	87	74.9	
vs Lafayette	01-05-08	77-53	W	27-62	.435	9-27	.333	14-21	.667	14	34	48	42.4	14	15	17	10	8	77	75.1	
at LSU	01-09-08	61-39	W	24-50	.480	4-18	.222	9-17	.529	11	36	47	42.7	15	11	17	10	5	61	74.1	
GEORGIA	01-12-08	60-49	W	22-53	.415	4-20	.200	12-19	.632	7	34	41	42.6	17	10	16	16	6	60	73.2	
KENTUCKY	01-15-08	69-64	W	22-51	.431	8-22	.364	17-33	.515	14	26	40	42.4	13	13	13	15	2	69	73.0	
at Alabama	01-19-08	66-56	W	25-54	.463	12-26	.462	4-13	.308	13	21	34	41.9	20	13	12	3	7	66	72.6	
MISSISSIPPI	01-26-08	88-68	W	34-60	.567	7-19	.368	13-19	.684	11	29	40	41.8	13	15	11	8	4	88	73.4	
at Arkansas	01-30-08	58-78	L	20-49	.408	6-19	.316	12-17	.706	10	25	35	41.5	23	5	22	8	5	58	72.7	
TENNESSEE	02-02-08	71-76	L	22-47	.468	10-21	.476	17-29	.586	8	24	32	41.0	21	10	16	10	4	71	72.6	
ALABAMA	02-06-08	73-66	W	26-54	.481	6-20	.300	15-22	.682	7	34	41	41.0	12	16	13	6	4	73	72.6	
at Auburn	02-09-08	83-64	W	25-48	.521	10-23	.435	23-26	.885	12	34	46	41.3	16	14	24	9	6	83	73.0	
ARKANSAS	02-16-08	80-74	W	26-54	.481	5-13	.385	23-29	.793	16	22	38	41.1	17	10	14	6	7	80	73.3	
at Mississippi	02-20-08	63-74	L	23-60	.383	6-23	.261	11-21	.524	19	22	41	41.1	15	9	15	6	3	63	72.9	
at South Carolina	02-23-08	61-56	Wot	23-53	.434	5-18	.278	10-15	.667	10	32	42	41.2	19	14	19	5	7	61	72.5	
AUBURN	02-27-08	89-78	W	33-55	.600	11-23	.478	12-16	.750	10	26	36	41.0	12	22	12	7	2	89	73.1	
at Florida	03-01-08	68-59	W	23-55	.418	7-21	.333	15-25	.600	7	33	40	40.9	15	13	8	7	9	68	72.9	
Mississippi State		2041		732-1569	.467	201-585	.344	376-595	.632	348	798	1146	40.9	472	378	437	228	177	2041	72.9	
Opponents		1790		639-1740	.367	184-591	.311	328-483	.679	389	608	997	35.6	525	319	360	92	196	1790	63.9	

Games played: 28	Rebounds/game: 40.9
Points/game: 72.9	Assists/game: 13.5
FG Pct: 46.7	Turnovers/game: 15.6
3FG Pct: 34.4	Assist/turnover ratio: 0.9
FT Pct: 63.2	Steals/game: 6.3
	Blocks/game: 8.1

Mississippi State Men's Basketball
Mississippi State Opponent Game-by-Game (as of Mar 01, 2008)
All games

OPPONENT STATISTICS

Opponent	Date	Score	W/L	---TOTAL---		--3-PTRS--		----REBOUNDS----												Pts---Avg	
				FG-FGA	Pct	3FG-FGA	Pct	FT-FTA	Pct	Off	Def	Tot	Avg	PF	A	TO	Blk	Stl			
LOUISIANA TECH	11-10-07	75-45	W	17-62	.274	6-20	.300	5-10	.500	15	37	52	52.0	18	7	22	3	3	45	45.0	
CLEMSON	11-15-07	82-84	L	24-70	.343	8-21	.381	28-38	.737	21	21	42	47.0	22	14	13	3	9	84	64.5	
UT MARTIN	11-17-07	86-70	W	25-78	.321	11-36	.306	9-14	.643	19	19	38	44.0	21	11	14	1	9	70	66.3	
vs UC Irvine	11-22-07	68-53	W	19-54	.352	3-17	.176	12-18	.667	9	22	31	40.8	21	11	13	1	7	53	63.0	
vs Southern Illinois	11-23-07	49-63	L	20-45	.444	6-17	.353	17-18	.944	6	18	24	37.4	17	15	12	2	9	63	63.0	
vs Miami (OH)	11-25-07	60-67	L	24-52	.462	5-12	.417	14-23	.609	9	20	29	36.0	15	18	7	1	5	67	63.7	
MURRAY STATE	12-01-07	78-61	W	27-62	.435	4-15	.267	3-4	.750	13	16	29	35.0	18	9	15	4	9	61	63.3	
SOUTHEASTERN LOUISIAN	12-08-07	84-59	W	23-54	.426	1-11	.091	12-15	.800	6	18	24	33.6	17	7	22	2	11	59	62.8	
MIAMI (FL)	12-13-07	58-64	L	23-66	.348	8-20	.400	10-12	.833	13	30	43	34.7	12	8	9	6	3	64	62.9	
at South Alabama	12-15-07	67-71	L	26-53	.491	10-17	.588	9-21	.429	10	29	39	35.1	20	17	18	1	8	71	63.7	
at Loyola Marymount	12-19-07	85-54	W	19-57	.333	3-15	.200	13-20	.650	10	22	32	34.8	23	13	23	0	13	54	62.8	
at Texas A&M-Corpus C	12-21-07	95-70	W	21-55	.382	11-24	.458	17-22	.773	13	16	29	34.3	22	10	14	6	0	70	63.4	
MISSOURI	12-30-07	87-75	W	27-62	.435	9-27	.333	12-21	.571	13	20	33	34.2	29	19	12	3	6	75	64.3	
vs Lafayette	01-05-08	77-53	W	19-72	.264	6-25	.240	9-15	.600	21	23	44	34.9	17	8	16	4	9	53	63.5	
at LSU	01-09-08	61-39	W	14-66	.212	2-17	.118	9-13	.692	17	19	36	35.0	14	4	9	4	6	39	61.9	
GEORGIA	01-12-08	60-49	W	16-65	.246	3-17	.176	14-22	.636	16	28	44	35.6	21	6	14	1	11	49	61.1	
KENTUCKY	01-15-08	69-64	W	23-60	.383	7-20	.350	11-12	.917	11	22	33	35.4	20	12	10	5	7	64	61.2	
at Alabama	01-19-08	66-56	W	20-44	.455	2-14	.143	14-24	.583	9	20	29	35.1	14	16	17	7	7	56	60.9	
MISSISSIPPI	01-26-08	88-68	W	28-76	.368	4-17	.235	8-12	.667	21	18	39	35.3	17	8	6	5	6	68	61.3	
at Arkansas	01-30-08	58-78	L	22-61	.361	9-24	.375	25-30	.833	17	24	41	35.5	17	11	12	4	7	78	62.2	
TENNESSEE	02-02-08	71-76	L	26-63	.413	12-28	.429	12-18	.667	18	24	42	35.9	26	12	13	3	3	76	62.8	
ALABAMA	02-06-08	73-66	W	25-69	.362	7-21	.333	9-17	.529	13	25	38	36.0	17	12	7	6	6	66	63.0	
at Auburn	02-09-08	83-64	W	23-68	.338	6-25	.240	12-15	.800	14	13	27	35.6	22	12	11	2	13	64	63.0	
ARKANSAS	02-16-08	80-74	W	29-63	.460	8-20	.400	8-15	.533	17	16	33	35.5	23	7	14	7	8	74	63.5	
at Mississippi	02-20-08	63-74	L	29-66	.439	7-18	.389	9-13	.692	18	23	41	35.7	17	16	12	5	8	74	63.9	
at South Carolina	02-23-08	61-56	Wot	20-65	.308	7-36	.194	9-17	.529	16	20	36	35.7	16	7	11	1	6	56	63.6	
AUBURN	02-27-08	89-78	W	28-71	.394	12-32	.375	10-13	.769	16	13	29	35.4	11	14	4	2	6	78	64.1	
at Florida	03-01-08	68-59	W	22-61	.361	7-25	.280	8-11	.727	8	32	40	35.6	18	15	10	3	1	59	63.9	
<hr/>																					
Opponents		1790		639-1740	.367	184-591	.311	328-483	.679	389	608	997	35.6	525	319	360	92	196	1790	63.9	
Mississippi State		2041		732-1569	.467	201-585	.344	376-595	.632	348	798	1146	40.9	472	378	437	228	177	2041	72.9	

Games played: 28
Points/game: 63.9
FG Pct: 36.7
3FG Pct: 31.1
FT Pct: 67.9

Rebounds/game: 35.6
Assists/game: 11.4
Turnovers/game: 12.9
Assist/turnover ratio: 0.9
Steals/game: 7.0
Blocks/game: 3.3

Mississippi State Men's Basketball
Mississippi State Team Game-by-Game Comparison (as of Mar 01, 2008)
All games

Opponent	1st	2nd	Score	Mar	Total FG	FG Pct	3-Pointers	3FG Pct	Free Throws	FT Pct	Rebounds	Assist	TOver	Block	Steal	Fouls	
-----	--/--	--/--	---/---	---	-----/-----	-----/-----	-----/-----	-----/-----	-----/-----	-----/-----	-----/-----	-----/-----	-----/-----	---/---	--/--	--/--	--/--
LOUISIANA TECH.....	30/14	45/31	75-45	+30	27-71/17-62	.380/.274	8-25/ 6-20	.320/.300	13-20/ 5-10	.650/.500	46/52 (6)	13/7	4/22	10/3	6/3	13/18	
CLEMSON.....	32/39	50/45	82-84	(2)	28-64/24-70	.438/.343	7-24/ 8-21	.292/.381	19-31/28-38	.613/.737	51/42 +9	10/14	19/13	10/3	5/9	28/22	
UT MARTIN.....	41/30	45/40	86-70	+16	33-60/25-78	.550/.321	10-22/11-36	.455/.306	10-16/ 9-14	.625/.643	50/38 +12	21/11	25/14	9/1	6/9	14/21	
UC Irvine.....	41/34	27/19	68-53	+15	24-55/19-54	.436/.352	7-18/ 3-17	.389/.176	13-20/12-18	.650/.667	43/31 +12	13/11	17/13	5/1	6/7	17/21	
Southern Illinois.....	28/32	21/31	49-63	(14)	18-42/20-45	.429/.444	7-20/ 6-17	.350/.353	6-9 /17-18	.667/.944	29/24 +5	11/15	21/12	3/2	5/9	18/17	
Miami (OH).....	24/29	36/38	60-67	(7)	24-54/24-52	.444/.462	3-16/ 5-12	.188/.417	9-13/14-23	.692/.609	36/29 +7	10/18	15/7	8/1	4/5	18/15	
MURRAY STATE.....	39/24	39/37	78-61	+17	28-54/27-62	.519/.435	4-15/ 4-15	.267/.267	18-23/ 3-4	.783/.750	36/29 +7	13/9	14/15	7/4	11/9	10/18	
SOUTHEASTERN LOUISIANA.....	41/27	43/32	84-59	+25	32-61/23-54	.525/.426	7-18/ 1-11	.389/.091	13-19/12-15	.684/.800	39/24 +15	10/7	21/22	6/2	11/11	15/17	
MIAMI (FL).....	28/27	30/37	58-64	(6)	23-61/23-66	.377/.348	6-24/ 8-20	.250/.400	6-10/10-12	.600/.833	40/43 (3)	10/8	10/9	12/6	4/3	14/12	
South Alabama.....	32/30	35/41	67-71	(4)	23-61/26-53	.377/.491	9-30/10-17	.300/.588	12-24/ 9-21	.500/.429	42/39 +3	16/17	16/18	7/1	13/8	24/20	
Loyola Marymount.....	40/22	45/32	85-54	+31	34-58/19-57	.586/.333	9-23/ 3-15	.391/.200	8-26/13-20	.308/.650	46/32 +14	25/13	22/23	12/0	14/13	21/23	
Texas A&M-Corpus Christi.....	51/40	44/30	95-70	+25	32-63/21-55	.508/.382	9-16/11-24	.563/.458	22-32/17-22	.688/.773	44/29 +15	18/10	10/14	6/6	8/0	19/22	
MISSOURI.....	41/38	46/37	87-75	+12	31-60/27-62	.517/.435	5-21/ 9-27	.238/.333	20-30/12-21	.667/.571	43/33 +10	18/19	14/12	7/3	5/6	19/29	
Lafayette.....	37/25	40/28	77-53	+24	27-62/19-72	.435/.264	9-27/ 6-25	.333/.240	14-21/ 9-15	.667/.600	48/44 +4	15/8	17/16	10/4	8/9	14/17	
LSU.....	25/19	36/20	61-39	+22	24-50/14-66	.480/.212	4-18/ 2-17	.222/.118	9-17/ 9-13	.529/.692	47/36 +11	11/4	17/9	10/4	5/6	15/14	
GEORGIA.....	27/24	33/25	60-49	+11	22-53/16-65	.415/.246	4-20/ 3-17	.200/.176	12-19/14-22	.632/.636	41/44 (3)	10/6	16/14	16/1	6/11	17/21	
KENTUCKY.....	32/27	37/37	69-64	+5	22-51/23-60	.431/.383	8-22/ 7-20	.364/.350	17-33/11-12	.515/.917	40/33 +7	13/12	13/10	15/5	2/7	13/20	
Alabama.....	33/28	33/28	66-56	+10	25-54/20-44	.463/.455	12-26/ 2-14	.462/.143	4-13/14-24	.308/.583	34/29 +5	13/16	12/17	3/7	7/7	20/14	
MISSISSIPPI.....	38/31	50/37	88-68	+20	34-60/28-76	.567/.368	7-19/ 4-17	.368/.235	13-19/ 8-12	.684/.667	40/39 +1	15/8	11/6	8/5	4/6	13/17	
Arkansas.....	28/43	30/35	58-78	(20)	20-49/22-61	.408/.361	6-19/ 9-24	.316/.375	12-17/25-30	.706/.833	35/41 (6)	5/11	22/12	8/4	5/7	23/17	
TENNESSEE.....	27/36	44/40	71-76	(5)	22-47/26-63	.468/.413	10-21/12-28	.476/.429	17-29/12-18	.586/.667	32/42 (10)	10/12	16/13	10/3	4/3	21/26	
ALABAMA.....	33/29	40/37	73-66	+7	26-54/25-69	.481/.362	6-20/ 7-21	.300/.333	15-22/ 9-17	.682/.529	41/38 +3	16/12	13/7	6/6	4/6	12/17	
Auburn.....	44/29	39/35	83-64	+19	25-48/23-68	.521/.338	10-23/ 6-25	.435/.240	23-26/12-15	.885/.800	46/27 +19	14/12	24/11	9/2	6/13	16/22	
ARKANSAS.....	47/34	33/40	80-74	+6	26-54/29-63	.481/.460	5-13/ 8-20	.385/.400	23-29/ 8-15	.793/.533	38/33 +5	10/7	14/14	6/7	7/8	17/23	
Mississippi.....	30/35	33/39	63-74	(11)	23-60/29-66	.383/.439	6-23/ 7-18	.261/.389	11-21/ 9-13	.524/.692	41/41 -	9/16	15/12	6/5	3/8	15/17	
South Carolina.....	20/21	30/29	61-56	+5	23-53/20-65	.434/.308	5-18/ 7-36	.278/.194	10-15/ 9-17	.667/.529	42/36 +6	14/7	19/11	5/1	7/6	19/16	
AUBURN.....	42/35	47/43	89-78	+11	33-55/28-71	.600/.394	11-23/12-32	.478/.375	12-16/10-13	.750/.769	36/29 +7	22/14	12/4	7/2	2/6	12/11	
Florida.....	39/27	29/32	68-59	+9	23-55/22-61	.418/.361	7-21/ 7-25	.333/.280	15-25/ 8-11	.600/.727	40/40 -	13/15	8/10	7/3	9/1	15/18	

Note: Game totals are displayed in the format TEAM/OPPONENT for each category

Mississippi State Men's Basketball
Mississippi State Team High/Low Analysis (as of Mar 01, 2008)
All games

Mississippi State - TEAM GAME HIGHS

POINTS.....	95	at Texas A&M-Corpus Christi (12-21-07)
	89	AUBURN (02-27-08)
	88	MISSISSIPPI (01-26-08)
	87	MISSOURI (12-30-07)
	86	UT MARTIN (11-17-07)
FIELD GOALS MADE.....	34	MISSISSIPPI (01-26-08)
	34	at Loyola Marymount (12-19-07)
FIELD GOAL ATTEMPTS.....	71	LOUISIANA TECH (11-10-07)
	64	CLEMSON (11-15-07)
FIELD GOAL PERCENTAGE.....	.600 (33-55)	AUBURN (02-27-08)
	.586 (34-58)	at Loyola Marymount (12-19-07)
3 PT FIELD GOALS MADE.....	12	at Alabama (01-19-08)
	11	AUBURN (02-27-08)
3 PT FG ATTEMPTS.....	30	at South Alabama (12-15-07)
	27	vs Lafayette (01-05-08)
3 PT FG PERCENTAGE.....	.563 (9-16)	at Texas A&M-Corpus Christi (12-21-07)
	.478 (11-23)	AUBURN (02-27-08)
FREE THROWS MADE.....	23	ARKANSAS (02-16-08)
	23	at Auburn (02-09-08)
FREE THROW ATTEMPTS.....	33	KENTUCKY (01-15-08)
	32	at Texas A&M-Corpus Christi (12-21-07)
FREE THROW PERCENTAGE.....	.885 (23-26)	at Auburn (02-09-08)
	.793 (23-29)	ARKANSAS (02-16-08)
REBOUNDS.....	51	CLEMSON (11-15-07)
	50	UT MARTIN (11-17-07)
ASSISTS.....	25	at Loyola Marymount (12-19-07)
	22	AUBURN (02-27-08)
STEALS.....	14	at Loyola Marymount (12-19-07)
	13	at South Alabama (12-15-07)
BLOCKED SHOTS.....	16	GEORGIA (01-12-08)
	15	KENTUCKY (01-15-08)
TURNOVERS.....	25	UT MARTIN (11-17-07)
	24	at Auburn (02-09-08)
FOULS.....	28	CLEMSON (11-15-07)
	24	at South Alabama (12-15-07)

Mississippi State Men's Basketball
Mississippi State High/Low Analysis (as of Mar 01, 2008)
All games

Opponent - GAME HIGHS

POINTS.....	84	CLEMSON (11-15-07)
	78	AUBURN (02-27-08)
	78	at Arkansas (01-30-08)
	76	TENNESSEE (02-02-08)
	75	MISSOURI (12-30-07)
FIELD GOALS MADE.....	29	at Mississippi (02-20-08)
	29	ARKANSAS (02-16-08)
FIELD GOAL ATTEMPTS.....	78	UT MARTIN (11-17-07)
	76	MISSISSIPPI (01-26-08)
FIELD GOAL PERCENTAGE.....	.491 (26-53)	at South Alabama (12-15-07)
	.462 (24-52)	vs Miami (OH) (11-25-07)
3 PT FIELD GOALS MADE.....	12	AUBURN (02-27-08)
	12	TENNESSEE (02-02-08)
3 PT FG ATTEMPTS.....	36	at South Carolina (02-23-08)
	36	UT MARTIN (11-17-07)
3 PT FG PERCENTAGE.....	.588 (10-17)	at South Alabama (12-15-07)
	.458 (11-24)	at Texas A&M-Corpus Christi (12-21-07)
FREE THROWS MADE.....	28	CLEMSON (11-15-07)
	25	at Arkansas (01-30-08)
FREE THROW ATTEMPTS.....	38	CLEMSON (11-15-07)
	30	at Arkansas (01-30-08)
FREE THROW PERCENTAGE.....	.944 (17-18)	vs Southern Illinois (11-23-07)
	.917 (11-12)	KENTUCKY (01-15-08)
REBOUNDS.....	52	LOUISIANA TECH (11-10-07)
	44	GEORGIA (01-12-08)
	44	vs Lafayette (01-05-08)
ASSISTS.....	19	MISSOURI (12-30-07)
	18	vs Miami (OH) (11-25-07)
STEALS.....	13	at Auburn (02-09-08)
	13	at Loyola Marymount (12-19-07)
BLOCKED SHOTS.....	7	ARKANSAS (02-16-08)
	7	at Alabama (01-19-08)
TURNOVERS.....	23	at Loyola Marymount (12-19-07)
	22	SOUTHEASTERN LOUISIANA (12-08-07)
	22	LOUISIANA TECH (11-10-07)
FOULS.....	29	MISSOURI (12-30-07)
	26	TENNESSEE (02-02-08)

Mississippi State Men's Basketball
Mississippi State High/Low Analysis (as of Mar 01, 2008)
All games

Mississippi State - GAME LOWS

POINTS.....	49	vs Southern Illinois (11-23-07)
	58	MIAMI (FL) (12-13-07)
	58	at Arkansas (01-30-08)
	60	vs Miami (OH) (11-25-07)
	60	GEORGIA (01-12-08)
FIELD GOALS MADE.....	18	vs Southern Illinois (11-23-07)
	20	at Arkansas (01-30-08)
FIELD GOAL ATTEMPTS.....	42	vs Southern Illinois (11-23-07)
	47	TENNESSEE (02-02-08)
FIELD GOAL PERCENTAGE.....	.377 (23-61)	MIAMI (FL) (12-13-07)
	.377 (23-61)	at South Alabama (12-15-07)
3 PT FIELD GOALS MADE.....	3	vs Miami (OH) (11-25-07)
	4	MURRAY STATE (12-01-07)
	4	at LSU (01-09-08)
	4	GEORGIA (01-12-08)
3 PT FG ATTEMPTS.....	13	ARKANSAS (02-16-08)
	15	MURRAY STATE (12-01-07)
3 PT FG PERCENTAGE.....	.188 (3-16)	vs Miami (OH) (11-25-07)
	.200 (4-20)	GEORGIA (01-12-08)
FREE THROWS MADE.....	4	at Alabama (01-19-08)
	6	vs Southern Illinois (11-23-07)
	6	MIAMI (FL) (12-13-07)
FREE THROW ATTEMPTS.....	9	vs Southern Illinois (11-23-07)
	10	MIAMI (FL) (12-13-07)
FREE THROW PERCENTAGE.....	.308 (4-13)	at Alabama (01-19-08)
	.308 (8-26)	at Loyola Marymount (12-19-07)
REBOUNDS.....	29	vs Southern Illinois (11-23-07)
	32	TENNESSEE (02-02-08)
ASSISTS.....	5	at Arkansas (01-30-08)
	9	at Mississippi (02-20-08)
STEALS.....	2	KENTUCKY (01-15-08)
	2	AUBURN (02-27-08)
BLOCKED SHOTS.....	3	vs Southern Illinois (11-23-07)
	3	at Alabama (01-19-08)
TURNOVERS.....	4	LOUISIANA TECH (11-10-07)
	8	at Florida (03-01-08)
FOULS.....	10	MURRAY STATE (12-01-07)
	12	ALABAMA (02-06-08)
	12	AUBURN (02-27-08)

Mississippi State Men's Basketball
Mississippi State High/Low Analysis (as of Mar 01, 2008)
All games

Opponent - GAME LOWS

POINTS.....	39	at LSU (01-09-08)
	45	LOUISIANA TECH (11-10-07)
	49	GEORGIA (01-12-08)
	53	vs UC Irvine (11-22-07)
	53	vs Lafayette (01-05-08)
FIELD GOALS MADE.....	14	at LSU (01-09-08)
	16	GEORGIA (01-12-08)
FIELD GOAL ATTEMPTS.....	44	at Alabama (01-19-08)
	45	vs Southern Illinois (11-23-07)
FIELD GOAL PERCENTAGE.....	.212 (14-66)	at LSU (01-09-08)
	.246 (16-65)	GEORGIA (01-12-08)
3 PT FIELD GOALS MADE.....	1	SOUTHEASTERN LOUISIANA (12-08-07)
	2	at LSU (01-09-08)
	2	at Alabama (01-19-08)
3 PT FG ATTEMPTS.....	11	SOUTHEASTERN LOUISIANA (12-08-07)
	12	vs Miami (OH) (11-25-07)
3 PT FG PERCENTAGE.....	.091 (1-11)	SOUTHEASTERN LOUISIANA (12-08-07)
	.118 (2-17)	at LSU (01-09-08)
FREE THROWS MADE.....	3	MURRAY STATE (12-01-07)
	5	LOUISIANA TECH (11-10-07)
FREE THROW ATTEMPTS.....	4	MURRAY STATE (12-01-07)
	10	LOUISIANA TECH (11-10-07)
FREE THROW PERCENTAGE.....	.429 (9-21)	at South Alabama (12-15-07)
	.500 (5-10)	LOUISIANA TECH (11-10-07)
REBOUNDS.....	24	vs Southern Illinois (11-23-07)
	24	SOUTHEASTERN LOUISIANA (12-08-07)
ASSISTS.....	4	at LSU (01-09-08)
	6	GEORGIA (01-12-08)
STEALS.....	0	at Texas A&M-Corpus Christi (12-21-07)
	1	at Florida (03-01-08)
BLOCKED SHOTS.....	0	at Loyola Marymount (12-19-07)
	1	UT MARTIN (11-17-07)
	1	vs UC Irvine (11-22-07)
	1	vs Miami (OH) (11-25-07)
	1	at South Alabama (12-15-07)
	1	GEORGIA (01-12-08)
	1	at South Carolina (02-23-08)
TURNOVERS.....	4	AUBURN (02-27-08)
	6	MISSISSIPPI (01-26-08)
FOULS.....	11	AUBURN (02-27-08)
	12	MIAMI (FL) (12-13-07)

Mississippi State Men's Basketball
Mississippi State Player High/Low Analysis (as of Mar 01, 2008)
All games

Mississippi State - INDIVIDUAL GAME HIGHS

Points.....	30	Rhodes, Charles vs Auburn (02-27-08)
	26	Rhodes, Charles vs Mississippi (01-26-08)
	26	Rhodes, Charles at Texas A&M-Corpus Christi (12-21-07)
	25	Gordon, Jamont at Loyola Marymount (12-19-07)
	25	Gordon, Jamont vs Southeastern Louisiana (12-08-07)
	25	Rhodes, Charles vs Miami (OH) (11-25-07)
Field Goals Made.....	12	Rhodes, Charles vs Mississippi (01-26-08)
	11	Rhodes, Charles vs Auburn (02-27-08)
	11	Rhodes, Charles at South Carolina (02-23-08)
	11	Rhodes, Charles vs Miami (OH) (11-25-07)
Field Goal Att.....	19	Gordon, Jamont vs Lafayette (01-05-08)
	19	Gordon, Jamont vs Miami (FL) (12-13-07)
FG Pct (min 5 made).....	1.000 (5-5)	Varnado, Jarvis vs Lafayette (01-05-08)
	.875 (7-8)	Rhodes, Charles vs Southeastern Louisiana (12-08-07)
3-Point FG Made.....	6	Stewart, Barry vs Tennessee (02-02-08)
	5	Gordon, Jamont vs Kentucky (01-15-08)
	5	Hansbrough, Ben vs Lafayette (01-05-08)
	5	Gordon, Jamont at Loyola Marymount (12-19-07)
	5	Stewart, Barry vs Miami (FL) (12-13-07)
3-Point FG Att.....	11	Gordon, Jamont at Mississippi (02-20-08)
	10	Gordon, Jamont vs Tennessee (02-02-08)
	10	Hansbrough, Ben at South Alabama (12-15-07)
3-Pt FG Pct (min 2 made).....	1.000 (3-3)	Turner, Phil at Texas A&M-Corpus Christi (12-21-07)
	1.000 (3-3)	Benock, Riley vs UT Martin (11-17-07)
	1.000 (2-2)	Johnson, Ravern at Texas A&M-Corpus Christi (12-21-07)
	1.000 (2-2)	Augustus, Kodi vs Southeastern Louisiana (12-08-07)
Free Throws Made.....	11	Gordon, Jamont at Auburn (02-09-08)
	8	Gordon, Jamont vs Southeastern Louisiana (12-08-07)
Free Throw Att.....	12	Gordon, Jamont at Auburn (02-09-08)
	10	Gordon, Jamont vs Alabama (02-06-08)
	10	Varnado, Jarvis vs Kentucky (01-15-08)
	10	Gordon, Jamont vs Southeastern Louisiana (12-08-07)
	10	Gordon, Jamont vs Clemson (11-15-07)
FT Pct (min 3 made).....	1.000 (7-7)	Rhodes, Charles at Auburn (02-09-08)
	1.000 (6-6)	Stewart, Barry vs Arkansas (02-16-08)
	1.000 (6-6)	Rhodes, Charles vs Murray State (12-01-07)
	1.000 (5-5)	Stewart, Barry vs Missouri (12-30-07)
	1.000 (4-4)	Hansbrough, Ben at Florida (03-01-08)
	1.000 (4-4)	Varnado, Jarvis vs Mississippi (01-26-08)
	1.000 (4-4)	Hansbrough, Ben vs UT Martin (11-17-07)
	1.000 (4-4)	Stewart, Barry vs Clemson (11-15-07)
	1.000 (4-4)	Gordon, Jamont vs Louisiana Tech (11-10-07)
	1.000 (3-3)	Hansbrough, Ben vs Auburn (02-27-08)
	1.000 (3-3)	Hansbrough, Ben at South Carolina (02-23-08)
	1.000 (3-3)	Gordon, Jamont vs Georgia (01-12-08)
Rebounds.....	17	Varnado, Jarvis at LSU (01-09-08)
	16	Varnado, Jarvis vs UT Martin (11-17-07)
Assists.....	10	Gordon, Jamont vs Alabama (02-06-08)
	8	Gordon, Jamont vs Arkansas (02-16-08)
	8	Gordon, Jamont at Auburn (02-09-08)
Steals.....	4	Gordon, Jamont at Florida (03-01-08)
	4	Stewart, Barry vs Murray State (12-01-07)
Blocked Shots.....	10	Varnado, Jarvis vs Kentucky (01-15-08)

	10	Varnado, Jarvis vs Georgia (01-12-08)
	10	Varnado, Jarvis vs Miami (FL) (12-13-07)
Turnovers.....	8	Gordon, Jamont at Auburn (02-09-08)
	7	Gordon, Jamont at South Carolina (02-23-08)
Fouls.....	5	Varnado, Jarvis at South Carolina (02-23-08)
	5	Gordon, Jamont at South Carolina (02-23-08)
	5	Hansbrough, Ben vs Arkansas (02-16-08)
	5	Stewart, Barry at Arkansas (01-30-08)
	5	Hansbrough, Ben vs Missouri (12-30-07)
	5	Varnado, Jarvis at South Alabama (12-15-07)
	5	Turner, Phil at South Alabama (12-15-07)
	5	Varnado, Jarvis vs Southeastern Louisiana (12-08-07)
	5	Rhodes, Charles vs Southeastern Louisiana (12-08-07)
	5	Rhodes, Charles vs Southern Illinois (11-23-07)
	5	Varnado, Jarvis vs Clemson (11-15-07)
	5	Stewart, Barry vs Clemson (11-15-07)

Mississippi State Men's Basketball
Mississippi State High/Low Analysis (as of Mar 01, 2008)
All games

OPPONENT INDIVIDUAL GAME HIGHS

Points.....	39	Bennett, Demetric at South Alabama (12-15-07)
	31	Prowell, Quan vs Auburn (02-27-08)
	30	BRAMOS, Michael vs Miami (OH) (11-25-07)
	29	McClinton, Jack vs Miami (FL) (12-13-07)
	28	Lawrence, Matt vs Missouri (12-30-07)
Field Goals Made.....	14	Bennett, Demetric at South Alabama (12-15-07)
	11	Prowell, Quan vs Auburn (02-27-08)
	11	McClinton, Jack vs Miami (FL) (12-13-07)
Field Goal Att.....	23	Weddle, Marquis vs UT Martin (11-17-07)
	22	Barrett, Rasheem at Auburn (02-09-08)
	22	McClinton, Jack vs Miami (FL) (12-13-07)
	22	Hudson, Lester vs UT Martin (11-17-07)
FG Pct (min 5 made).....	.833 (5-6)	Joshua Bone vs Southern Illinois (11-23-07)
	.824 (14-17)	Bennett, Demetric at South Alabama (12-15-07)
3-Point FG Made.....	7	Prowell, Quan vs Auburn (02-27-08)
	6	Lawrence, Matt vs Missouri (12-30-07)
	6	Bennett, Demetric at South Alabama (12-15-07)
3-Point FG Att.....	12	Hudson, Lester vs UT Martin (11-17-07)
	11	Lawrence, Matt vs Missouri (12-30-07)
3-Pt FG Pct (min 2 made).....	1.000 (6-6)	Bennett, Demetric at South Alabama (12-15-07)
	1.000 (3-3)	Reynolds, Justin at Texas A&M-Corpus Christi (12-21-07)
	1.000 (2-2)	Torrance, Mikhail vs Alabama (02-06-08)
	1.000 (2-2)	Smith, Tyler vs Tennessee (02-02-08)
Free Throws Made.....	9	BRAMOS, Michael vs Miami (OH) (11-25-07)
	9	Randal Falker vs Southern Illinois (11-23-07)
Free Throw Att.....	11	BRAMOS, Michael vs Miami (OH) (11-25-07)
	10	Abdullah, Bilal vs Lafayette (01-05-08)
	10	Randal Falker vs Southern Illinois (11-23-07)
	10	Gibson, Kyle vs Louisiana Tech (11-10-07)
FT Pct (min 3 made).....	1.000 (8-8)	Bradley, Ramel vs Kentucky (01-15-08)
	1.000 (8-8)	Stitt, Demontez vs Clemson (11-15-07)
	1.000 (7-7)	DEADWILER, Shawn at Loyola Marymount (12-19-07)
	1.000 (6-6)	Thornton, Marcus at LSU (01-09-08)
	1.000 (5-5)	Hudson, Lester vs UT Martin (11-17-07)
	1.000 (4-4)	Lofton, Chris vs Tennessee (02-02-08)
	1.000 (4-4)	Townes, Darian at Arkansas (01-30-08)
	1.000 (4-4)	Ervin, Gary at Arkansas (01-30-08)
	1.000 (4-4)	Curtis, Dwayne vs Mississippi (01-26-08)
	1.000 (4-4)	Asbury, Brian vs Miami (FL) (12-13-07)
	1.000 (4-4)	Sullivan, Patrick vs Southeastern Louisiana (12-08-07)
	1.000 (4-4)	Matt Shaw vs Southern Illinois (11-23-07)
	1.000 (4-4)	Bryan Mullins vs Southern Illinois (11-23-07)
	1.000 (4-4)	Rivers, K.C. vs Clemson (11-15-07)
	1.000 (3-3)	Robertson, Quantez at Auburn (02-09-08)
	1.000 (3-3)	Perkins, Kevin at Texas A&M-Corpus Christi (12-21-07)
	1.000 (3-3)	Green, Kevyn vs Southeastern Louisiana (12-08-07)
	1.000 (3-3)	Grant, Jerai vs Clemson (11-15-07)
Rebounds.....	16	Curtis, Dwayne at Mississippi (02-20-08)
	15	Gibson, Kyle vs Louisiana Tech (11-10-07)
Assists.....	10	DIERKERS, Tyler vs Miami (OH) (11-25-07)
	8	Bryan Mullins vs Southern Illinois (11-23-07)
Steals.....	6	Tolbert, Frank at Auburn (02-09-08)
	6	Bryan Mullins vs Southern Illinois (11-23-07)
Blocked Shots.....	5	Hill, Steven vs Arkansas (02-16-08)
	4	Graham, Jimmy vs Miami (FL) (12-13-07)

Turnovers.....	7	Hendrix, Richard at Alabama (01-19-08)
	5	Thomas, Charles vs Arkansas (02-16-08)
	5	Bradley, Ramel vs Kentucky (01-15-08)
	5	Betley, Matt vs Lafayette (01-05-08)
	5	Detmer, Ted vs Lafayette (01-05-08)
	5	SUTTON, Terron at Loyola Marymount (12-19-07)
	5	Green, Kevyn vs Southeastern Louisiana (12-08-07)
	5	Span, Warrell vs Southeastern Louisiana (12-08-07)
	5	Robinson, Gerald vs UT Martin (11-17-07)
	5	Stitt, Demontez vs Clemson (11-15-07)
Fouls.....	5	Werner, Dan at Florida (03-01-08)
	5	Archie, Dominique at South Carolina (02-23-08)
	5	Thomas, Charles vs Arkansas (02-16-08)
	5	Hunter, Vincent vs Arkansas (02-16-08)
	5	Prowell, Quan at Auburn (02-09-08)
	5	Hendrix, Richard vs Alabama (02-06-08)
	5	Stevenson, Perry vs Kentucky (01-15-08)
	5	Humphrey, Billy vs Georgia (01-12-08)
	5	Hannah, Stefhon vs Missouri (12-30-07)
	5	Carroll, DeMarre vs Missouri (12-30-07)
	5	JOHNSON, Orlando at Loyola Marymount (12-19-07)
	5	Davis, Brandon at South Alabama (12-15-07)
	5	POLLITZ, Eric vs Miami (OH) (11-25-07)

2007-08 MISSISSIPPI STATE BASKETBALL RESULTS (20-8, 11-3 SEC)

<u>Date (TV)</u>	<u>Opponent (MSU Rank/Opp Rank)</u>	<u>Score</u>	<u>+/-</u>	<u>W</u>	<u>L</u>	<u>Overall Record</u>	<u>SEC Record</u>	<u>Attend</u>	<u>Leading Scorer</u>	<u>Leading Rebounder</u>
11-10	LOUISIANA TECH (NR/NR)	75-45	+30	W		1-0		10,153	Gordon - 21	Stewart - 11
11-15 (FSN/SUN)	CLEMSON (NR/NR)	82-84	-2		L	1-1		9,950	Gordon - 23	Varnado, Gordon - 12
11-17	UT MARTIN (NR/NR)	86-70	+16	W		2-1		9,950	Hansbrough - 20	Varnado - 16
11-22 (ESPNU)	#UC Irvine (NR/NR)	68-53	+15	W		3-1		1,387	Stewart - 18	Rhodes - 11
11-23 (ESPN2)	#Southern Illinois (NR/#18)	49-63	-14		L	3-2		1,447	Gordon - 20	Varnado - 7
11-25 (ESPN2)	#Miami [OH] (NR/NR)	60-67	-7		L	3-3		2,447	Rhodes - 25	Rhodes - 10
12-1	MURRAY STATE (NR/NR)	78-61	+17	W		4-3		7,787	Rhodes - 22	Varnado - 7
12-8 (CSS)	SOUTHEASTERN LOUISIANA (NR/NR)	84-59	+25	W		5-3		7,719	Gordon - 25	Rhodes, Gordon - 7
12-13 (FSN/SUN)	MIAMI [FL] (NR/NR)	58-64	-6		L	5-4		7,912	Gordon, Stewart - 18	Gordon - 9
12-15 (CSS)	*at South Alabama (NR/NR)	67-71	-4		L	5-5		6,731	Turner - 17	Gordon - 13
12-19	at Loyola Marymount	85-54	+31	W		6-5		1,005	Gordon - 25	Rhodes - 10
12-21 (CSS)	at Texas A&M-Corpus Christi (NR/NR)	95-70	+25	W		7-5		2,051	Rhodes - 26	Rhodes - 10
12-30 (SS)	MISSOURI (NR/NR)	87-75	+12	W		8-5		8,249	Stewart - 24	Turner - 10
1-5	^Lafayette (NR/NR)	77-53	+24	W		9-5		3,044	Hansbrough - 17	Varnado - 12
1-9	at LSU (NR/NR)	61-39	+22	W		10-5	1-0	7,843	Gordon, Varnado - 13	Varnado - 17
1-12 (RS)	GEORGIA (NR/NR)	60-49	+11	W		11-5	2-0	8,713	Gordon - 15	Three players - 9
1-15 (ESPN)	KENTUCKY (NR/NR)	69-64	+5	W		12-5	3-0	9,862	Gordon - 24	Varnado - 12
1-19 (RS)	at Alabama (NR/NR)	66-56	+10	W		13-5	4-0	11,290	Gordon - 24	Rhodes - 9
1-26 (FSN/SUN)	MISSISSIPPI (NR/#15)	88-68	+20	W		14-5	5-0	10,421	Rhodes - 26	Varnado - 8
1-30 (RS)	at Arkansas (#25/NR)	58-78	-20		L	14-6	5-1	17,927	Gordon - 24	Rhodes - 15
2-2 (FSN/SUN)	TENNESSEE (#25/#7)	71-76	-5		L	14-7	5-2	10,150	Stewart - 21	Rhodes - 10
2-6	ALABAMA (NR/NR)	73-66	+7	W		15-7	6-2	9,730	Gordon, Rhodes - 17	Rhodes, Stewart - 9
2-9 (FSN/SUN)	at Auburn (NR/NR)	83-64	+19	W		16-7	7-2	7,489	Gordon - 24	Gordon - 13
2-16 (ESPN)	ARKANSAS (NR/NR)	80-74	+6	W		17-7	8-2	10,096	Rhodes - 24	Varnado - 10
2-20 (CSS-TD)	at Mississippi (NR/NR)	63-74	-11		L	17-8	8-3	9,167	Gordon - 20	Stewart - 8
2-23 (RS)	at South Carolina (NR/NR)	61-56 (ot)	+5	W		18-8	9-3	15,093	Rhodes - 24	Varnado - 12
2-27	AUBURN (NR/NR)	89-78	+11	W		19-8	10-3	9,416	Rhodes - 30	Rhodes, Varnado - 9
3-1 (CBS)	at Florida (NR/NR)	68-59	+9	W		20-8	11-3	12,127	Hansbrough - 20	Varnado - 11

- Anaheim Classic (Anaheim, CA); * - Coors Classic (Mobile, AL); ^ - at Jackson, Miss. (Mississippi Coliseum)

MISCELLANEOUS MSU INDIVIDUAL STATISTICS

Games Scoring in Double Figures: Gordon 24, Rhodes 22, Stewart 17, Hansbrough 11, Varnado 8, Turner 4, Benock 2, B. Johnson 1, R. Johnson 1.
 Games Scoring 20+ Points: Gordon 12, Rhodes 7, Hansbrough 3, Stewart 2.
 Games Scoring 30+ Points: Rhodes 1.
 Games Rebounding in Double Figures: Varnado 9, Rhodes 7, Gordon 3, Stewart 1, Turner 1.
 Games with Double Figures in Assists: Gordon 1.
 Games with Double Figures in Points & Rebounds/Assists/Blocks: Rhodes 7, Varnado 5 (1 triple-double), Gordon 3, Stewart 1, Turner 1.
 Games as Team's High Scorer (or co-leader): Gordon 14, Rhodes 8, Stewart 4, Hansbrough 3, Varnado 1, Turner 1.
 Games as Team's High Rebounder (or co-leader): Varnado 13, Rhodes 10, Gordon 6, Stewart 3, Turner 2.
 Games as Team's Leader in Assists (or co-leader): Gordon 22, Stewart 7, Hansbrough 7, Turner 1, Benock 1.

MISSISSIPPI STATE'S RECORD WHEN...

MSU leads at halftime	19-2
MSU trails at halftime	1-6
MSU is tied at halftime	0-0
MSU shoots 45% or better from field	13-1
MSU shoots less than 45% from field	7-7
MSU opponent shoots less than 45% from field	18-6
MSU opponent shoots 45% or better from field	2-2
MSU outrebounds (or ties) the opponent	18-5
MSU is outrebounded by the opponent	2-3
MSU commits fewer turnovers than opponent	7-1
MSU commits more turnovers than opponent	12-7
MSU commits same number of turnovers as opponent	1-0
MSU wins the opening tip-off	17-5
MSU loses the opening tip-off	3-3
MSU holds opponent to 65 points or less	13-2
MSU is involved in games decided by 5 points or less	2-3

MSU'S RECORD BY STARTING LINEUP

Gordon, Hansbrough, Rhodes, Stewart, Varnado	12-5
Gordon, Rhodes, Stewart, Turner, Varnado	4-2
Gordon, Hansbrough, Stewart, Turner, Varnado	4-1

MISCELLANEOUS MSU WIN-LOSS RECORDS

All Games	20-8
Home Games	11-3
Road Games	7-3
Neutral-site Games	2-2
Non-SEC Games	9-5
Non-SEC Home Games	5-2
Non-SEC Road Games	2-1
Non-SEC Neutral Games	2-2
SEC Regular Season	11-3
SEC Home Games	6-1
SEC Road Games	5-2
SEC Western Division	7-2
SEC Eastern Division	4-1
SEC Tournament Games	0-0
In-season Tournament Games	1-2
November Games	3-3
December Games	5-2
January Games	6-1
February Games	5-2
March Games	1-0
Monday Games	0-0
Tuesday Games	1-0
Wednesday Games	4-2
Thursday Games	1-2
Friday Games	1-1
Saturday Games	12-2
Sunday Games	1-1
Overtime Games	1-0
Television Games	12-8
vs. Ranked Opponents	1-2

Largest Lead Surrendered in Loss:
13 at South Alabama (57-44)

Largest Halftime Lead Surrendered in Loss:
2 at South Alabama (32-30)

Largest Deficit Overcome in Win:
6 at South Carolina (38-32); vs Missouri (20-14) & at Texas A&M-Corpus Christi (15-9)

Largest Halftime Deficit Overcome in Win:
1 at South Carolina (21-20)

Largest Lead At Any Time:
36 vs Louisiana Tech (75-39)

Largest Deficit At Any Time:
20 at Arkansas (78-58)

Charles Rhodes	51
Jarvis Varnado	35
Jamont Gordon	14
Brian Johnson	9
Ravern Johnson	5
Barry Stewart	4
Phil Turner	1
TEAM TOTAL	119

Jamont Gordon	5
Barry Stewart	3
Elgin Bailey	3
Brian Johnson	1
Charles Rhodes	1
Riley Benock	1
Jarvis Varnado	1
TEAM TOTAL	15

All games*: 229,156 in 28 games -- 8,184 per game
Home games*: 130,108 in 14 games -- 9,293 per game
Away games: 90,723 in 10 games -- 9,072 per game
Neutral-site games: 8,325 in 4 games -- 2,081 per game
* - Home attendance based on total tickets sold/distributed

Largest Lead Surrendered in Loss:
7 at Mississippi (23-16)

Largest Halftime Lead Surrendered in Loss:
--

Largest Deficit Overcome in Win:
6 at South Carolina (38-32)

Largest Halftime Deficit Overcome in Win:
1 at South Carolina (21-20)

Largest Lead At Any Time:
23 at Auburn (83-60)

Largest Deficit At Any Time:
20 at Arkansas (78-58)

Charles Rhodes	22
Jarvis Varnado	21
Jamont Gordon	9
Brian Johnson	2
Barry Stewart	2
Raven Johnson	2
TEAM TOTAL	58

Jamont Gordon	2
Elgin Bailey	2
Barry Stewart	1
Charles Rhodes	1
Riley Benock	1
Jarvis Varnado	1
TEAM TOTAL	8

All games*: 149,324 in 14 games -- 10,666 per game
Home games*: 68,388 in 7 games -- 9,770 per game
Away games: 80,936 in 7 games -- 11,562 per game
Neutral-site games: --
* - Home attendance based on total tickets sold/distributed

Diff.	1	2	3	4	5	6	7	8	9	10	11	12	13	14	15	16	17	18	19	20	21+
Won					2	1	1		1	1	2	1			1	1	1		1	1	6
Lost		1		1	1	1	1				1			1						1	

[illegible]

2007-08 MISSISSIPPI STATE BASKETBALL SUPERLATIVES

TEAM SUPERLATIVES

	<i>MSU High</i>	<i>MSU Low</i>	<i>Opponent High</i>	<i>Opponent Low</i>
Points Scored	.95 vs Texas A&M-Corpus Christi	49 vs Southern Illinois	84 by Clemson	39 by LSU-A
Points, 1st Half	.51 vs Texas A&M-Corpus Christi	20 vs South Carolina	43 by Arkansas-A	14 by Louisiana Tech
Points, 2nd Half	.50 vs Mississippi-H & Clemson	21 vs Southern Illinois	45 by Clemson	19 by UC Irvine
Scoring Margin	..+31 vs Loyola Marymount (85-54)	-20 vs Arkansas-A (58-78)	+20 by Arkansas-A (78-58)	-31 by Loyola Marymount (54-85)
FG Made	..34 vs Mississippi-H & LMU	18 vs Southern Illinois	29 by Mississippi-A & Arkansas-H	14 by LSU-A
FG Attempted	..71 vs Louisiana Tech	42 vs Southern Illinois	78 by UT Martin	44 by Alabama-A
FG Percentage	..60.0 vs Auburn-H (33-55)	37.7 vs USA & UM [FL] (23-61)	49.1 by South Alabama (26-53)	21.2 by LSU-A (14-66)
3-pt FG Made	..12 vs Alabama-A	3 vs Miami [OH]	12 by Auburn-H & Tennessee	1 by Southeastern Louisiana
3-pt FG Attempted	..30 vs South Alabama	13 vs Arkansas-H	36 by South Carolina & UT Martin	11 by Southeastern Louisiana
3-pt FG Percentage	..56.3 vs A&M-Corpus Christi (9-16)	18.8 vs Miami [OH] (3-16)	58.8 by South Alabama (10-17)	9.1 by Southeastern Louisiana (1-11)
FT Made	..23 vs Arkansas-H & Auburn-A	4 vs Alabama-A	28 by Clemson	3 by Murray State
FT Attempted	..33 vs Kentucky	9 vs Southern Illinois	38 by Clemson	4 by Murray State
FT Percentage	..88.5 vs Auburn-A (23-26)	30.8 vs Alabama-A & LMU	94.4 by Southern Illinois (17-18)	42.9 by South Alabama (9-21)
Rebounds	..51 vs Clemson	29 vs Southern Illinois	52 by Louisiana Tech	24 by Southeastern La. & SIU
Off. Rebounds	..21 vs Clemson	7 vs three teams	21 by three teams	6 by Southeastern La. & SIU
Def. Rebounds	..38 vs UT Martin	20 vs Southern Illinois	37 by Louisiana Tech	13 by Auburn-H&A
Rebound Margin	..+19 vs Auburn-A (46-27)	-10 vs Tennessee (32-42)	+10 by Tennessee (42-32)	-19 by Auburn-A (27-46)
Assists	..25 vs Loyola Marymount	5 vs Arkansas-A	19 by Missouri	4 by LSU-A
Turnovers	..25 vs UT Martin	4 vs Louisiana Tech	23 by Loyola Marymount	4 by Auburn-H
Blocked Shots	..16 vs Georgia	3 vs Alabama-A & Southern Ill.	7 by Arkansas-H & Alabama-A	0 by Loyola Marymount
Steals	..14 vs Loyola Marymount	2 vs Auburn-H & Kentucky	13 by Auburn-A & L. Marymount	0 by Texas A&M-Corpus Christi
Personal Fouls	..28 vs Clemson	10 vs Murray State	29 by Missouri	11 by Auburn-H
Dunks	..10 vs Auburn-H	1 vs Arkansas-A & UC Irvine		

INDIVIDUAL SUPERLATIVES

	<i>MSU Player High</i>	<i>Opponent Player High</i>
Points Scored	..30 by Charles Rhodes vs Auburn-H	39 by Demetric Bennett (South Alabama)
Field Goals Made	..12 by Charles Rhodes vs Mississippi-H	14 by Demetric Bennett (South Alabama)
Field Goals Attempted	..19 by Jamont Gordon vs Lafayette & Miami [FL]	23 by Marquis Weddle (UT Martin)
Field Goal Pct. (min 10 FGA)	..85.7 by Charles Rhodes vs Mississippi-H (12-14)	82.4 by Demetric Bennett (South Alabama; 14-17)
3-Point Field Goals Made	..6 by Barry Stewart vs Tennessee	7 by Quan Prowell (Auburn-H)
3-Point Field Goals Attempted	..11 by Jamont Gordon vs Mississippi-A	12 by Lester Hudson (UT Martin)
3-Point Field Goal Pct. (min 5 FGA)	..80.0 by Riley Benock vs Mississippi-H (4-5)	100.0 by Demetric Bennett (South Alabama; 6-6)
Free Throws Made	..11 by Jamont Gordon vs Auburn-A	9 by Randal Falker (Southern Illinois); 9 by Michael Bramos (Miami [OH])
Free Throws Attempted	..12 by Jamont Gordon vs Auburn-A	11 by Michael Bramos (Miami [OH])
Free Throw Pct. (min 8 FTA)	..91.7 by Jamont Gordon vs Auburn-A (11-12)	100.0 by Demontez Stitt (Clemson; 8-8); 100.0 by Ramel Bradley (Kentucky; 8-8)
Rebounds	..17 by Jarvis Varnado vs LSU-A	16 by Dwayne Curtis (Mississippi-A)
Offensive Rebounds	..6 by Jarvis Varnado vs Clemson	8 by Dwayne Curtis (Mississippi-A)
Defensive Rebounds	..13 by Jarvis Varnado vs UT Martin	13 by Kyle Gibson (Louisiana Tech)
Assists	..10 by Jamont Gordon vs Alabama-H	10 by Tyler Dierkers (Miami [OH])
Turnovers	..8 by Jamont Gordon vs Auburn-A	7 by Richard Hendrix (Alabama-A)
Blocked Shots	..10 by Jarvis Varnado vs three teams	5 by Steven Hill (Arkansas-H)
Steals	..4 by Barry Stewart vs Murray State; 4 by Jamont Gordon vs Florida	6 by Bryan Mullins (Southern Illinois); 6 by Frank Tolbert (Auburn-A)

2007-08 MISSISSIPPI STATE GAME-BY-GAME TEAM STATISTICS

<u>Opponent</u>	<u>Score</u>	<u>1H/2H/OT</u>	<u>FGM-FGA</u>	<u>Pct</u>	<u>3GM-3GA</u>	<u>Pct</u>	<u>FTM-FTA</u>	<u>Pct</u>	<u>OR-DR-TR</u>	<u>PF-D</u>	<u>A</u>	<u>TO</u>	<u>BS</u>	<u>ST</u>
Louisiana Tech	45	14/31	17-62	.274	6-20	.300	5-10	.500	15-37-52	18-0	7	22	3	3
@Mississippi State	75	30/45	27-71	.380	8-25	.320	13-20	.650	12-34-46	13-0	13	4	10	6
Clemson	84	39/45	24-70	.343	8-21	.381	28-38	.737	21-21-42	22-0	14	13	3	9
@Mississippi State	82	32/50	28-64	.438	7-24	.292	19-31	.613	21-30-51	28-2	10	19	10	5
UT Martin	70	30/40	25-78	.321	11-36	.306	9-14	.643	19-19-38	21-0	11	14	1	9
@Mississippi State	86	41/45	33-60	.550	10-22	.455	10-16	.625	12-38-50	14-0	21	25	9	6
Mississippi State#	68	41/27	24-55	.436	7-18	.389	13-20	.650	12-31-43	17-0	13	17	5	6
UC Irvine	53	34/19	19-54	.352	3-17	.176	12-18	.667	9-22-31	21-0	11	13	1	7
Mississippi State#	49	28/21	18-42	.429	7-20	.350	6-9	.667	9-20-29	18-1	11	21	3	5
Southern Illinois	63	32/31	20-45	.444	6-17	.353	17-18	.944	6-18-24	17-0	15	12	2	9
Mississippi State#	60	24/36	24-54	.444	3-16	.188	9-13	.692	13-23-36	18-0	10	15	8	4
Miami [OH]	67	29/38	24-52	.462	5-12	.417	14-23	.609	9-20-29	15-1	18	7	1	5
Murray State	61	24/37	27-62	.435	4-15	.267	3-4	.750	13-16-29	18-0	9	15	4	9
@Mississippi State	78	39/39	28-54	.519	4-15	.267	18-23	.783	14-22-36	10-0	13	14	7	11
Southeastern Louisiana	59	27/32	23-54	.426	1-11	.091	12-15	.800	6-18-24	17-0	7	22	2	11
@Mississippi State	84	41/43	32-61	.525	7-18	.389	13-19	.684	13-26-39	15-2	10	21	6	11
Miami [FL]	64	27/37	23-66	.348	8-20	.400	10-12	.833	13-30-43	12-0	8	9	6	3
@Mississippi State	58	28/30	23-61	.377	6-24	.250	6-10	.600	9-31-40	14-0	10	10	12	4
Mississippi State*	67	32/35	23-61	.377	9-30	.300	12-24	.500	16-26-42	24-2	16	16	7	13
@South Alabama	71	30/41	26-53	.491	10-17	.588	9-21	.429	10-29-39	20-1	17	18	1	8
Mississippi State	85	40/45	34-58	.586	9-23	.391	8-26	.308	13-33-46	20-0	25	22	12	14
@Loyola Marymount	54	22/32	19-57	.333	3-15	.200	13-20	.650	10-22-32	22-1	13	23	0	13
Mississippi State	95	51/44	32-63	.508	9-16	.563	22-32	.688	19-25-44	19-0	18	10	6	8
@A&M-Corpus Christi	70	40/30	21-55	.382	11-24	.458	17-22	.773	13-16-29	22-0	10	14	6	0
Missouri	75	38/37	27-62	.435	9-27	.333	12-21	.571	13-20-33	29-2	19	12	3	6
@Mississippi State	87	41/46	31-60	.517	5-21	.238	20-30	.667	16-27-43	19-1	18	14	7	5
Lafayette	53	25/28	19-72	.264	6-25	.240	9-15	.600	21-23-44	17-0	8	16	4	9
Mississippi State^	77	37/40	27-62	.435	9-27	.333	14-21	.667	14-34-48	14-0	15	17	10	8
Mississippi State	61	25/36	24-50	.480	4-18	.222	9-17	.529	11-36-47	15-0	11	17	10	5
@LSU	39	19/20	14-66	.212	2-17	.118	9-13	.692	17-19-36	14-0	4	9	4	6
Georgia	49	24/25	16-65	.246	3-17	.176	14-22	.636	16-28-44	21-1	6	14	1	11
@Mississippi State	60	27/33	22-53	.415	4-20	.200	12-19	.632	7-34-41	17-0	10	16	16	6
Kentucky	64	27/37	23-60	.383	7-20	.350	11-12	.917	11-22-33	20-1	12	10	5	7
@Mississippi State	69	32/37	22-51	.431	8-22	.364	17-33	.515	14-26-40	13-0	13	13	15	2
Mississippi State	66	33/33	25-54	.463	12-26	.462	4-13	.308	13-21-34	20-0	13	12	3	7
@Alabama	56	28/28	20-44	.455	2-14	.143	14-24	.583	9-20-29	14-0	16	17	7	7
Mississippi	68	31/37	28-76	.368	4-17	.235	8-12	.667	21-18-39	17-0	8	6	5	6
@Mississippi State	88	38/50	34-60	.567	7-19	.368	13-19	.684	11-29-40	13-0	15	11	8	4
Mississippi State	58	28/30	20-49	.408	6-19	.316	12-17	.706	10-25-35	23-1	5	22	8	5
@Arkansas	78	43/35	22-61	.361	9-24	.375	25-30	.833	17-24-41	17-0	11	12	4	7
Tennessee	76	36/40	26-63	.413	12-28	.429	12-18	.667	18-24-42	26-0	12	13	3	3
@Mississippi State	71	27/44	22-47	.468	10-21	.476	17-29	.586	8-24-32	21-0	10	16	10	4
Alabama	66	29/37	25-69	.362	7-21	.333	9-17	.529	13-25-38	17-1	12	7	6	6
@Mississippi State	73	33/40	26-54	.481	6-20	.300	15-22	.682	7-34-41	12-0	16	13	6	4
Mississippi State	83	44/39	25-48	.521	10-23	.435	23-26	.885	12-34-46	16-0	14	24	9	6
@Auburn	64	29/35	23-68	.338	6-25	.240	12-15	.800	14-13-27	22-1	12	11	2	13
Arkansas	74	34/40	29-63	.460	8-20	.400	8-15	.533	17-16-33	23-2	7	14	7	8
@Mississippi State	80	47/33	26-54	.481	5-13	.385	23-29	.793	16-22-38	17-1	10	14	6	7
Mississippi State	63	30/33	23-60	.383	6-23	.261	11-21	.524	19-22-41	15-0	9	15	6	3
@Mississippi	74	35/39	29-66	.439	7-18	.389	9-13	.692	18-23-41	17-0	16	12	5	8
Mississippi State	61	20/30/11	23-53	.434	5-18	.278	10-15	.667	10-32-42	19-2	14	19	5	7
@South Carolina	56	21/29/6	20-65	.308	7-36	.194	9-17	.529	16-20-36	16-1	7	11	1	6
Auburn	78	35/43	28-71	.394	12-32	.375	10-13	.769	16-13-29	11-0	14	4	2	6
@Mississippi State	89	42/47	33-55	.600	11-23	.478	12-16	.750	10-26-36	12-0	22	12	7	2
Mississippi State	68	39/29	23-55	.418	7-21	.333	15-25	.600	7-33-40	15-0	13	8	7	9
@Florida	59	27/32	22-61	.361	7-25	.280	8-11	.727	8-32-40	18-1	15	10	3	1

- Anaheim Classic (Anaheim, CA); * - Coors Classic (Mobile, AL); ^ - at Jackson, Miss. (Mississippi Coliseum)

2007-08 MISSISSIPPI STATE INDIVIDUAL GAME-BY-GAME STATS

INDIVIDUAL GAME-BY-GAME POINTS, REBOUNDS, ASSISTS, BLOCKS & STEALS

<u>Opponent</u>	<u>Augustus</u>	<u>Bailey</u>	<u>Begley</u>	<u>Benock</u>	<u>Bolen</u>	<u>Bryant</u>	<u>Gordon</u>	<u>Hansbrough</u>
LOUISIANA TECH	0-2-0-0-0	2-1-0-0-0	0-0-0-0-0	3-1-0-0-0	0-1-0-0-0	0-0-0-0-0	*21-5-3-0-2	*11-3-3-1-1
CLEMSON	DNP	2-1-0-0-0	DNP	0-0-0-0-1	DNP	DNP	*23-12-3-0-1	*6-2-3-0-1
UT MARTIN	0-0-0-1-0	4-2-0-0-1	0-1-0-0-0	10-2-4-0-0	0-0-0-0-0	2-1-0-0-0	*10-4-6-2-1	*20-5-3-0-1
UC Irvine#	0-0-0-0-0	0-0-0-0-0	DNP	0-1-1-0-0	DNP	DNP	*15-6-4-2-1	*13-4-1-0-0
Southern Illinois#	DNP	0-1-0-0-0	DNP	DNP	DNP	DNP	*20-4-2-0-0	*5-3-6-0-1
Miami [OH]#	DNP	DNP	DNP	0-1-0-0-0	DNP	DNP	*18-6-4-2-2	*6-2-1-0-1
MURRAY STATE	3-1-0-0-0	3-3-0-1-1	0-0-0-0-0	2-2-1-0-0	0-0-0-0-0	0-0-0-0-0	*15-4-4-0-1	*9-2-2-0-2
SOUTHEASTERN LA.	8-6-0-0-0	2-4-1-0-1	0-0-0-0-0	3-4-1-0-1	0-0-0-0-0	2-0-0-0-0	*25-7-4-1-1	*10-3-1-0-1
MIAMI [FL]	DNP	DNP	DNP	0-1-0-0-0	DNP	DNP	*18-9-5-0-0	*0-4-2-0-0
@South Alabama*	DNP	0-0-0-0-0	DNP	0-0-0-0-0	DNP	DNP	*7-13-5-0-2	*16-5-1-0-3
@Loyola Marymount	3-2-2-0-1	1-5-0-0-0	DNP	3-2-0-0-0	0-0-0-0-0	DNP	*25-3-7-0-3	*8-3-7-0-3
@A&M-Corpus Christi	0-0-0-0-0	5-5-0-1-0	DNP	3-0-3-0-1	1-1-0-0-0	DNP	*13-2-5-0-2	*7-6-1-0-1
MISSOURI	0-0-0-0-0	0-0-0-0-0	DNP	1-0-0-0-0	DNP	DNP	*20-8-5-2-0	*15-8-4-0-1
Lafayette^	0-1-0-1-0	0-2-0-0-0	0-0-0-0-0	0-0-2-1-1	0-0-0-0-0	DNP	*15-7-7-0-1	*17-4-4-0-1
@LSU	2-0-0-0-0	2-1-0-1-0	0-0-0-0-0	3-0-0-0-0	0-2-0-0-0	DNP	*13-6-1-2-1	*7-7-4-0-1
GEORGIA	DNP	DNP	DNP	6-1-1-0-0	DNP	DNP	*15-9-2-2-0	*6-2-2-0-1
KENTUCKY	DNP	1-1-0-0-0	0-0-0-0-0	0-1-0-1-0	DNP	DNP	*24-9-5-1-0	DNP
@Alabama	DNP	0-4-0-0-1	DNP	3-0-1-0-0	DNP	DNP	*24-4-5-1-1	9-1-0-0-0
MISSISSIPPI	0-0-0-1-0	8-3-0-2-0	0-0-0-0-0	12-1-1-0-0	0-0-0-0-0	0-0-0-0-0	*13-1-6-1-2	DNP
@Arkansas	DNP	0-0-0-0-0	DNP	0-0-2-1-0	DNP	DNP	*24-4-1-0-1	DNP
TENNESSEE	DNP	3-4-0-2-0	DNP	0-1-2-0-0	DNP	DNP	*17-3-6-0-0	DNP
ALABAMA	DNP	4-2-0-0-0	DNP	0-0-0-0-0	DNP	DNP	*17-6-10-1-3	10-0-2-0-0
@Auburn	DNP	0-0-0-0-0	DNP	0-0-0-0-0	DNP	DNP	*24-13-8-0-0	*20-4-3-0-3
ARKANSAS	DNP	8-3-0-0-0	DNP	0-0-0-0-0	DNP	DNP	*9-8-8-2-1	*8-3-0-0-0
@Mississippi	DNP	3-1-0-0-0	DNP	0-0-1-0-0	DNP	DNP	*20-6-3-0-2	*8-5-1-0-0
@South Carolina	DNP	1-1-0-0-0	DNP	0-0-0-0-0	DNP	DNP	*9-5-4-0-2	*9-7-5-0-2
AUBURN	DNP	0-0-0-0-0	0-0-0-0-0	0-0-2-1-0	DNP	DNP	*20-4-6-0-0	*11-6-6-0-1
@Florida	DNP	0-0-0-0-0	DNP	DNP	DNP	DNP	*4-5-5-0-4	*20-5-2-0-0

<u>Opponent</u>	<u>Lupe</u>	<u>B. Johnson</u>	<u>R. Johnson</u>	<u>Rhodes</u>	<u>Stewart</u>	<u>Turner</u>	<u>Varnado</u>
LOUISIANA TECH	0-0-0-0-0	4-2-0-0-0	0-1-0-0-0	*17-7-2-2-1	*13-11-3-1-0	0-4-2-0-2	*4-5-0-6-0
CLEMSON	DNP	10-3-0-0-0	DNP	*17-6-1-4-0	*12-6-2-0-2	5-4-1-0-0	*7-12-0-6-0
UT MARTIN	0-0-0-0-0	0-4-0-0-0	2-0-0-0-0	*15-5-2-3-1	*9-4-4-0-2	6-0-1-0-0	*8-16-1-3-0
UC Irvine#	DNP	6-5-1-0-0	0-0-0-0-0	*11-11-1-1-3	*18-6-2-0-0	3-2-2-0-2	*2-6-1-2-0
Southern Illinois#	DNP	2-2-0-0-0	DNP	*4-6-0-0-0	*9-3-3-1-1	3-1-0-0-1	*6-7-0-2-2
Miami [OH]#	DNP	4-3-0-1-0	DNP	*25-10-1-0-1	*5-3-4-0-0	0-3-0-0-0	*2-6-0-5-0
MURRAY STATE	0-0-0-0-0	6-4-1-1-1	0-0-0-0-0	*22-5-2-2-0	*14-5-2-0-4	2-1-0-0-1	*2-7-1-3-1
SOUTHEASTERN LA.	0-1-0-0-0	2-0-0-0-0	1-0-1-0-1	*16-7-0-1-3	*6-1-2-0-2	1-0-0-0-1	*8-3-0-4-0
MIAMI [FL]	DNP	2-2-0-1-2	DNP	*10-7-1-1-0	*18-4-1-0-1	2-0-0-0-1	*8-7-1-10-0
@South Alabama*	DNP	DNP	0-0-0-0-0	10-4-0-0-1	*8-6-6-0-2	*17-4-3-1-2	*9-10-1-6-3
@Loyola Marymount	0-0-0-0-0	2-6-0-1-3	6-3-2-1-0	*14-10-1-1-0	*10-5-5-0-1	3-1-0-0-3	*10-6-1-9-0
@A&M-Corpus Christi	0-0-0-0-0	0-4-0-3-0	6-2-1-0-0	*26-10-1-1-1	*19-2-4-0-1	13-3-2-1-2	*2-7-1-0-0
MISSOURI	DNP	2-2-0-0-0	4-0-0-0-0	DNP	*24-4-7-0-2	*12-10-2-0-2	*9-8-0-5-0
Lafayette^	0-1-0-0-0	4-4-0-0-2	11-3-0-1-0	DNP	*6-3-1-0-1	*8-8-1-2-1	*16-12-0-5-1
@LSU	0-1-0-0-0	0-0-0-0-0	6-3-0-0-0	DNP	*11-6-5-0-1	*4-3-1-0-2	*13-17-0-7-0
GEORGIA	DNP	0-1-1-0-0	0-1-0-0-0	8-3-0-2-1	*9-5-2-0-2	*7-9-2-2-2	*9-9-0-10-0
KENTUCKY	DNP	2-2-0-1-0	0-1-0-1-0	*12-3-2-1-1	*9-4-4-0-1	*11-4-1-0-0	*10-12-1-10-0
@Alabama	DNP	0-2-0-1-0	2-1-1-0-0	*5-9-0-1-0	*16-1-3-0-2	*3-2-3-0-0	*4-6-0-0-3
MISSISSIPPI	0-1-0-0-0	2-3-3-0-1	3-0-0-0-0	*26-6-1-0-0	*12-4-3-0-1	*0-6-0-0-0	*12-8-1-4-0
@Arkansas	DNP	4-4-0-0-1	5-1-0-0-0	*11-15-1-3-0	*7-1-0-0-1	*6-3-1-0-1	*1-6-0-4-1
TENNESSEE	DNP	3-2-0-0-1	5-1-0-0-0	*15-10-1-5-0	*21-2-1-0-2	*2-3-0-1-0	*5-4-0-2-1
ALABAMA	DNP	0-2-0-0-0	0-1-0-0-0	*17-9-1-2-0	*13-9-2-1-0	*4-5-0-0-1	*8-3-1-2-0
@Auburn	DNP	0-1-0-0-0	4-0-0-0-0	*17-10-0-1-1	*7-3-1-0-0	3-3-1-2-2	*8-3-1-6-0
ARKANSAS	DNP	0-2-0-1-1	2-2-0-0-0	*24-1-1-0-1	*19-5-1-0-2	0-0-0-0-0	*10-10-0-3-2
@Mississippi	DNP	2-0-0-0-0	0-4-0-0-0	*13-5-1-0-0	*11-8-3-0-1	DNP	*6-6-0-6-0
@South Carolina	DNP	0-2-0-0-1	0-0-1-0-1	*24-9-3-0-0	*8-3-0-0-1	3-0-0-0-0	*7-12-1-5-0
AUBURN	DNP	0-1-1-0-0	DNP	*30-9-0-2-0	*11-5-5-0-0	3-0-0-0-0	*14-9-2-4-1
@Florida	DNP	3-1-0-0-0	5-1-2-0-0	*15-8-2-0-1	*10-8-1-0-2	DNP	*11-11-1-7-2

- Anaheim Classic (Anaheim, CA); * - Coors Classic (Mobile, AL); ^ - at Jackson, Miss. (Mississippi Coliseum)