



Mississippi State Bulldogs (13-16, 6-11)

vs.

Auburn Tigers (11-18, 5-12)

Basketball Media Relations

55 Coliseum Boulevard, Mississippi State, MS 39762

GREGG ELLIS, Primary Contact

(W) 662.325.3595 | (C) 662.322.0145 | gellis@athletics.msstate.edu

Twitter: @msusportsgregg & @HailStateMBK | www.hailstate.com

HUNTER RICHARDSON, Secondary Contact

(W) 662.325.6259 | (C) 901.490.4175 | hrichardson@athletics.msstate.edu

Twitter: @huntermich18

10 NCAA Appearances | 1 Final Four | 6 SEC Championships | 3 SEC Tournament Titles | 18 Postseason Appearances

Series Information

Series: 74-68, Auburn

Home: 42-25, MSU

Away: 45-23, AU

Neutral: 4-3, AU

Last Meeting: 74-68, Auburn (3-11-15)

Mississippi State Coach: Ben Howland

MSU Record: 13-16, 1st year

Career Record: 414-222, 20th year

vs. Auburn: First meeting

Auburn Coach: Bruce Pearl

Auburn Record: 26-38, 2nd year

Career Record: 488-183, 22nd year



Game Information

When: Saturday, March 5, 2016

Time: 1:30 p.m.

Location: Starkville, MS

Arena: Humphrey Coliseum

TV: SEC Network

PxP: Richard Cross

Analyst: Andrew DeClercq

MSU Radio Network:

PxP: Jim Ellis

Analyst: Richard Williams

Sirius/XM: 132/191

2015-16 MSU Schedule/Results

NOVEMBER

13	EASTERN WASHINGTON (SECN)	W, 106-88
16	SOUTHERN (SEC+)	L, 76-72

PUERTO RICO TIPOFF

19	vs. Miami (ESPN2)	L, 105-79
20	vs. Texas Tech (ESPNU)	L, 74-72
22	vs. Missouri State (ESPN3)	W, 84-70
28	TENNESSEE MARTIN	W, 76-51

DECEMBER

2	TEXAS SOUTHERN (SECN)	W, 86-73
12	at Missouri-Kansas City (ASN)	L, 72-67
16	at Florida State (ESPN2)	L, 90-66
19	TULANE (SECN)	W, 69-59
23	Northern Colorado (SECN) ^	W, 93-69
31	NORTH CAROLINA CENTRAL (SEC+)	W, 71-48

JANUARY

6	TEXAS A&M (SECN)	L, 61-60
9	at Arkansas (SECN)	L, 82-68
12	at Kentucky (ESPN)	L, 80-74
16	TENNESSEE (SECN)	L, 80-75
19	at Florida (ESPNU)	L, 81-78
23	OLE MISS (SECN)	W, 83-77
26	at South Carolina (SECN)	L, 84-74
30	at Missouri (SECN)	W, 76-62

FEBRUARY

2	ALABAMA (SECN)	L, 82-80
6	at LSU (ESPN2)	L, 88-77
9	ARKANSAS (SECN)	W, 78-46
13	GEORGIA (SECN)	L, 66-57
16	VANDERBILT (SECN)	W, 75-74
20	at Alabama (SECN)	W, 67-61
24	at Texas A&M (ESPN2)	L, 68-66
27	South Carolina (SECN)	W, 68-58

MARCH

2	at Ole Miss (SECN)	L, 86-78
5	AUBURN (SECN)	1:30 p.m.

2015 SEC Tournament

9-13	TBA +	TBA
------	-------	-----

^ - Jackson, Miss (Mississippi Coliseum)

+ - Nashville (Bridgestone Arena)

WHAT TO NOTE AS MSU PLAYS AUBURN . . .

- Mississippi State has won eight out of the last 10 Senior Day games.
- The Bulldogs will bid farewell to **Travis Daniels**, **Reggie Patterson**, **Craig Sword**, **Fred Thomas**, **Gavin Ware** and **Johnny Zuppardo**, along with senior manager **Daniel Lopez**.
- These seniors has accounted for 455 games with 336 starts, while totaling 4,283 points and 1,978 rebounds.
- MSU has won five-straight games against Auburn at Humphrey Coliseum and 13 out of the last 14.
- Gavin Ware** and **Quinnndary Weatherspoon** were named C Spire Bailey Howell Trophy finalists.
- In SEC play, **Quinnndary Weatherspoon** is tops on the team with his 14.8 points (18th overall) and 25 steals (7th overall).
- Six of the Bulldogs' 10 SEC losses this year have been by six points or less (combined 19 points, 3.2 average). All 11 have been by an average of 6.8 points.
- MSU's six wins are by an average of 11.5 points, with three games decided by six points or less.
- At Ole Miss on Wednesday, **Gavin Ware** collected 9 rebounds to move past Erick Dampier for the fifth-most rebounds in school history with 866.
- Malik Newman** has already drained 57 3-pointers, the third most by an MSU freshman. Barry Stewart holds the record with 68. Reginald Delk is second with 59.
- Quinnndary Weatherspoon** is also making waves in the freshman record books. His 39 steals are 7th, while his field goals made and 3-pointers made are 8th and 7th, respectively.
- In their last two games, MSU has collected a total of 25 steals — 13 against South Carolina and 12 at Ole Miss.
- A win against Auburn gives **Ben Howland** his highest total in his first year at any stop — 9 at Northern Arizona, 13 at Pittsburgh and 11 at UCLA.
- Gavin Ware's** ESPN player efficiency rating of 29.71 is 16th nationally and second in the SEC.

MSU BY THE NUMBER

1 — **Gavin Ware** is **1st** in the SEC in field goal percentage (.619), 14th nationally.

MISSISSIPPI STATE PROJECTED STARTING 5

G . 6-5 . 210 . Sr	G . 6-8 . 226 . Sr	F . 6-9 . 260 . Sr	G . 6-8 . 225 . Sr	G . 6-3 . 197 . Sr
1 Fred Thomas	4 Johnny Zuppardo	20 Gavin Ware	23 Travis Daniels	32 Craig Sword
				
Pts.: 5.0	Pts.: 3.3	Pts.: 16.0	Pts.: 5.8	Pts.: 12.9
Rbs.: 2.9	Rbs.: 2.3	Rbs.: 7.6	Rbs.: 4.5	Rbs.: 3.8
Assts.: 1.0	Assts.: 0.2	Assts.: 0.9	Assts.: 0.8	Assts.: 3.0
Blk.: 0.4	Stl.: 0.5	Blk.: 1.1	Blk.: 0.7	Stl.: 1.3

2015-16 BULLDOG BASKETBALL

WWW.HAILSTATE.COM | @HAILSTATEMBK

2015-16 MISSISSIPPI STATE NUMERICAL ROSTER

No.	Name	Pos.	Ht.	Wt.	Yr.	Exp.	Hometown
1	Fred Thomas	G	6-5	210	Sr.	3L	Jackson, MS (Jim Hill HS)
4	Johnny Zuppardo	F	6-8	226	Sr.	JC	Bay St. Louis, MS (Jones Junior College)
5	Joe Strugg	F	6-9	192	Fr.	HS	Montgomery, AL (G.W. Carver HS)
10	Carter Holmes	G	6-0	185	So.	HS	Jackson, MS (Jackson Academy)
11	Quinnndary Weatherspoon	G	6-4	202	Fr.	HS	Canton, MS (Velma Jackson HS)
13	Xavian Stapleton	G	6-7	203	So.	TR	Flora, MS (Louisiana Tech)
14	Malik Newman	G	6-3	190	Fr.	HS	Jackson, MS (Callaway HS)
15	I.J. Ready	G	5-11	170	Jr.	2L	North Little Rock, AR (Parkview HS)
20	Gavin Ware	F	6-9	260	Sr.	3L	Starkville, MS (Starkville HS)
21	Reggie Patterson	G	6-4	168	Sr.	JC	Baldwyn, MS (Northeast Miss. CC)
23	Travis Daniels	G	6-7	225	Sr.	1L	Tuscaloosa, AL (Shelton State CC)
24	Jett Jobe	G	6-4	181	Fr.	HS	Tuttle, OK (Tuttle HS)
32	Craig Sword	G	6-3	197	Sr.	3L	Montgomery, AL (G.W. Carver HS)
35	Aric Holman	F	6-10	212	Fr.	HS	Owensboro, KY (Owensboro HS)

Head Coach: Ben Howland (Weber State, 1979; 1st year)

Assistant Coaches: George Brooks (Mississippi State, 1997; 6th year)
Korey McCray (Mercer, 2001; 1st year)
Ernie Zeigler (Cleary College, 1994; 1st year)

Director of Basketball Operations: Jason Ludwig

Director of Basketball Performance: David Deets

Graduate Assistant Coaches: Donovan Castro
Jalen Courtney
Michael Moynihan

VIDEO: Ryan Dotson

TRAINER:

Pronunciation Guide

ARIC HOLEMAN: ERIC
MALIK NEWMAN: MA-LEAK
QUINNNDARY WEATHERSPOON: QUINN-DARE-EE
JOHNNY ZUPPARDO: ZOO-PAR-DOUGH

GENERAL INFORMATION

Location: Starkville, MS
Founded: February 28, 1878
Enrollment: 20,873
Conference: SEC
Nickname: Bulldogs
Colors: Maroon & White
Arena: Humphrey Coliseum (10,500)
President: Dr. Mark E. Keenum
Athletics Director: Scott Stricklin
Web Site: www.hailstate.com
Twitter: @HailStateMBK

BASKETBALL HISTORY

First Year of Basketball: 1908-09
All-Time Record: 1,360-1,158/104 years
All-Time SEC Record: 570-748
Total Number of Head Coaches: 20
Humphrey Coliseum Record: 417-171
20-Win Seasons: 17
NCAA Tournament Appearances: 10 (11-10)
NCAA Tournament Final Fours: 1 (1996)
NIT Appearances: 8 (7-8)
NIT Final Fours: 1 (2007)
SEC Championships: 6
(2004, 1991, 1963, 1962, 1961, 1959)
SEC Tournament Championships: 3
(2009, 2002 and 1996)
SEC Tournament Record: 28-50
SEC Western Division Titles: 7
(2010, 2008, 2007, 2004, 2003, 1996, 1995)

TEAM INFORMATION

2014-15 Overall Record: 13-19
2014-15 SEC Record: 6-12, T11th
National Ranking: n/a
Starters Returning/Lost: 4/1
Letterwinners Returning/Lost: 7/4
Newcomers: 9
Roster (Sr./Jr/So./Fr.): (6/1/2/5)

MEDIA INFORMATION

Credentials

Media members may obtain both season credentials and game-by-game passes by contacting Gregg Ellis at 662.325.3595.

SEC Teleconference

The SEC's weekly teleconference is every Monday and will be coordinated through the SEC media relations office. To participate, contact Craig Pinkerton of the SEC at 205-458-3038. Ben Howland is scheduled for 11:17 a.m. CT.



Media On Twitter

Michael Bonner, Clarion Ledger
@MikeBBonner
David Brandt, Associated Press
@davidbrandtAP
Bob Carskadon, HailState Beat
@bobcarskadon
Joel Coleman, Starkville Daily News
@JoelTColeman
Robbie Faulk, 24/7 Sports
@robbiefaulk247
Paul Jones, 24/7 Sports
@PJ247Sports
Logan Lowery, Daily Journal
@loganlowery
David Murray, Dawgs' Bite
@DawgsBiteMag
Danny P. Smith, Starkville Daily News
@sdndannyp
Gene Swindoll, Gene's Page
@GeneSwindoll
Ben Wait, Commercial Dispatch
@bcwait

MISSISSIPPI STATE TV/RADIO ROSTER



1 Fred Thomas
SR | G | 6-5 | 210
Jackson, MS



4 Johnny Zuppardo
SR | F | 6-8 | 226
Bay St. Louis, MS



5 Joe Strugg
FR | F | 6-9 | 192
Montgomery, AL



10 Carter Holmes
SO | F | 6-0 | 185
Jackson, MS



11 Quindary Weatherspoon
FR | G | 6-4 | 202
Canton, MS



13 Xavian Stapleton
SO | G | 6-7 | 203
Flora, MS



14 Malik Newman
FR | G | 6-3 | 190
Jackson, MS



15 I.J. Ready
JR | G | 5-11 | 170
North Little Rock, AR



20 Gavin Ware
SR | F | 6-9 | 260
Starkville, MS



21 Reggie Patterson
SR | G | 6-4 | 168
Baldwyn, MS



23 Travis Daniels
SR | G | 6-7 | 225
Tuscaloosa, AL



24 Jett Jobe
FR | G | 6-4 | 181
Tuttle, OK



32 Craig Sword
SR | G | 6-3 | 197
Montgomery, AL



35 Aric Holman
FR | F | 6-10 | 212
Owensboro, KY



Ben Howland
Head Coach
1st Year



George Brooks
Assistant Coach
6th Year



Korey McCray
Assistant Coach
1st Year



Ernie Zeigler
Assistant Coach
1st Year



Jason Ludwig
Director of Operations
1st Year

TALE OF THE TAPE

2015-16 STATS	PPG	FG%	3FG%	FT%	RB	RBM	A	T	TM	S	B
Mississippi State (13-16, 6-11)	75.0	46.1	33.0	72.2	34.9	-2.1	13.8	12.6	+0.5	6.6	4.3
Auburn (11-18, 5-12)	71.3	40.0	34.5	63.0	36.7	-4.3	11.6	13.8	-0.8	5.3	4.2

Leaders	Scoring	Rebounds	Assists	Steals	Blocks
MSU	Ware, 16.0	Ware, 7.6	Ready, 4.5	Weatherspoon/Sword, 1.3	Ware, 1.1
AU	Harris, 14.0	Bowers, 9.8	Dunans, 3.5	Dunans, 1.5	Spencer, 2.1

Last Time Out For Ole Miss

- ✓ Lost to Texas A&M, 81-63.
- ✓ Tyler Harris led the Tigers with 20 points, while TJ Lang added 10.
- ✓ The Aggies won the battle of the boards, 51-27.
- ✓ Tyler Harris paced Auburn with 8 rebounds.
- ✓ Ole Miss had 12 assists and 7 blocked shots.
- ✓ AU was 22-55 shooting, 7-27 from long range. Texas A&M was 26-65, 5-20.

Last Time Out For Mississippi State

- ✓ Lost at Ole Miss, 86-78.
- ✓ Gavin Ware led MSU with 28 points.
- ✓ UM won the battle of the boards, 37-33.
- ✓ Gavine Ware hauled in 9 rebounds while I.J. Ready dished out 7 assists.
- ✓ MSU had 18 turnovers and forced 15.
- ✓ MSU had 17 assists and 12 steals.
- ✓ MSU was 27-59 shooting and 8-26 beyond the arc, while UM was 25-59, 9-23.

Next Up For MSU

March 5

March 9-13

Who: SEC Tournament | Where: Nashville, TN
Time: TBA | TV: TBA



A LOOK AT THE SEC

2015-16 SEC Standings

	SEC	Overall
Texas A&M	12-5 .706	23-7 .767
Kentucky	12-5 .706	22-8 .733
LSU	11-6 .647	18-12 .600
Vanderbilt	11-6 .647	19-11 .633
South Carolina	10-7 .588	23-7 .767
Arkansas	9-8 .529	16-14 .533
Ole Miss	9-8 .529	19-11 .633
Georgia	9-8 .529	16-12 .571
Alabama	8-9 .471	17-12 .585
Florida	8-9 .471	17-13 .567
Mississippi State	6-11 .353	13-16 .448
Tennessee	6-11 .353	13-17 .433
Auburn	5-12 .294	11-18 .379
Missouri	3-14 .177	10-20 .345

As of March 5, 2016

Recent Scores

February 27 (Saturday)
Georgia 80, Ole Miss 66
Mississippi State 68, South Carolina 58
Vanderbilt 74, Kentucky 62
Texas A&M 84, Missouri 69
Alabama 65, Auburn 57
Arkansas 75, Tennessee 65
LSU 96, Florida 81

March 1 (Tuesday)
Kentucky 88, Florida 79
Vanderbilt 86, Tennessee 69
Texas A&M 81, Auburn 63
LSU 80, Missouri 71

March 2 (Wednesday)
Ole Miss 86, Mississippi State 68
Arkansas 62, Alabama 61

March 3 (Thursday)
Georgia 74, South Carolina 72

Upcoming Games

March 5 (Saturday)
Ole Miss at Tennessee, 11 a.m.
Vanderbilt at Texas A&M, 11 a.m.
LSU at Kentucky, 1 p.m.
Auburn at Mississippi State, 1:30 p.m.
Alabama at Georgia, 3 p.m.
South Carolina at Arkansas, 4 p.m.
Florida at Missouri, 6:30 p.m.

A Look Back . . .

MSU PLAYERS VERSUS AUBURN

Player	G-GS	Mins	FGM-FGA	Pct	3GM-3GA	Pct	FTM-FTA	Pct	Rebs	Ast	TO	BS	Stl	Pts
Daniels	2-2	48	7-14	.500	1-6	.167	0-0	.000	6-3.0	2	8	1	1	15-7.5
Ready	3-2	88	16-34	.471	4-14	.286	12-12	1.000	12-4.0	6	4	0	5	48-16.0
Sword	5-5	137	22-55	.400	1-7	.143	19-29	.655	23-4.6	28	12	5	8	64-12.8
Thomas	4-3	123	9-29	.310	6-20	.300	14-17	.824	12-3.0	5	7	3	3	38-9.5
Ware	5-5	129	17-28	.607	0-0	.000	10-13	.769	30-6.0	2	7	4	2	44-8.8



Against Auburn in SEC Tournament, Craig Sword scored 21 points and had 7 rebounds.



Gavin Ware had 6 points to go along with his 3 rebounds and 2 blocks.



I.J. Ready had 18 points on 7-16 shooting to go along with his 2 assists and 2 steals.

Humphrey Coliseum History

First Game:..... Dec. 1, 1975; MSU 85, Indiana St. 82
Overall Record:..... 417-171 (.709)
Non-Conference Record:..... 206-35 (.855)
SEC Record:..... 211-136 (.608)

Humphrey Coliseum Yearly Records

Year	Attn.	Avg.	Record (SEC)
1975-76	70,081	5,006	10-4 (5-4)
1976-77	76,232	5,082	11-4 (5-4)
1977-78	72,025	5,540	11-2 (8-1)
1978-79	99,906	7,136	11-3 (7-2)
1979-80	67,209	6,721	6-4 (5-4)
1980-81	48,214	4,018	6-6 (3-6)
1981-82	56,414	4,030	7-7 (3-6)
1982-83	68,416	5,263	11-2 (7-2)
1983-84	61,508	4,393	6-8 (3-6)
1984-85	89,370	6,384	11-3 (7-2)
1985-86	43,927	3,379	4-9 (3-6)
1986-87	40,715	2,908	7-7 (3-6)
1987-88	54,074	4,160	9-4 (5-4)
1988-89	74,344	5,719	9-4 (5-4)
1989-90	74,623	5,740	9-4 (5-4)
1990-91	102,072	7,852	12-1 (8-1)
1991-92	72,142	5,549	8-5 (4-4)
1992-93	61,172	4,706	10-3 (5-3)
1993-94	88,687	6,335	10-4 (5-3)
1994-95	80,681	6,723	11-1 (7-1)
1995-96	97,996	7,538	10-3 (6-2)
1996-97	74,275	5,305	10-4 (5-3)
1997-98	77,954	5,996	7-6 (2-6)
1998-99	70,257	5,018	12-2 (6-2)
1999-00	61,764	4,412	10-4 (4-4)
2000-01	77,654	4,568	13-4 (6-2)
2001-02	79,642	5,689	13-1 (7-1)
2002-03	98,312	7,022	12-2 (7-1)
2003-04	111,940	7,996	12-2 (6-2)
2004-05	103,031	7,925	11-2 (6-2)
2005-06	90,875	5,680	11-5 (5-3)
2006-07	123,736	6,512	16-3 (6-2)
2007-08	106,672	7,111	12-3 (7-1)
2008-09	157,111	8,728	13-5 (5-3)
2009-10	116,919	6,878	13-4 (6-2)
2010-11	97,069	5,710	12-5 (5-3)
2011-12	152,363	8,019	15-4 (6-2)
2012-13	94,092	6,721	7-7 (3-6)
2013-14	123,743	6,875	11-7 (3-6)
2014-15	106,946	6,291	9-8 (3-6)
2015-16	91,616	6,544	9-5 (4-4)

vs. SEC Opponents

Opponent	GP	W	L	PCT.	Str.
Alabama	40	22	18	.564	L3
Arkansas	24	18	6	.750	W1
Auburn	39	27	12	.692	W5
Florida	28	14	14	.500	L2
Georgia	29	18	12	.600	L4
Kentucky	29	9	20	.310	L4
LSU	29	24	15	.615	W1
Missouri	3	2	1	.667	W1
Ole Miss	41	33	8	.805	W1
S. Carolina	13	10	3	.769	W1
Tennessee	29	14	16	.467	L3
Texas A&M	3	1	2	.333	L1
Vanderbilt	29	20	9	.690	W2

MSU KNOWS HOW TO WIN GAMES AT 'THE HUMP'

Over the course of the last decade, Mississippi State's Humphrey Coliseum has become a difficult venue for opposing teams. Last year, MSU was 9-8, including a 6-2 mark against non-conference foes. This year, the MSU is 9-5.

The Bulldogs have compiled a 41-season composite record of 417-171 (.709) at "The Hump" since Mississippi State's basketball facility opened prior to the 1975-76 campaign.

TRACKING MSU'S HOME SUCCESS UNDER BEN HOWLAND

Season	Overall		SEC		Non-SEC	
	Record	Win %	Record	Win %	Record	Win %
2015-16	9-5	.643	4-4	.500	5-1	.833
Totals	9-5	.643	4-4	.500	5-1	.833

A LOOK AT THE HISTORY OF HUMPHREY COLISEUM**LARGEST CROWDS
AT THE HUMP**

Crowd	Opponent	Date
10,788	Kentucky	2-16-10
10,735	Ole Miss	2-7-04
10,645	Ole Miss	2-23-02
10,541	Florida	1-7-03
10,458	Auburn	3-2-04
10,437	Alabama	2-21-04
10,432	Alabama	3-5-05
10,432	Kentucky	1-13-04
10,429	Ole Miss	2-15-03
10,421	Ole Miss	1-26-08
10,412	Ole Miss	1-13-09
10,364	Ole Miss	2-9-12
10,338	Florida	1-24-07
10,315	Kentucky	1-9-96

**INDIVIDUAL MSU
RECORDS AT THE HUMP**

Most Points Scored
40, Rickey Brown (Auburn, 3-7-77)

Most Rebounds
24, Wiley Peck (Alabama, 1-27-79)

Most Assists
15, Al Perry (Vanderbilt, 1-29-77)

**TEAM MSU
RECORDS AT THE HUMP**

Most Points Scored
123, Troy State (12-5-95)

Most Rebounds
75, Mississippi Valley St. (11-21-00)

Most Consecutive Wins
14, 1-22-03 to 1-10-04

A CLOSER LOOK AT MSU

WARE, WEATHERSPOON
ARE HOWELL FINALISTS

■ Both Gavin Ware and Quindary Weatherspoon were named finalists for the CSpire Bailey Howell Trophy, named after former Bulldog great Bailey Howell and given annually to the top collegiate male player in Mississippi.

The winner will be announced on March 7 at the Mississippi Sports Hall of Fame and Museum in Jackson.

NEWMAN, WEATHERSPOON
EARN SEC HONORS

■ Even before league play started, Malik Newman and Quindary Weatherspoon have both been tabbed freshman of the week by the SEC.

Following his 16-point, 3-rebound performance against UT Martin on Nov. 28, Weatherspoon was tabbed the SEC's Freshman of the Week. He won the honor again this week following his 24- and 15-point performances against Vanderbilt and Alabama, respectively.

He was the first MSU freshman to earn the honor since Gavin Ware and Craig Sword in 2012-13.

Newman won his honor following the 93-69 win against Northern Colorado in Jackson with his 20-point performance on 6-11 shooting.

NEWMAN 1 SHORT OF RECORD

■ Against Ole Miss in an 83-77 victory back in January, freshman guard Malik Newman found his rhythm from long range.

The Jackson, Miss., native was 7-10 from long range, scoring 20 of his 25 points in the second half.

He was one shy of the record 8, set by Winsome Frazier, Marckell Patterson, Antonio Jackson and Darryl Wilson.

WARE TABBED SEC POW

■ After scoring a career-high 26 points and grabbing 13 rebounds in the season opener against Eastern Washington, senior forward Gavin Ware was named the first SEC Player of the Week this season.

It's the second league honor for Ware, who was named SEC Freshman of the Week on Dec. 24, 2013.

He was also the first Bulldog to earn POW honors since Craig Sword on Dec. 2, 2014.

WARE MAKING REBOUNDBING MOVES

■ Senior forward Gavin Ware currently has 866 rebounds, the 5th most in school history after passing Erick Dampier at Ole Miss Wednesday.

Rebounding Chart

1. Bailey Howell	1,277
2. Jarvis Varnado	1,096
3. Rickey Brown	1,092
4. Wiley Peck	964
5. Gavin Ware	866
6. Erick Dampier	859
7. Tyrone Washington	847
8. Kalpatrick Wells	830
9. Dave Williams	772
10. Jack Houston	753
11. Jerry Graves	713
12. Leland Mitchell	705
13. Charles Rhodes	691
T14. Jamont Gordon	677
T14. Tang Hamilton	677

SWORD STEALING RECORD

■ Senior guard Craig Sword currently has 183 career steals, which ranks 4th all-time in MSU history. Ray White (1976-79) owns the record with 217.

Steals Chart

1. Ray White	217
2. Derrick Zimmerman	205
3. Dee Bost	193
4. Craig Sword	183
5. Chuck Evans	165
6. Barry Stewart	162
7. Timmy Bowers	161
8. Tony Watts	154
9. Winsome Frazier	147
10. Darryl Wilson	140

SWORD, WARE, THOMAS
MOVING UP MSU SCORING CHARTS

■ Last year, Craig Sword became the 34th player in school history to score 1,000 points for career, while earlier this year Gavin Ware became the latest member.

Sword currently ranks 12th all-time with 1,462 points. He needs just 29 more points to tie Tony Watts for the 11th most in MSU history. Ware is currently 17th with 1,350.

Then against Arkansas on Feb. 9, Fred Thomas became the 36th member.

Here's a closer look at Mississippi State's scoring history . . .

Scoring Leaders

1. Jeff Malone	2,142
2. Bailey Howell	2,030
3. Jim Ashmore	1,918
4. Rickey Brown	1,838
5. Ray White	1,652
10. Jerry Jenkins	1,503
11. Tony Watts	1,491
12. Craig Sword	1,462
T13. Ravern Johnson	1,460
T13. Cameron Burns	1,460
15. Charles Rhodes	1,451
16. Jarvis Varnado	1,403
17. Gavin Ware	1,350
17. Tang Hamilton	1,307
19. Rich Knarr	1,305
20. Timmy Bowers	1,300
21. Jack Bouldin	1,257
22. Jerry Graves	1,245
23. Erick Dampier	1,231
T24. Dave Williams	1,219
T24. Leland Mitchell	1,219
26. Mario Austin	1,199
27. Marckell Patterson	1,168
28. Gary Hooker	1,144
29. Wiley Peck	1,136
30. Greg Carter	1,123
31. Tyrone Washington	1,119
32. W.D. "Red" Stroud	1,116
33. Larry Fry	1,079
34. Lawrence Roberts	1,048
35. Greg Lockhart	1,042
36. Fred Thomas	1,026

WARE JOINS ELITE 1,000/800 CLUB

■ At LSU on Feb. 6, senior forward Gavin Ware became the 7th player in school history to record 800 rebounds and 1,000 points. He joined this club with his first rebound at the 4:17 mark of the first half.

The six other players who have achieved that

feat are Bailey Howell (2,030 pts, 1,277 rbs), Jarvis Varnado (1,403 pts, 1,096 rbs), Rickey Brown (1,838 pts, 1,092 rbs), Wiley Peck (1,136 pts, 964 rbs), Erick Dampier (1,231 pts, 859 rbs) and Tyrone Washington (1,119 pts, 847 rbs).

Ware now has 1,350 points and 866 boards.

NEWMAN, WEATHERSPOON ONE OF
TOP SCORING FRESHMAN DUOS

■ When it comes to freshman duos scoring, few are better than Malik Newman and Quindary Weatherspoon.

The two standouts are combining for 23.4 points, which is currently the 11th best in the country. Florida State's Malik Beasley and Dwayne Bacon are first at 31.4.

WEATHERSPOON RECORDS
FIRST DOUBLE-DOUBLE, THEN 2ND

■ Freshman guard Quindary Weatherspoon had quite the performance at Missouri in the Bulldogs' 76-62 win.

In addition to his 18 points, he hauled in a career-high 14 rebounds to earn his first double-double.

Then against Arkansas, he had his second double-double with 16 points, 10 rebounds.

BULLDOGS OVERCOME DEFICIT
TO BEAT VANDERBILT

■ In MSU's thrilling, 75-74 win against Vanderbilt last week, it rallied from 17 points down, the largest deficit overcome in a win since overcoming a 20-point deficit against Kentucky on Jan. 5, 2002.

The last time MSU rallied from at least 13 down was at Vanderbilt on Jan. 21, 2012, in a 78-77 victory.

ON Q AT THE BUZZER

■ Quindary Weatherspoon totaled a career-high 24 points against the Commodores and made the game-winning 3-pointer at the buzzer.

It was MSU's first buzzer beater since Brian Bryant made a 15-foot jumper at South Carolina on Feb. 29, 2012.

WEATHERSPOON, NEWMAN
CLIMBING FRESHMAN CHARTS

■ With each game, guards Quindary Weatherspoon and Malik Newman are moving up the freshman record books.

Here is their breakdown of the various categories this talented due rank in the Top 10 . . .

Points Scored

7. Quindary Weatherspoon 351

Scoring Average

6. Quindary Weatherspoon 12.1
8. Malik Newman 11.3

Steals

7. Quindary Weatherspoon 39

Field Goals Made

8. Quindary Weatherspoon 128

3-Point Field Goals Made

3. Malik Newman 57
7. Quindary Weatherspoon 39

3-Point Field Goals Attempted

4. Malik Newman 153
8. Quindary Weatherspoon 101

2015-16 MISSISSIPPI STATE NOTES

CLOSE GAMES WITH OLE MISS

■ A close look at the recent history with Ole Miss reveals one common theme — the games have been tightly contested.

Seven of the last 11 outings have been decided by 8 points or less, including this year's games with MSU's 83-77 win and Ole Miss' 86-78 victory on Wednesday in Oxford.

WARE ON THE BLOCKS,
NOW IN TOP 10

■ Gavin Ware now has 98 blocked shots for his career, 8th most in school history.

The senior from Starkville needs just two more to become the 8th player at MSU to have 100 for a career.

BULLDOGS COLLECT
IMPRESSIVE ROAD WIN

■ At Missouri on Jan. 30, Mississippi State snapped an 8-game road losing streak with a 76-62 victory in a contest it led from start to finish.

It marked the first road win since MSU won there a year ago.

The 14-point victory was also the largest in SEC road action since MSU defeated Arkansas 70-56 at Bud Walton Arena on Jan. 10, 2009.

READY HAS FIRST DOUBLE-DOUBLE

■ Junior guard I.J. Ready posted his first double-double against Missouri State in Puerto Rico with 13 points and a career-high 11 assists.

SWORD, WARE LEAD SEC

■ Of all current players in the SEC, Craig Sword leads all scorers with 1,462 points, while Gavin Ware is tops with 866 rebounds. Ware is also third with 1,350 points. In addition, Sword has 183 steals, second only to Texas A&M's Alex Caruso, who has 263.

DOGS, FOE SHOOT 50 PERCENT +

■ Twice this season, both Mississippi State and its opponents have shot 50 percent or better from the floor.

The first time was in the season opener when MSU was .621 (41-66) and Eastern Washington was .508 (33-65).

At Kentucky last Month, the Bulldogs were .529 (27-51), while the Wildcats were .509 (28-55).

PRESEASON ALL-SEC & POLL

■ In the preseason polls voted on by the media, freshman Malik Newman was tabbed second-team All-SEC. Last March, senior guard Craig Sword earned second-team honors but didn't make the preseason list this year.

As a team, the Bulldogs were picked to finish 8th under first-year coach Ben Howland.

In the Coaches Poll, both Sword and Newman were named second-team All-SEC.

Preseason Poll

- | | |
|-------------------|----------------------|
| 1. Kentucky | 8. Mississippi State |
| 2. Vanderbilt | 9. Ole Miss |
| 3. Texas A&M | 10. Auburn |
| 4. LSU | 11. Arkansas |
| 5. Georgia | 12. Tennessee |
| 6. Florida | 13. Alabama |
| 7. South Carolina | 14. Missouri |

MSU COACHING DEBUTS

■ Since 1948, Mississippi State has had 10 head coaches. Of the group, only five have had winning seasons in their first year at the helm.

And of that group, only one had 20 wins, and that was Rick Stansbury in 1999 when the Bulldogs posted a 20-13 ledger en route to advancing to the NIT, where they lost to Colorado State in the opening round, 69-56.

Coaching Debuts in Modern Era

1948	Paul Gregory	6-12
1956	Babe McCarthy	12-12
1966	Joe Dan Gold	14-11
1971	Kermit Davis	15-10
1978	Ron Greene	18-9
1979	Jim Hatfield	19-9
1982	Bob Boyd	8-19
1987	Richard Williams	7-21
1999	Rick Stansbury	20-13
2013	Rick Ray	10-22
2016	Ben Howland	13-16

A LOOK AT MSU vs. RANKED FOES

■ Following the loss at No. 21 Texas A&M Wednesday, MSU has dropped 14-straight games to ranked opponents and 16 out of the last 19.

Below is a closer look at those games.

Date	Team	Score	Rank
02-24-16	Texas A&M	L, 68-66	21
01-26-16	South Carolina	L, 84-74	22
01-12-16	Kentucky	L, 80-74	13
01-06-16	Texas A&M	L, 61-60	21
02-25-15	Kentucky	L, 74-56	1
02-21-15	Arkansas	L, 65-61	17
01-20-14	Florida	L, 62-51	3
01-08-14	Kentucky	L, 85-63	14
02-09-13	Florida	L, 83-55	2
02-06-13	Ole Miss	L, 93-75	23
01-26-13	Florida	L, 82-47	7
11-19-12	North Carolina	L, 95-49	11
02-21-12	Kentucky	L, 73-64	1
02-28-12	Florida	L, 69-57	13
11-18-11	Arizona	W, 67-57	15
11-17-11	Texas A&M	W, 69-60	18
02-29-11	Florida	W, 71-64	24
02-27-11	Vanderbilt	L, 81-74	19
03-14-10	Kentucky	L, 75-74 (ot)	2

NEWMAN ONE OF 50 NAMED
TO WOODEN WATCH LIST

■ Malik Newman has been named to the Men's Preseason Top 50 Wooden Award watch list.

He's in his first season at MSU after a standout prep career that saw him become a McDonald's All-American and ranked the No. 1 shooting guard in the country by ESPN after leading Callaway to four-straight state titles. The Jackson, Miss., native made his Bulldog debut against Southern on Nov. 16, tallying 6 points, 3 assists and 2 rebounds. On the year, he's averaging 11.3 points after totaling 3 points Wednesday at Ole Miss in an 86-78 loss.

On the women's side, Victoria Vivians is on the Wooden Award Women's Preseason Top 30 watch list to make MSU one of only nine schools in the nation, including one of just two SEC programs, to boast candidates on each list.

Newman is also one of 50 players on the Naismith Trophy early season watch list.

STALEY NO LONGER ON ROSTER

■ After joining the team in December, Elijah Staley is no longer on the roster.

The freshman from Marietta, Ga., has decided to fully concentrate on football, where last year he was the backup quarterback.

He saw his first basketball action at Florida State, where in 6 minutes of action, he had one rebound and 1 steal and missed his lone field goal attempt.

He scored his first point against North Carolina Central on a free throw late in the second half.

In football, he appeared in two games this past season and rushed for 18 yards. He was also with the team for the 51-28 Belk Bowl win against N.C. State.

A year ago, he briefly practiced with the basketball team once football concluded, but a knee injury sidelined him in January.

HOUSTON, NDOYE ALSO LEAVE TEAM

■ Sophomore forwards Demetrius Houston and Fallou Ndoeye are no longer on the team.

Houston appeared in just one game this season, scoring 2 points against Eastern Washington. Ndoeye played in six games and had 2 points and 7 rebounds.

STELLAR DEFENSIVE EFFORT

■ In the win against N.C. Central, MSU limited the Eagles to 48 points on 17-72 shooting. The .236 shooting percent was the lowest for an MSU opponent since LSU (.212, 14-66) on 1-9-08 in Baton Rouge and the fewest points the Bulldogs have allowed this season.

The last foe to shoot below 28 percent was Texas-San Antonio (.273, 15-55) on 12-4-12.

MSU YIELDS 105 POINTS TO MIAMI

■ In the opening round of the Puerto Rico Tip-Off, Mississippi State dropped a 105-79 decision to the Miami Hurricanes.

It was the first time the Bulldogs allowed 100-plus points since a 101-96 setback to UMass in overtime on 3-13-12.

It was the 35th time in school history a team has scored 100-plus points against MSU.

ARKANSAS SOLID FROM LONG RANGE

■ In the Bulldogs' 82-78 loss at Arkansas, the Razorbacks were 16-24 beyond the arc, with Dusty Hannahs connecting on 8 of his 13 attempts.

That's the most by a team since Troy drained 17 in 2005-06 and the most by an individual since Ole Miss' Stefan Moody made 8 last year.

But in the rematch last week, it was a different story as the Razorbacks were just 1-10 in MSU's 78-46 win.

MSU SHOOTS LIGHTS OUT VS. EWU

■ Against Eastern Washington in a 106-88 victory, MSU shot 62.1 percent (41-66) from the floor. It was the first time it shot 60 percent or better since hitting 60.4 percent (29-48) against Auburn on Feb. 4, 2012.

It also marked the first time the Bulldogs scored 100 points in a season opener for the first time since opening the 1998-99 campaign with a 105-53 win against Arkansas-Pine Bluff.

All-time, the Bulldogs have eclipsed the 100-point mark 53 times.

2015-16 MISSISSIPPI STATE NOTES

HIGH FREE THROW PERCENTAGE

■ Mississippi State is currently second in the SEC and 81st nationally with its .722 free throw percentage. The school record is 76.9 percent in 1967-68. The Bulldogs haven't eclipsed .700 since 2011-12 when they were .710.

At Ole Miss Wednesday, MSU was 16-20.

TENNESSEE FAILS TO COLLECT A STEAL

■ In Tennessee's 80-75 win against MSU on Jan. 16 at Humphrey Coliseum, the Volunteers failed to collect a steal.

The last time an opponent failed to collect a steal was Texas A&M-Corpus Christi on 12-21-07. The Bulldogs won that game in Corpus Christi, 95-70.

SEASON HIGHS IN ASSISTS AND AT FREE THROW LINE

■ Against Northern Colorado in a 91-68 win in Jackson on Dec. 23, the Bulldogs recorded a season-high 21 assists.

I.J. Ready accounted for 11 assists, which tied his career best set against Missouri State in Puerto Rico back in November.

The Bulldogs also had a season high with 21 made free throws.

OVERTIME AFFAIR

■ In the 82-80 loss to Alabama back in February, the game went into overtime.

It was the first overtime outing for MSU since beating Texas A&M at Humphrey Coliseum, 81-72.

MSU is now 60-50 all-time in overtime.

FIVE SENIORS RETURN

■ Mississippi State's roster features five seniors — Travis Daniels, Craig Sword, Fred Thomas, Gavin Ware and Johnny Zuppardo.

In the SEC, only Texas A&M has more seniors with six.

ALABAMA ROSTER FLAVOR

■ A quick glance at Mississippi State's roster reveals one very strong common thread — the state of Alabama.

Player wise, the roster features three players from Alabama — Travis Daniels, Joe Strugg and Craig Sword.

In addition, the coaching staff has one tie in George Brooks, a native of Lafayette, Ala.

BULLDOGS SIGN 6 IN NOVEMBER

■ Mississippi State took advantage of the early signing period on Nov. 11 and signed six players — one 5-star and five 4-stars — to give MSU one of its best classes in school history.

5-star standout Mario Kegler, a Mississippi native and former Callaway teammate with Malik Newman, is in his final year at Oak Hill Academy in Virginia. He is joined by heralded 4-stars Abdul Ado (Chattanooga, Tenn.), Tyson Carter (Starkville, Miss.), Lamar Peters (New Orleans), Eli Wright (Owensboro, Ky.) and Schnider Herard (Plano, Texas).

In the rankings, they are 4th by Rivals, 5th by Scout and 6th by ESPN and 247 Sports. Three signees rank in ESPN's Top 100 — Kegler (32), Herard (62) and Ado (68).

BULLDOGS INVITED TO CHARLESTON

■ Mississippi State will participate in the 2016 Gildan Charleston Classic next November.

The other teams competing are Boise State, College of Charleston, Central Florida, UTEP, Villanova, Wake Forest and Western Michigan.

BREAKDOWN OF GAMES IN JACKSON

■ Mississippi State is now 17-6 all-time at Mississippi Coliseum following the Dec. 23 win against Northern Colorado. Here's the breakdown . . .

DATE	OPPONENT	W/L	SCORE
12-15-62	Memphis State	W	77-66
01-28-63	Southern Miss	W	62-52
12-14-63	Memphis State	L	73-65
12-16-63	Southern Miss	L	65-60
12-29-64	Mississippi College	L	72-57
12-30-64	Delta State	W	82-63
01-28-65	Arkansas	L	84-69
12-18-78	Iowa State	W	80-70
12-15-80	Southern Miss	L	68-53
11-30-85	Jackson State	W	77-62
12-16-87	McNeese State	W	76-66
11-17-98	Arkansas-Pine Bluff	W	105-53
12-18-02	Georgia State	W	78-54
12-22-04	Jacksonville State	W	95-53
12-15-05	Jacksonville State	W	104-80
12-21-06	New Orleans	W	89-63
01-05-08	Lafayette	W	77-53
12-22-08	Nicholls State	W	77-68
12-22-09	Centenary	W	88-51
12-22-11	Northwestern State	W	82-67
12-22-13	Central Arkansas	W	79-72
12-20-14	USC Upstate	L	53-51
12-23-15	Northern Colorado	W	93-69

A HOMECOMING OF SORTS

■ When Mississippi State defeated Northern Colorado 93-69 on Dec. 23, it was a homecoming for five MSU players.

The players are Fred Thomas (Jackson), Carter Holmes (Jackson), Quindary Weatherspoon (Canton), Xavian Stapleton (Flora) and Malik Newman (Jackson). Newman, Thomas and Weatherspoon combined for 43 points.

THROWBACK UNIFORMS

■ Against Tennessee on Jan. 16, MSU wore throwback uniforms for the first time honoring the 1963 team.

That was the first NCAA Tournament trip in program history, but the Bulldogs had to sneak out of town for the trip to East Lansing, Mich., to play Loyola-Chicago due to an unwritten law in Mississippi preventing colleges to compete against teams with African-American players.

HOWLAND UNDERSTANDS

IMPORTANCE OF RIVALRY GAMES

■ In his three power conference stops, Ben Howland has enjoyed great success against his respective school's biggest rival.

While at Pittsburgh, he was 5-4 against West Virginia. Then at UCLA, he was 14-9 against Southern Cal.

And now at Mississippi State, he's 1-1 against Ole Miss following the 83-77 win at Humphrey Coliseum back in January and the 86-78 setback to the Rebels on Wednesday in Oxford.

Overall, he's now 20-14 in those rival games.

SOUTH CAROLINA DOMINANT ON THE BOARDS

■ South Carolina had a productive day rebounding in its 84-74 win against Mississippi State last month.

The Gamecocks hauled in 51 boards, while the Bulldogs had just 25.

That was the most rebounds MSU has allowed this year, while the 26 differential was the most since Mississippi State was outrebounded by Vanderbilt 51-17 (34) on Feb. 23, 2013, at the Hump.

DOGS IMPRESSIVE AGAINST ARKANSAS

■ In the Bulldogs' 78-46 win against Arkansas on Feb. 9, it was the first time the Bulldogs held a SEC foe below 50 points since Georgia on Jan. 12, 2008, in a 60-49 win.

The Razorbacks 46 points, 16 field goals, one 3-pointer and .222 shooting percentage were the fewest MSU has allowed this year on those respective categories.

TWO DOUBLE-DOUBLES, ONE GAME

■ Also for the first time this year against Arkansas, the Bulldogs had two players record a double-double in the same game.

Gavin Ware had 21 points and 10 rebounds, while Quindary Weatherspoon totaled 16 points and 10 boards.

FIRST LOSS WHEN UP AT THE HALF

■ At Florida, Mississippi State lost for the first time in seven games when leading at the half.

The Bulldogs led 42-37 at the break.

SEASON-OPENING SELLOUT

■ Mississippi State ushered in the Ben Howland era with a sellout against Eastern Washington.

It was the Bulldogs' first sellout since Feb. 21, 2012, against Kentucky.

MSU's game against the Eagles also featured a double-digit rally from 10 points down. Only once last year did MSU overcome a double-digit deficit to post a win — 12 vs. Vanderbilt.

A CLOSER LOOK AT SEC OPENERS

■ Mississippi State is now 45-38 all-time in SEC openers, with three-straight losses. At home, the Bulldogs are 30-18. On the road, they are 15-19. In neutral site affairs, MSU is 0-1.

MSU has played Auburn the most (21 games), while the Bulldogs have collected 10 wins against Auburn and LSU to lead the way. The most losses have come to Auburn (11).

Last year, MSU opened with Tennessee at the Hump, dropping a 61-47 decision.

Team	Record
Alabama	2-4
Arkansas.....	3-1
Auburn.....	10-11
Florida.....	5-7
Georgia.....	1-1
Kentucky.....	2-3
LSU.....	10-1
Ole Miss.....	3-1
South Carolina.....	3-0
Tennessee	3-4
Vanderbilt.....	3-3
Texas A&M.....	0-1

2015-16 MISSISSIPPI STATE NOTES

MOODY'S 40-PLUS FIRST AGAINST MSU SINCE 2010

■ In Mississippi State's 86-78 setback at Ole Miss on Wednesday, Rebels guard Stefan Moody totaled a career-high 43 points.

In was the first time an opposing player totaled 40-plus since Appalachian State's Donald Sims had 40 on Nov. 19, 2010, and the most since Vanderbilt's Shan Foster had 42 in overtime on March 5, 2008.

PUTTING UP SHOTS

■ Feb. 2 against Alabama, Mississippi State attempted 71 field goal attempts.

That was the most in a single game since also having 71 against Troy on Dec. 10, 2011.

MSU ENDS STREAK AT ALABAMA

■ Mississippi State's win at Alabama on Feb. 20 ended several streaks.

First, the Bulldogs snapped an overall 6-game losing streak to the Crimson Tide.

In addition, MSU ended a six-game slide in Coleman Coliseum, dating back to 2008.

HOWLAND LOOKING TO JOIN ELITE CLUB IN TERMS OF NCAA

■ Ben Howland enters his first season at Mississippi State looking to achieve a feat only 12 coaches have ever done, and that's lead four different teams to the NCAA Tournament.

Howland has already guided Northern Arizona, Pittsburgh and UCLA to the Big Dance.

The first 12 coaches to do so are Lon Kruger, Steve Alford, John Beilein, Lefty Driesell, Cliff Ellis, Larry Eustachy, Jim Harrick, Fran McCaffery, Tom Penders, Tubby Smith, Rick Pitino and Eddie Sutton.

AUSTIN NAMED 2016 SEC LEGEND

■ Mario Austin has been named the 2016 SEC Legend.

Austin, a native of York, Ala., played for the Bulldogs from 2001-03 and led MSU to the 2002 SEC Tournament title and two NCAA Tournaments.

The All-SEC standout currently ranks 24th all-time with 1,199 points

He'll be recognized at the SEC Tournament next March in Nashville.

All-Time MSU Legends

1999: Bailey Howell

2000: Jim Ashmore

2001: W.D. Stroud

2002: Jeff Malone

2003: Joe Dan Gold

2004: Greg Carter

2005: Jack Bouldin

2006: Rickey Brown

2007: Richard Williams

2008: Wiley Peck

2009: Tony Watts

2010: Kermit Davis

2011: Darryl Wilson

2012: Chuck Evans

2013: Horatio Webster

2014: Erick Dampier

2015: Doug Hutton

2016: Mario Austin

2015-16 MISSISSIPPI STATE MISCELLANEOUS STATS/SEC STANDINGS

CHARTING THE BULLDOGS

Dunks			Scored First Points		
Gavin Ware	37		Gavin Ware	11	
Craig Sword	15		Craig Sword	7	
Quinnndary Weatherspoon	10		Quinnndary Weatherspoon	4	
Fred Thomas	6		Travis Daniels	2	
Travis Daniels	4		Malik Newman	2	
Aric Holman	1		I.J. Ready	2	
Fallou Ndoeye	1		Aric Holman	1	
Malik Newman	1				
Charges Drawn			How First Points Were Scored		
Craig Sword	14		3-pointer	7	
Fred Thomas	8		Jumper	9	
Johnny Zuppardo	5		Layup	9	
Quinnndary Weatherspoon	3		Dunk	1	
Fallou Ndoeye	2		Free Throw	3	
Travis Daniels	1				
I.J. Ready	1				
Point Distribution (%)			Final Three Minutes From FT Line		
Senior	1,219 (56.0)		Craig Sword	12-19 (.632)	
Junior	260 (12.0)		I.J. Ready	12-16 (.750)	
Sophomore	4 (0.2)		Gavin Ware	8-12 (.667)	
Freshman	692 (31.8)		Fred Thomas	6-6 (1.000)	
TOTAL:	2,175		Q. Weatherspoon	6-8 (.750)	
			Reggie Patterson	2-3 (.667)	
			Elijah Staley	1-2 (.500)	
			Malik Newman	3-8 (.375)	
			Travis Daniels	2-6 (.333)	
First Sub			TOTAL	52-80 (.650)	
Johnny Zuppardo	14		Opponent Total	88-133 (.662)	
Quinnndary Weatherspoon	9				
Fred Thomas	7				
Aric Holman	6				
Malik Newman	4				
Gavin Ware	3				
I.J. Ready	2				
Fallou Ndoeye	1				

DIFFERENCE BETWEEN WINNING AND LOSING

Wins	Stat	Losses
79.4	Points	71.4
64.3	Opp. Points	79.7
+15.1	Scoring Margin	-8.2
51.3	FG%	42.1
38.9	Opp. FG%	46.7
35.0	3FG%	31.5
28.0	Opp. 3FG%	39.4
72.6	FT%	71.9
65.5	Opp. FT%	70.4
36.5	Rebounds	33.7
35.4	Opp. Rebounds	38.4
+1.1	Rebound Margin	-4.7
15.9	Assists	12.2
11.6	Turnovers	13.3
+0.8	Turnover Margin	+0.3
6.7	Steals	6.4
4.7	Blocks	4.1

BULLDOGS IN SEC

CATEGORY	RANK
Scoring offense	8
Scoring defense	10
FG%	4
FG% defense	11
3PT FG%	12
3PT FG% defense	8
FT%	2
Rebounds	14
Rebounds allowed	8
Rebound margin	12
Assists	6
Blocked shots	9
Steals	6
Turnover margin	9
Assist/Turnover ratio	8

SEASON AND CAREER TOTALS

2015-16 Career			2015-16 Career			2015-16 Career		
Double-Digit Scoring			Double-Doubles			5+ Made Free Throws		
Gavin Ware	24 (12-12)	68 (32-36)	Gavin Ware	8 (6-2)	20 (15-5)	Craig Sword	6 (1-5)	28 (13-15)
Craig Sword	22 (9-13)	74 (32-42)	Quinnndary Weatherspoon	2 (2-0)	2 (2-0)	Fred Thomas		12 (8-4)
Fred Thomas	4 (3-1)	43 (23-20)	I.J. Ready	1 (1-0)	1 (1-0)	Gavin Ware	5 (2-3)	16 (8-8)
I.J. Ready	9 (5-4)	25 (12-13)	3+ 3-Pointers			Travis Daniels		2 (1-1)
Travis Daniels	4 (3-1)	12 (7-5)	Fred Thomas	1 (0-1)	18 (8-10)	I.J. Ready	2 (1-1)	3 (2-1)
Malik Newman	15 (6-9)	15 (6-9)	I.J. Ready	2 (0-2)	6 (1-5)	Malik Newman	2 (1-1)	2 (1-1)
Quinnndary Weatherspoon	19 (10-9)	19 (10-9)	Travis Daniels	1 (0-1)	3 (1-2)	Quinnndary Weatherspoon	2 (2-0)	2 (2-0)
Fallou Ndoeye		1 (0-1)	Quinnndary Weatherspoon	5 (2-3)	5 (2-3)	<i>Note: Record in games in ()</i>		
20+ Points			Craig Sword	1 (0-1)	5 (1-4)			
Gavin Ware	8 (4-4)	12 (8-4)	Malik Newman	8 (4-4)	8 (4-4)			
Craig Sword	5 (0-5)	19 (7-12)	10+ 3-Point Attempt Games					
Malik Newman	2 (2-0)	2 (2-0)	Malik Newman	1 (1-0)	1 (1-0)			
Quinnndary Weatherspoon	2 (1-1)	2 (1-1)	Fred Thomas		1 (0-1)			
Fred Thomas		2 (2-0)	3+ Steal Games					
Travis Daniels		1 (1-0)	I.J. Ready	3 (2-1)	11 (7-4)			
I.J. Ready	3 (1-2)	3 (1-2)	Fred Thomas		14 (8-6)			
30+ Points			Craig Sword	3 (2-1)	20 (9-11)			
Craig Sword		1 (0-1)	Gavin Ware	3 (1-2)	4 (2-2)			
10+ Rebounds			Demetrius Houston		2 (1-1)			
Gavin Ware	8 (6-2)	24 (18-6)	5+ Block Games					
Travis Daniels	2 (1-1)	2 (1-1)	Ware	1 (1-0)	2 (1-1)			
Quinnndary Weatherspoon	2 (2-0)	2 (2-0)						



Ben Howland

20th Season Overall

1st Season At Mississippi State

414-222 (13-16 at MSU)

- On March 23, 2015, Ben Howland was named the 20th head coach in Mississippi State history.
- In four different stints as a head coach, Howland has a 414-222 record – Northern Arizona (79-59), Pittsburgh (89-40), UCLA (233-107) and Mississippi State (13-16).
- Led UCLA to three-consecutive Final Fours.

- In 2006, the Bruins played Florida for the national championship.
- In 2008, Howland became one of three coaches in NCAA Division I history to win at least 30 games in three-straight seasons, joining Adolph Rupp (Kentucky 1947-49) and John Calipari (Memphis, 2006-08).
- During his 10-year tenure at UCLA, the Bruins went to the NCAA Tournament seven times and won four Pac-10 regular-season crowns, while having 18 players drafted by NBA teams.
- His 97 victories from 2006-08 stand as the most by any UCLA head coach in a three-year span.
- Has been a Conference Coach of the Year in the Pac-10, Big East and Big Sky.
- His final two years at Pitt, the Panthers went 57-11 and reached the Sweet 16 both years.
- In 2003, Pittsburgh won the Big East Tournament crown and held the nation's No. 2 ranking for eight weeks in the Associated Press poll before ending the year at No. 4.
- In 2002, Howland guided the Panthers to a school-record 29 wins en route to becoming the school's first coach in 26 years to garner National Coach of the Year honors.
- Howland's first coaching gig was at Northern Arizona, where his last three teams posted 20-plus win seasons.
- In 1997, the Lumberjacks had a school-record 21 victories, captured the Big Sky regular-season title and played in the NIT.
- In 1998, Howland guided NAU to its first NCAA Tournament after capturing the Big Sky Tournament championship and second-straight regular-season crown.
- Howland spent one year as a graduate assistant at Gonzaga (1981) before becoming an assistant at California-Santa Barbara from 1982-94.
- Played two years at Santa Barbara College before transferring to Weber State, where he earned his degree in physical education in 1979.
- Howland and his wife, Kim, a former Weber State cheerleader, have two children – Meredith and Adam (Brittney) – and two grandsons, Benjamin Clark Howland II and Elijah Howland.



Howland's Year-By-Year Record

Northern Arizona (1994-99)

Year	Overall	Big Sky Record	Postseason
1995	9-17	4-10 (7th)	
1996	7-19	3-11 (7th)	
1997	21-7	13-1 (1st)	NIT First Round
1998	21-8	12-2 (1st)	NCAA First Round
1999	21-8	12-4 (2nd)	
Totals	79-59 (.572)	44-28 (.611)	

Pittsburgh (2000-03)

Year	Overall	Big East Record	Postseason
2000	13-15	5-11 (11th)	
2001	19-14	7-9 (5th West)	NIT Second Round
2002	29-6	13-3 (1st West)	NCAA Sweet 16
2003	28-5	13-3 (T1st West)	NCAA Sweet 16
Totals	89-40 (.690)	38-26 (.594)	

UCLA (2004-13)

Year	Overall	Pac-10/12 Record	Postseason
2004	11-17	7-11 (1T7th)	
2005	18-11	11-7 (T3rd)	NCAA First Round
2006	32-7	14-4 (1st)	NCAA Runner-up
2007	30-6	15-3 (1st)	NCAA Final Four
2008	35-4	16-2 (1st)	NCAA Final Four
2009	26-9	13-5 (2nd)	NCAA Second Round
2010	14-18	8-10 (T5th)	
2011	23-11	13-5 (2nd)	NCAA Second Round
2012	19-14	11-7 (T5th)	
2013	25-10	13-5 (1st)	NCAA First Round
Totals	233-107 (.685)	121-59 (.672)	

Mississippi State (2016)

Year	Overall	SEC Record	Postseason
2016	13-16	6-11	
Totals	13-16 (.448)	6-11 (.353)	
OVERALL	414-222 (.651)		

Alabama	2-1	New Orleans	2-0
Albany	1-0	Norfolk State	2-0
Appalachian State	1-0	North Carolina AT&T	1-0
Arizona	14-11	North Carolina Central	1-0
Arizona State	17-8	Northern Arizona	1-0
Arkansas	1-2	Northern Colorado	1-0
Arkansas-Pine Bluff	1-0	Notre Dame	5-8
Belmont	1-0	Oakland	2-0
Boise State	0-4	Occidental College	1-0
Boston College	4-2	Ohio State	2-0
Butler	0-1	Ole Miss	1-1
BYU	2-0	Oral Roberts	0-2
Cal Poly	2-2	Oregon	12-8
Cal State Bakersfield	1-0	Oregon State	16-4
Cal State Fullerton	1-1	Pacific	1-0
Cal State Northridge	9-2	Penn State	2-1
CSU San Bernardino	1-0	Pennsylvania	1-0
California	17-10	Pepperdine	4-0
Central Conn. State	1-0	Pittsburgh	1-0
Chaminade (Hawaii)	3-0	Portland	0-1
Chicago State	1-0	Portland State	5-3
Cincinnati	0-1	Prairie View A&M	2-0
Co. of Notre Dame	1-0	Providence	3-1
Colorado	2-0	Rhode Island	2-0
Colorado College	2-0	Richmond	1-0
Colorado State	1-0	Robert Morris	4-0
Concordia (Calif.)	0-1	Rutgers	6-1
Connecticut	2-3	Sacramento State	7-2
Coppin State	1-0	Sam Houston State	2-1
Davidson	1-0	San Diego	0-3
Delaware State	2-0	San Diego State	0-1
DePaul	1-0	San Jose State	1-0
Drexel	1-0	Savannah State	1-0
Duquesne	3-1	Seton Hall	5-2
East Carolina	0-1	Sonoma State	1-0
Eastern Illinois	1-0	South Carolina	1-1
Eastern Washington	11-1	South Florida	0-1
Elon	1-0	Southeast Louisiana	1-0
Florida	0-4	Southern University	0-1
Florida International	2-1	Southern Cal	14-9
Florida State	0-1	Southern Illinois	1-0
Fresno State	1-0	Southern Utah	3-1
George Mason	1-0	Southwest Texas	0-1
George Washington	1-0	St. Bonaventure	2-0
Georgetown	5-4	St. Francis (N.Y.)	2-0
Georgia	1-2	St. Francis (Pa.)	4-0
Georgia Tech	1-0	St. Johns	2-3
Gonzaga	1-0	St. Martin's	1-0
Idaho	1-3	Stanford	14-7
Idaho State	8-3	Stephen F. Austin	1-1
Illinois State	1-0	Syracuse	4-5
Indiana	2-0	Temple	1-0
Indiana State	1-0	Tennessee	0-2
IUPUI	1-0	Tennessee Martin	1-0
James Madison	1-0	Texas	1-3
Kansas	1-3	Texas A&M	2-2
Kent State	0-1	Texas Arlington	1-1
Kentucky	1-2	Texas Tech	0-2
Long Beach State	3-1	Texas Pan American	2-0
Louisiana Tech	1-0	Texas Southern	1-0
Loyola Marymount	3-2	Tulane	1-0
LSU	1-1	UC Davis	3-0
Marist	1-0	UC Irvine	5-1
Marquette	0-1	UC Riverside	2-0
Maryland	1-0	UC Santa Barbara	0-1
McNeese State	1-0	UCLA	0-1
Memphis	1-2	UNLV	0-1
Mercer	1-0	Utah	2-1
Miami	3-4	Vanderbilt	1-0
Miami (OH)	1-0	Vermont	1-0
Michigan	4-3	Villanova	3-3
Michigan State	3-1	VCU	1-3
Middle Tenn. State	0-1	Virginia Tech	2-0
Minnesota	0-1	Wagner	2-0
Mississippi State	0-2	Washington	10-11
Missouri-Kansas City	0-1	Washington State	18-3
MVSU	1-0	Weber State	3-9
Missouri	2-0	West Virginia	5-4
Missouri State	1-0	Western Illinois	2-0
Montana	6-5	Western Kentucky	1-0
Montana State	9-3	Western Oregon	1-0
Montana Tech	1-0	Wright State	1-0
Morgan State	1-0	Wyoming	1-0
Morris Brown	1-0	Xavier	1-0
N. Mexico Highlands	1-0	Yale	1-0
Nebraska	1-1	Youngstown State	1-0
Nevada	1-0		
New Mexico State	2-0	TOTAL:	414-222

MISSISSIPPI STATE BY THE NUMBERS

GAME-BY-GAME SPECIALTY STATS (MSU First)					
<u>Opponent</u>	<u>Paint</u>	<u>Off TO</u>	<u>2nd Chance</u>	<u>Fast Break</u>	<u>Bench</u>
Eastern Washington	54/52	17/12	19/10	12/4	20/8
Southern	20/34	10/24	8/10	2/10	16/23
Miami	32/46	10/26	5/17	6/8	25/50
Texas Tech	36/40	9/20	18/16	12/11	17/19
Missouri State	40/24	22/13	10/13	10/4	11/24
UT Martin	40/30	16/9	19/8	12/2	23/18
Texas Southern	46/40	21/6	15/18	10/2	19/11
UMKC	22/38	21/9	16/5	6/8	12/23
Florida State	26/42	12/19	12/23	7/6	11/27
Tulane	24/36	14/6	7/12	6/4	19/12
Northern Colorado	42/22	27/7	9/6	8/4	36/27
N.C. Central	40/18	17/1	7/21	6/2	23/20
Texas A&M	22/16	9/12	9/16	0/2	15/17
Arkansas	28/14	22/20	14/5	6/2	13/5
Kentucky	30/30	23/25	4/11	6/11	19/15
Tennessee	34/18	10/6	15/9	2/2	7/5
Florida	30/30	20/6	7/10	15/2	10/15
Ole Miss	28/28	14/18	8/7	6/4	9/13
South Carolina	18/36	22/18	13/14	13/4	4/18
Missouri	34/30	15/12	13/8	8/8	9/24
Alabama	50/30	23/15	16/17	10/2	46/19
LSU	28/32	11/9	14/11	2/4	20/32
Arkansas	36/28	19/16	8/15	12/0	20/22
Georgia	14/34	29/11	15/10	2/2	14/8
Vanderbilt	42/26	12/8	11/10	4/2	28/6
Alabama	22/26	19/9	8/10	4/0	14/26
Texas A&M	22/36	7/13	11/10	4/7	13/19
South Carolina	32/30	24/15	9/16	15/2	21/12
Ole Miss	36/30	20/17	12/17	4/4	11/10
Auburn					
SECT					

GAME-BY-GAME LEAD/DEFICIT			
<u>Opponent</u>	<u>Largest Lead</u>	<u>Largest Deficit</u>	<u>Final Score</u>
Eastern Washington	21 (95-74, 2nd)	10 (33-43, 1st)	W, 106-88
Southern	4 (61-57, 2nd)	8 (61-69, 2nd)	L, 76-72
Miami	2 (2-0, 1st)	31 (70-101, 2nd)	L, 105-79
Texas Tech	7 (22-15, 1st)	13 (24-37, 1st)	L, 74-72
Missouri State	20 (42-22, 1st)	Never Trailed	W, 84-70
UT Martin	25 (73-48, 1st)	2 (0-2, 1st)	W, 76-51
Texas Southern	15 (54-39, 2nd)	5 (5-10, 1st)	W, 86-73
UMKC	3 (3-0, 1st)	8 (12-20, 1st)	L, 72-67
Florida State	7 (15-8, 1st)	24 (61-85, 2nd)	L, 90-66
Tulane	10 (66-56, 2nd)	9 (45-54, 2nd)	W, 69-59
Northern Colorado	31 (92-50, 2nd)	5 (0-5, 1st)	W, 93-69
N.C. Central	31 (68-37, 2nd)	Never Trailed	W, 71-48
Texas A&M	9 (20-11, 1st)	5 (25-30, 2nd)	L, 61-60
Arkansas	2 (2-0, 1st)	17 (63-80, 2nd)	L, 82-68
Kentucky	5 (5-0, 1st)	20 (33-53, 2nd)	L, 80-74
Tennessee	1 (7-6, 1st)	12 (9-21, 1st)	L, 80-75
Florida	11 (56-45, 2nd)	8 (24-32, 1st)	L, 81-78
Ole Miss	12 (75-63, 2nd)	6 (32-38, 1st)	W, 83-77
South Carolina	4 (5-1, 1st)	14 (36-50, 2nd)	L, 84-74
Missouri	22 (50-28, 2nd)	Never Trailed	W, 76-62
Alabama	7 (64-57, 2nd)	9 (42-51, 2nd)	L, 82-80
LSU	14 (22-8, 1st)	20 (47-67, 2nd)	L, 88-77
Arkansas	35 (77-42, 2nd)	1 (9-10, 1st)	W, 78-46
Georgia	Never Led	22 (29-51, 2nd)	L, 66-57
Vanderbilt	2 (2-0, 1st)	17 (42-59, 2nd)	W, 75-74
Alabama	9 (27-18, 1st)	7 (4-11, 1st)	W, 67-61
Texas A&M	4 (58-54, 2nd)	9 (19-28, 1st)	L, 68-66
South Carolina	17 (50-33, 2nd)	Never Trailed	W, 68-58
Ole Miss	3 (3-0, 1st)	15 (27-42, 1st)	L, 86-78
Auburn			
SECT			

Mississippi State Scoring By The Half

Team	1st Half	2nd Half
Eastern Washington	48	58
Southern	40	32
Miami	35	44
Texas Tech	32	40
Missouri State	45	39
UT Martin	36	40
Texas Southern	45	37
Missouri-Kansas City	29	38
Florida State	28	38
Tulane	40	29
Northern Colorado	49	44
North Carolina Central	34	37
Texas A&M	25	35
Arkansas	32	36
Kentucky	31	43
Tennessee	27	48
Florida	42	36
Ole Miss	36	47
South Carolina	34	40
Missouri	37	39
Alabama	34	46
LSU	35	42
Arkansas	42	36
Georgia	21	36
Vanderbilt	32	43
Alabama	32	35
Texas A&M	29	37
South Carolina	37	31
Ole Miss	32	46

Lowest First Half: 21, Georgia
 Highest First Half: 49, Northern Colorado
 Lowest 2nd Half: 29, Tulane
 Highest 2nd Half: 58, Eastern Washington

Opponent Scoring By The Half

Team	1st Half	2nd Half
Eastern Washington	51	37
Southern	45	31
Miami	59	46
Texas Tech	41	33
Missouri State	27	43
UT Martin	29	22
Texas Southern	37	36
Missouri-Kansas City	31	41
Florida State	37	53
Tulane	34	25
Northern Colorado	34	35
North Carolina Central	17	31
Texas A&M	28	33
Arkansas	36	46
Kentucky	39	41
Tennessee	38	42
Florida	37	44
Ole Miss	38	39
South Carolina	43	41
Missouri	20	42
Alabama	38	44
LSU	43	45
Arkansas	20	26
Georgia	32	34
Vanderbilt	41	33
Alabama	29	32
Texas A&M	33	35
South Carolina	26	31
Ole Miss	44	42

Lowest First Half: 17, North Carolina Central
 Highest First Half: 59, Miami
 Lowest 2nd Half: 22, UT Martin
 Highest 2nd Half: 53, Florida State

MISSISSIPPI STATE BY THE NUMBERS

MSU'S 2015-16 RECORD WHEN . . .

Leads at Halftime	10-1
Trails at Halftime	3-15
Is Tied at Halftime	
Shoots 45% or better from the field	12-5
Shoots less than 45% from the field	1-11
Opp. shoots less than 45% from the field	10-4
Opp. shoots 45% or better from the field	3-12
Outrebounds (or ties) the opponent	6-5
Outrebounded by the opponent	7-11
More Assists (or ties) than the opponent	12-7
Fewer Assists than the opponent	1-9
Fewer (or ties) TOs than opponent	9-6
More TOs than opponent	4-10
Holds opponents to 65 points or less	7-1
In games decided by 10 points or less	5-12

MSU'S 2015-16 RECORD IN . . .

All Games	13-16
Home Games	9-5
Road Games	2-9
Neutral-sites	2-2
Non-SEC Games	7-5
Non-SEC Home Games	5-1
Non-SEC Road Games	0-2
Non-SEC Neutral-site Games	2-2
SEC Games	6-11
SEC Home Games	4-4
SEC Road Games	2-7
SEC Tournament	
November Games	3-3
December Games	4-2
January Games	2-6
February Games	4-4
March Games	0-1
Monday Games	0-1
Tuesday Games	2-4
Wednesday Games	2-4
Thursday Games	1-1
Friday Games	1-1
Saturday Games	6-5
Sunday Games	1-0
Overtime Games	0-1
Television Games	12-16
Games vs. Ranked Opponents	0-4

MISC. 2015-16 TEAM STATS

Largest Lead Surrendered in Loss:

14, LSU (2-6-16)

Largest Deficit Overcome in Win:

17, Vanderbilt (2-16-16)

Largest Lead at Anytime:

35, Arkansas (2-9-16)

Largest Deficit Anytime:

31, Miami (11-19-15)

MISCELLANEOUS MSU INDIVIDUAL STATISTICS

Games Scoring in Double Figures:	Ware 24, Sword 22, Weatherspoon 19, Newman 15 Ready 9, Daniels 4, Thomas 4
Games Scoring 20-plus Points:	Ware 8, Sword 5, Ready 3, Newman 2, Weatherspoon
Games Scoring 30-plus Points:	
Games Rebounding in Double Figures:	Ware 8, Daniels 2, Weatherspoon 2
Games With Double Figures in Assists:	Ready 2
Games With Double-Doubles:	Ware 8, Weatherspoon 2, Ready
Games With Triple-Doubles:	
Games As Team High Scorer (or co-leader):	Ware 12, Newman 6, Sword 6, Weatherspoon 3, Ready 2
Games As Team High Rebounder (or co-leader):	Ware 17, Daniels 7, Sword 6, Thomas Weatherspoon 5
Games As Team Leader in Assists (or co-leader):	Ready 18, Sword 12, Newman 6, Weatherspoon 2, Daniels
Games As Team Leader in Steals (or co-leader):	Sword 14, Weatherspoon 14, Ready 11, Ware 6, Zuppardo 4, Thomas 4, Newman 2, Daniels 2
Games As Team Leader in Blocks (or co-leader):	Ware 11, Sword 10, Daniels 7, Zuppardo 2, Thomas 5, Weatherspoon 6, Holman 5, Ndoye
Games As Team Leader in Turnovers (or co-leader):	Sword 16, Newman 7, Ready 7, Ware 6, Weatherspoon 6, Daniels 2, Zuppardo, Thomas

MSU'S RECORD BY STARTING LINEUP

Ready, Thomas, Sword, Daniels, Ware	1-2
Ready, Sword, Newman, Daniels, Ware	4-5
Weatherspoon, Sword, Newman, Daniels, Ware	2-2
Weatherspoon, Sword, Thomas, Newman, Ware	0-1
Ready, Sword, Newman, Daniels, Thomas	1-0
Weatherspoon, Ready, Sword, Newman, Ware	1-3
Newman, Sword, Daniels, Weatherspoon, Holman	2-1
Ready, Sword, Daniels, Weatherspoon, Ware	2-2

GAME-BY-GAME STARTERS

<u>Opponent</u>	<u>Date</u>	<u>Guard</u>	<u>Guard</u>	<u>Guard</u>	<u>Forward</u>	<u>Forward</u>	<u>Record</u>
Eastern Washington	11-13-15	Ready	Sword	Thomas	Daniels	Ware	1-0
Southern	11-16-15	Ready	Sword	Thomas	Daniels	Ware	1-1
Miami	11-19-15	Ready	Sword	Thomas	Daniels	Ware	1-2
Texas Tech	11-20-15	Ready	Sword	Newman	Daniels	Ware	1-3
Missouri State	11-22-15	Ready	Sword	Newman	Daniels	Ware	2-3
UT Martin	11-28-15	Ready	Sword	Newman	Daniels	Ware	3-3
Texas Southern	12-02-15	W'Spoon	Sword	Newman	Daniels	Ware	4-3
UMKC	12-12-15	Ready	Sword	Newman	Daniels	Ware	4-4
Florida State	12-16-15	W'Spoon	Sword	Newman	Thomas	Ware	4-5
Tulane	12-19-15	Ready	Sword	Newman	Daniels	Thomas	5-5
Northern Colorado	12-23-15	Ready	Sword	Newman	Daniels	Ware	6-5
N.C. Central	12-31-15	Ready	Sword	Newman	Daniels	Ware	7-5
Texas A&M	01-06-16	Ready	Sword	Newman	Daniels	Ware	7-6
Arkansas	01-09-16	Ready	Sword	Newman	Daniels	Ware	7-7
Kentucky	01-12-16	Ready	Sword	Newman	Daniels	Ware	7-8
Tennessee	01-16-16	Ready	Sword	Newman	W'Spoon	Ware	7-9
Florida	01-19-16	Ready	Sword	Newman	W'Spoon	Ware	7-10
Ole Miss	01-23-16	Ready	Sword	Newman	W'Spoon	Ware	8-10
South Carolina	01-26-16	Ready	Sword	Newman	W'Spoon	Ware	8-11
Missouri	01-30-16	Newman	Sword	Daniels	W'Spoon	Holman	9-11
Alabama	02-02-16	Newman	Sword	Daniels	W'Spoon	Holman	9-12
LSU	02-06-16	Newman	Sword	Daniels	W'Spoon	Ware	9-13
Arkansas	02-09-16	Newman	Sword	Daniels	W'Spoon	Ware	10-13
Georgia	02-13-16	Newman	Sword	Daniels	W'Spoon	Ware	10-14
Vanderbilt	02-16-16	Newman	Sword	Daniels	W'Spoon	Holman	11-14
Alabama	02-19-16	Ready	Sword	Daniels	W'Spoon	Ware	12-14
Texas A&M	02-24-16	Ready	Sword	Daniels	W'Spoon	Ware	12-15
South Carolina	02-27-16	Ready	Sword	Daniels	W'Spoon	Ware	13-15
Ole Miss	03-02-16	Ready	Sword	Daniels	W'Spoon	Ware	13-16
Auburn	03-05-16						

SECT

2015-16 Win-Loss Differential

Diff.	1	2	3	4	5	6	7	8	9	10	11	12	13	14	15	16	17	18	19	20	21	22	23	24	25+
Won	1					2				2			1	2				1					1	1	2
Lost	1	3	1	1	2	1		1	1	1	1		1										1	1	

MISSISSIPPI STATE BY THE NUMBERS

Mississippi State In Overtime Games

This Season	0-1
Overall Overtime Record	60-50
<i>Home Overtime Record</i>	34-22
<i>Road Overtime Record</i>	18-20
<i>Neutral Site Overtime Record</i>	8-8
Humphrey Coliseum Overtime Record	25-17
SEC Tournament Overtime Record	2-5
Double Overtime Record	6-5
Four Overtime Record	0-2
Postseason Overtime Record	1-0
Last OT Played (1OT)	vs. Alabama (L, 82-80, 2/2/16)
Last Double OT	vs. UMass (L, 101-96, 3/13/12)
Last Triple OT	vs. Alabama (L, 79-78, 2/27/71)
Last Four OT	vs. Ole Miss (W, 104-102, 1/24/90)

Mississippi State Coaches In Overtime Games

Babe McCarthy	6-5
<i>Home Overtime Record</i>	2-2
<i>Road Overtime Record</i>	2-2
<i>Neutral Site Overtime Record</i>	2-1
Joe Dan Gold	5-3
<i>Home Overtime Record</i>	3-3
<i>Road Overtime Record</i>	1-0
<i>Neutral Site Overtime Record</i>	1-0
Kermit Davis	8-6
<i>Home Overtime Record</i>	5-3
<i>Road Overtime Record</i>	3-3
Ron Greene	2-0
<i>Home Overtime Record</i>	2-0
Jim Hatfield	3-3
<i>Home Overtime Record</i>	3-2
<i>Road Overtime Record</i>	0-1
Bob Boyd	3-4
<i>Home Overtime Record</i>	2-1
<i>Road Overtime Record</i>	1-2
<i>Neutral Site Overtime Record</i>	0-1
Richard Williams	15-11
<i>Home Overtime Record</i>	7-3
<i>Road Overtime Record</i>	5-5
<i>Neutral Site Overtime Record</i>	3-3
Rick Stansbury	15-16
<i>Home Overtime Record</i>	7-6
<i>Road Overtime Record</i>	6-7
<i>Neutral Site Overtime Record</i>	2-3
Rick Ray	3-1
<i>Home Overtime Record</i>	3-1
Ben Howland	0-1
<i>Home Overtime Record</i>	0-1

OVERTIME FOES

TEAM	RECORD	TEAM	RECORD
Alabama	6-7	Morehead State	1-0
Alaska-Fairbanks	1-0	Northeastern Louisiana	0-1
Arkansas	2-1	Northwestern State	0-1
Auburn	6-4	Oklahoma	1-0
Baylor	1-0	Ole Miss	6-3
BYU	0-1	Old Dominion	0-1
California	0-1	San Diego	0-1
Drake	1-0	Santa Clara	2-0
Florida	0-3	Southern Mississippi	1-0
Florida State	1-0	Southwestern Louisiana	1-0
Georgia	3-3	South Alabama	1-0
Georgia Tech	1-0	South Carolina	3-0
Houston	0-1	Tennessee	6-2
Idaho	0-1	Texas	1-0
Kentucky	4-5	Texas A&M	1-1
Loyola	1-0	Troy	2-0
LSU	3-4	Tulane	0-1
Memphis	1-0	UAB	0-1
Missouri-Kansas City	0-1	UMass	0-1
Montana	1-0	Vanderbilt	2-5

THE LAST TIME . . .

THE LAST TIME AN MSU PLAYER ...

Scored 30 or more points in a game:

32, Ravern Johnson vs. Tenn. St. (11-12-10)

Scored 33 or more points in a game:

33, Craig Sword at LSU (2-19-14)

Scored 34 or more points in a game:

34, Arnett Moultrie vs. UMass (3-13-12)

Scored 35 or more points in a game:

36, Jeff Malone at Ole Miss (2-19-83)

Scored 37 or more points in a game:

39, Jeff Malone vs. Alabama (1-31-83)

Scored 40 or more points in a game:

40, Rickey Brown vs. Auburn (3-7-77)

Scored 20+ points in back-to-back games:

Craig Sword (21 vs. Arkansas 1-9-16;

20 vs. Kentucky (1-12-16)

Scored 20+ points in three-consecutive games:

Craig Sword (24 vs. Loyola, 12-01-13; 24 vs.

TCU, 12-05-13; 22 vs. SELA, 12-13-13)

Scored 20+ points in five-consecutive games:

Jeff Malone, 1982-83 (11 consecutive)

Scored 30+ points in back-to-back games:

Jeff Malone (36 at Ole Miss & 30 vs.

Georgia, 1982-83)

Scored 30+ points in three-consecutive games:

Jeff Malone (33 at LSU; 36 at Ole Miss &

30 vs. Georgia, 1982-83)

Two players score 20+ points in same game:

Gavin Ware, 21; Quindary Weatherspoon,

23, vs. Tennessee (1-16-16)

Made 10 field goals in a game:

10, Gavin Ware vs. Miami (11-19-15)

Made 11 field goals in a game:

11, Gavin Ware, Ole Miss (3-2-16)

Made 12 field goals in a game:

12, Gavin Ware, Alabama (2-2-16)

Made 13 field goals in a game:

13, Horatio Webster vs. SW Missouri St.

(11-23-97)

Made 14 field goals in a game:

14, Cameron Burns at Georgia (1-17-90)

Made 15 or more field goals in a game:

16, Raymond Brown vs. Florida (3-2-85)

Attempted 20 field goals in a game:

20, Ravern Johnson vs. St. Mary's (12-29-10)

Attempted 21 or more field goals in a game:

21, Dee Bost vs. Kentucky (2-16-10)

Attempted 23 or more field goals in a game:

23, Arnett Moultrie vs. UMass (3-13-12)

Attempted 25 field goals in a game:

25, Chuck Evans at Alabama (3-6-93)

Attempted 26 field goals in a game:

26, Tony Watts at Ole Miss (2-22-92)

Attempted 27 or more field goals in a game:

28, Jeff Malone vs. Vanderbilt (1-8-83)

Made six 3-pointers in a game:

6, Dee Bost vs. Old Dominion (11-28-09)

Made seven 3-pointers in a game:

7, Malik Newman vs. Ole Miss (1-23-16)

Made eight or more 3-pointers in a game:

8, Winsome Frazier vs. UMKC (11-23-04)

Attempted 11 3-pointers in a game:

11, Dee Bost vs. Detroit (12-17-11)

Attempted 12 3-pointers in a game:

12, Ravern Johnson vs. ETSU (12-11-10)

Attempted 13 or more 3-pointers in a game:

13, Dee Bost vs. Troy (12-10-11)

Attempted 16 or more 3-pointers in a game:

17, Darryl Wilson vs. Alabama (3-4-95)

Made 14 or more free throws in a game:

14, Trivante Bloodman vs. Auburn (2-15-14)

Made 15 or more free throws in a game:

15, Craig Sword vs. Ole Miss (1-11-14)

Attempted 17 free throws in a game:

17, Jarvis Varnado at Houston (12-19-09)

Attempted 18 free throws in a game:

18, Craig Sword vs. Ole Miss (1-11-14)

Attempted 19 free throws in a game:

19, Carl Nichols vs. SE La. (12-1-88)

Had 16 rebounds in a game:

16, Gavin Ware vs. Maryland ES (1-2-14)

Had 17 rebounds in a game:

17, Gavin Ware at Auburn (1-21-15)

Had 18 or more rebounds in a game:

21, Wesley Morgan vs. SE La. (11-28-05)

Had 22 or more rebounds in a game:

23, Rickey Brown vs. Vanderbilt (12-6-79)

Had 24 or more rebounds in a game:

24, Wiley Peck vs. Alabama (1-27-79)

Had 10 or more offensive rebounds in a game:

11, Arnett Moultrie vs. Northwestern State

(12-22-11)

Had 10 or more defensive rebounds in a game:

12, Gavin Ware vs. Vanderbilt (2-16-16)

Had 13 or more defensive rebounds in a game:

13, Colin Borchert (3-9-13)

Had 15 or more defensive rebounds in a game:

15, Jarvis Varnado at San Diego (12-31-09)

Had 10 assists in a game:

10, Dee Bost vs. LSU (1-25-11)

Had 11 assists in a game:

11, I.J. Ready vs. No. Colorado (12-23-15)

Had 13 assists in a game:

13, Dee Bost vs. Ole Miss (2-9-12)

Had 14 assists in a game:

14, Gary Ervin vs. Florida A&M (12-20-04)

Had 15 or more assists in a game:

16, Chuck Evans at UMKC (2-23-93)

Had 10 or more turnovers in a game:

10, Charles Rhodes vs. Nicholls (11-11-06)

Had five or more blocks in a game:

5, Gavin Ware at Loyola (12-15-12)

Had seven blocks in a game:

7, Jarvis Varnado at LSU (2-20-10)

Had eight blocks in a game:

8, Jarvis Varnado vs. Alabama (2-24-10)

Had nine blocks in a game:

9, Jarvis Varnado at Vanderbilt (2-3-10)

Had 10 blocks in a game:

10, Jarvis Varnado vs. Arkansas (1-14-10)

Had 10+ blocks in two consecutive games:

Jarvis Varnado (10 vs. Georgia & 10 vs.

Kentucky, 2007-08)

Had five steals in a game:

5, Fred Thomas vs. Clayton State (11-24-14)

Had six or more steals in a game:

7, Craig Sword vs. Ole Miss (1-11-14)

LAST TIME AN MSU TEAM...

Scored 100 or more points:

106 vs. Eastern Washington (11-13-15)

Scored 100 or more points in an SEC game:

105 vs. Auburn (3-2-04)

Allowed 100 or more points in an SEC game:

115 at Arkansas (2-20-93)

Allowed 100 or more points in non-SEC play:

105 vs. Miami (11-19-15)

Was held to 52 points or less:

51 vs. Alabama (2-10-15)

Was held to 50 points:

50 vs. Alabama (2-25-12)

Was held to 49 points or less:

47 vs. Florida (1-10-15)

Was held to 45 points or less:

41 at Georgia (2-7-15)

Was held to 40 points or less:

36 vs. Missouri (2-13-13)

Was held to 35 points or less:

31 vs. Vanderbilt (2-23-13)

Was held to fewer than 10 points in a half:

9 at Arkansas, first (2-7-15)

Held opponent to 59 points or less:

58 vs. South Carolina (2-27-16)

Held opponent to 56 points or less:

56 at Vanderbilt (3-4-15)

Held opponent to 55 points or less:

51 vs. UT Martin (11-28-15)

Held opponent to 50 points or less:

46 vs. Arkansas (2-9-16)

Held opponent to 45 points or less:

45 vs. MVSU (12-28-09)

Held opponent to 42 points or less:

42 vs. Texas-San Antonio (12-4-12)

Held opponent to 39 points or less:

39 at LSU (1-9-08)

Shot 50 percent or better from the field:

.529 [27-51] vs. Arkansas (29-16)

Shot 55 percent or better from the field:

.582 [33-55] vs. No. Colorado (12-23-15)

Shot 60 percent or better from the field:

.621 [41-66] vs. E. Washington (11-13-15)

Shot 65 percent or better from the field:

.660 [35-53] vs. Western Kentucky (1-5-09)

Was held to less than 35 percent from the field:

.309 [21-68] vs. Georgia (2-13-16)

Was held to less than 30 percent from the field:

.283 [17-60] vs. North Carolina (11-19-12)

Was held to less than 25 percent from the field:

.175 [7-40] vs. Vanderbilt (2-23-13)

Held opp. to 35 percent or less from the field:

.306 [19-62] vs. Texas A&M (1-6-16)

Held opp. to 30 percent or less from the field:

.222 [16-72] vs. Arkansas (2-9-16)

Opponent shot 50 percent or better:

.525 [32-61] LSU (2-9-16)

Opponent shot 60 percent or better:

.623 [33-53] Missouri (3-1-14)

Made 35 or more field goals:

35 vs. Texas Southern (12-2-15)

Made 40 or more field goals:

41 vs. Eastern Washington (11-13-15)

Made fewer than 15 field goals:

14 at Arkansas (2-7-15)

Attempted 70 or more shots from the field:

71 vs. Alabama (2-2-16)

Attempted 80 or more shots from the field:

80 at Alabama (2-21-09)

Attempted just 40 shots from the field:

40 vs. Vanderbilt (2-23-13)

Attempted 39 or fewer shots from the field:

39 at Vanderbilt (3-4-15)

Attempted 35 or fewer shots from the field:

34 vs. Tennessee (2-3-15)

Made 10 or more 3-pointers:

11 vs. South Carolina (1-23-16)

Made 12 3-pointers:

12 vs. Ole Miss (1-23-16)

Made 15 3-pointers:

15 vs. North Carolina A&T (12-12-10)

Made 16 3-pointers:

16 vs. Troy (12-10-11)

Did not make a 3-pointer:

[0-10] at Arkansas (2-7-15)

Made just one 3-pointer:

vs. Tennessee (1-7-15)

Made just two 3-pointers:

vs. Kentucky (2-25-15)

Opponent made 15 or more 3-pointers:

16, Arkansas (1-9-16)

Attempted nine 3-pointers or less:

9 vs. Tennessee (1-7-15)

Attempted six 3-pointers or less:

6 at Ole Miss (1-29-03)

Attempted 25 3-pointers:

25 vs. Georgia (2-14-12)

Attempted 26 3-pointers:

26 vs. Ole Miss (3-2-16)

Attempted 27 3-pointers:

27 vs. Texas Southern (12-2-15)

Attempted 28 3-pointers:

28 vs. Georgia (2-13-16)

Attempted 29 or more 3-pointers:

29 vs. Missouri-Kansas City (12-12-15)

THE LAST TIME (CONTINUED) . . .

Attempted 30 or more 3-pointers:
31 vs. Southern University (11-16-15)

Attempted 35 or more 3-pointers:
35 vs. Kentucky (2-16-10)

Made 31 or more free throws:
31 vs. Auburn (1-22-14)

Made 40 or more free throws:
41 vs. LSU (2-11-09)

Made 50 or more free throws:
52 vs. LSU (2-11-09)

Made fewer than five free throws:
4 at Vanderbilt (2-1-14)

Made fewer than four free throws:
3 vs. Baylor (12-28-11)

Made only 1 free throw:
1 vs. Florida (1-30-14)

Attempted 30 or more free throws:
34 vs. Auburn SECT (3-11-15)

Attempted 35 or more free throws:
35 vs. Tennessee (2-3-15)

Attempted 40 or more free throws:
44 vs. Tennessee (1-7-15)

Attempted 45 or more free throws:
45 vs. Florida A&M (12-17-13)

Attempted fewer than 10 free throws:
7, vs. Texas Southern (12-2-15)

Had 50 or more rebounds:
50 vs. Arkansas (2-9-16)

Had 55 or more rebounds:
58 vs. Troy (12-10-05)

Had 59 or more rebounds:
59 at Houston (12-19-09)

Had fewer than 25 rebounds:
21 vs. McNeese State (12-30-14)

Had 20 or fewer rebounds:
20 at Kentucky (1-12-16)

Had 20 or more assists:
20 vs. South Carolina (2-27-16)

Had 21 or more assists:
21 vs. Northern Colorado (12-23-15)

Had 25 or more assists:
25 vs. St. Bonaventure (12-05-09)

Had 30 or more assists:
30 vs. Troy (12-10-11)

Had 5 Assists:
5, Florida State (12-16-15)

Had Fewer Than 5 Assists:
4, Tennessee (1-2-15)

Had 20 or more turnovers:
20 vs. South Carolina (3-6-13)

Had 21 or more turnovers:
21 vs. Jacksonville (12-23-14)

Had 23 or more turnovers:
23 vs. Arkansas (2-21-15)

Had 24 or more turnovers:
24 at Arkansas (2-7-15)

Had 25 turnovers:
26 vs. Mississippi Valley State (11-17-14)

Had 29 or more turnovers:
29 at Arkansas (1-23-13)

Had 30 or more turnovers:
31 at Kentucky (1-7-97)

Had 34 or more turnovers:
34 at Evansville (12-17-75)

Had fewer than 10 turnovers:
8 vs. Vanderbilt (2-16-16)

Had five or fewer turnovers:
5 vs. Florida Atlantic (11-30-10)

Forced 25 or more turnovers

26 vs. Kennesaw State (11-14-13)

Had 10 blocked shots:

10 vs. Texas Southern (12-2-15)

Had 11 blocked shots:

11 at Alabama (2-21-09)

Had 12 blocked shots:

12 at South Carolina (1-26-16)

Had 13 blocked shots:

13 vs. Arkansas (1-14-10)

Had 14 blocked shots:

14 vs. Texas-Pan American (11-24-09)

Had 16 blocked shots:

16 vs. Georgia (1-12-08)

Had 10 steals:

10 at South Carolina (1-16-16)

Had 11 steals:

11 vs. Florida (1-19-16)

Had 12 steals:

12 vs. Ole Miss (3-2-16)

Had 13 steals:

13 vs. South Carolina (2-27-16)

Had 14 steals:

14 vs. South Carolina (1-9-13)

Had 15 steals:

15 vs. Florida Gulf Coast (12-19-13)

Had 17 or more steals:

17 vs. Florida Atlantic (11-13-12)

Had 20 or more steals:

20 vs. Nicholls State (11-17-01)

Had 1 steal or less:

1 vs. Vanderbilt (3-11-11)

1 FRED THOMAS



Senior | Guard

6-5 | 210

Jackson, MS

Jim Hill HS

Season Highs

Points: 13, Northern Colorado, 12-23-15
FGM: 4, 3x, last vs. South Carolina, 2-27-16
FGA: 9, twice, last vs. LSU, 2-6-16
3FGM: 3, Southern, 11-16-15
3FGA: 6, 4x, last vs. LSU, 2-6-16
FTM: 4, Eastern Washington, 11-13-15
FTA: 4, twice, last vs. Northern Colorado, 12-23-15
Rebounds: 9, Florida State, 12-16-15
Assists: 3, South Carolina, 2-27-16
Blocks: 3, South Carolina, 1-26-16
Steals: 2, twice, last vs. Georgia, 2-13-16
Minutes: 35, twice, last vs. Florida State, 12-16-15

Career Highs

Points: 21, South Carolina, 3-13-13
FGM: 7, twice, last vs. Missouri, 3-1-14
FGA: 15, Marquette, 11-20-12
3FGM: 4, 10x, last vs. Tennessee, 2-3-15
3FGA: 10, twice, last vs. Providence, 12-1-12
FTM: 8, Florida, 1-26-13
FTA: 9, twice, last vs. Utah State, 11-22-14
Rebounds: 9, twice, last vs. Florida State, 12-16-15
Assists: 4, twice, last vs. USC, 3-6-13
Blocks: 3, 5x, last vs. South Carolina, 1-26-16
Steals: 7, Florida, 1-26-13
Minutes: 41, Texas A&M, 1-18-14

2015-16 Game-By-Game

Opponent	MIN	FG	Pct.	3FG	Pct.	FT	Pct.	O-D-R	PF	A	TO	B	S	PTS
N13 Eastern Washington	35	3-6	.500	0-2	.000	4-4	1.000	2-3-5	0	1	0	1	0	10
N16 Southern University	32	3-6	.500	3-6	.500	0-0	.000	0-7-7	1	1	2	0	1	9
N19 Miami	27	0-5	.000	0-4	.000	0-0	.000	0-4-4	4	0	1	0	0	0
N20 Texas Tech	9	1-4	.250	0-2	.000	0-0	.000	0-0-0	0	1	2	0	0	2
N22 Missouri State	14	0-0	.000	0-0	.000	1-2	.500	0-2-2	2	1	1	0	0	1
N28 UT Martin	17	1-3	.333	1-3	.333	0-0	.000	0-4-4	2	1	0	0	0	3
D2 Texas Southern	16	2-4	.500	1-3	.333	0-0	.000	1-1-2	0	0	0	0	0	5
D12 UMKC	11	0-2	.000	0-2	.000	2-2	1.000	0-1-1	0	0	0	0	0	2
D16 Florida State	35	2-6	.333	1-5	.200	1-2	.500	0-9-9	4	1	3	0	0	6
D19 Tulane	33	3-5	.600	2-4	.500	1-1	1.000	0-5-5	3	2	1	0	1	9
D23 Northern Colorado	25	4-8	.500	2-6	.333	3-4	.750	0-0-0	2	0	0	0	0	13
D31 North Carolina Central	18	1-3	.333	1-2	.500	0-0	.000	0-4-4	2	2	0	2	0	3
J6 Texas A&M	17	1-4	.250	1-3	.333	0-0	.000	0-0-0	2	0	0	0	0	3
J9 Arkansas	18	2-5	.400	1-3	.333	1-2	.500	0-0-0	2	1	1	1	0	6
J12 Kentucky	21	3-3	1.000	2-2	1.000	0-0	.000	0-2-2	0	1	0	0	1	8
J16 Tennessee	21	1-3	.333	0-1	.000	0-0	.000	2-3-5	3	1	0	1	0	2
J19 Florida	20	1-4	.250	1-4	.250	0-0	.000	0-4-4	1	2	0	0	1	3
J23 Ole Miss	21	2-5	.400	1-4	.250	1-2	.500	0-4-4	2	2	0	1	0	6
J26 South Carolina	21	0-3	.000	0-3	.000	0-0	.000	0-0-0	1	0	1	3	0	0
J30 Missouri	16	1-3	.333	0-1	.000	1-2	.500	0-4-4	3	2	1	1	2	3
F2 Alabama	21	4-9	.444	1-6	.167	0-0	.000	1-1-2	2	1	0	1	0	9
F6 LSU	19	3-9	.333	2-6	.333	2-2	1.000	1-5-6	3	0	0	0	0	10
F9 Arkansas	25	2-3	.667	2-3	.667	2-2	1.000	0-2-2	1	0	0	2	0	8
F13 Georgia	19	0-4	.000	0-4	.000	0-0	.000	1-2-3	2	2	2	0	2	0
F16 Vanderbilt	11	0-0	.000	0-0	.000	0-0	.000	1-0-1	0	1	0	0	0	0
F20 Alabama	22	3-7	.429	1-2	.500	0-0	.000	1-2-3	2	1	1	0	0	7
F24 Texas A&M	8	0-1	.000	0-0	.000	0-0	.000	0-0-0	0	0	0	0	0	0
F27 South Carolina	16	4-5	.800	2-3	.667	2-2	1.000	0-2-2	1	3	0	0	0	12
M2 Ole Miss	18	2-4	.500	2-4	.500	0-0	.000	0-2-2	1	2	0	0	1	6
M5 Auburn														
M9 SEC Tournament														

Thomas' Notes . . .

- ✓ 10 points in season opener vs. EWU.
- ✓ Tallied 9 points, 7 rebounds vs. SU.
- ✓ 3 points, 4 rebounds against UT Martin.
- ✓ 5 points and a pair of rebounds against Texas Southern.
- ✓ Earned 6 points and tied a career high with 9 rebounds at Florida State.
- ✓ Totaled 9 points on 3-of-5 shooting with 5 rebounds and season-high 2 assists vs. Tulane.
- ✓ Earned 13 points on .500 shooting against Northern Colorado.
- ✓ Set a season high with 2 blocks and tied a season high with 2 assists against NC Central.
- ✓ Became the 36th player in MSU history to score 1,000-career points after tallying 8 against Arkansas.
- ✓ Talled a season-high 12 points for SEC play, while also earning a season-high 3 assists against South Carolina.

CAREER STATS FOR FRED THOMAS

Year	GP-GS	Min/Avg	FG-FGA	Pct	3FM-3GA	Pct	FT-FTA	Pct	Rebs	PF-D	Asst	TO	Blk	Stl	Pts/Avg
2012-13	32-19	917/28.7	103-314	.328	41-172	.238	62-78	.795	112-3.5	45-1	43	49	27	56	309/9.7
2013-14	31-23	927/29.9	99-259	.382	46-144	.319	45-72	.625	91-2.9	56-0	44	40	23	31	289/9.3
2014-15	31-16	757/24.4	84-223	.377	47-137	.343	67-85	.788	111-3.6	58-0	25	47	15	23	282/9.1
2015-16	29-5	586/20.2	49-124	.395	27-88	.307	21-27	.778	83-2.9	46-0	29	16	13	9	146/5.0
TOTAL	123-63	3187/25.9	335-920	.364	161-541	.298	195-262	.744	397-3.2	205-1	141	152	78	119	1026/8.3

4 JOHNNY ZUPPARDO



Senior | Forward

6-8 | 226

Bay St. Louis, MS

Jones Junior College

Season Highs

Points: 8, Northern Colorado, 12-23-15
FGM: 3, 3x, last vs. Missouri, 1-30-16
FGA: 6, Southern, 11-16-15
3FGM: 2, twice, last vs. Northern Colorado, 12-23-15
3FGA: 4, Kentucky, 1-12-16
FTM: 2, Arkansas, 1-9-16
FTA: 2, 3x, last vs. Tennessee, 1-16-16
Rebounds: 8, Eastern Washington, 11-13-15
Assists: 2, UMKC, 12-12-15
Blocks: 1, 5x, last vs. Alabama, 2-2-16
Steals: 2, 4x, last vs. Georgia, 2-13-16
Minutes: 20, Tennessee, 1-16-16

Zuppardo's Notes . . .

- ✓ Had 6 points, 8 rebounds in MSU debut.
- ✓ Had 6 points vs. Southern, including hitting his first three-pointer of the year.
- ✓ Totaled six points off 2-2 shooting from three-point range vs. Miami (FL).
- ✓ In a career-high 18 minutes, scored 2 points, grabbed 4 rebounds and had 2 steals.
- ✓ 4 points, 4 rebounds and 2 steals against UT Martin.
- ✓ 3 points and career-high 2 assists in 19 minutes at UMKC.
- ✓ Scored a career-high 8 points against Northern Colorado.

2015-16 Game-By-Game

Opponent	MIN	FG	Pct.	3FG	Pct.	FT	Pct.	O-D-R	PF	A	TO	B	S	PTS
N13 Eastern Washington	15	3-3	1.000	0-0	.000	0-0	.000	2-6-8	3	1	0	0	0	6
N16 Southern University	9	2-6	.333	1-3	.333	1-2	.500	3-2-5	1	0	1	1	0	6
N19 Miami	9	2-3	.667	2-2	1.000	0-0	.000	0-1-1	3	0	0	1	0	6
N20 Texas Tech	12	2-3	.667	1-1	1.000	0-0	.000	1-0-1	2	0	2	0	0	5
N22 Missouri State	18	1-5	.200	0-1	.000	0-0	.000	0-4-4	1	1	0	0	2	2
N28 UT Martin	13	2-3	.667	0-1	.000	0-0	.000	2-2-4	5	1	1	0	2	4
D2 Texas Southern	9	1-2	.500	1-2	.500	0-0	.000	0-1-1	1	1	0	0	1	3
D12 UMKC	19	1-2	.500	1-1	1.000	0-0	.000	0-1-1	1	2	0	0	1	3
D16 Florida State	13	1-4	.250	1-4	.250	0-0	.000	1-2-3	5	0	1	0	0	3
D19 Tulane	11	0-4	.000	0-2	.000	0-0	.000	1-5-6	1	0	0	0	1	0
D23 Northern Colorado	15	3-5	.600	2-3	.667	0-0	.000	1-3-4	1	0	1	1	1	8
D31 North Carolina Central	13	1-4	.250	1-3	.333	0-0	.000	0-1-1	2	0	0	0	0	3
J6 Texas A&M	7	0-0	.000	0-0	.000	0-0	.000	1-0-1	1	0	0	0	0	0
J9 Arkansas	6	0-1	.000	0-1	.000	2-2	1.000	1-2-3	0	0	0	0	1	2
J12 Kentucky	11	1-4	.250	1-4	.250	0-0	.000	0-1-1	1	0	2	0	0	3
J16 Tennessee	20	1-2	.500	0-1	.000	1-2	.500	0-5-5	0	0	0	0	2	3
J19 Florida	12	2-4	.500	1-2	.500	0-0	.000	0-2-2	5	0	0	0	0	5
J23 Ole Miss	12	1-3	.333	1-2	.500	0-0	.000	0-1-1	1	0	1	0	0	3
J26 South Carolina	5	0-1	.000	0-1	.000	0-0	.000	0-0-0	3	0	0	0	0	0
J30 Missouri	16	3-5	.600	0-1	.000	0-0	.000	0-1-1	3	0	2	1	0	6
F2 Alabama	3	0-1	.000	0-0	.000	0-0	.000	0-0-0	2	0	0	1	0	0
F6 LSU	17	2-5	.400	0-1	.000	0-0	.000	2-2-4	2	0	1	0	0	4
F9 Arkansas	3	0-1	.000	0-0	.000	0-0	.000	0-1-1	1	0	0	0	0	0
F13 Georgia	12	1-4	.250	1-2	.500	0-0	.000	1-2-3	1	0	0	1	2	3
F16 Vanderbilt	10	1-1	1.000	1-1	1.000	0-0	.000	0-1-1	1	0	0	0	0	3
F20 Alabama	18	1-3	.333	0-2	.000	0-0	.000	0-4-4	4	0	1	0	0	2
F24 Texas A&M	14	2-4	.500	1-3	.333	0-0	.000	0-0-0	0	1	0	0	0	5
F27 South Carolina	12	2-3	.667	1-1	1.000	0-0	.000	0-2-2	2	0	1	0	1	5
M2 Ole Miss	2	1-2	.500	0-0	.000	0-0	.000	0-0-0	0	0	0	0	0	2
M5 Auburn														
M9 SEC Tournament														

CAREER STATS FOR JOHNNY ZUPPARDO

Year	GP-GS	Min/Avg	FG-FGA	Pct	3FM-3GA	Pct	FT-FTA	Pct	Rebs	PF-D	Ast	TO	Blk	Stl	Pts/Avg
2015-16	29-0	336/11.6	37-88	.420	17-45	.378	4-6	.667	68-2.3	53-3	7	14	6	14	95/3.3

5 JOE STRUGG



Freshman | Forward

6-9 | 192

Montgomery, AL

G.W. Carver HS

Season Highs

Points:
FGM:
FGA:
3FGM:
3FGA:
FTM:
FTA:
Rebounds:
Assists:
Blocks:
Steals:
Minutes:

Strugg's Notes . . .

✓ Missed all of preseason with a foot injury.

2015-16 Game-By-Game

Opponent	MIN	FG	Pct.	3FG	Pct.	FT	Pct.	O-D-R	PF	A	TO	B	S	PTS
N13 Eastern Washington	-DNP-													
N16 Southern University	-DNP-													
N19 Miami	-DNP-													
N20 Texas Tech	-DNP-													
N22 Missouri State	-DNP-													
N28 UT Martin	-DNP-													
D2 Texas Southern	-DNP-													
D12 UMKC	-DNP-													
D16 Florida State	-DNP-													
D19 Tulane	-DNP-													
D23 Northern Colorado	-DNP-													
D31 North Carolina Central	-DNP-													
J6 Texas A&M	-DNP-													
J9 Arkansas	-DNP-													
J12 Kentucky	-DNP-													
J16 Tennessee	-DNP-													
J19 Florida	-DNP-													
J23 Ole Miss	-DNP-													
J26 South Carolina	-DNP-													
J30 Missouri	-DNP-													
F2 Alabama	-DNP-													
F6 LSU	-DNP-													
F9 Arkansas	-DNP-													
F13 Georgia	-DNP-													
F16 Vanderbilt	-DNP-													
F20 Alabama	-DNP-													
F24 Texas A&M	-DNP-													
F27 South Carolina	-DNP-													
M2 Ole Miss	-DNP-													
M5 Auburn														
M9 SEC Tournament														

CAREER STATS FOR JOE STRUGG

Year	GP-GS	Min/Avg	FG-FGA	Pct	3FM-3GA	Pct	FT-FTA	Pct	Rebs	PF-D	Ast	TO	Blk	Stl	Pts/Avg
2015-16															

10 CARTER HOLMES



Sophomore | Guard

6-0 | 185

Jackson, MS

Jackson Academy

Season Highs

Points: ---
 FGM: ---
 FGA: 2, NC Central, 12-31-15
 3FGM: ---
 3FGA: 2, NC Central, 12-31-15
 FTM: ---
 FTA: ---
 Rebounds: ---
 Assists: ---
 Blocks: ---
 Steals: ---
 Minutes: 2, 3x, last vs. Arkansas, 2-9-16

Holmes' Notes . . .

✓ Made his debut against EWU.

2015-16 Game-By-Game

Opponent	MIN	FG	Pct.	3FG	Pct.	FT	Pct.	O-D-R	PF	A	TO	B	S	PTS
N13 Eastern Washington	1	0-0	.000	0-0	.000	0-0	.000	0-0-0	0	0	0	0	0	0
N16 Southern University	-DNP-													
N19 Miami	-DNP-													
N20 Texas Tech	-DNP-													
N22 Missouri State	-DNP-													
N28 UT Martin	1	0-0	.000	0-0	.000	0-0	.000	0-0-0	0	0	0	0	0	0
D2 Texas Southern	-DNP-													
D12 UMKC	-DNP-													
D16 Florida State	-DNP-													
D19 Tulane	-DNP-													
D23 Northern Colorado	2	0-0	.000	0-0	.000	0-0	.000	0-0-0	0	0	0	0	0	0
D31 North Carolina Central	2	0-2	.000	0-2	.000	0-0	.000	0-0-0	0	0	0	0	0	0
J6 Texas A&M	-DNP-													
J9 Arkansas	-DNP-													
J12 Kentucky	-DNP-													
J16 Tennessee	-DNP-													
J19 Florida	-DNP-													
J23 Ole Miss	-DNP-													
J26 South Carolina	-DNP-													
J30 Missouri	-DNP-													
F2 Alabama	-DNP-													
F6 LSU	-DNP-													
F9 Arkansas	2	0-0	.000	0-0	.000	0-0	.000	0-0-0	0	0	1	0	0	0
F13 Georgia	-DNP-													
F16 Vanderbilt	-DNP-													
F20 Alabama	-DNP-													
F24 Texas A&M	-DNP-													
F27 South Carolina	-DNP-													
M2 Ole Miss	-DNP-													
M5 Auburn														
M9 SEC Tournament														

CAREER STATS FOR CARTER HOLMES

Year	GP-GS	Min/Avg	FG-FGA	Pct	3FM-3GA	Pct	FT-FTA	Pct	Rebs	PF-D	Ass	TO	Blk	Stl	Pts/Avg
2015-16	5-0	8/1.6	0-2	.000	0-2	.000	0-0	.000	0-0.0	0-0	0	1	0	0	0/0.0

11 QUINNDARY WEATHERSPOON



Freshman | Guard

6-4 | 202

Canton, MS

Velma Jackson HS

Season Highs

Points: 24, Vanderbilt, 2-16-16
FGM: 8, Tennessee, 1-16-16
FGA: 17, South Carolina, 1-26-16
3FGM: 4, Vanderbilt, 2-16-16
3FGA: 8, Ole Miss, 3-2-16
FTM: 8, Vanderbilt, 2-16-16
FTA: 10, Vanderbilt, 2-16-16
Rebounds: 14, Missouri, 1-30-16
Assists: 4, NC Central, 12-31-15
Blocks: 2, twice, last vs. Texas A&M, 2-24-16
Steals: 3, UMKC, 12-12-15
Minutes: 41, Alabama, 2-2-16

Weatherspoon's Notes . . .

- ✓ 12 points and 2 rebounds in MSU debut.
- ✓ 5 points and 3 assists and a career-high 2 blocks in his first-career start vs. Texas Southern.
- ✓ Earned 12 points and 5 rebounds against Texas A&M, giving him double-digits points in his last three games.
- ✓ Earned his first career double-double with 18 point and a career-high 14 rebounds at Missouri.
- ✓ Put together his second-career double-double game, scoring 16 points and grabbing 10 rebounds vs. Arkansas.
- ✓ Tallied a career-high 24 points, including a game-winning 3-pointer at the buzzer in MSU's win against Vanderbilt on Feb. 16.
- ✓ Earned a team-high 15 points in a road victory at Alabama, his third-straight game leading MSU in scoring.
- ✓ Has scored in double digits in 16 of his last 19 games.
- ✓ Passed Barry Stewart (2006-07) and Erick Dampier (1993-94) for seventh on MSU's freshman scoring list with 351 points.
- ✓ With 39 made 3-pointers, is eighth in the MSU freshman record book.
- ✓ Seventh in MSU's freshman record book with 39 steals.
- ✓ Passed Rodney Hood (2011-12) for ninth in the MSU freshman record book with 128 made field goals.
- ✓ Landed at No. 1 on SportsCenter's Top 10 Plays for his buzzer-beating three versus Vanderbilt and No. 2 for his one-handed dunk at Alabama.
- ✓ Name a finalist for the C Spire Howell Trophy on Monday.

2015-16 Game-By-Game

Opponent	MIN	FG	Pct.	3FG	Pct.	FT	Pct.	O-D-R	PF	A	TO	B	S	PTS
N13 Eastern Washington	23	5-8	.625	2-3	.667	0-0	.000	0-2-2	4	1	2	1	0	12
N16 Southern University	17	1-4	.250	0-1	.000	2-3	.667	0-3-3	2	0	1	0	1	4
N19 Miami	16	2-6	.333	0-1	.000	0-0	.000	1-2-3	4	2	0	1	1	4
N20 Texas Tech	18	3-6	.500	1-4	.250	3-3	1.000	1-4-5	2	0	0	1	0	10
N22 Missouri State	20	3-5	.600	0-2	.000	0-0	.000	0-1-1	2	1	2	0	0	6
N28 UT Martin	18	6-6	1.000	2-2	1.000	2-2	1.000	1-2-3	0	1	0	0	2	16
D2 Texas Southern	23	2-7	.286	1-3	.333	0-0	.000	0-1-1	2	3	0	2	0	5
D12 UMKC	13	3-6	.500	1-2	.500	0-0	.000	1-3-4	3	3	1	0	3	7
D16 Florida State	33	2-10	.200	0-3	.000	0-0	.000	0-2-2	3	0	4	0	2	4
D19 Tulane	19	2-6	.333	1-1	1.000	2-2	1.000	2-1-3	2	0	1	0	1	7
D23 Northern Colorado	23	4-5	.800	0-1	.000	2-2	1.000	1-1-2	1	2	1	0	2	10
D31 North Carolina Central	24	6-11	.545	1-3	.333	1-1	1.000	2-5-7	2	4	3	0	2	14
J6 Texas A&M	26	5-9	.556	1-4	.250	1-2	.500	3-2-5	1	2	1	1	2	12
J9 Arkansas	25	2-13	.154	1-5	.200	0-0	.000	2-4-6	1	2	0	1	2	5
J12 Kentucky	22	4-8	.500	0-2	.000	0-0	.000	1-2-3	4	0	1	0	2	8
J16 Tennessee	34	8-15	.533	3-5	.600	4-5	.800	3-1-4	4	1	2	1	1	23
J19 Florida	35	6-11	.545	0-2	.000	2-2	1.000	3-3-6	2	3	0	1	2	14
J23 Ole Miss	35	7-10	.700	2-4	.500	2-3	.667	1-5-6	3	0	3	0	2	18
J26 South Carolina	36	7-17	.412	2-6	.333	3-3	1.000	2-3-5	4	0	3	1	2	19
J30 Missouri	32	7-15	.467	2-4	.500	2-4	.500	8-6-14	3	1	2	0	0	18
F2 Alabama	41	2-9	.222	0-3	.000	4-4	1.000	1-5-6	4	1	2	1	1	8
F6 LSU	27	4-9	.444	2-6	.333	2-2	1.000	2-6-8	1	2	2	1	1	12
F9 Arkansas	26	5-8	.625	1-2	.500	5-6	.833	2-8-10	2	2	2	1	2	16
F13 Georgia	35	6-15	.400	3-7	.429	2-4	.500	1-1-2	1	2	0	0	1	17
F16 Vanderbilt	34	6-12	.500	4-6	.667	8-10	.800	2-2-4	2	1	1	1	0	24
F20 Alabama	37	5-10	.500	3-4	.750	2-3	.667	1-3-4	1	0	1	0	2	15
F24 Texas A&M	34	6-14	.429	1-2	.500	1-2	.500	2-2-4	5	3	2	2	1	14
F27 South Carolina	27	5-13	.385	2-5	.400	2-4	.500	1-5-6	2	1	0	0	2	14
M2 Ole Miss	31	4-11	.364	3-8	.375	4-4	1.000	0-5-5	4	0	5	0	2	15
M5 Auburn														
M9 SEC Tournament														

CAREER STATS FOR QUINNDARY WEATHERSPOON

Year	GP-GS	Min/Avg	FG-FGA	Pct	3FM-3GA	Pct	FT-FTA	Pct	Rebs	PF-D	Ast	TO	Blk	Stl	Pts/Avg
2015-16	29-16	784/27.0	128-279	.459	39-101	.386	56-71	.789	134-4.6	71-1	38	42	16	39	351/12.1

14 MALIK NEWMAN



Freshman | Guard

6-3 | 190

Jackson, MS

Callaway HS

Season Highs

Points: 25, Ole Miss, 1-23-16
FGM: 8, Ole Miss, 1-23-16
FGA: 17, Texas Tech, 11-20-15
3FGM: 7, 3x, Ole Miss, 1-23-16
3FGA: 10, twice, last vs. Ole Miss, 1-23-16
FTM: 6, twice, last vs. Kentucky, 1-12-16
FTA: 6, 5x, last vs. LSU, 2-6-16
Rebounds: 7, Tennessee, 1-16-16
Assists: 5, LSU, 2-6-16
Blocks: 1, Missouri, 1-30-16
Steals: 2, Texas Southern, 12-2-15
Minutes: 39, LSU, 2-6-16

Newman's Notes . . .

- ✓ Preseason second-team All-SEC selection by both the league coaches and writers.
- ✓ DNP vs. Eastern Washington due to turf toe.
- ✓ Made his debut against Southern, scoring 6 points along with 3 assists.
- ✓ Scored 15 points against Miami, including going 4-8 from long distance.
- ✓ Made his first-career start vs. Texas Tech, tallying 17 points, 5 rebounds and 4 assists.
- ✓ Put together 15 points with 4 rebounds and tied a career high with 4 assists, while going a career-best 6-of-6 from the free throw line vs. Tulane.
- ✓ Turned in 15 points, 4 rebounds and 4 assists in a win against NC Central.
- ✓ Totaled 14 points, 3 rebounds and 2 assists in SEC opener vs. Texas A&M.
- ✓ Earned 14 points and tied a season high with 4 assists, while going 6-for-6 from the free throw line at Kentucky.
- ✓ Tallied a career-high 25 points on 8-of-16 shooting in 36 minutes against Ole Miss.
- ✓ Drained 7 3-pointers, the second-most in a game in program history and the most since Dee Bost made seven against Troy on 12-10-11.
- ✓ Set career highs with 39 minutes played and 5 assists at LSU.
- ✓ Did not play at Alabama due to a back injury.
- ✓ Stands third in the MSU freshman record book for 3-point field goals made with 57.
- ✓ Fourth in the MSU freshman record book with 153 attempted 3-point field goals.

2015-16 Game-By-Game

Opponent	MIN	FG	Pct.	3FG	Pct.	FT	Pct.	O-D-R	PF	A	TO	B	S	PTS
N13 Eastern Washington	-DNP-													
N16 Southern University	17	2-8	.250	1-5	.200	1-6	.167	0-2-2	0	3	4	0	0	6
N19 Miami	27	5-10	.500	4-8	.500	1-2	.500	0-3-3	3	1	3	0	0	15
N20 Texas Tech	31	6-17	.353	2-9	.222	3-3	1.000	2-3-5	4	4	3	0	1	17
N22 Missouri State	26	5-10	.500	2-6	.333	2-2	1.000	0-1-1	4	1	1	0	0	14
N28 UT Martin	32	2-10	.200	1-4	.250	0-0	.000	0-3-3	2	3	2	0	0	5
D2 Texas Southern	32	4-8	.500	1-5	.200	0-0	.000	0-2-2	0	3	1	0	2	9
D12 UMKC	34	6-15	.400	4-10	.400	2-3	.667	0-4-4	0	0	2	0	0	18
D16 Florida State	22	4-11	.364	2-5	.400	2-2	1.000	1-2-3	1	1	1	0	0	12
D19 Tulane	32	3-9	.333	3-5	.600	6-6	1.000	0-4-4	0	4	3	0	0	15
D23 Northern Colorado	27	6-11	.545	4-8	.500	4-4	1.000	1-3-4	1	2	3	0	1	20
D31 North Carolina Central	27	6-9	.667	2-5	.400	1-2	.500	0-4-4	0	4	0	0	1	15
J6 Texas A&M	33	4-11	.364	3-7	.429	3-6	.500	0-3-3	3	2	2	0	0	14
J9 Arkansas	30	3-7	.429	2-5	.400	1-4	.250	0-3-3	2	0	2	0	0	9
J12 Kentucky	27	3-7	.429	2-4	.500	6-6	1.000	0-1-1	1	4	1	0	0	14
J16 Tennessee	34	3-15	.200	1-7	.143	0-0	.000	1-6-7	2	2	0	0	0	7
J19 Florida	35	4-9	.444	2-4	.500	2-3	.667	0-3-3	1	2	1	0	1	12
J23 Ole Miss	36	8-16	.500	7-10	.700	2-2	1.000	0-0-0	3	2	1	0	1	25
J26 South Carolina	28	5-13	.385	5-8	.625	0-0	.000	0-1-1	5	1	3	0	1	15
J30 Missouri	35	6-11	.545	4-8	.500	3-3	1.000	0-5-5	0	3	2	1	0	19
F2 Alabama	25	1-4	.250	0-1	.000	1-2	.500	0-2-2	1	1	1	0	1	3
F6 LSU	39	4-12	.333	0-4	.000	4-6	.667	0-3-3	2	5	3	0	1	12
F9 Arkansas	21	3-8	.375	0-3	.000	0-0	.000	0-1-1	4	0	2	0	0	6
F13 Georgia	28	2-8	.250	2-5	.400	1-2	.500	0-2-2	1	1	2	0	0	7
F16 Vanderbilt	31	2-11	.182	0-5	.000	1-2	.500	1-4-5	2	3	0	0	0	5
F20 Alabama	-DNP-													
F24 Texas A&M	18	3-6	.500	2-4	.500	0-0	.000	0-2-2	0	1	1	0	0	8
F27 South Carolina	16	0-4	.000	0-4	.000	0-0	.000	0-0-0	0	3	2	0	0	0
M2 Ole Miss	24	1-6	.167	1-4	.250	0-0	.000	0-3-3	1	3	1	1	1	3
M5 Auburn														
M9 SEC Tournament														

CAREER STATS FOR MALIK NEWMAN

Year	GP-GS	Min/Avg	FG-FGA	Pct	3FM-3GA	Pct	FT-FTA	Pct	Rebs	PF-D	Asst	TO	Blk	Stl	Pts/Avg
2015-16	27-22	767/28.4	101-266	.380	57-153	.373	46-66	.697	76-2.8	43-1	59	47	2	11	305/11.3

15 I.J. READY



Junior | Guard

5-11 | 170

North Little Rock, AR

Parkview Magnet HS

Season Highs

Points: 25, Eastern Washington, 11-13-15
FGM: 8, Eastern Washington, 11-13-15
FGA: 16, twice, last vs. Florida, 1-19-16
3FGM: 3, twice, last vs. South Carolina, 1-26-16
3FGA: 7, Texas Southern, 12-2-15
FTM: 8, Eastern Washington, 11-13-15
FTA: 9, Eastern Washington, 11-13-15
Rebounds: 7, Missouri, 1-30-16
Assists: 11, twice, last vs. Northern Colorado, 12-23-15
Blocks: 1, Arkansas, 2-9-16
Steals: 5, South Carolina, 2-27-16
Minutes: 36, Ole Miss, 3-2-16

Career Highs

Points: 25, Eastern Washington, 11-13-15
FGM: 8, Eastern Washington, 11-13-15
FGA: 16, 3x, last vs. Florida, 1-19-16
3FGM: 4, Georgia, 1-24-15
3FGA: 7, 7x, last vs. Texas Southern, 12-2-15
FTM: 8, Eastern Washington, 11-13-15
FTA: 9, Eastern Washington, 11-13-15
Rebounds: 8, twice, last vs. Auburn, 1-21-15
Assists: 11, twice, last vs. Northern Colorado, 12-23-15
Blocks: 1, Arkansas, 2-9-16
Steals: 5, twice, last vs. South Carolina, 2-27-16
Minutes: 36, Ole Miss, 3-2-16

2015-16 Game-By-Game

Opponent	MIN	FG	Pct.	3FG	Pct.	FT	Pct.	O-D-R	PF	A	TO	B	S	PTS
N13 Eastern Washington	35	8-16	.500	1-5	.200	8-9	.889	0-2-2	2	6	5	0	1	25
N16 Southern University	32	3-13	.231	1-5	.200	2-2	1.000	0-3-3	0	5	0	0	1	9
N19 Miami	26	3-8	.375	1-3	.333	2-4	.500	1-0-1	3	4	5	0	1	9
N20 Texas Tech	33	4-9	.444	3-6	.500	0-0	.000	1-5-6	3	3	1	0	2	11
N22 Missouri State	30	5-9	.556	1-4	.250	2-2	1.000	0-3-3	1	11	2	0	2	13
N28 UT Martin	30	5-10	.500	0-2	.000	0-0	.000	0-4-4	0	4	1	0	3	10
D2 Texas Southern	28	5-12	.417	1-7	.143	0-0	.000	0-4-4	4	3	2	0	0	11
D12 UMKC	34	5-15	.333	0-5	.000	1-1	1.000	0-1-1	2	1	2	0	1	11
D16 Florida State	26	3-7	.429	2-5	.400	0-0	.000	0-1-1	3	1	2	0	0	8
D19 Tulane	29	2-5	.400	0-2	.000	3-4	.750	1-1-2	2	4	0	0	0	7
D23 Northern Colorado	27	3-6	.500	0-3	.000	2-2	1.000	0-1-1	1	11	0	0	1	8
D31 North Carolina Central	26	2-5	.400	1-3	.333	0-0	.000	0-0-0	1	2	1	0	2	5
J6 Texas A&M	30	3-6	.500	1-4	.250	0-0	.000	0-2-2	1	2	2	0	0	7
J9 Arkansas	30	3-8	.375	1-3	.333	0-0	.000	1-1-2	0	7	1	0	1	7
J12 Kentucky	34	2-6	.333	0-0	.000	3-4	.750	0-4-4	3	2	3	0	1	7
J16 Tennessee	28	4-6	.667	1-2	.500	0-0	.000	0-1-1	4	6	1	0	1	9
J19 Florida	34	7-16	.438	2-4	.500	4-4	1.000	0-4-4	0	2	1	0	1	20
J23 Ole Miss	24	1-5	.200	1-2	.500	4-4	1.000	0-3-3	4	5	1	0	0	7
J26 South Carolina	30	6-8	.750	3-3	1.000	5-5	1.000	1-3-4	3	7	1	0	3	20
J30 Missouri	22	0-3	.000	0-2	.000	0-0	.000	1-6-7	0	1	2	0	1	0
F2 Alabama	35	4-11	.364	1-1	1.000	0-0	.000	2-1-3	3	4	0	0	2	9
F6 LSU	-DNP-													
F9 Arkansas	27	3-7	.429	0-2	.000	0-0	.000	0-3-3	0	6	2	1	1	6
F13 Georgia	29	4-9	.444	0-3	.000	1-2	.500	1-0-1	0	4	2	0	2	9
F16 Vanderbilt	28	3-6	.500	1-2	.500	0-0	.000	0-2-2	0	6	0	0	1	7
F20 Alabama	29	4-7	.571	0-1	.000	2-4	.500	0-1-1	3	3	0	0	2	10
F24 Texas A&M	26	2-4	.500	1-1	1.000	0-0	.000	0-1-1	2	5	2	0	0	5
F27 South Carolina	32	0-3	.000	0-2	.000	0-1	.000	1-1-2	4	5	4	0	5	0
M2 Ole Miss	36	2-8	.250	0-3	.000	2-2	1.000	0-2-2	5	7	3	0	2	6
M5 Auburn														
M9 SEC Tournament														

Ready's Notes . . .

- ✓ Career-high 25 points vs. EWU in opener en route to collecting 400th-career point.
- ✓ 9 points, 5 assists vs. Southern.
- ✓ Tallied 9 points, 4 assists and a steal against Miami in the opener in the Puerto Rico Tip-Off.
- ✓ Earned 11 points against Texas Tech, with 9 of those coming from three-point range.
- ✓ Set a career high with 11 assists and tacked on 13 points in a win against Missouri State.
- ✓ 10 points and season-high 3 steals against UT Martin.
- ✓ 8 points and tied a career high with 11 assists against Northern Colorado.
- ✓ Earned his second 20-point game of the year at Florida, scoring 20 with 4 rebounds and 2 assists.
- ✓ Put together his third 20-point game of the season, scoring 20 and adding 7 assists, 4 rebounds and a season-high-tying 3 steals.
- ✓ Tallied his first-career block in a home victory against Arkansas, while adding 6 points and 6 assists.
- ✓ Tied a career high with 5 steals in a home win against South Carolina.

CAREER STATS FOR I.J. READY

Year	GP-GS	Min/Avg	FG-FGA	Pct	3FM-3GA	Pct	FT-FTA	Pct	Rebs	PF-D	Asst	TO	Blk	Stl	Pts/Avg
2013-14	26-21	626/24.1	59-159	.371	17-48	.354	18-21	.857	55-2.1	31-1	69	41	0	32	153/5.9
2014-15	29-21	744/25.7	87-218	.399	28-95	.295	37-42	.881	57-2.0	46-0	71	41	0	37	239/8.2
2015-16	28-21	830/29.6	96-228	.421	23-85	.271	41-50	.820	70-2.5	54-1	127	46	1	37	256/9.1
Totals	83-63	2200/26.5	242-605	.400	68-228	.298	96-113	.850	182-2.2	131-2	267	128	1	106	648/7.8

20 GAVIN WARE



Senior | Forward

6-9 | 260

Starkville, MS

Starkville HS

Season Highs

Points: 28, twice, last vs. Ole Miss, 3-2-16
 FGM: 12, twice, last vs. Alabama, 2-2-16
 FGA: 16, 4x, last vs. Alabama, 2-2-16
 3FGM: ---
 3FGA: ---
 FTM: 9, Arkansas, 2-9-16
 FTA: 9, Arkansas, 2-9-16
 Rebounds: 13, 3x, last vs. Vanderbilt, 1-16-16
 Assists: 3, Ole Miss, 3-2-16
 Blocks: 3, 4x, last vs. Florida, 1-19-16
 Steals: 3, 3x, last vs. Ole Miss, 3-2-16
 Minutes: 35, twice, last vs. Texas Southern, 12-2-15

Career Highs

Points: 28, twice, last vs. Ole Miss, 3-2-16
 FGM: 12, twice, last vs. Alabama, 2-2-16
 FGA: 16, 4x, last vs. Alabama, 2-2-16
 3FGM: --
 3FGA: --
 FTM: 9, Arkansas, 2-9-16
 FTA: 11, MVSU, 11-19-13
 Rebounds: 17, Auburn, 1-21-15
 Assists: 3, Ole Miss, 3-2-16
 Blocks: 5, Loyola, 12-15-12
 Steals: 3, 4x, last vs. Ole Miss, 3-2-16
 Minutes: 36, Texas A&M, 1-30-13

2015-16 Game-By-Game

Opponent	MIN	FG	Pct.	3FG	Pct.	FT	Pct.	O-D-R	PF	A	TO	B	S	PTS
N13 Eastern Washington	30	11-14	.786	0-0	.000	4-7	.571	6-7-13	2	0	2	3	1	26
N16 Southern University	29	5-9	.556	0-0	.000	3-4	.750	3-1-4	5	0	2	0	1	13
N19 Miami	29	10-15	.667	0-0	.000	0-0	.000	2-3-5	4	1	1	0	0	20
N20 Texas Tech	35	6-9	.667	0-0	.000	3-4	.750	2-7-9	4	1	3	2	0	15
N22 Missouri State	28	12-16	.750	0-0	.000	1-2	.500	2-1-3	3	1	0	1	1	25
N28 UT Martin	30	9-12	.750	0-0	.000	4-5	.800	4-6-10	0	2	0	3	1	22
D2 Texas Southern	35	8-11	.727	0-0	.000	3-3	1.000	5-6-11	2	2	1	3	0	19
D12 UMKC	29	4-6	.667	0-0	.000	4-5	.800	4-3-7	5	0	1	1	0	12
D16 Florida State	19	5-9	.556	0-0	.000	3-4	.750	5-3-8	3	0	0	0	0	13
D19 Tulane	24	5-7	.714	0-0	.000	2-4	.500	2-7-9	3	2	0	1	1	12
D23 Northern Colorado	24	8-10	.800	0-0	.000	3-4	.750	2-4-6	2	1	3	2	3	19
D31 North Carolina Central	25	5-7	.714	0-0	.000	6-6	1.000	1-8-9	1	1	1	0	1	16
J6 Texas A&M	33	5-9	.556	0-0	.000	5-6	.833	4-9-13	2	0	1	1	1	15
J9 Arkansas	29	5-16	.313	0-0	.000	4-4	1.000	4-1-5	0	2	2	0	1	14
J12 Kentucky	29	4-7	.571	0-0	.000	3-3	1.000	2-4-6	3	0	4	0	0	11
J16 Tennessee	28	8-16	.500	0-0	.000	5-8	.625	7-3-10	4	2	1	1	0	21
J19 Florida	15	2-3	.667	0-0	.000	1-2	.500	0-1-1	5	0	1	3	2	5
J23 Ole Miss	34	5-8	.625	0-0	.000	4-4	1.000	2-4-6	1	1	3	2	1	14
J26 South Carolina	23	1-6	.167	0-0	.000	4-6	.667	0-4-4	4	0	0	1	3	6
J30 Missouri	-DNP-													
F2 Alabama	29	12-16	.750	0-0	.000	4-7	.571	5-1-6	4	1	2	0	2	28
F6 LSU	34	5-10	.500	0-0	.000	4-6	.667	2-3-5	2	2	2	1	0	14
F9 Arkansas	22	6-9	.667	0-0	.000	9-9	1.000	2-8-10	3	1	3	1	1	21
F13 Georgia	25	3-6	.500	0-0	.000	0-0	.000	2-4-6	4	0	2	0	1	6
F16 Vanderbilt	29	8-12	.667	0-0	.000	2-4	.500	1-12-13	2	1	3	1	1	18
F20 Alabama	17	5-8	.625	0-0	.000	2-2	1.000	1-2-3	4	1	4	0	1	12
F24 Texas A&M	33	3-7	.429	0-0	.000	2-2	1.000	1-8-9	3	1	5	2	0	8
F27 South Carolina	32	7-12	.583	0-0	.000	2-4	.500	4-8-12	2	1	0	0	0	16
M2 Ole Miss	33	11-14	.786	0-0	.000	6-8	.750	6-3-9	1	0	3	1	3	28
M5 Auburn														
M9 SEC Tournament														

Ware's Notes . . .

- ✓ Had 25 points against Missouri State, becoming the 35th player in school history to have 1,000 for a career
- ✓ His 11 rebounds vs. Texas Southern made him the 12th MSU player in school history to reach 700 for a career.
- ✓ Earned a career-high 28 points against Alabama on Feb. 2 at home.
- ✓ With 5 rebounds at LSU, became he seventh player in MSU history to have 1,000 points and 800 rebounds.
- ✓ Tied a career high with 28 points on 11-of-14 shooting at Ole Miss.
- ✓ Passed Erick Dampier for fifth on MSU's all-time rebounding list with 866.
- ✓ Has 1,350 points for his career, placing him 17th on MSU's all-time list.
- ✓ Eighth on MSU's all-time blocks list with 98.
- ✓ Scored in double digits in the first 16 games, the longest streak to start a season since Tony Watts scored double digits in all 28 games in 1992-93.
- ✓ Has eight double-doubles this season and 20 for his career.
- ✓ Scored 20-plus points in eight games.
- ✓ Name a finalist for the C Spire Howell Trophy on Monday.

CAREER STATS FOR GAVIN WARE

Year	GP-GS	Min/Avg	FG-FGA	Pct	3FM-3GA	Pct	FT-FTA	Pct	Rebs	PF-D	Ast	TO	Blk	Stl	Pts/Avg
2012-13	32-27	824/25.8	110-203	.542	0-0	.000	50-89	.562	206-6.4	65-2	9	40	24	15	270/8.4
2013-14	33-33	858/26.0	129-222	.581	0-0	.000	72-111	.649	236-7.2	82-1	7	45	12	28	330/10.0
2014-15	30-25	803/26.8	110-220	.500	0-0	.000	81-109	.743	212-7.1	70-2	9	45	32	11	301/10.0
2015-16	28-25	782/27.9	178-284	.627	0-0	.000	93-123	.756	212-7.6	78-3	24	50	30	26	449/16.0
TOTALS	123-110	3267/26.6	527-929	.567	0-0	.000	296-432	.685	866-7.0	295-8	49	180	98	80	1350/11.0

21 REGGIE PATTERSON



Senior | Guard

6-4 | 168

Baldwyn, MS

Northeast Mississippi CC

Season Highs

Points: 3, Northern Colorado, 12-23-15
FGM: 1, Northern Colorado, 12-23-15
FGA: 2, Northern Colorado, 12-23-15
3FGM: ---
3FGA: 1, Florida State, 12-16-15
FTM: 1, twice, last vs. Arkansas, 2-9-16
FTA: 2, Arkansas, 2-9-16
Rebounds: 1, Arkansas, 2-9-16
Assists: ---
Blocks: ---
Steals: ---
Minutes: 3, Florida State, 12-16-15

Patterson's Notes . . .

- ✓ Made MSU debut vs. EWU.
- ✓ Scored a career-high 3 points against Northern Colorado.
- ✓ Went 1-for-2 from the free throw line and earned his first-career rebound against Arkansas at The Hump.

2015-16 Game-By-Game

Opponent	MIN	FG	Pct.	3FG	Pct.	FT	Pct.	O-D-R	PF	A	TO	B	S	PTS
N13 Eastern Washington	1	0-0	.000	0-0	.000	0-0	.000	0-0-0	1	0	0	0	0	0
N16 Southern University	-DNP-													
N19 Miami	-DNP-													
N20 Texas Tech	-DNP-													
N22 Missouri State	-DNP-													
N28 UT Martin	1	0-1	.000	0-0	.000	0-0	.000	0-0-0	0	0	0	0	0	0
D2 Texas Southern	-DNP-													
D12 UMKC	-DNP-													
D16 Florida State	3	0-1	.000	0-1	.000	0-0	.000	0-0-0	1	0	0	0	0	0
D19 Tulane	-DNP-													
D23 Northern Colorado	2	1-2	.500	0-0	.000	1-1	1.000	0-0-0	1	0	1	0	0	3
D31 North Carolina Central	2	0-0	.000	0-0	.000	0-0	.000	0-0-0	1	0	0	0	0	0
J6 Texas A&M	-DNP-													
J9 Arkansas	-DNP-													
J12 Kentucky	-DNP-													
J16 Tennessee	-DNP-													
J19 Florida	-DNP-													
J23 Ole Miss	-DNP-													
J26 South Carolina	-DNP-													
J30 Missouri	-DNP-													
F2 Alabama	-DNP-													
F6 LSU	2	0-0	.000	0-0	.000	0-0	.000	0-0-0	0	0	0	0	0	0
F9 Arkansas	2	0-0	.000	0-0	.000	1-2	.500	0-1-1	1	0	1	0	0	1
F13 Georgia	-DNP-													
F16 Vanderbilt	-DNP-													
F20 Alabama	0	0-0	.000	0-0	.000	0-0	.000	0-0-0	0	0	0	0	0	0
F24 Texas A&M	-DNP-													
F27 South Carolina	-DNP-													
M2 Ole Miss	-DNP-													
M5 Auburn														
M9 SEC Tournament														

CAREER STATS FOR REGGIE PATTERSON

Year	GP-GS	Min/Avg	FG-FGA	Pct	3FM-3GA	Pct	FT-FTA	Pct	Rebs	PF-D	Asst	TO	Blk	Stl	Pts/Avg
2015-16	8-0	13/1.6	1-4	.250	0-1	.000	2-3	.667	1-0.1	5-0	0	2	0	0	4/0.5

23 TRAVIS DANIELS



Senior | Guard

6-7 | 225

Tuscaloosa, AL

Shelton State CC

Season Highs

Points: 18, Texas Southern, 12-2-15
FGM: 7, Eastern Washington, 11-13-15
FGA: 12, UT Martin, 11-28-15
3FGM: 3, Southern, 11-16-15
3FGA: 5, UMKC, 12-12-15
FTM: 4, twice, last vs. Northern Colorado, 12-23-15
FTA: 4, 4x, last vs. Missouri, 1-30-16
Rebounds: 10, Southern, 11-16-15
Assists: 3, twice, last vs. Texas Southern, 12-2-15
Blocks: 4, South Carolina, 2-27-16
Steals: 2, twice, last vs. Ole Miss, 3-2-16
Minutes: 34, Texas Tech, 11-20-15

Career Highs

Points: 21, St. Louis, 11-28-14
FGM: 8, St. Louis, 11-28-14
FGA: 16, Texas A&M, 1-13-15
3FGM: 4, 4x, last vs. Texas A&M, 1-13-15
3FGA: 8, Texas A&M, 1-13-15
FTM: 5, 4x, last vs. Ole Miss, 2-19-15
FTA: 7, twice, last vs. Tulane, 12-6-14
Rebounds: 10, Southern, 11-16-15
Assists: 3, 3x, last vs. Texas Southern, 12-2-15
Blocks: 4, South Carolina, 2-27-16
Steals: 2, 4x, last vs. Ole Miss, 3-2-16
Minutes: 35, Texas A&M, 1-13-15

2015-16 Game-By-Game

Opponent	MIN	FG	Pct.	3FG	Pct.	FT	Pct.	O-D-R	PF	A	TO	B	S	PTS
N13 Eastern Washington	21	7-9	.778	1-3	.333	1-1	1.000	0-0-0	2	1	0	0	0	16
N16 Southern University	33	3-3	1.000	3-3	1.000	0-0	.000	4-6-10	2	1	1	0	0	9
N19 Miami	25	2-6	.333	1-2	.500	0-0	.000	1-2-3	3	2	2	2	0	5
N20 Texas Tech	34	2-3	.667	1-1	1.000	1-4	.250	4-2-6	1	1	1	1	0	6
N22 Missouri State	32	3-7	.429	1-3	.333	2-3	.667	4-4-8	2	3	1	1	0	9
N28 UT Martin	29	4-12	.333	0-4	.000	0-0	.000	6-1-7	3	1	3	1	0	8
D2 Texas Southern	32	6-11	.545	2-2	1.000	4-4	1.000	1-3-4	3	3	1	1	0	18
D12 UMKC	28	1-9	.111	0-5	.000	0-0	.000	5-2-7	2	2	1	0	0	2
D16 Florida State	-DNP-													
D19 Tulane	18	2-5	.400	1-2	.500	0-0	.000	0-3-3	1	0	1	0	0	5
D23 Northern Colorado	18	1-1	1.000	0-0	.000	4-4	1.000	2-2-4	3	0	1	1	1	6
D31 North Carolina Central	19	2-4	.500	0-1	.000	0-0	.000	0-3-3	1	0	0	0	1	4
J6 Texas A&M	27	1-1	1.000	0-0	.000	0-0	.000	2-4-6	1	0	3	1	1	2
J9 Arkansas	25	2-5	.400	0-2	.000	0-0	.000	2-0-2	3	1	1	0	0	4
J12 Kentucky	24	1-3	.333	1-1	1.000	0-0	.000	0-1-1	2	0	2	0	0	3
J16 Tennessee	5	1-1	1.000	0-0	.000	0-0	.000	0-0-0	2	0	1	0	0	2
J19 Florida	6	0-1	.000	0-0	.000	0-0	.000	0-0-0	2	1	0	0	0	0
J23 Ole Miss	-DNP-													
J26 South Carolina	13	0-0	.000	0-0	.000	1-2	.500	3-1-4	3	1	2	1	1	1
J30 Missouri	33	4-6	.667	2-4	.500	3-4	.750	1-1-2	1	0	1	2	1	13
F2 Alabama	23	5-9	.556	1-4	.250	0-0	.000	2-5-7	3	0	3	1	0	11
F6 LSU	17	3-4	.750	1-1	1.000	0-0	.000	3-1-4	3	1	0	0	1	7
F9 Arkansas	23	2-4	.500	1-1	1.000	0-2	.000	3-7-10	3	0	1	2	0	5
F13 Georgia	14	0-4	.000	0-2	.000	0-0	.000	1-1-2	1	0	0	0	0	0
F16 Vanderbilt	26	2-3	.667	0-0	.000	0-0	.000	0-2-2	1	0	0	0	2	4
F20 Alabama	27	1-2	.500	0-0	.000	1-2	.500	1-5-6	3	0	0	0	0	3
F24 Texas A&M	28	1-2	.500	0-1	.000	0-0	.000	0-9-9	3	1	1	0	1	2
F27 South Carolina	26	1-5	.200	1-2	.500	0-0	.000	3-3-6	3	2	2	4	1	3
M2 Ole Miss	23	3-6	.500	1-2	.500	1-1	1.000	3-2-5	4	0	1	0	2	8
M5 Auburn														
M9 SEC Tournament														

Daniels' Notes . . .

- ✓ 16 points vs. EWU.
- ✓ Had 9 points and a career-high 10 rebounds vs. Southern
- ✓ Earned 5 points and a career-high 2 blocks vs. Miami.
- ✓ Played a season-high 34 minutes with 6 points and 6 rebounds against Texas Tech.
- ✓ 9 points, 8 rebounds and 3 assists (tied career high) vs. Missouri State.
- ✓ 8 points, 7 rebounds vs. UT Martin. Career-high 6 offensive rebounds.
- ✓ Earned a season-high 18 points and tied a career high with 3 assists against Texas Southern.
- ✓ Returned from missing one game due to concussion to score 5 points and tally 3 rebounds in MSU's win against Tulane.
- ✓ Scored 13 points on 4-of-6 shooting and tied a career high with 2 blocks at Missouri.
- ✓ Set a career high with 4 blocks in a home win against South Carolina.
- ✓ Tied a career high with 2 steals, while adding 8 points at Ole Miss.

CAREER STATS FOR TRAVIS DANIELS

Year	GP-GS	Min/Avg	FG-FGA	Pct	3FM-3GA	Pct	FT-FTA	Pct	Rebs	PF-D	Asst	TO	Blk	Stl	Pts/Avg
2014-15	32-26	632/19.8	70-176	.398	24-83	.289	30-45	.667	124-3.9	52-0	18	49	5	14	194/6.1
2015-16	27-24	629/23.3	60-126	.476	18-46	.391	18-27	.667	121-4.5	61-0	21	30	18	12	156/5.8
TOTALS	59-50	1261/21.4	130-302	.430	42-129	.326	48-72	.667	245-4.2	113-0	39	79	23	26	350/5.9

24 JETT JOBE



Freshman | Guard

6-4 | 181

Tuttle, OK

Tuttle HS

Season Highs

Points: 1, Eastern Washington, 11-13-15
 FGM: ---
 FGA: 1, twice, last vs. Arkansas, 2-9-16
 3FGM: ---
 3FGA: ---
 FTM: ---
 FTA: ---
 Rebounds: 1, twice, last vs. Northern Colorado, 12-23-15
 Assists: 1, Northern Colorado, 12-23-15
 Blocks: ---
 Steals: ---
 Minutes: 4, NC Central, 12-31-15

Jobe's Notes . . .

- ✓ Made MSU debut vs. EWU.
- ✓ Earned his first-career rebound vs. Miami.

2015-16 Game-By-Game

Opponent	MIN	FG	Pct.	3FG	Pct.	FT	Pct.	O-D-R	PF	A	TO	B	S	PTS
N13 Eastern Washington	1	0-1	.000	0-0	.000	0-0	.000	0-0-0	0	0	0	0	0	0
N16 Southern University	-DNP-													
N19 Miami	2	0-0	.000	0-0	.000	0-0	.000	0-1-1	0	0	0	0	0	0
N20 Texas Tech	-DNP-													
N22 Missouri State	-DNP-													
N28 UT Martin	2	0-0	.000	0-0	.000	0-0	.000	0-0-0	0	0	0	0	0	0
D2 Texas Southern	-DNP-													
D12 UMKC	-DNP-													
D16 Florida State	-DNP-													
D19 Tulane	-DNP-													
D23 Northern Colorado	2	0-0	.000	0-0	.000	0-0	.000	0-1-1	0	1	0	0	0	0
D31 North Carolina Central	4	0-0	.000	0-0	.000	0-0	.000	0-0-0	1	0	0	0	0	0
J6 Texas A&M	-DNP-													
J9 Arkansas	-DNP-													
J12 Kentucky	-DNP-													
J16 Tennessee	-DNP-													
J19 Florida	-DNP-													
J23 Ole Miss	-DNP-													
J26 South Carolina	-DNP-													
J30 Missouri	-DNP-													
F2 Alabama	-DNP-													
F6 LSU	-DNP-													
F9 Arkansas	2	0-1	.000	0-0	.000	0-0	.000	0-0-0	0	0	0	0	0	0
F13 Georgia	-DNP-													
F16 Vanderbilt	-DNP-													
F20 Alabama	-DNP-													
F24 Texas A&M	-DNP-													
F27 South Carolina	-DNP-													
M2 Ole Miss	-DNP-													
M5 Auburn														
M9 SEC Tournament														

CAREER STATS FOR JETT JOBE

Year	GP-GS	Min/Avg	FG-FGA	Pct	3FM-3GA	Pct	FT-FTA	Pct	Rebs	PF-D	Ast	TO	Blk	Stl	Pts/Avg
2015-16	6-0	13/2.2	0-2	.000	0-0	.000	0-0	.000	2-0.3	1-0	1	0	0	0	0/0.0

32 CRAIG SWORD



Senior | Guard

6-3 | 197

Montgomery, AL

G.W. Carver HS

Season Highs

Points: 24, Texas A&M, 2-24-16
 FGM: 9, Kentucky, 1-12-16
 FGA: 16, Florida, 1-19-16
 3FGM: 3, Texas A&M, 2-24-16
 3FGA: 8, Southern, 11-16-15
 FTM: 7, Miami, 11-19-15
 FTA: 9, twice, last vs. Tulane, 12-19-15
 Rebounds: 8, twice, last vs. Ole Miss, 1-23-16
 Assists: 6, twice, last vs. Alabama, 2-2-16
 Blocks: 4, twice, last vs. South Carolina, 1-26-16
 Steals: 4, South Carolina, 2-27-16
 Minutes: 37, Alabama, 2-20-16

Career Highs

Points: 33, LSU, 2-19-14
 FGM: 11, LSU, 2-19-14
 FGA: 17, twice, last vs. Tennessee, 3-14-13
 3FGM: 5, Ole Miss, 1-28-15
 3FGA: 8, Southern, 11-16-15
 FTM: 15, Ole Miss, 1-11-14
 FTA: 18, Ole Miss, 1-11-14
 RBs: 8, 6x, last vs. last vs. Ole Miss, 1-23-16
 Assists: 9, Ole Miss, 3-2-13
 Blocks: 4, twice, last vs. South Carolina, 1-26-16
 Steals: 7, Ole Miss, 1-11-14
 Minutes: 39, Texas A&M, 1-18-14

2015-16 Game-By-Game

Opponent	MIN	FG	Pct.	3FG	Pct.	FT	Pct.	O-D-R	PF	A	TO	B	S	PTS
N13 Eastern Washington	25	3-8	.375	1-4	.250	2-3	.667	0-4-4	3	3	3	2	2	9
N16 Southern University	24	4-11	.364	2-8	.250	6-6	1.000	2-1-3	5	2	7	1	0	16
N19 Miami	28	6-12	.500	1-2	.500	7-9	.778	2-1-3	3	4	1	1	1	20
N20 Texas Tech	28	3-10	.300	0-4	.000	0-0	.000	2-1-3	4	1	2	3	0	6
N22 Missouri State	30	5-6	.833	1-2	.500	1-1	1.000	1-0-1	2	1	2	0	2	12
N28 UT Martin	24	3-8	.375	0-2	.000	2-3	.667	1-1-2	2	4	3	0	1	8
D2 Texas Southern	25	7-12	.583	2-5	.400	0-0	.000	1-1-2	5	2	2	4	2	16
D12 UMKC	32	3-7	.429	1-4	.250	5-8	.625	2-1-3	5	5	4	2	3	12
D16 Florida State	28	7-13	.538	0-1	.000	6-8	.750	1-2-3	1	2	2	0	1	20
D19 Tulane	34	4-14	.286	0-2	.000	6-9	.667	1-4-5	0	1	2	0	1	14
D23 Northern Colorado	24	1-4	.250	0-1	.000	2-5	.400	0-3-3	4	4	1	1	3	4
D31 North Carolina Central	25	4-7	.571	0-2	.000	0-2	.000	1-3-4	1	3	4	2	1	8
J6 Texas A&M	25	2-8	.250	0-4	.000	3-4	.750	0-2-2	3	3	5	1	2	7
J9 Arkansas	32	7-9	.778	2-3	.667	5-8	.625	3-5-8	4	0	6	0	1	21
J12 Kentucky	31	9-13	.692	0-0	.000	2-3	.667	0-2-2	5	1	5	0	1	20
J16 Tennessee	25	2-8	.250	0-3	.000	4-5	.800	1-2-3	4	6	2	1	2	8
J19 Florida	28	7-16	.438	0-3	.000	3-5	.600	1-5-6	4	4	4	0	3	17
J23 Ole Miss	34	4-7	.571	0-2	.000	2-2	1.000	3-5-8	4	5	5	2	0	10
J26 South Carolina	34	3-11	.273	0-2	.000	4-7	.571	1-4-5	5	2	2	4	0	10
J30 Missouri	30	6-11	.545	0-1	.000	3-6	.500	2-3-5	2	5	2	0	1	15
F2 Alabama	36	4-10	.400	0-2	.000	2-3	.667	1-6-7	5	6	3	0	2	10
F6 LSU	32	5-11	.455	2-4	.500	0-0	.000	0-3-3	3	2	2	1	1	12
F9 Arkansas	29	4-8	.500	0-1	.000	2-3	.667	1-4-5	2	3	3	0	0	10
F13 Georgia	22	4-14	.286	2-5	.400	3-3	1.000	4-2-6	4	2	1	0	1	13
F16 Vanderbilt	22	6-12	.500	1-3	.333	1-2	.500	0-4-4	5	2	1	0	0	14
F20 Alabama	37	5-13	.385	2-7	.286	1-2	.500	2-2-4	1	3	3	0	2	13
F24 Texas A&M	34	8-13	.615	3-6	.500	5-6	.833	0-3-3	3	1	3	1	1	24
F27 South Carolina	34	4-6	.667	2-4	.500	4-8	.500	0-1-1	3	5	4	1	4	14
M2 Ole Miss	29	3-8	.375	1-5	.200	3-5	.600	0-3-3	4	5	4	0	1	10
M5 Auburn														
M9 SEC Tournament														

Sword's Notes . . .

✓ Preseason second-team All-SEC selection by the league coaches.

✓ Tallied 12 points vs. Missouri State, moving him into 26th place on MSU's career scoring chart.

✓ Tallied 16 points and earned a career-high 4 blocks against Texas Southern.

✓ In his 100th-career game with MSU, had 12 points, 5 assists, 3 steals and 2 blocks at UMKC.

✓ Tallied a season-high 21 points and tied a career high with 8 rebounds at Arkansas.

✓ With 20 points at Kentucky (on season-high 9 FGM), has consecutive 20-plus point games for first time this season.

✓ Tied a season high with 3 steals and added 17 points and 6 rebounds at Florida.

✓ Scored 10 points at South Carolina and tied a career high with 4 blocks.

✓ Currently has 1,462 points for his career, passing Ravern Johnson and Cameron Burns for 12th on MSU's all-time scoring list.

✓ Stands fourth on MSU's all-time steals list with 183, 12 behind Dee Bost for third place.

CAREER STATS FOR CRAIG SWORD

Year	GP-GS	Min/Avg	FG-FGA	Pct	3FM-3GA	Pct	FT-FTA	Pct	Rebs	PF-D	Ast	TO	Blk	Stl	Pts/Avg
2012-13	32-30	854/26.7	120-296	.405	13-67	.194	82-148	.554	92-2.9	92-8	75	127	14	55	335/10.5
2013-14	32-32	900/28.1	157-324	.485	12-44	.273	111-179	.620	120-3.8	93-4	88	96	15	60	437/13.7
2014-15	28-22	695/24.8	97-215	.451	27-75	.360	96-137	.701	79-3.2	70-2	48	71	11	29	317/11.3
2015-16	29-29	841/29.0	133-290	.459	23-92	.250	84-126	.667	111-3.8	96-7	87	88	27	39	373/12.9
TOTALS	121-113	3290/27.2	507-1125	.451	75-278	.270	373-590	.632	402-3.3	351-21	298	382	67	183	1462/12.1

35 ARIC HOLMAN



Freshman | Forward

6-10 | 212

Owensboro, KY

Owensboro HS

Season Highs

Points: 6, LSU, 2-6-16
FGM: 3, LSU, 2-6-16
FGA: 7, Missouri, 1-30-16
3FGM: 1, twice, last vs. Alabama, 2-20-16
3FGA: 2, twice, last vs. Missouri, 1-30-16
FTM: 1, Arkansas, 2-9-16
FTA: 3, Arkansas, 2-9-16
Rebounds: 6, Arkansas, 2-9-16
Assists: 4, Arkansas, 2-9-16
Blocks: 2, 4x, last vs. Ole Miss, 3-2-16
Steals: 1, twice, last vs. Alabama, 2-2-16
Minutes: 18, Arkansas, 2-9-16

Holman's Notes . . .

- ✓ Missed all of preseason with a knee injury.
- ✓ Made his collegiate debut against Northern Colorado, scoring 2 points and pulling down 2 rebounds in 11 minutes.
- ✓ Scored 2 points and set career highs with 2 assists and a block against NC Central.
- ✓ Earned career highs in minutes played (15), rebounds (5) and earned his first-career steal while scoring 2 points at Florida.
- ✓ Scored 3 points and set a career high with 2 blocks at South Carolina, hitting his first-career three-pointer.
- ✓ Tallied a career-high 6 points on 3-of-6 shooting from the field at LSU.
- ✓ Earned career highs in minutes (18), free throws made (1) and assists (4), while tying a career high with 2 blocks against Arkansas at The Hump.

2015-16 Game-By-Game

Opponent	MIN	FG	Pct.	3FG	Pct.	FT	Pct.	O-D-R	PF	A	TO	B	S	PTS
N13 Eastern Washington	-DNP-													
N16 Southern University	-DNP-													
N19 Miami	-DNP-													
N20 Texas Tech	-DNP-													
N22 Missouri State	-DNP-													
N28 UT Martin	-DNP-													
D2 Texas Southern	-DNP-													
D12 UMKC	-DNP-													
D16 Florida State	-DNP-													
D19 Tulane	-DNP-													
D23 Northern Colorado	11	1-3	.333	0-1	.000	0-0	.000	0-2-2	2	0	1	0	0	2
D31 North Carolina Central	13	1-2	.500	0-0	.000	0-0	.000	0-2-2	2	2	1	1	0	2
J6 Texas A&M	2	0-1	.000	0-1	.000	0-0	.000	0-0-0	0	0	0	1	0	0
J9 Arkansas	5	0-0	.000	0-0	.000	0-0	.000	0-2-2	0	0	1	1	0	0
J12 Kentucky	1	0-0	.000	0-0	.000	0-0	.000	0-0-0	1	0	1	0	0	0
J16 Tennessee	5	0-0	.000	0-0	.000	0-0	.000	0-0-0	0	0	1	0	0	0
J19 Florida	15	1-3	.333	0-2	.000	0-1	.000	1-4-5	5	0	1	0	1	2
J23 Ole Miss	4	0-0	.000	0-0	.000	0-0	.000	0-2-2	0	1	0	0	0	0
J26 South Carolina	10	1-2	.500	1-1	1.000	0-0	.000	1-1-2	4	0	0	2	0	3
J30 Missouri	16	1-7	.143	0-2	.000	0-0	.000	0-3-3	5	1	0	1	0	2
F2 Alabama	12	1-2	.500	0-1	.000	0-0	.000	0-1-1	1	0	1	0	1	2
F6 LSU	13	3-6	.500	0-1	.000	0-0	.000	1-1-2	3	0	0	0	0	6
F9 Arkansas	18	2-2	1.000	0-0	.000	1-3	.333	1-5-6	0	4	2	2	0	5
F13 Georgia	16	1-4	.250	0-0	.000	0-0	.000	1-1-2	4	0	0	2	0	2
F16 Vanderbilt	9	0-1	.000	0-0	.000	0-0	.000	0-1-1	2	0	2	0	0	0
F20 Alabama	13	2-3	.667	1-1	1.000	0-2	.000	1-2-3	3	0	1	0	0	5
F24 Texas A&M	5	0-1	.000	0-1	.000	0-0	.000	1-0-1	1	0	1	0	0	0
F27 South Carolina	5	2-4	.500	0-1	.000	0-0	.000	1-1-2	0	0	0	0	0	4
M2 Ole Miss	4	0-0	.000	0-0	.000	0-0	.000	0-0-0	3	0	1	2	0	0
M5 Auburn														
M9 SEC Tournament														

CAREER STATS FOR ARIC HOLMAN

Year	GP-GS	Min/Avg	FG-FGA	Pct	3FM-3GA	Pct	FT-FTA	Pct	Rebs	PF-D	Asst	TO	Blk	Stl	Pts/Avg
2015-16	19-3	177/9.3	16-41	.390	2-12	.167	1-6	.167	36-1.9	36-2	8	14	12	2	35/1.8

Exhibition 1 — Nov. 6, 2015

Mississippi State 95
Fort Valley State 56

Humphrey Coliseum • Starkville, MS

Fort Valley State

Player	FG	3FG	FT	RB	PF	PT	A	Min
Bell f	1-3	0-0	3-5	2	1	5	1	22
Wilson c	3-15	0-3	3-4	4	2	9	0	28
Thomas g	0-0	0-0	0-0	1	2	0	0	11
Bryant g	1-4	1-1	0-0	0	0	3	0	11
Franklin g	3-7	1-1	2-3	1	1	9	1	16
Hansberry	2-4	0-1	0-0	0	3	4	0	16
Edwards	5-7	0-0	0-3	0	1	10	0	13
Fluellen	0-2	0-2	0-1	5	1	0	1	16
McMillan	2-4	0-1	1-2	2	2	5	0	12
Broner	0-1	0-0	1-2	3	0	1	1	12
Duke	2-6	1-4	1-2	3	3	6	0	20
Warren	2-4	0-0	0-2	6	1	4	0	12
Mobley	0-3	0-3	0-0	2	0	0	0	11
TOTALS	21-60	3-16	11-24	31	17	56	4	200

Mississippi State

Player	FG	3FG	FT	RB	PF	PT	A	Min
Ware f	6-6	0-0	0-0	6	3	12	0	17
Daniels f	2-2	0-0	0-0	1	5	4	0	11
Thomas g	4-9	2-7	1-1	3	0	11	2	29
Ready g	7-14	3-5	0-0	4	2	17	9	23
Sword g	5-10	1-3	3-5	10	2	14	4	31
Houston	1-3	0-0	3-4	5	1	5	1	14
Zuppardo	5-6	1-2	1-1	10	4	12	2	25
Holmes	0-1	0-1	0-0	0	0	0	1	3
W'spoon	5-11	3-5	2-3	1	2	15	6	19
Patterson	0-0	0-0	0-0	2	0	0	0	3
Ndoye	2-5	0-0	1-2	4	4	5	1	21
Jobe	0-2	0-2	0-0	0	0	0	0	4
TOTALS	37-69	10-25	11-16	51	23	95	26	200

Halftime: MSU 47, FVSU 27. FG%: MSU 53.6%, FVSU 35.0. 3FG%: MSU 40.0%, FVSU 18.8%. FT%: MSU 68.8%, FVSU 45.8%. Turnovers: MSU 17 (Sword 4), FVSU 18 (Franklin 4). Blocked Shots: MSU 2 (Thomas), FVSU 1 (Fluellen). Steals: MSU 11 (Ready 4), FVSU 6 (Franklin 2). Officials: Tony Greene, Marc Ellard, Todd Austin. Attendance: 3,300.

Game 1 — Nov. 13, 2015

Mississippi State 106
Eastern Washington 88

Humphrey Coliseum • Starkville, MS

Eastern Washington

Player	FG	3FG	FT	RB	PF	PT	A	Min
Bliznyuk f	7-14	1-2	6-7	2	4	21	1	30
Von Hofe f	7-13	5-10	2-3	2	1	21	0	37
Jois f	5-7	0-0	2-5	7	3	12	0	30
Washington g	5-7	0-1	1-2	2	4	11	1	22
McBroom g	6-15	0-4	3-3	2	0	15	5	36
Gibson	0-5	0-4	0-0	3	4	0	1	17
Henderson	0-0	0-0	0-0	0	0	0	0	2
Ferris	0-0	0-0	2-2	1	0	2	0	4
Benzel	0-1	0-1	0-0	0	0	0	0	2
Nuno	1-1	0-0	0-0	1	1	2	0	5
Reid	1-1	0-0	0-0	2	2	2	0	7
Hunt	1-1	0-0	0-0	0	1	2	1	8
TOTALS	33-65	6-22	16-22	25	20	88	9	200

Mississippi State

Player	FG	3FG	FT	RB	PF	PT	A	Min
Ware f	11-14	0-0	4-7	13	2	26	0	30
Daniels f	7-9	1-3	1-1	0	2	16	1	21
Thomas g	3-6	0-2	4-4	5	0	10	1	35
Ready g	8-16	1-5	8-9	2	2	25	6	35
Sword g	3-8	1-4	2-3	4	3	9	3	25
Houston	1-1	0-0	0-0	0	0	2	0	6
Zuppardo	3-3	0-0	0-0	8	3	6	1	15
Holmes	0-0	0-0	0-0	0	0	0	0	1
W'spoon	5-8	2-3	0-0	2	4	12	1	23
Patterson	0-0	0-0	0-0	0	1	0	0	1
Ndoye	0-0	0-0	0-0	2	4	0	1	7
Jobe	0-1	0-0	0-0	0	0	0	0	1
TOTALS	41-66	5-17	19-24	40	21	106	13	200

Halftime: EWU 51, MSU 48. FG%: MSU 62.1%, EWU 50.8. 3FG%: MSU 29.4%, EWU 27.3%. FT%: MSU 79.2%, EWU 72.7%. Turnovers: MSU 13 (Ready 5), EWU 11 (Jois 3). Blocked Shots: MSU 7 (Ware 3), EWU 0. Steals: MSU 4 (Sword 2), EWU 8 (Bliznyuk 3). Officials: Pat Adams, Antinio Petty, Brent Hampton. Attendance: 9,931.

Game 2 — Nov. 16, 2015

Southern Mississippi State 76
Mississippi State 72

Humphrey Coliseum • Starkville, MS

Southern

Player	FG	3FG	FT	RB	PF	PT	A	Min
Sam f	4-6	0-0	2-4	8	3	10	2	30
Allen f	3-3	0-0	0-0	2	5	6	0	9
Hyder g	1-7	0-0	1-2	4	1	3	4	36
Rodgers g	6-15	4-6	0-2	5	1	16	0	35
Banks g	5-14	1-5	7-10	2	5	18	4	35
Thomas	3-5	0-0	0-0	2	2	6	0	15
Prudhomme	3-7	1-3	2-2	3	1	9	0	25
Nunn	4-5	0-0	0-0	4	2	8	0	15
TOTALS	29-62	6-14	12-20	34	20	76	10	200

Mississippi State

Player	FG	3FG	FT	RB	PF	PT	A	Min
Ware f	5-9	0-0	3-4	4	5	13	0	29
Daniels f	3-3	3-3	0-0	10	2	9	1	33
Thomas g	3-6	3-6	0-0	7	1	9	1	32
Ready g	3-13	1-5	2-2	3	0	9	5	32
Sword g	4-11	2-8	6-6	3	5	16	2	24
Zuppardo	2-6	1-3	1-2	5	1	6	0	9
W'spoon	1-4	0-1	2-3	3	2	4	0	17
Newman	2-8	1-5	1-6	2	0	6	3	17
Ndoye	0-0	0-0	0-0	2	3	0	0	7
TOTALS	23-60	11-31	15-23	44	19	72	12	200

Halftime: SU 45, MSU 40. FG%: MSU 38.3%, SU 46.8. 3FG%: MSU 35.5%, SU 42.9%. FT%: MSU 65.2%, SU 60.0%. Turnovers: MSU 19 (Sword 7), SU 8 (Hyder, Prudhomme 2). Blocked Shots: MSU 2 (Sword, Zuppardo), SU 7 (Nunn 5). Steals: MSU 4 (Ware, Thomas, Ready, Weatherspoon), SU 10 (Prudhomme 4). Officials: Olandis Poole, Joe DeRosa, John Hampton. Attendance: 5,895.

Game 3 — Nov. 19, 2015

Miami 105
Mississippi State 79

Coliseo Roberto Clemente • Puerto Rico

Miami

Player	FG	3FG	FT	RB	PF	PT	A	Min
Uceda f	4-6	2-3	0-0	6	3	10	0	22
Jekiri c	3-5	0-0	2-2	10	3	8	2	18
Reed g	1-2	1-1	5-5	3	4	8	1	18
McCellan g	5-10	2-3	6-6	0	1	18	4	32
Rodriguez g	4-6	2-3	1-2	3	3	11	5	24
Newton	5-10	0-2	5-8	2	2	15	5	24
Lawrence	3-7	0-2	4-6	4	3	10	2	22
Palmer	6-9	2-3	0-2	2	0	14	1	21
Izundu	3-5	0-0	5-7	7	0	11	0	15
Robinson	0-0	0-0	0-0	0	1	0	0	2
Stowell	0-0	0-0	0-0	0	0	0	0	2
TOTALS	34-60	9-17	28-38	41	20	105	20	200

Mississippi State

Player	FG	3FG	FT	RB	PF	PT	A	Min
Ware f	10-15	0-0	0-0	5	4	20	1	29
Thomas g	0-5	0-4	0-0	4	3	0	0	27
Ready g	3-8	1-3	2-4	1	3	9	4	26
Daniels f	2-6	1-2	0-0	3	3	5	2	25
Sword g	6-12	1-2	7-9	3	3	20	4	28
Zuppardo	2-3	2-2	0-0	1	4	6	0	9
W'spoon	2-6	0-1	0-0	3	4	4	2	16
Newman	5-10	4-8	1-2	3	3	15	1	27
Ndoye	0-1	0-0	0-0	2	2	0	0	11
Jobe	0-0	0-0	0-0	1	3	0	0	2
TOTALS	30-66	9-22	10-15	27	29	79	14	200

Halftime: UM 59, MSU 35. FG%: MSU 45.5%, UM 56.7. 3FG%: MSU 40.9%, UM 52.9%. FT%: MSU 66.7%, UM 73.7%. Turnovers: MSU 13 (Ready 5), UM 11 (Jekiri 2). Blocked Shots: MSU 5 (Daniels 2), UM 1 (Jekiri). Steals: MSU 3 (Sword, Ready, Weatherspoon), UM 7 (McClellan, Newton, Lawrence 2). Officials: Antinio Petty, Joe DeRosa, Kipp Kissinger. Attendance: 1,947.

Game 4 — Nov. 20, 2015

Texas Tech 74
Mississippi State 72

Coliseo Roberto Clemente • Puerto Rico

Mississippi State

Player	FG	3FG	FT	RB	PF	PT	A	Min
Ware f	6-9	0-0	3-4	9	4	15	1	35
Newman g	6-17	2-9	3-3	6	4	17	4	31
Ready g	4-9	3-6	0-0	6	3	11	3	33
Daniels f	2-3	1-1	1-4	6	1	6	1	34
Sword g	3-10	0-4	0-0	3	4	6	1	28
Thomas	1-4	0-2	0-0	0	0	2	1	9
Zuppardo	2-3	1-1	0-0	1	2	5	0	12
W'spoon	3-6	1-4	3-3	5	2	10	0	18
TOTALS	27-61	8-27	10-14	37	20	72	11	200

Texas Tech

Player	FG	3FG	FT	RB	PF	PT	A	Min
Smith f	4-6	0-0	4-4	5	1	12	0	27
Odias c	2-7	0-0	0-1	10	3	4	1	26
Williams g	6-18	1-9	2-2	3	2	15	3	31
Evans g	4-7	2-3	3-6	3	2	13	1	25
Gotcher g	4-9	1-3	2-2	3	3	11	3	31
Manderson	1-3	0-0	2-2	1	0	4	0	10
Thomas	2-3	0-0	0-0	1	1	4	1	15
Williamson	1-2	0-1	0-0	1	0	2	1	9
Ross	0-2	0-1	5-6	2	2	5	0	17
Jackson	2-3	0-1	0-0	2	1	4	0	9
TOTALS	26-60	4-18	18-23	36	15	74	10	200

Halftime: TT 41, MSU 32. FG%: MSU 44.3%, TT 43.3. 3FG%: MSU 29.6%, TT 22.2%. FT%: MSU 71.4%, TT 78.3%. Turnovers: MSU 14 (Ware, Newman 3), TT 11 (Evans 3). Blocked Shots: MSU 7 (Sword 3), TT 3 (Smith 2). Steals: MSU 3 (Ready 2), TT 7 (Williams 3). Officials: Lee Cassell, Jeb Hartness, Chris Beaver. Attendance: 2,001.

Game 5 — Nov. 22, 2015

Mississippi State 84
Missouri State 70

Coliseo Roberto Clemente • Puerto Rico

Missouri State

Player		FG	3FG	FT	RB	PF	PT	A	Min
Church	f	3-3	0-0	0-0	4	2	6	0	21
Martin	g	0-3	0-0	2-2	3	3	2	0	10
Miller	g	3-13	3-6	0-0	1	1	9	5	34
Williams	f	4-11	0-2	4-6	5	2	12	4	35
Kendrix	g	6-7	2-3	3-4	3	3	17	1	27
Ruder		0-4	0-4	0-0	0	0	0	0	19
Gerring		0-1	0-2	2-2	3	3	4	0	17
Dixon		30-2	0-0	1-2	1	0	1	0	6
Kreklow		0-0	0-0	0-0	0	0	0	0	1
Boone		5-7	0-0	3-4	4	2	13	2	24
McCullough		2-2	0-0	2-3	2	0	6	0	6
TOTALS		24-56	5-17	17-23	33	16	70	12	200

Game 6 — Nov. 28, 2015

Mississippi State	76
UT Martin	51

Humphrey Coliseum • Starkville, MS

UT Martin

Player	FG	3FG	FT	RB	PF	PT	A	Min
Rowe f	2-6	0-1	0-2	4	2	4	0	25
Howard f	5-12	0-0	0-0	3	1	10	3	39
Taylor f	5-6	0-0	1-2	6	3	11	1	23
Mobley g	0-7	0-4	0-0	3	2	0	2	24
Anderson g	3-8	2-5	0-0	2	0	8	1	38
Lee	4-11	3-7	0-0	3	3	11	1	30
London	1-2	0-0	0-0	3	2	2	0	7
Martinez	0-0	0-0	0-0	0	0	0	0	3
Variste	2-3	0-0	1-2	1	2	5	1	12
TOTALS	22-55	5-17	2-6	27	15	51	9	200

Mississippi State

Player	FG	3FG	FT	RB	PF	PT	A	Min
Ware f	9-12	0-0	4-5	10	0	22	2	30
Daniels f	4-12	0-4	0-0	7	3	8	1	29
Newman g	2-10	1-4	0-0	3	2	5	3	32
Ready g	5-10	0-2	0-0	4	0	10	4	30
Sword g	3-8	0-2	2-3	2	2	8	4	24
Thomas	1-3	1-3	0-0	4	2	3	1	17
Zuppardo	2-3	0-1	0-0	4	5	4	1	13
Holmes	0-0	0-0	0-0	0	0	0	0	1
W'Spoon	6-6	2-2	2-2	3	0	16	1	18
Patterson	0-1	0-0	0-0	0	0	0	0	1
Ndoye	0-0	0-0	0-0	1	0	0	0	3
Jobe	0-0	0-0	0-0	0	0	0	0	2
TOTALS	32-65	4-18	8-10	43	14	76	17	200

Halftime: MSU 36, UTM 29. FG%: MSU 49.2%, UTM 40.0. 3FG%: MSU 22.2%, UTM 29.4%. FT%: MSU 80.0%, UTM 33.3%. Turnovers: MSU 10 (Sword, Daniels 3), UTM 12 (Four players with 2). Blocked Shots: MSU 4 (Ware 3), UTM 4 (Howard 3). Steals: MSU 19 (Ready 3), UTM 6 (Variste 3). Officials: Anthony Jordan, Ted Valentine, Karl Hess. Attendance: 7,150.

Game 7 — Dec. 2, 2015

Mississippi State	86
Texas Southern	73

Humphrey Coliseum • Starkville, MS

Texas Southern

Player	FG	3FG	FT	RB	PF	PT	A	Min
Thomas f	4-13	0-1	7-12	4	2	15	8	33
Riley f	6-10	0-4	3-4	7	2	15	2	33
Griffin f	9-17	0-0	1-5	12	3	19	1	34
Martin g	4-8	2-6	0-0	3	1	10	2	33
Coleman g	1-2	1-2	0-0	0	0	3	0	14
Blanks	2-6	1-2	0-0	1	0	5	1	30
Rodriguez	2-5	2-2	0-0	4	0	6	1	23
TOTALS	22-55	5-17	2-6	27	15	51	9	200

Mississippi State

Player	FG	3FG	FT	RB	PF	PT	A	Min
Ware f	8-11	0-0	3-3	11	2	19	2	35
Daniels f	6-11	2-2	4-4	4	3	18	3	32
W'Spoon g	2-7	1-3	0-0	1	2	5	3	23
Newman g	4-8	1-5	0-0	2	0	9	3	32
Sword g	7-12	2-5	0-0	2	5	16	2	25
Thomas	2-4	1-3	0-0	2	0	5	0	16
Zuppardo	1-2	1-2	0-0	1	1	3	1	9
Ready	5-12	1-7	0-0	4	4	11	3	28
TOTALS	35-67	9-27	7-7	29	17	86	17	200

Halftime: MSU 45, TSU 37. FG%: MSU 52.2%, TSU 45.9. 3FG%: MSU 33.3%, TSU 35.3%. FT%: MSU 100.0%, TSU 52.4%. Turnovers: MSU 7 (Sword, Ready 2), TSU 14 (Thomas 6). Blocked Shots: MSU 10 (Sword 4), TSU 2 (Griffin, Coleman). Steals: MSU 5 (Newman, Sword 2), TSU 3 (Thomas 2). Officials: Pat Adams, James Breeding, Brent Hampton. Attendance: 6,239.

Game 8 — Dec. 12, 2015

Missouri-Kansas City	72
Mississippi State	67

Municipal Auditorium • Kansas City, MO

Mississippi State

Player	FG	3FG	FT	RB	PF	PT	A	Min
Ware f	4-6	0-0	4-5	7	5	12	0	29
Newman f	6-15	4-10	2-3	4	0	18	0	34
Ready g	5-15	0-5	1-1	1	2	11	1	34
Daniels f	1-9	0-5	0-0	7	2	2	2	28
Sword g	3-7	1-4	5-8	3	5	12	5	32
Thomas	0-2	0-2	2-2	1	0	2	0	11
Zuppardo	1-2	1-1	0-0	1	1	3	2	19
W'Spoon	3-6	1-2	0-0	4	3	7	3	13
TOTALS	22-55	7-29	14-19	30	18	67	13	200

UMKC

Player	FG	3FG	FT	RB	PF	PT	A	Min
Shayok f	6-7	0-0	3-3	8	3	15	1	28
Austin f	2-7	0-0	0-0	3	1	4	2	29
Smith g	0-0	0-0	0-0	1	3	0	0	9
Boyd g	4-9	1-4	0-0	4	2	9	2	30
Harrison g	5-11	3-6	8-10	2	2	21	4	36
King	3-4	0-0	1-2	2	1	7	3	18
Steward	4-6	1-1	0-0	3	1	9	2	21
Newbill	1-3	0-0	0-0	2	0	2	0	9
Leek	0-0	0-0	0-0	0	0	0	0	1
Tillman	2-3	0-0	1-2	2	2	5	0	19
TOTALS	27-50	5-11	13-17	29	17	86	17	200

Halftime: UMKC 31, MSU 29. FG%: MSU 37.1%, UMKC 54.0. 3FG%: MSU 24.1%, UMKC 45.5%. FT%: MSU 73.7%, UMKC 76.5%. Turnovers: MSU 12 (Sword 4), UMKC 17 (Harrison 5). Blocked Shots: MSU 3 (Sword 2), UMKC 5 (Tillman 3). Steals: MSU 8 (Weatherspoon, Sword 3), UMKC 7 (Boyd 2). Officials: Ronnie Hernandez, Doran Gotchall, Brent Meaux. Attendance: 2,886.

Game 9 — Dec. 16, 2015

Florida State	90
Mississippi State	66

Donald L. Tucker Civic Center • Tallahassee, FL

Mississippi State

Player	FG	3FG	FT	RB	PF	PT	A	Min
Ware f	5-9	0-0	3-4	8	3	13	0	19
Thomas g	2-6	1-5	1-2	9	4	6	1	35
W'Spoon g	2-10	0-3	0-0	2	3	4	0	33
Newman g	4-11	2-5	2-2	3	1	12	1	22
Sword g	7-13	0-1	6-8	3	1	20	2	28
Zuppardo	1-4	1-4	0-0	3	5	3	0	13
Ready	3-7	2-5	0-0	1	3	8	1	26
Patterson	0-1	0-1	0-0	0	1	0	0	3
Ndoye	0-0	0-0	0-0	0	5	0	0	15
Staley	0-1	0-0	0-0	1	0	0	0	6
TOTALS	24-62	6-24	12-16	32	26	66	5	200

UMKC

Player	FG	3FG	FT	RB	PF	PT	A	Min
B'ovsky c	2-2	0-0	7-9	6	2	11	1	25
Bacon g	7-12	0-2	6-8	6	2	20	2	26
Beasley g	5-11	2-5	5-6	10	1	17	1	30
R.-Mayes g	5-9	1-3	2-2	10	3	13	4	29
Brandon g	1-2	0-0	0-0	2	1	2	0	14
Cofer	0-1	0-0	2-2	1	0	2	0	8
Bookert	3-8	1-4	0-0	2	0	7	3	17
Bell	1-7	0-5	2-2	2	1	4	0	19
Mann	4-5	0-0	0-1	3	2	8	0	16
Koumadje	1-2	0-0	2-6	0	2	4	0	7
Smith	0-0	0-0	0-0	1	3	0	1	5
Saxton	1-4	0-1	0-0	1	0	2	0	4
TOTALS	30-63	4-20	26-36	46	17	90	12	200

Halftime: FSU 37, MSU 28. FG%: MSU 38.7%, FSU 47.6. 3FG%: MSU 25.0%, FSU 20.0%. FT%: MSU 75.0%, FSU 72.2%. Turnovers: MSU 15 (Weatherspoon 4), FSU 13 (Rathan-Mayes, Smith 3). Blocked Shots: MSU 1 (Ndoye), FSU 2 (Bojanovsky, Bacon). Steals: MSU 4 (Weatherspoon 2), FSU 7 (Beasley, Bell, Mann 2). Officials: Michael Stephens, Jeffrey Anderson, Doug Sirmons. Attendance: 5,466.

Game 10 — Dec. 19, 2015

Mississippi State	69
Tulane	59

Humphrey Coliseum • Starkville, MS

Tulane

Player	FG	3FG	FT	RB	PF	PT	A	Min
Osetk'ski f	9-13	0-1	2-2	8	3	20	0	33
Jarreau f	3-6	1-2	1-4	6	1	8	3	29
Dabney f	4-10	0-5	0-1	4	5	8	4	31
Julien g	0-4	0-3	0-0	3	3	0	2	21
Morgan g	4-11	1-5	2-2	10	2	11	0	34
Mack	1-6	0-1	0-0	0	3	2	2	18
Reynolds	1-3	1-3	0-0	3	2	3	0	11
Harris	2-6	1-3	0-0	0	0	5	0	14
Paul	0-0	0-0	0-2	0	1	0	0	2
Frazier	1-2	0-1	0-0	2	1	2	0	7
TOTALS	25-61	4-24	5-11	39	21	59	11	200

Mississippi State

Player	FG	3FG	FT	RB	PF	PT	A	Min
Daniels f	2-5	1-2	0-0	3	1	5	0	18
Thomas g	3-5	2-4	1-1	5	3	9	2	33
Newman g	3-9	3-5	6-6	4	0	15	4	32
Ready g	2-5	0-2	3-4	2	2	7	4	29
Sword g	4-14	0-2	6-9	5	0	14	1	34
Zuppardo	0-4	0-2	0-0	6	1	0	0	11
W'Spoon	2-6	1-1	2-2	3	2	7	0	19
Ware	5-7	0-0	2-4	9	3	12	2	24
TOTALS	21-55	7-18	20-26	39	12	69	13	200

Halftime: MSU 40, TU 34. FG%: MSU 38.2%, TU 41.0. 3FG%: MSU 38.9%, TU 16.7%. FT%: MSU 76.9%, TU 45.5%. Turnovers: MSU 9 (Newman 3), TU 9 (Dabney, Morgan, Reynolds 2). Blocked Shots: MSU 1 (Ware), TU 3 (Jarreau 2). Steals: MSU 5 (Five players with 1), TU 6 (Osetkowski 3). Officials: Doug Sirmons, Anthony Jordan, Karl Hess. Attendance: 4,804.

Game 11 — Dec. 23, 2015

Mississippi State	93
Northern Colorado	69

Mississippi Coliseum • Jackson, MS

Northern Colorado

Player	FG	3FG	FT	RB	PF	PT	A	Min
Sylla f	2-6	0-0	1-2	5	3	5	0	26
Morgan f	2-4	0-0	0-0	3	3	4	1	16
Davis f	4-6	2-2	1-2	4	4	11	2	22
Seward g	3-6	1-3	2-2	4	4	9	1	15
Anglin g	4-11	1-4	4-5	4	1	13	1	33
Loose	0-0	0-0	0-0	0	0	0	2	5
Evans	1-4	0-0	0-0	2	2	2	0	12
Mathis	0-0	0-0	0-0	0	2	0	0	6
Johnson	4-7	3-6	0-0	1	1	11	0	18
Wilson	5-10	1-4	0-0	1	0	11	1	28
Verhagen	1-1	0-0	1-2	0	0	3	0	19
TOTALS	26-55	8-19	9-13	25	20	69	8	200

Mississippi State

Player	FG	3FG	FT	RB	PF	PT	A	Min
Ware f	8-10	0-0	3-4	6	2	19	1	24
Daniels f	1-1	0-0	4-4	4	3	6	0	18
Newman g	6-11	4-8	4-4	4	1	20	2	27
Ready g	3-6	0-3	2-2	1	1	8	11	27
Sword g	1-4	0-1	2-5	3	4	4	4	24
Thomas	4-8	2-6	3-4	0	2	13	0	25
Zuppardo	3-5	2-3	0-0	4	1	8	0	15
Holmes	0-0	0-0	0-0	0	0	0	0	2
W'spoon	4-5	0-1	2-2	2	1	10	2	23
Patterson	1-2	0-0	1-1	0	1	3	0	2
Jobe	0-0	0-0	0-0	1	0	0	1	2
Holman	1-3	0-1	0-0	2	2	2	0	11
TOTALS	32-55	8-23	21-26	30	18	93	21	200

Game 12 — Dec. 31, 2015

Mississippi State 71
North Carolina Central 48

Humphrey Coliseum • Starkville, MS

North Carolina Central

Player	FG	3FG	FT	RB	PF	PT	A	Min
Ingram f	2-6	0-0	2-4	12	2	6	1	38
Hood f	2-5	0-0	0-0	9	5	4	0	22
Madison g	3-13	3-12	0-0	1	0	9	1	23
Wiggins g	0-0	0-0	0-0	0	0	0	1	4
Cole g	4-16	1-6	0-0	1	2	9	3	35
Holmes	3-15	0-6	2-3	4	2	8	1	22
Wortherm	0-2	0-0	0-0	0	0	0	0	3
Benton	1-4	0-0	3-4	9	0	5	0	16
Allen	0-2	0-2	0-0	1	1	0	0	4
McAllister	0-0	0-0	0-0	0	0	0	0	1
Graf	2-9	1-4	2-2	1	1	7	1	32
TOTALS	17-72	5-30	9-13	48	13	48	8	200

Mississippi State

Player	FG	3FG	FT	RB	PF	PT	A	Min
Ware f	5-7	0-0	6-6	9	1	16	1	25
Daniels f	2-4	0-1	0-0	3	1	4	0	19
Newman g	6-9	2-5	1-2	4	0	15	4	27
Ready g	2-5	1-3	0-0	0	1	5	2	26
Sword g	4-7	0-2	0-2	4	1	8	3	25
Thomas	1-3	1-2	0-0	4	2	3	2	18
Zuppardo	1-4	1-3	0-0	1	2	3	0	13
Holmes	0-2	0-2	0-0	0	0	0	0	2
W'spoon	6-11	1-3	1-1	7	2	14	4	24
Patterson	0-0	0-0	0-0	0	1	0	0	2
Jobe	0-0	0-0	0-0	0	1	0	0	4
Staley	0-0	0-0	1-2	0	1	1	0	2
Holman	1-2	0-0	0-0	2	2	2	2	13
TOTALS	28-54	6-21	9-13	38	15	71	18	200

Halftime: MSU 34, NCCU 17. FG%: MSU 51.9%, NCCU 23.6. 3FG%: MSU 28.6%, NCCU 16.7%. FT%: MSU 69.2%, NCCU 69.2%. Turnovers: MSU 11 (Sword 4), NCCU 13 (Cole 5). Blocked Shots: MSU 5 (Thomas, Sword). Steals: MSU 8 (Ready, Weatherspoon 2), NCCU 5 (Five players with 1). Officials: Karl Hess, Ron Groover, Patrick Evans. Attendance: 2,016.

Game 13 — Jan. 6, 2016

Texas A&M 61
Mississippi State 60

Humphrey Coliseum • Starkville, MS

Texas A&M

Player	FG	3FG	FT	RB	PF	PT	A	Min
Hogg f	4-12	3-10	0-0	9	1	11	1	32
Davis f	1-6	0-0	2-2	4	2	4	0	17
Collins g	2-3	2-3	1-1	1	2	7	4	30
Jones g	3-13	0-2	5-6	8	3	11	0	32
Caruso g	3-6	3-5	2-2	7	1	11	8	37
Gilder	3-12	1-7	3-4	4	2	10	2	25
T.-Morelos	3-9	0-0	1-2	1	0	7	0	16
Miller	0-1	0-0	0-2	5	2	0	0	11
TOTALS	19-62	9-27	14-19	41	13	61	8	200

Mississippi State

Player	FG	3FG	FT	RB	PF	PT	A	Min
Ware f	5-9	0-0	5-6	13	2	15	0	33
Daniels f	1-1	0-0	0-0	6	1	2	0	27
Newman g	4-11	3-7	3-6	3	1	14	2	33
Ready g	3-6	1-4	0-0	2	1	7	2	30
Sword g	2-8	0-4	3-4	2	3	7	3	25
Thomas	1-4	1-3	0-0	0	2	3	0	17
Zuppardo	0-0	0-0	0-0	1	1	0	0	7
W'spoon	5-9	1-4	1-2	5	1	12	2	26
Holman	0-1	0-1	0-0	0	0	0	0	2
TOTALS	19-62	6-23	12-18	34	14	60	9	200

Halftime: TAMU 28, MSU 25. FG%: MSU 42.9%, TAMU 30.6. 3FG%: MSU 26.1%, TAMU 33.3%. FT%: MSU 66.7%, TAMU 73.7. Turnovers: MSU 14 (Sword 5), TAMU 11 (Three players with 2). Blocked Shots: MSU 5 (Five players with 1). Steals: MSU 6 (Weatherspoon, Sword 2), TAMU 5 (Collins, Gilder 2). Officials: Doug Shows, Doug Sirmons, Don Daily. Attendance: 6,693.

Game 14 — Jan. 9, 2016

Arkansas 82
Mississippi State 68

Bud Walton Arena • Fayetteville, AR

Mississippi State

Player	FG	3FG	FT	RB	PF	PT	A	Min
Ware f	5-16	0-0	4-4	5	0	14	2	29
Newman g	3-7	2-5	1-4	3	2	9	0	30
Ready g	3-8	1-3	0-0	2	0	7	7	30
Daniels g	2-5	0-2	0-0	2	3	4	1	25
Sword f	7-9	2-3	5-8	8	4	21	0	32
Thomas	2-5	1-3	1-2	0	2	6	1	18
Zuppardo	0-1	0-1	2-2	3	0	2	0	6
W'spoon	2-13	1-5	0-0	6	1	5	2	25
Holman	0-0	0-0	0-0	2	0	0	0	5
TOTALS	24-64	7-22	13-20	34	12	68	13	200

Arkansas

Player	FG	3FG	FT	RB	PF	PT	A	Min
Kingsley f	3-8	0-0	7-9	8	1	13	1	28
Miles f	1-1	0-0	1-2	2	3	3	4	20
Hannahs g	9-16	8-13	0-0	2	0	26	1	37
Durham g	4-7	2-3	0-0	4	2	10	12	29
Bell g	9-17	5-7	2-2	5	2	25	0	33
Thompson	1-1	0-0	0-0	5	3	2	0	12
Watkins	0-2	0-0	0-0	1	2	0	3	17
Whitt	0-1	0-0	0-0	2	2	0	0	10
Beard	1-3	1-1	0-0	1	2	3	2	10
Kouassi	0-0	0-0	0-0	2	0	0	0	4
TOTALS	28-56	16-24	10-13	37	17	82	23	200

Halftime: UA 36, MSU 32. FG%: MSU 37.5%, UA 50.0. 3FG%: MSU 31.8%, UA 66.7%. FT%: MSU 65.0%, UA 76.9. Turnovers: MSU 14 (Sword 6), UA 16 (Three players with 3). Blocked Shots: MSU 3 (Three players with 1), UA 9 (Kingsley 4). Steals: MSU 6 (Weatherspoon 2), UA 10 (Durham 6). Officials: Anthony Jordan, Brian Shey, Kevin Fehr. Attendance: 11,157.

Game 15 — Jan. 12, 2016

Kentucky 80
Mississippi State 74

Rupp Arena • Lexington, KY

Mississippi State

Player	FG	3FG	FT	RB	PF	PT	A	Min
Ware f	4-7	0-0	3-3	6	3	11	0	29
Newman g	3-7	2-4	6-6	1	1	14	4	27
Ready g	2-6	0-0	3-4	4	3	7	2	34
Daniels g	1-3	1-1	0-0	1	2	3	0	24
Sword f	9-13	0-0	2-3	2	5	20	1	31
Thomas	3-3	2-2	0-0	2	0	8	1	21
Zuppardo	1-4	1-4	0-0	1	1	3	0	11
W'spoon	4-8	0-2	0-0	3	4	8	0	22
Holman	0-0	0-0	0-0	0	1	0	0	1
TOTALS	27-51	6-13	14-16	20	20	74	8	200

Arkansas

Player	FG	3FG	FT	RB	PF	PT	A	Min
Lee f	1-2	0-0	0-0	9	5	2	0	24
Poythress f	1-4	0-1	4-6	8	4	6	0	31
Ulis g	7-14	2-6	5-5	3	3	21	5	36
Briscoe g	7-9	0-0	0-1	4	4	14	5	36
Murray g	7-14	5-11	3-4	1	3	22	3	36
Labissiere	2-3	0-0	1-2	4	1	5	0	14
Matthews	0-1	0-0	0-0	0	1	0	0	2
Mulder	1-5	0-3	0-0	0	0	2	2	10
Willis	2-3	2-2	2-2	2	0	8	1	11
TOTALS	28-55	9-23	15-20	33	21	80	16	200

Halftime: UK 39, MSU 31. FG%: MSU 52.9%, UK 50.9. 3FG%: MSU 46.2%, UK 39.1%. FT%: MSU 87.5%, UK 75.0. Turnovers: MSU 19 (Sword 5), UK 17 (Ulis, Murray 4). Blocked Shots: UK 4 (Lee 2). Steals: MSU 5 (Weatherspoon 2), UK 7 (Ulis 2). Officials: Tony Greene, Ron Groover, Roger Ayers. Attendance: 23,897.

Game 16 — Jan. 16, 2016

Tennessee 80
Mississippi State 75

Humphrey Coliseum • Starkville, MS

Tennessee

Player	FG	3FG	FT	RB	PF	PT	A	Min
Schofield f	0-3	0-1	0-0	1	3	0	2	16
Punter g	7-17	1-5	8-8	2	3	23	5	40
Hubbs g	6-8	0-0	2-4	5	1	14	1	30
Mostella g	8-17	5-11	3-4	3	3	24	0	35
Baulkman g	4-6	3-4	3-4	4	4	14	2	23
Kasongo	0-0	0-0	0-0	1	1	0	0	2
Alexander	0-0	0-0	2-2	2	2	2	0	7
Reese	0-2	0-0	0-2	8	1	0	1	32
Phillips	1-2	1-2	0-0	2	3	3	0	10
Woodson	0-0	0-0	0-0	0	0	0	0	5
TOTALS	26-55	10-23	18-24	31	21	80	11	200

Mississippi State

Player	FG	3FG	FT	RB	PF	PT	A	Min
Ware f	8-16	0-0	5-8	10	4	21	2	28
W'Spoon g	8-15	3-5	4-5	4	4	23	1	34
Newman g	3-15	1-7	0-0	7	2	7	2	34
Ready g	4-6	1-2	0-0	1	4	9	6	28
Sword g	2-8	0-3	4-5	3	4	8	6	25
Thomas	1-3	0-1	0-0	5	3	2	1	21
Zuppardo	1-2	0-1	1-2	5	0	3	0	20
Daniels	1-1	0-0	0-0	0	2	2	0	5
Holman	0-0	0-0	0-0	0	0	0	0	5
TOTALS	28-66	5-19	14-20	40	23	75	18	200

Halftime: UT 38, MSU 27. FG%: MSU 42.4%, UT 47.3. 3FG%: MSU 26.3%, UT 43.5%. FT%: MSU 70.0%, UT 75.0. Turnovers: MSU 9 (Weatherspoon, Sword 2), UT 8 (Punter, Baulkman 3). Blocked Shots: MSU 4 (Four players with 1), UT (Mostella, Reese 2). Steals: MSU 6 (Zuppardo, Sword 2). Officials: Pat Adams, Sean Casey, Vladimir Voyard-Tadal. Attendance: 5,926.

Game 17 — Jan. 19, 2016

Florida 81
Mississippi State 78

O'Connell Center • Gainesville, FL

Mississippi State

Player	FG	3FG	FT	RB	PF	PT	A	Min
Ware f	2-3	0-0	1-2	1	5	5	0	15
W'Spoon g	6-11	0-2	2-2	6	2	14	3	35
Newman g	4-9	2-4	2-3	3	1	12	2	35
Ready g	7-16	2-4	4-4	4	0	20	2	34
Sword g	7-16	0-3	3-5	6	4	17	4	28
Thomas	1-4	1-4	0-0	4	1	3	2	20
Zuppardo	2-4	1-2	0-0	2	5	5	0	12
Daniels	0-1	0-0	0-0	0	2	0	1	6
Holman	1-3	0-2	0-1	5	5	2	0	15
TOTALS	30-67	6-21	12-17	33	25	78	14	200

Florida

Player	FG	3FG	FT	RB	PF	PT	A	Min
F-Smith	f 6-11	2-4	6-7	13	1	20	1	35
Leon	f 3-7	1-4	1-4	8	1	8	1	23
Egbunu	c 4-8	0-0	8-12	7	2	16	1	32
Allen	g 6-12	3-7	4-4	5	2	19	0	34
Chiozza	g 1-4	1-4	0-0	1	0	3	5	21
Hill	2-9	0-0	0-0	4	2	4	4	26
F-Ramirez	0-1	0-0	0-0	0	1	0	0	2
Robinson	4-6	2-2	1-2	5	1	11	1	19
Hayes	0-0	0-0	0-4	1	3	0	0	8
TOTALS	26-58	9-21	20-33	45	13	81	13	200

Game 18 — Jan. 23, 2016

Mississippi State	83
Ole Miss	77

Humphrey Coliseum • Starkville, MS

Ole Miss

Player	FG	3FG	FT	RB	PF	PT	A	Min
Hymon f	3-9	0-0	2-4	10	3	8	1	31
Gielo f	2-7	2-4	0-1	8	2	6	2	30
Perez f	3-10	3-3	5-6	10	1	14	2	35
Brooks g	8-15	4-7	0-0	2	3	20	0	34
F-Dorsey g	5-9	0-1	6-6	0	3	16	4	28
Davis	1-3	1-2	0-0	0	2	3	1	15
Finley	2-9	0-3	6-6	1	0	10	3	18
Brutus	0-1	0-0	0-0	1	1	0	0	9
TOTALS	24-63	10-20	19-23	36	15	77	13	200

Mississippi State

Player	FG	3FG	FT	RB	PF	PT	A	Min
Ware f	5-8	0-0	4-4	6	1	14	1	34
W'Spoon g	7-10	2-4	2-3	6	3	18	0	35
Newman g	8-16	7-10	2-2	0	3	25	2	36
Ready g	1-5	1-2	4-4	3	4	7	5	24
Sword g	4-7	0-2	2-2	8	4	10	5	34
Thomas	2-5	1-4	1-2	4	2	6	2	21
Zuppardo	1-3	1-2	0-0	1	1	3	0	12
Holman	0-0	0-0	0-0	2	0	0	1	4
TOTALS	28-54	12-24	15-17	31	18	83	16	200

Halftime: OM 38, MSU 36. FG%: MSU 51.9%, OM 38.1%. 3FG%: MSU 50.0%, OM 50.0%. FT%: MSU 88.2%, OM 82.6%. Turnovers: MSU 15 (Sword 5), OM 10 (Three players with 2). Blocked Shots: MSU 5 (Ware, Sword 2), OM 2 (Gielo, Brooks 1). Steals: MSU 4 (Weatherspoon 2), OM 9 (Perez 4). Officials: Anthony Jordan, Olandis Poole, Patrick Evans. Attendance: 8,932.

Game 19 — Jan. 26, 2016

South Carolina	84
Mississippi State	74

Colonial Life Arena • Columbia, SC

Mississippi State

Player	FG	3FG	FT	RB	PF	PT	A	Min
Ware f	1-6	0-0	4-6	4	4	6	0	23
W'Spoon g	7-17	2-6	3-3	5	4	19	0	36
Newman g	5-13	5-8	0-0	1	5	15	1	28
Ready g	6-8	3-3	5-5	4	3	20	7	30
Sword g	3-11	0-2	4-7	5	5	10	2	34
Thomas	0-3	0-3	0-0	0	1	0	0	21
Zuppardo	0-1	0-1	0-0	0	3	0	0	5
Daniels	0-0	0-0	1-2	4	3	1	1	13
Holman	1-2	1-1	0-0	2	4	3	0	10
TOTALS	23-61	11-24	17-23	26	32	74	11	200

South Carolina

Player	FG	3FG	FT	RB	PF	PT	A	Min
Cha'vicius f	2-4	0-1	0-0	2	3	4	0	14
Carrera f	10-16	2-3	12-15	15	2	34	0	37
Kacinas f	3-8	0-1	1-2	10	2	7	1	37
Thornwell g	4-9	1-1	6-6	4	3	15	2	24
Dozier g	2-4	0-0	2-4	2	4	6	3	13
Stroman	1-3	0-0	0-2	2	2	2	3	22
Notice	3-10	2-8	5-6	4	4	13	3	25
McKie	0-1	0-1	0-0	1	0	0	1	13
Cobb	0-0	0-0	0-4	1	1	0	0	4
Silva	1-3	0-0	1-2	5	4	3	0	11
TOTALS	26-58	5-15	27-41	51	25	84	13	200

Halftime: USC 43, MSU 34. FG%: MSU 37.7%, USC 44.8%. 3FG%: MSU 45.8%, USC 33.3%. FT%: MSU 73.9%, USC 65.9%. Turnovers: MSU 12 (Weatherspoon, Newman 3), USC 13 (Dozier 4). Blocked Shots: MSU 12 (Sword 4), USC 7 (Carrera 3). Steals: MSU 10 (Ware, Ready 3), USC 6 (Notice 3). Officials: Tim Gattis, Mark Whitehead, Roger Ayers. Attendance: 12,764.

Game 20 — Jan. 30, 2016

Mississippi State	76
Missouri	62

Mizzou Arena • Columbia, MO

Mississippi State

Player	FG	3FG	FT	RB	PF	PT	A	Min
W'Spoon g	7-15	2-4	2-4	14	3	18	1	32
Newman g	6-11	4-8	3-3	5	0	19	3	35
Daniels f	4-6	2-4	3-4	2	1	13	0	33
Sword g	6-11	0-1	3-6	5	2	15	5	30
Holman f	1-7	0-2	0-0	3	5	2	1	16
Thomas	1-3	0-1	1-2	4	3	3	2	16
Zuppardo	3-5	0-1	0-0	1	3	6	0	16
Ready	0-3	0-2	0-0	7	0	0	1	22
TOTALS	28-61	8-23	12-19	43	17	76	13	200

Missouri

Player	FG	3FG	FT	RB	PF	PT	A	Min
Phillips g	3-12	1-8	3-4	5	4	10	4	37
Wright g	6-12	1-5	3-3	9	2	16	1	26
Clark g	2-8	0-5	0-0	2	3	4	3	28
Puryear f	1-5	0-0	0-0	0	0	2	0	20
Rosburg f	1-2	0-0	4-4	1	0	6	0	9
Allen	2-3	0-0	0-0	2	1	4	0	10
Walton	2-5	0-2	3-3	4	1	7	0	21
Barton	0-0	0-0	0-0	0	0	0	0	0
Gant	5-8	0-1	1-2	5	3	11	0	24
Woods	1-2	0-0	0-2	4	1	2	1	11
VanLeer	0-5	0-4	0-0	0	0	0	2	14
TOTALS	23-62	2-25	14-18	34	15	62	11	200

Halftime: MSU 37, MU 20. FG%: MSU 45.9%, MU 37.1%. 3FG%: MSU 34.8%, MU 8.0%. FT%: MSU 63.2%, MU 77.8%. Turnovers: MSU 13 (Five players with 2), MU 10 (Three players with 2). Blocked Shots: MSU 6 (Daniels 2), MU 3 (Three players with 1). Steals: MSU 5 (Thomas 2), MU 8 (Phillips 4). Officials: Willi CJ Washington, Marc Ellard, Chuck Jones. Attendance: 7,175.

Game 21 — Feb. 2, 2016

Alabama	82
Mississippi State	80

Humphrey Coliseum • Starkville, MS

Alabama

Player	FG	3FG	FT	RB	PF	PT	A	Min
Norris f	4-11	4-8	4-8	5	1	16	1	39
Kessens f	1-2	0-0	0-0	4	2	2	2	25
Taylor f	3-3	0-0	2-4	6	4	8	1	36
Edwards g	5-12	2-7	0-0	4	1	12	0	30
O'sohan g	8-17	2-8	7-10	5	4	25	8	43
Schaffer	0-0	0-0	0-0	0	0	0	0	3
Coleman	4-9	3-5	4-4	4	1	15	2	25
Austin	2-3	0-1	0-1	3	1	4	0	18
Hall	0-1	0-0	0-0	5	2	0	0	6
TOTALS	27-58	11-29	17-27	40	16	82	14	225

Mississippi State

Player	FG	3FG	FT	RB	PF	PT	A	Min
Daniels f	5-9	1-4	0-0	7	3	11	0	23
Holman f	1-2	0-1	0-0	1	1	2	0	12
W'Spoon g	2-9	0-3	4-4	6	4	8	1	41
Newman g	1-4	0-1	1-2	2	1	3	1	25
Sword g	4-10	0-2	2-3	7	5	10	6	36
Thomas	4-9	1-6	0-0	2	2	9	1	21
Zuppardo	0-1	0-0	0-0	0	2	0	0	3
Ready	4-11	1-1	0-0	3	3	9	4	35
Ware	12-16	0-0	4-7	6	4	28	1	29
TOTALS	33-71	3-18	11-16	39	25	80	14	225

Halftime: UA 38, MSU 34. FG%: MSU 46.5%, UA 46.6%. 3FG%: MSU 16.7%, UA 37.9%. FT%: MSU 68.8%, UA 63.0%. Turnovers: MSU 12 (Daniels, Sword 3), UA 20 (Kessens 5). Blocked Shots: MSU 4 (Four players with 1), UA 5 (Taylor, Edwards 2). Steals: MSU 9 (Three players with 2), UA 5 (Obasohan 3). Officials: Pat Adams, John Hampton, Byron Jarrett. Attendance: 6,265.

Game 22 — Feb. 6, 2016

LSU	88
Mississippi State	77

Maravich Assembly Center • Baton Rouge, LA

Mississippi State

Player	FG	3FG	FT	RB	PF	PT	A	Min
Ware f	5-10	0-0	4-6	5	2	14	2	24
W'Spoon g	4-9	2-6	2-2	8	1	12	2	27
Newman g	4-12	0-4	4-6	3	2	12	5	39
Daniels g	3-4	1-1	0-0	4	3	7	1	17
Sword g	5-11	2-4	0-0	3	3	12	2	32
Thomas	3-9	2-6	2-2	6	3	10	0	19
Zuppardo	2-5	0-1	0-0	4	2	4	0	17
Patterson	0-0	0-0	0-0	0	0	0	0	2
Holman	3-6	0-1	0-0	2	3	6	0	13
TOTALS	29-66	7-23	12-16	38	19	77	12	200

LSU

Player	FG	3FG	FT	RB	PF	PT	A	Min
Simmons f	7-11	0-0	2-5	9	1	16	7	37
Victor II f	3-7	0-0	2-4	4	3	8	2	29
Hornsby g	9-17	5-10	2-2	4	2	25	5	28
Patterson g	0-1	0-0	0-0	1	0	0	1	15
Q'Man g	2-6	1-3	2-2	4	1	7	4	23
Sampson	0-0	0-0	0-0	1	0	0	0	3
Blakeney	11-17	4-8	5-6	7	3	31	2	34
Rob'son III	0-0	0-0	0-2	1	2	0	1	9
Gray	0-2	0-1	0-0	2	1	0	3	17
B'Water	0-0	0-0	0-0	0	0	0	0	1
Epps	0-0	0-0	1-2	0	1	1	0	4
TOTALS	32-61	10-22	14-23	36	14	88	25	200

Halftime: LSU 43, MSU 35. FG%: MSU 43.9%, LSU 52.5%. 3FG%: MSU 30.4%, LSU 45.5%. FT%: MSU 75.0%, LSU 60.9%. Turnovers: MSU 10 (Newman 3), LSU 8 (Simmons, Victor II 2). Blocked Shots: MSU 3 (Three players with 1), LSU 3 (Simmons 2). Steals: MSU 4 (Four players with 1), LSU 6 (Simmons 3). Officials: Ted Valentine, Garrick Shannon, Sean Casey. Attendance: 13,123.

Game 23 — Feb. 9, 2016

Mississippi State	78
Arkansas	46

Humphrey Coliseum • Starkville, MS

Arkansas

Player	FG	3FG	FT	RB	PF	PT	A	Min
Kingsley f	1-6	0-0	2-2	3	3	4	0	20
Hannahs g	2-11	0-3	1-2	0	3	5	1	30
Durham g	1-8	0-1	1-2	4	1	3	0	23
Bell g	3-15	1-3	2-2	2	1	9	1	25
Watkins g	1-6	0-0	1-2	3	1	3	0	21
Thompson	0-2	0-0	1-2	5	3	1	0	17
Whitt	3-12	0-1	5-6	4	4	11	0	20
Beard	3-8	0-2	0-1	1	3	6	0	21
Kouassi	1-2	0-0	0-1	4	1	2	0	7
Miles	1-2	0-0	0-0	8	1	2	1	16
TOTALS	16-72	1-10	13-20	39	21	46	3	200

Mississippi State

Player	FG	3FG	FT	RB	PF	PT	A	Min
Ware f	6-9	0-0	9-9	10	3	21	1	22
Daniels f	2-4	1-1	0-2	10	3	5	0	23
W'Spoon g	5-8	1-2	5-6	10	2	16	2	26
Newman g	3-8	0-3	0-0	1	4	6	0	21
Sword g	4-8	0-1	2-3	5	2	10	3	29
Thomas	2-3	2-3	2-2	2	1	8	0	25
Zuppardo	0-1	0-0	0-0	1	1	0	0	

Game 24 — Feb. 13, 2016

Georgia 66
Mississippi State 57

Humphrey Coliseum • Starkville, MS

Georgia		FG	3FG	FT	RB	PF	PT	A	Min
Maten	f	10-16	0-0	5-7	7	2	25	1	30
Ogbeide	f	2-6	0-0	0-0	13	1	4	0	22
Mann	g	7-10	2-3	5-6	7	3	21	1	33
Gaines	g	0-4	0-3	0-0	3	2	0	1	19
Frazier	g	3-11	1-6	1-1	4	1	8	2	33
Jackson II	g	0-0	0-0	0-0	0	0	0	0	3
Wilridge	g	0-0	0-0	0-0	0	0	0	0	4
Kessler	g	1-2	0-0	0-0	1	1	2	0	18
Geno	g	1-2	0-0	1-2	7	1	3	4	27
Edwards	g	1-3	0-0	1-1	1	1	3	0	11
TOTALS		25-54	3-12	13-17	45	12	66	9	200

Mississippi State		FG	3FG	FT	RB	PF	PT	A	Min
Ware	f	3-6	0-0	0-0	6	4	6	0	25
Daniels	f	0-4	0-2	0-0	2	1	0	0	14
W'Spoon	g	6-15	3-7	2-4	2	1	17	2	35
Newman	g	2-8	2-5	1-2	2	1	7	1	28
Sword	g	4-14	2-5	3-3	6	4	13	2	22
Thomas	g	0-4	0-4	0-0	3	2	0	2	19
Zuppardo	g	1-4	1-2	0-0	3	1	3	0	12
Ready	g	4-9	0-3	1-2	1	0	9	4	29
Holman	g	1-4	0-0	0-0	2	4	2	0	16
TOTALS		21-68	8-28	7-11	35	18	57	11	200

Halftime: UGA 32, MSU 21. FG%: MSU 30.9%, UGA 46.3%. 3FG%: MSU 28.6%, UGA 25.0%. FT%: MSU 63.6%, UGA 76.5%. Turnovers: MSU 9 (Four players with 2), UGA 20 (Maten 6). Blocked Shots: MSU 3 (Holman 2), UGA 4 (Four players with 1). Steals: MSU 9 (Three players with 2), UGA 4 (Kessler 2). Officials: Lee Cassell, Patrick Evans, Chuck Jones. Attendance: 6,811.

Game 25 — Feb. 16, 2016

Mississippi State 75
Vanderbilt 74

Humphrey Coliseum • Starkville, MS

Vanderbilt		FG	3FG	FT	RB	PF	PT	A	Min
Kornet	f	2-5	1-3	1-1	5	4	6	0	18
Roberson	f	4-5	2-3	2-2	4	4	12	0	39
Jones	c	9-16	0-0	2-5	10	2	20	1	34
B'dwin IV	g	3-12	1-5	3-5	5	2	10	9	38
F-Davis	g	7-11	6-9	0-0	4	1	20	2	34
LaChance	g	0-3	0-1	2-4	1	0	2	1	12
Cressler	g	1-4	0-2	0-0	4	1	2	1	16
H'derson	g	1-5	0-0	0-0	3	0	2	1	9
TOTALS		27-61	10-23	10-17	38	14	74	15	200

Mississippi State		FG	3FG	FT	RB	PF	PT	A	Min
Daniels	f	2-3	0-0	0-0	2	1	4	0	26
Holman	f	0-1	0-0	0-0	1	2	0	0	9
W'Spoon	g	6-12	4-6	8-10	4	2	24	1	34
Newman	g	2-11	0-5	1-2	5	2	5	3	31
Sword	g	6-12	1-3	1-2	4	5	14	2	22
Thomas	g	0-0	0-0	0-0	1	0	0	1	11
Zuppardo	g	1-1	1-1	0-0	1	1	3	0	10
Ready	g	3-6	1-2	0-0	2	0	7	6	28
Ware	g	8-12	0-0	2-4	13	2	18	1	29
TOTALS		28-58	7-17	12-18	36	15	75	14	200

Halftime: VU 41, MSU 32. FG%: MSU 48.3%, VU 44.3%. 3FG%: MSU 41.2%, VU 43.5%. FT%: MSU 66.7%, VU 58.8%. Turnovers: MSU 8 (Ware 3), VU 8 (Jones 3). Blocked Shots: MSU 2 (Weatherspoon, Ware 1), VU 4 (Kornet 2). Steals: MSU 4 (Daniels 2), VU 2 (Baldwin IV, Henderson 1). Officials: Antinio Petty, Jeffery Clark, Roger Ayers. Attendance: 6,194.

Game 26 — Feb. 20, 2016

Mississippi State 67
Alabama 61

Coleman Coliseum • Tuscaloosa, AL

Mississippi State		FG	3FG	FT	RB	PF	PT	A	Min
Ware	f	5-8	0-0	2-2	3	4	12	1	17
W'Spoon	g	5-10	3-4	2-3	4	1	15	0	37
Ready	g	4-7	0-1	2-4	1	3	10	3	29
Daniels	g	1-2	0-0	1-2	6	3	3	0	27
Sword	g	5-13	2-7	1-2	4	1	13	3	37
Thomas	g	3-7	1-2	0-0	3	2	7	1	22
Zuppardo	g	1-3	0-2	0-0	4	4	2	0	18
Holman	g	2-3	1-1	0-2	3	3	5	0	13
TOTALS		26-53	7-17	8-15	33	21	67	8	200

Alabama		FG	3FG	FT	RB	PF	PT	A	Min
Norris	f	0-0	0-0	0-0	4	4	0	0	24
Kessens	f	0-0	0-0	0-0	2	1	0	1	13
Taylor	f	4-4	0-0	0-3	5	2	8	0	22
Edwards	g	2-11	1-7	0-0	7	2	5	1	35
O'sohan	g	8-18	1-4	5-8	6	2	22	3	39
Coleman	g	0-2	0-2	1-3	2	1	1	3	24
Hale	g	7-15	4-8	4-5	5	0	22	0	26
Austin	g	0-1	0-0	0-0	0	0	0	0	2
Hall	g	1-1	0-0	1-2	4	1	3	0	15
TOTALS		22-52	6-21	11-21	36	14	61	8	200

Halftime: MSU 32, UA 29. FG%: MSU 49.1%, UA 42.3%. 3FG%: MSU 41.2%, UA 28.6%. FT%: MSU 53.3%, UA 52.4%. Turnovers: MSU 11 (Ware 4), UA 11 (Hale 3). Blocked Shots: MSU 0, UA 5 (Five players with 1). Steals: MSU 7 (Three players with 2), UA 4 (Taylor, Obasohan 2). Officials: Olandis Poole, Brian Shey, Jamie Luckie. Attendance: 15,383.

Game 27 — Feb. 24, 2016

Texas A&M 68
Mississippi State 66

Reed Arena • College Station, Texas

Mississippi State		FG	3FG	FT	RB	PF	PT	A	Min
W'Spoon	g	6-14	1-2	1-2	4	5	14	3	34
Ready	g	2-4	1-1	0-0	1	2	5	5	26
Ware	f	3-7	0-0	2-2	9	3	8	1	33
Daniels	g	1-2	0-1	0-0	9	3	2	1	28
Sword	g	8-13	3-6	5-6	3	3	24	1	34
Thomas	g	0-1	0-0	0-0	0	0	0	0	8
Zuppardo	g	2-4	1-3	0-0	0	0	5	1	14
Newman	g	3-6	2-4	0-0	2	0	8	1	18
Holman	g	0-1	0-1	0-0	1	1	0	0	5
TOTALS		25-52	8-18	8-10	37	17	66	13	200

Texas A&M		FG	3FG	FT	RB	PF	PT	A	Min
Collins	g	1-2	1-1	0-0	3	0	3	5	23
Jones	f	2-8	0-2	2-5	8	0	6	1	26
Caruso	g	4-9	1-3	0-0	1	2	9	6	32
House	g	4-13	2-6	6-8	2	4	16	3	30
Davis	c	6-8	0-0	3-5	6	3	15	1	29
Hogg	g	4-9	2-6	0-0	1	0	10	0	18
Gilder	g	1-3	1-2	0-0	3	0	3	1	18
T.-Morelos	g	3-4	0-1	0-0	3	1	6	0	13
Miller	g	0-1	0-0	0-2	2	2	0	0	11
TOTALS		25-57	7-21	11-20	31	12	68	17	200

Halftime: TAMU 33, MSU 29. FG%: MSU 48.1%, TAMU 43.9%. 3FG%: MSU 44.4%, TAMU 33.3%. FT%: MSU 80.0%, TAMU 55.0%. Turnovers: MSU 15 (Ware 5), TAMU 10 (Davis 3). Blocked Shots: MSU 5 (Weatherspoon, Ware 2), TAMU 6 (Davis 2). Steals: MSU 3 (Three players with 1), TAMU 8 (Eight players with 1). Officials: Tony Greene, Antinio Petty, Mark Whitehead. Attendance: 8,312.

Game 28 — Feb. 27, 2016

South Carolina 68
Mississippi State 66

Humphrey Coliseum • Starkville, MS

South Carolina		FG	3FG	FT	RB	PF	PT	A	Min
Cha'vicius	f	4-6	0-0	1-1	7	1	9	0	27
Carrera	f	1-8	1-4	3-4	8	1	6	0	28
Kacinas	f	4-10	1-4	0-0	6	4	9	0	30
Thornwell	g	5-11	2-3	0-1	7	3	12	2	35
Notice	g	4-9	2-7	0-0	1	2	10	0	32
Stroman	g	0-3	0-0	2-2	1	2	2	1	5
Gregory	g	0-1	0-0	0-0	0	2	0	0	3
Dozier	g	2-7	0-1	0-0	3	4	4	4	21
McKie	g	0-0	0-0	1-2	1	0	1	0	6
Silva	g	2-5	0-0	1-2	3	0	5	0	13
TOTALS		22-60	6-19	8-12	39	19	58	7	200

Mississippi State		FG	3FG	FT	RB	PF	PT	A	Min
Ware	f	7-12	0-0	2-4	12	2	16	1	32
Daniels	f	1-5	1-2	0-0	6	3	3	2	26
W'Spoon	g	5-13	2-5	2-4	6	2	14	1	27
Ready	g	0-3	0-2	0-1	2	4	0	5	32
Sword	g	4-6	2-4	4-8	1	3	14	5	34
Thomas	g	4-5	2-3	2-2	2	1	12	3	16
Zuppardo	g	2-3	1-1	0-0	2	2	5	0	12
Newman	g	0-4	0-4	0-0	0	0	0	3	16
Holman	g	2-4	0-1	0-0	2	0	4	0	5
TOTALS		25-55	8-22	10-19	34	17	68	20	200

Halftime: MSU 37, USC 26. FG%: MSU 45.5%, USC 36.7%. 3FG%: MSU 36.4%, USC 31.6%. FT%: MSU 52.6%, USC 66.7%. Turnovers: MSU 15 (Ready, Sword 4), USC 21 (Notice 5). Blocked Shots: MSU 5 (Daniels 4), USC 3 (Three players with 1). Steals: MSU 13 (Ready 5), USC 7 (Thornwell 4). Officials: Karl Hess, Tony Henderson, Brian Shey. Attendance: 7,488.

Game 29 — March 2, 2016

Ole Miss 86
Mississippi State 78

The Pavilion • Oxford, MS

Mississippi State		FG	3FG	FT	RB	PF	PT	A	Min
Ware	f	11-14	0-0	6-8	9	1	28	0	33
W'Spoon	g	4-11	3-8	4-4	5	4	15	0	31
Ready	g	2-8	0-3	2-2	2	5	6	7	36
Daniels	g	3-6	1-2	1-1	5	4	8	0	23
Sword	g	3-8	1-5	3-5	3	4	10	5	29
Thomas	g	2-4	2-4	0-0	2	1	6	2	18
Zuppardo	g	1-2	0-0	0-0	0	0	2	0	2
Newman	g	1-6	1-4	0-0	3	1	3	3	24
Holman	g	0-0	0-0	0-0	0	3	0	0	4
TOTALS		27-59	8-26	16-20	33	23	78	17	200

Ole Miss									
Player	FG	3FG	FT	RB	PF	PT	A	Min	
Saiz	f 4-10	0-0	2-2	4	4	10	1	24	
Gielo	f 2-6	1-5	2-2	8	4	7	2	37	
Perez	f 3-6	2-3	2-2	5	3	10	1	30	
Newby	g 0-1	0-1	6-6	7	2	6	2	35	
Moody	g 11-24	6-12	15-18	2	3	43	6	35	
Hymon	3-6	0-0	0-1	3	2	6	0	17	
Brooks	1-4	0-2	0-0	4	1	2	1	15	
F.-Dorsey	1-2	0-0	0-0	0	1	2	0	7	
TOTALS	25-59	9-23	21-37	37	20	86	13	200	

2015-16 Mississippi State Basketball
Mississippi State Combined Team Statistics (as of Mar 02, 2016)
All games



RECORD:	OVERALL	HOME	AWAY	NEUTRAL
ALL GAMES	13-16	9-5	2-9	2-2
CONFERENCE	6-11	4-4	2-7	0-0
NON-CONFERENCE	7-5	5-1	0-2	2-2

#	Player	gp-gs	min	avg	Total		3-Point		F-Throw		Rebounds											
					fg-fga	fg%	3fg-fga	3fg%	ft-fa	ft%	off	def	tot	avg	pf	dq	a	to	blk	stl	pts	avg
20	Gavin Ware	28-25	782	27.9	178-284	.627	0-0	.000	93-123	.756	81	131	212	7.6	78	3	24	50	30	26	449	16.0
32	Craig Sword	29-29	841	29.0	133-290	.459	23-92	.250	84-126	.667	33	78	111	3.8	96	7	87	88	27	39	373	12.9
11	Q. Weatherspoon	29-16	784	27.0	128-279	.459	39-101	.386	56-71	.789	44	90	134	4.6	71	1	38	42	16	39	351	12.1
14	Malik Newman	27-22	767	28.4	101-266	.380	57-153	.373	46-66	.697	6	70	76	2.8	43	1	59	47	2	11	305	11.3
15	I.J. Ready	28-21	830	29.6	96-228	.421	23-85	.271	41-50	.820	10	60	70	2.5	54	1	127	46	1	37	256	9.1
23	Travis Daniels	27-24	629	23.3	60-126	.476	18-46	.391	18-27	.667	51	70	121	4.5	61	0	21	30	18	12	156	5.8
01	Fred Thomas	29-5	586	20.2	49-124	.395	27-88	.307	21-27	.778	10	73	83	2.9	46	0	29	16	13	9	146	5.0
04	Johnny Zuppardo	29-0	336	11.6	37-88	.420	17-45	.378	4-6	.667	16	52	68	2.3	53	3	7	14	6	14	95	3.3
02	Demetrius Houston	1-0	6	6.0	1-1	1.000	0-0	.000	0-0	.000	0	0	0	0.0	0	0	0	0	0	0	2	2.0
35	Aric Holman	19-3	177	9.3	16-41	.390	2-12	.167	1-6	.167	8	28	36	1.9	36	2	8	14	12	2	35	1.8
21	Reggie Patterson	8-0	13	1.6	1-4	.250	0-1	.000	2-3	.667	0	1	1	0.1	5	0	0	2	0	0	4	0.5
42	Staley, Elijah	2-0	8	4.0	0-1	.000	0-0	.000	1-2	.500	0	1	1	0.5	1	0	0	1	0	1	1	0.5
22	Fallou Ndoye	6-0	45	7.5	1-2	.500	0-0	.000	0-1	.000	4	3	7	1.2	16	1	1	3	1	0	2	0.3
10	Carter Holmes	5-0	8	1.6	0-2	.000	0-2	.000	0-0	.000	0	0	0	0.0	0	0	0	1	0	0	0	0.0
24	Jett Jobe	6-0	13	2.2	0-2	.000	0-0	.000	0-0	.000	0	2	2	0.3	1	0	1	0	0	0	0	0.0
Team											39	52	91				10					
Total.....		29	5825		801-1738	.461	206-625	.330	367-508	.722	302	711	1013	34.9	561	19	402	364	126	190	2175	75.0
Opponents.....		29	5825		742-1723	.431	200-584	.342	427-622	.686	364	711	1075	37.1	482	-	364	378	102	180	2111	72.8

TEAM STATISTICS	MS	OPP
SCORING	2175	2111
Points per game	75.0	72.8
Scoring margin	+2.2	-
FIELD GOALS-ATT	801-1738	742-1723
Field goal pct	.461	.431
3 POINT FG-ATT	206-625	200-584
3-point FG pct	.330	.342
3-pt FG made per game	7.1	6.9
FREE THROWS-ATT	367-508	427-622
Free throw pct	.722	.686
F-Throws made per game	12.7	14.7
REBOUNDS	1013	1075
Rebounds per game	34.9	37.1
Rebounding margin	-2.1	-
ASSISTS	402	364
Assists per game	13.9	12.6
TURNOVERS	364	378
Turnovers per game	12.6	13.0
Turnover margin	+0.5	-
Assist/turnover ratio	1.1	1.0
STEALS	190	180
Steals per game	6.6	6.2
BLOCKS	126	102
Blocks per game	4.3	3.5
ATTENDANCE	91616	132954
Home games-Avg/Game	14-6544	11-11182
Neutral site-Avg/Game	-	4-2488

Score by Periods	1st	2nd	OT	Totals
Mississippi State	1019	1143	13	2175
Opponents	1027	1069	15	2111

Date	Opponent		Score	Att.
11-13-15	EASTERN WASHINGTON	w	106-88	9931
11-16-15	SOUTHERN UNIVERSITY	L	72-76	5895
11-19-15	vs Miami	L	79-105	1947
11-20-15	vs Texas Tech	L	72-74	2001
11-22-15	vs Missouri State	w	84-70	1492
11-28-15	UT MARTIN	w	76-51	7150
12-02-15	TEXAS SOUTHERN	w	86-73	6239
12-12-15	at UMKC	L	67-72	2886
12-16-15	at Florida State	L	66-90	5466
12-19-15	TULANE	w	69-59	4804
12-23-15	vs Northern Colorado	w	93-69	4512
12-31-15	N.C. CENTRAL	w	71-48	2016
* 01-06-16	TEXAS A&M	L	60-61	6693
* 01-09-16	at Arkansas	L	68-82	16246
* 01-12-16	at Kentucky	L	74-80	23897
* 01-16-16	TENNESSEE	L	75-80	5926
* 01-19-16	at Florida	L	78-81	8250
* 01-23-16	OLE MISS	w	83-77	9932
* 01-26-16	at South Carolina	L	74-84	12764
* 01-30-16	at Mizzou	w	76-62	7175
* 02-02-16	ALABAMA	Lot	80-82	6265
* 02-06-16	at LSU	L	77-88	13123
* 02-09-16	ARKANSAS	w	78-46	6272
* 02-13-16	GEORGIA	L	57-66	6811
* 02-16-16	VANDERBILT	w	75-74	6194
* 02-20-16	at Alabama	w	67-61	15383
* 02/24/16	at Texas A&M	L	66-68	8312
* 02-27-16	SOUTH CAROLINA	w	68-58	7488
* 03-02-16	at Ole Miss	L	78-86	9500

* - Conference game

2015-16 Mississippi State Basketball
Mississippi State Combined Team Statistics (as of Mar 02, 2016)
Conference games



RECORD:	OVERALL	HOME	AWAY	NEUTRAL
ALL GAMES	6-11	4-4	2-7	0-0
CONFERENCE	6-11	4-4	2-7	0-0
NON-CONFERENCE	0-0	0-0	0-0	0-0

#	Player	gp-gs	min	avg	Total	3-Point	F-Throw	Rebounds		pf	dq	a	to	blk	stl	pts	avg
					fg-fga	fg%	3fg-fga	3fg%	ft-fa	ft%	off	def	tot	avg			
11	Q. Weatherspoon	17-14	537	31.6	89-199	.447	30-75	.400	44-58	.759	35	63	98	5.8	44	1	21
20	Gavin Ware	16-14	445	27.8	90-159	.566	0-0	.000	57-75	.760	43	75	118	7.4	44	1	13
32	Craig Sword	17-17	514	30.2	83-178	.466	15-55	.273	47-72	.653	19	56	75	4.4	61	4	55
14	Malik Newman	16-13	460	28.8	52-148	.351	31-83	.373	24-36	.667	2	39	41	2.6	28	1	33
15	I.J. Ready	16-11	474	29.6	48-113	.425	12-35	.343	21-26	.808	7	35	42	2.6	32	1	72
01	Fred Thomas	17-0	314	18.5	29-72	.403	16-49	.327	9-12	.750	7	33	40	2.4	26	0	19
23	Travis Daniels	16-13	340	21.3	27-56	.482	8-20	.400	6-11	.545	24	42	66	4.1	38	0	7
04	Johnny Zuppardo	17-0	180	10.6	18-44	.409	7-22	.318	3-4	.750	5	24	29	1.7	27	1	1
35	Aric Holman	17-3	153	9.0	14-36	.389	2-11	.182	1-6	.167	8	24	32	1.9	32	2	6
21	Reggie Patterson	3-0	4	1.3	0-0	.000	0-0	.000	1-2	.500	0	1	1	0.3	1	0	0
10	Carter Holmes	1-0	2	2.0	0-0	.000	0-0	.000	0-0	.000	0	0	0	0.0	0	0	0
24	Jett Jobe	1-0	2	2.0	0-1	.000	0-0	.000	0-0	.000	0	0	0	0.0	0	0	0
Team											24	30	54			6	
Total.....		17	3425		450-1006	.447	121-350	.346	213-302	.705	174	422	596	35.1	333	11	227
Opponents.....		17	3425		421-1003	.420	133-358	.372	261-379	.689	218	431	649	38.2	282	-	226

TEAM STATISTICS	MS	OPP	Date	Opponent	Score	Att.
SCORING	1234	1236	*	01-06-16	TEXAS A&M	L 60-61 6693
Points per game	72.6	72.7	*	01-09-16	at Arkansas	L 68-82 16246
Scoring margin	-0.1	-	*	01-12-16	at Kentucky	L 74-80 23897
FIELD GOALS-ATT	450-1006	421-1003	*	01-16-16	TENNESSEE	L 75-80 5926
Field goal pct	.447	.420	*	01-19-16	at Florida	L 78-81 8250
3 POINT FG-ATT	121-350	133-358	*	01-23-16	OLE MISS	w 83-77 9932
3-point FG pct	.346	.372	*	01-26-16	at South Carolina	L 74-84 12764
3-pt FG made per game	7.1	7.8	*	01-30-16	at Mizzou	w 76-62 7175
FREE THROWS-ATT	213-302	261-379	*	02-02-16	ALABAMA	Lot 80-82 6265
Free throw pct	.705	.689	*	02-06-16	at LSU	L 77-88 13123
F-Throws made per game	12.5	15.4	*	02-09-16	ARKANSAS	w 78-46 6272
REBOUNDS	596	649	*	02-13-16	GEORGIA	L 57-66 6811
Rebounds per game	35.1	38.2	*	02-16-16	VANDERBILT	w 75-74 6194
Rebounding margin	-3.1	-	*	02-20-16	at Alabama	w 67-61 15383
ASSISTS	227	226	*	02/24/16	at Texas A&M	L 66-68 8312
Assists per game	13.4	13.3	*	02-27-16	SOUTH CAROLINA	w 68-58 7488
TURNOVERS	219	228	*	03-02-16	at Ole Miss	L 78-86 9500
Turnovers per game	12.9	13.4				
Turnover margin	+0.5	-				
Assist/turnover ratio	1.0	1.0				
STEALS	118	104				
Steals per game	6.9	6.1				
BLOCKS	74	70				
Blocks per game	4.4	4.1				
ATTENDANCE	55581	114650				
Home games-Avg/Game	8-6948	9-12739				
Neutral site-Avg/Game	-	0-0				

* - Conference game

Score by Periods	1st	2nd	OT	Totals
Mississippi State	558	663	13	1234
Opponents	585	636	15	1236

2015-16 Mississippi State Basketball
Mississippi State Game-by-Game Highs (as of Mar 02, 2016)
All games



Opponent	Date	Score	Points	Rebounds	Assists	Steals	Blocked shots
EASTERN WASHINGTON	11-13-15	106-88	26-Gavin Ware	13-Gavin Ware	6-I.J. Ready	2-Craig Sword	3-Gavin Ware
SOUTHERN UNIVERSITY	11-16-15	72-76	16-Craig Sword	10-Travis Daniels	5-I.J. Ready	1-Q. Weatherspoon Gavin Ware Fred Thomas I.J. Ready	1-Johnny Zuppardo Craig Sword
vs Miami	11-19-15	79-105	20-Gavin Ware Craig Sword	5-Gavin Ware	4-Craig Sword I.J. Ready	1-I.J. Ready Craig Sword Q. Weatherspoon	2-Travis Daniels
vs Texas Tech	11-20-15	72-74	17-Malik Newman	9-Gavin Ware	4-Malik Newman	2-I.J. Ready	3-Craig Sword
vs Missouri State	11-22-15	84-70	25-Gavin Ware	8-Travis Daniels	11-I.J. Ready	2-I.J. Ready Craig Sword Johnny Zuppardo	1-Travis Daniels Gavin Ware
UT MARTIN	11-28-15	76-51	22-Gavin Ware	10-Gavin Ware	4-I.J. Ready Craig Sword	3-I.J. Ready	3-Gavin Ware
TEXAS SOUTHERN	12-02-15	86-73	19-Gavin Ware	11-Gavin Ware	3-Travis Daniels Q. Weatherspoon I.J. Ready Malik Newman	2-Malik Newman Craig Sword	4-Craig Sword
at UMKC	12-12-15	67-72	18-Malik Newman	7-Gavin Ware Travis Daniels	5-Craig Sword	3-Craig Sword Q. Weatherspoon	2-Craig Sword
at Florida State	12-16-15	66-90	20-Craig Sword	9-Fred Thomas	2-Craig Sword	2-Q. Weatherspoon	1-Fallou Ndoeye
TULANE	12-19-15	69-59	15-Malik Newman	9-Gavin Ware	4-Malik Newman I.J. Ready	1-Craig Sword Q. Weatherspoon Gavin Ware Johnny Zuppardo Fred Thomas	1-Gavin Ware
vs Northern Colorado	12-23-15	93-69	20-Malik Newman	6-Gavin Ware	11-I.J. Ready	3-Craig Sword Gavin Ware	2-Gavin Ware
N.C. CENTRAL	12-31-15	71-48	16-Gavin Ware	9-Gavin Ware	4-Q. Weatherspoon Malik Newman	2-I.J. Ready Q. Weatherspoon	2-Craig Sword Fred Thomas
TEXAS A&M	01-06-16	60-61	15-Gavin Ware	13-Gavin Ware	3-Craig Sword	2-Q. Weatherspoon Craig Sword	1-Craig Sword Gavin Ware Q. Weatherspoon Aric Holman Travis Daniels
at Arkansas	01-09-16	68-82	21-Craig Sword	8-Craig Sword	7-I.J. Ready	2-Q. Weatherspoon	1-Fred Thomas Aric Holman Q. Weatherspoon
at Kentucky	01-12-16	74-80	20-Craig Sword	6-Gavin Ware	4-Malik Newman	2-Q. Weatherspoon	None
TENNESSEE	01-16-16	75-80	23-Q. Weatherspoon	10-Gavin Ware	6-I.J. Ready Craig Sword	2-Craig Sword Johnny Zuppardo	1-Fred Thomas Gavin Ware Craig Sword Q. Weatherspoon
at Florida	01-19-16	78-81	20-I.J. Ready	6-Craig Sword Q. Weatherspoon	4-Craig Sword	3-Craig Sword	3-Gavin Ware
OLE MISS	01-23-16	83-77	25-Malik Newman	8-Craig Sword	5-I.J. Ready Craig Sword	2-Q. Weatherspoon	2-Gavin Ware Craig Sword
at South Carolina	01-26-16	74-84	20-I.J. Ready	5-Craig Sword Q. Weatherspoon	7-I.J. Ready	3-Gavin Ware I.J. Ready	4-Craig Sword
at Mizzou	01-30-16	76-62	19-Malik Newman	14-Q. Weatherspoon	5-Craig Sword	2-Fred Thomas	2-Travis Daniels
ALABAMA	02-02-16	80-82	28-Gavin Ware	7-Craig Sword Travis Daniels	6-Craig Sword	2-I.J. Ready Gavin Ware Craig Sword	1-Travis Daniels Q. Weatherspoon Fred Thomas

2015-16 Mississippi State Basketball
Mississippi State Game-by-Game Highs (as of Mar 02, 2016)
All games



Opponent	Date	Score	Points	Rebounds	Assists	Steals	Blocked shots
at LSU	02-06-16	77-88	14-Gavin Ware	8-Q. Weatherspoon	5-Malik Newman	1-Q. Weatherspoon Malik Newman Craig Sword Travis Daniels	Johnny Zuppardo 1-Q. Weatherspoon Craig Sword Gavin Ware
ARKANSAS	02-09-16	78-46	21-Gavin Ware	10-Travis Daniels Q. Weatherspoon Gavin Ware	6-I.J. Ready	2-Q. Weatherspoon	2-Fred Thomas Aric Holman Travis Daniels
GEORGIA	02-13-16	57-66	17-Q. Weatherspoon	6-Gavin Ware Craig Sword	4-I.J. Ready	2-Johnny Zuppardo Fred Thomas I.J. Ready	2-Aric Holman
VANDERBILT	02-16-16	75-74	24-Q. Weatherspoon	13-Gavin Ware	6-I.J. Ready	2-Travis Daniels	1-Q. Weatherspoon Gavin Ware
at Alabama	02-20-16	67-61	15-Q. Weatherspoon	6-Travis Daniels	3-I.J. Ready Craig Sword	2-Craig Sword Q. Weatherspoon I.J. Ready	None
at Texas A&M	02/24/16	66-68	24-Craig Sword	9-Travis Daniels Gavin Ware	5-I.J. Ready	1-Travis Daniels Craig Sword Q. Weatherspoon	2-Q. Weatherspoon Gavin Ware
SOUTH CAROLINA	02-27-16	68-58	16-Gavin Ware	12-Gavin Ware	5-Craig Sword I.J. Ready	5-I.J. Ready	4-Travis Daniels
at Ole Miss	03-02-16	78-86	28-Gavin Ware	9-Gavin Ware	7-I.J. Ready	3-Gavin Ware	2-Aric Holman













2015-16 Mississippi State Basketball
Mississippi State Team Game-by-Game Comparison (as of Mar 02, 2016)
All games



Opponent	1st	2nd	Score	Mar	Total FG	FG Pct	3-Pointers	3FG Pct	Free Throws	FT Pct	Rebounds	Assist	T/Over	Block	Steal	Fouls
EASTERN WASHINGTON	48/51	58/37	106-88	+18	41-66/33-65	.621/.508	5-17/6-22	.294/.273	19-24/16-22	.792/.727	40/25 +15	14/9	13/11	7/0	4/8	21/20
SOUTHERN UNIVERSITY	40/45	32/31	72-76	(4)	23-60/29-62	.383/.468	11-31/6-14	.355/.429	15-23/12-20	.652/.600	44/34 +10	12/10	19/8	2/7	4/10	19/20
Miami	35/59	44/46	79-105	(26)	30-66/34-60	.455/.567	9-22/9-17	.409/.529	10-15/28-38	.667/.737	27/41 (14)	14/20	13/11	5/1	3/7	29/20
Texas Tech	32/41	40/33	72-74	(2)	27-61/26-60	.443/.433	8-27/4-18	.296/.222	10-14/18-23	.714/.783	37/36 +1	11/10	14/10	7/3	3/7	20/15
Missouri State	45/27	39/43	84-70	+14	35-59/24-56	.593/.429	5-18/5-17	.278/.294	9-13/17-23	.692/.739	28/33 (5)	20/12	10/14	2/3	7/4	19/16
UT MARTIN	36/29	40/22	76-51	+25	32-65/22-55	.492/.400	4-18/5-17	.222/.294	8-10/2-6	.800/.333	43/27 +16	17/9	10/12	4/4	9/6	14/15
TEXAS SOUTHERN	45/37	41/36	86-73	+13	35-67/28-61	.522/.459	9-27/6-17	.333/.353	7-7/11-21	1000/.524	29/41 (12)	17/15	7/14	10/2	5/3	17/8
UMKC	29/31	38/41	67-72	(5)	23-62/27-50	.371/.540	7-29/5-11	.241/.455	14-19/13-17	.737/.765	30/31 (1)	13/14	12/17	3/5	8/7	18/15
Florida State	28/37	38/53	66-90	(24)	24-62/30-63	.387/.476	6-24/4-20	.250/.200	12-16/26-36	.750/.722	32/46 (14)	5/12	15/13	1/2	4/7	26/17
TULANE	40/34	29/25	69-59	+10	21-55/25-61	.382/.410	7-18/4-24	.389/.167	20-26/5-11	.769/.455	39/39 -	13/11	9/9	1/3	5/6	12/21
Northern Colorado	49/34	44/35	93-69	+24	32-55/26-55	.582/.473	8-23/8-19	.348/.421	21-26/9-13	.808/.692	30/25 +5	21/8	12/18	5/2	12/6	18/20
N.C. CENTRAL	34/17	37/31	71-48	+23	28-54/17-72	.519/.236	6-21/5-30	.286/.167	9-13/9-13	.692/.692	38/48 (10)	18/8	11/13	5/0	8/5	15/13
TEXAS A&M	25/28	35/33	60-61	(1)	21-49/19-62	.429/.306	6-23/9-27	.261/.333	12-18/14-19	.667/.737	34/41 (7)	9/15	14/11	5/0	6/5	14/13
Arkansas	32/36	36/46	68-82	(14)	24-64/28-56	.375/.500	7-22/16-24	.318/.667	13-20/10-13	.650/.769	34/37 (3)	13/23	14/16	3/9	6/10	12/17
Kentucky	31/39	43/41	74-80	(6)	27-51/28-55	.529/.509	6-13/9-23	.462/.391	14-16/15-20	.875/.750	20/33 (13)	8/16	19/17	0/4	5/7	20/21
TENNESSEE	27/38	48/42	75-80	(5)	28-66/26-55	.424/.473	5-19/10-23	.263/.435	14-20/18-24	.700/.750	40/31 +9	18/11	9/8	4/6	6/0	23/21
Florida	42/37	36/44	78-81	(3)	30-67/26-58	.448/.448	6-21/9-21	.286/.429	12-17/20-33	.706/.606	33/45 (12)	14/13	8/15	4/2	11/4	25/13
OLE MISS	36/38	47/39	83-77	+6	28-54/24-63	.519/.381	12-24/10-20	.500/.500	15-17/19-23	.882/.826	31/36 (5)	16/13	15/10	5/2	4/9	18/15
South Carolina	34/43	40/41	74-84	(10)	23-61/26-58	.377/.448	11-24/5-15	.458/.333	17-23/27-41	.739/.659	26/51 (25)	11/13	12/18	12/7	10/6	32/25
Mizzou	37/20	39/42	76-62	+14	28-61/23-62	.459/.371	8-23/2-25	.348/.080	12-19/14-18	.632/.778	43/34 +9	13/11	13/10	6/3	5/8	17/15
ALABAMA	34/38	33/29	80-82	(2)	33-71/27-58	.465/.466	3-18/11-29	.167/.379	11-16/17-27	.688/.630	39/40 (1)	14/14	12/20	4/5	9/5	25/16
LSU	35/43	42/45	77-88	(11)	29-66/32-61	.439/.525	7-23/10-22	.304/.455	12-16/14-23	.750/.609	38/36 +2	12/25	10/8	3/3	4/6	19/14
ARKANSAS	42/20	36/26	78-46	+32	27-51/16-72	.529/.222	4-12/1-10	.333/.100	20-27/13-20	.741/.650	50/39 +11	16/3	17/10	9/3	4/6	17/21
GEORGIA	21/32	36/34	57-66	(9)	21-68/25-54	.309/.463	8-28/3-12	.286/.250	7-11/13-17	.636/.765	35/45 (10)	11/9	9/20	3/4	9/4	18/12
VANDERBILT	32/41	43/33	75-74	+1	28-58/27-61	.483/.443	7-17/10-23	.412/.435	12-18/10-17	.667/.588	36/38 (2)	14/15	8/8	2/4	4/2	15/14
Alabama	32/29	35/32	67-61	+6	26-53/22-52	.491/.423	7-17/6-21	.412/.286	8-15/11-21	.533/.524	33/36 (3)	8/8	11/11	0/5	7/4	21/14
Texas A&M	29/33	37/35	66-68	(2)	25-52/25-57	.481/.439	8-18/7-21	.444/.333	8-10/11-20	.800/.550	37/31 +6	13/17	15/10	5/6	3/8	17/12
SOUTH CAROLINA	37/26	31/32	68-58	+10	25-55/22-60	.455/.367	8-22/6-19	.364/.316	10-19/8-12	.526/.667	34/39 (5)	20/7	15/21	5/3	13/7	17/19
Ole Miss	32/44	46/42	78-86	(8)	27-59/25-59	.458/.424	8-26/9-23	.308/.391	16-20/27-31	.800/.871	33/37 (4)	17/13	18/15	4/4	12/13	23/20

Note: Game totals are displayed in the format TEAM/OPPONENT for each category

2015-16 MISSISSIPPI STATE PLAYER BREAKDOWN

1		Fred Thomas Sr F 6-5 210 Jackson, MS	MIN 20.2	PTS 5.0	RBS 2.9	AST 1.0	FG% .395	3FG% .307	FT% .778	Notes: Season-high 13 points came against Northern Colorado. Also had 10 vs. Eastern Washington. Had 3 points in SEC opener vs. Texas A&M. 8 points at Kentucky. 2 points, 5 rebounds vs. Tennessee. 3 points, 4 rebounds at Florida. 6 points, 4 rebounds, 2 assists vs. Ole Miss. 3 points, 4 rebounds, 2 assists and 2 steals at Missouri. 9 points, 2 rebounds vs. Alabama. SEC best 10 points, 6 rebounds at LSU. Had 8 points against Arkansas to become 36th MSU player to score 1,000 for a career. 7 points, 1 rebound at Bama. SEC-best 12 points on the year vs. South Carolina to go along with season-high 3 assists. 6 points, 2 rebounds at Ole Miss.
4		Johnny Zuppardo Sr F 6-8 226 Bay St. Louis, MS	MIN 11.6	PTS 3.3	RBS 2.3	STL 0.5	FG% .420	3FG% .378	FT% .667	Notes: Played in all 12 non-conference, averaging 4.1 points, 3.3 boards. Season highs of rebounds (8) and points (8) came against Eastern Washington and Northern Colorado, respectively. Had 1 rebound in SEC opener vs. Texas A&M. 2 points, 3 boards at Arkansas. 3 points at Kentucky. 3 points, 5 rebounds, 2 steals vs. Tennessee. 5 points, 2 rebounds at Florida. 3 points vs. Ole Miss. 6 points at Mizzou. 4 points, 4 rebounds at LSU. 3 points, 3 rebounds, 2 steals vs. Georgia. 3 points, 1 rebound vs. Vanderbilt. 2 points, 4 rebounds at Alabama. 5 points at Texas A&M. 5 points vs. South Carolina. 2 points at Ole Miss.
10		Carter Holmes So G 6-0 185 Jackson, MS	MIN 1.6	PTS 0.0	RBS 0.0	STL 0.0	FG% .000	3FG% .000	FT% ---	Notes: A walk-on who has appeared in 5 games and logged 6 minutes. 0-2 shooting. Played 2 minutes against Arkansas.
11		Quindary Weatherspoon Fr G 6-4 202 Canton, MS	MIN 27.0	PTS 12.1	RBS 4.6	AST 1.3	FG% .459	3FG% .386	FT% .789	Notes: Two-time SEC Freshman of the Week. 16 points UT Martin. 12 points, 5 rebounds and 2 steals vs. Texas A&M in SEC opener. 23 points vs. Tennessee. 14 points, 6 rebounds, 3 assists, 2 steals at Florida. 18 points, 6 rebounds vs. Ole Miss. 19 points, 5 rebounds at USC. Double-double at Mizzou with 18 points, 14 boards. 8 points, 6 rebounds vs. Alabama. 12 points, 8 rebounds at LSU. 16 points, 10 rebounds vs. Arkansas for double-double. 17 points vs. Georgia. Career-high 24 points vs. Vandy and had game-winning 3 at the buzzer. 15 points at Bama. 14 points Texas A&M. 14 points, 6 rebounds vs. USC. 15 points, 5 rebounds, 2 steals at Ole Miss.
14		Malik Newman Fr G 6-3 190 Jackson, MS	MIN 28.4	PTS 11.3	RBS 2.8	AST 2.2	FG% .380	3FG% .373	FT% .697	Notes: Missed opener due to turf toe. SEC Freshman of the Week after 20 points vs. Northern Colorado. 14 points, 3 rebounds and 2 assists in SEC opener vs. Texas A&M. 9 points, 3 rebounds at Arkansas. 14 points, 4 assists at Kentucky. Career-high 7 rebounds vs. Tennessee. 12 points, 3 rebounds, 2 assists at Florida. Career-high 25 points vs. Ole Miss with 7 3-pointers. 15 points at USC and made 5 treys. 19 points, 5 rebounds, 3 assists at Mizzou. 12 points, 5 assists at LSU. 7 points vs. Georgia. 5 points, 5 rebounds and 3 assists vs. Vanderbilt. Missed Bama game with back issues. 8 points at Texas A&M. 3 assists vs. USC. 3 points at Ole Miss.
15		I.J. Ready Jr G 5-11 170 North Little Rock, AR	MIN 29.6	PTS 9.1	RBS 2.5	AST 4.5	FG% .421	3FG% .270	FT% .820	Notes: Career-high 25 points against Eastern Washington. First-career double-double came against Missouri St. (13 pts., 11 asst.). 11 assists vs. Northern Co. 7 points and 2 assists vs. Texas A&M in SEC opener. 7 points, 7 assists at Arkansas. 9 points, 6 assists vs. Tennessee. 20 points at Florida. 5 assists vs. Ole Miss. 20 points, 7 assists at USC. Season-high 7 rebounds at Mizzou. 9 points, 4 rebounds, 2 steals vs. Alabama. Missed LSU game with back spasms. 6 points vs. Arkansas. 9 points, 4 assists vs. Georgia. 7 points, 6 assists vs. Vanderbilt. 10 points at Alabama. 5 points, 5 assists at TAMU. 5 assists, 5 steals vs. USC. 6 points, 7 assists at Ole Miss.
20		Gavin Ware Sr F 6-9 260 Starkville, MS	MIN 27.9	PTS 16.0	RBS 7.6	BLK 1.1	FG% .627	3FG% ---	FT% .756	Notes: 26 points, 13 rebounds vs. Eastern Washington en route to SEC Player of the Week honors. 15 points, 13 rebounds vs. Texas A&M in SEC opener. 14 points at Arkansas. 11 points at Kentucky. 21 points, 10 rebounds vs. Tennessee. 5 points, 3 blocks at Florida. 14 points, 6 rebounds vs. Ole Miss. 6 points, 4 rebounds at USC. 28 points vs. Alabama. 14 points, 5 rebounds at LSU. 21 points, 10 rebounds vs. Arkansas. 6 points, 6 rebounds vs. Georgia. 18 points, 13 rebounds vs. Vanderbilt. 12 points at Bama. 8 points, 9 boards at TAMU. 16 points, 12 rebounds vs. USC for 8th double-double. Tied with career high with 28 points at Ole Miss and 9 boards.
21		Reggie Patterson Sr G 6-4 158 Baldwin, MS	MIN 1.6	PTS 0.5	RBS 0.1	AST 0.0	FG% .250	3FG% .000	FT% .667	Notes: A former manager turned walk-on who has appeared in 8 games and logged 12 minutes. Scored first-career points vs. Northern Colorado, totaling 3 on 1-2 shooting with a free throw. 1-4 shooting on the year. Saw first SEC action at LSU and logged 2 minutes. 1 point in minutes vs. Arkansas. Played 1 minute at Alabama.
23		Travis Daniels Sr G 6-7 225 Tuscaloosa, AL	MIN 23.3	PTS 5.8	RBS 4.5	AST 0.8	FG% .476	3FG% .391	FT% .667	Notes: Season-high 18 came against Texas Southern, while season-best 10 boards came against Southern. Also had 16 points vs. Eastern Washington. 6 rebounds vs. Texas A&M in SEC opener. 4 points at Arkansas. 3 points at Kentucky and 2 vs. Tennessee off the bench. 1 assist at Florida. DNP vs. Ole Miss. 4 rebounds at USC. SEC high this year with 13 points at Mizzou. 11 points, 7 rebounds vs. Alabama. 7 points, 4 rebounds at LSU. 5 points, 10 rebounds vs. Arkansas. 4 points vs. Vanderbilt. 3 points, 6 rebounds at Alabama. 2 points, 9 rebounds at TAMU. 6 rebounds and career-high 4 blocks vs. USC. 8 points, 5 rebounds, 2 steals at Ole Miss.
24		Jett Jobe Fr G 6-4 181 Tuttle, OK	MIN 2.2	PTS 0.0	RBS 0.4	AST 0.2	FG% .000	3FG% ---	FT% ---	Notes: Notes: A walk-on who has appeared in 6 games and logged 13 minutes. 0-2 shooting with 2 rebounds and an assist. Played 2 minutes vs. Arkansas.
32		Craig Sword Sr G 6-3 197 Montgomery, AL	MIN 29.0	PTS 12.9	RBS 3.8	AST 3.0	FG% .459	3FG% .250	FT% .667	Notes: 20 points vs. Miami and Florida St. Career-best 4 blocks vs. Southern. 7 points, 2 steals vs. Texas A&M in SEC opener. 21 points, 8 rebounds at Arkansas. 8 points, season-high 6 assists vs. Tennessee. 17 points, 6 rebounds, 4 assists, 3 steals at Florida. 10 points, 5 rebounds, 5 assists, 2 blocks vs. Ole Miss. 10 points, 5 rebounds, 4 blocked shots at USC. 15 points, 5 rebounds, 5 assists at Mizzou. 10 points, 6 assists, 7 rebounds vs. Alabama. 12 points at LSU. 10 points, 3 assists vs. Arkansas. 13 points, 6 rebounds vs. Georgia. 14 points vs. Vandy. 13 points at Alabama. 24 points at TAMU. 14 points, 5 assists, 4 steals vs. USC. 10 points at Ole Miss.
35		Aric Holman Fr F 6-10 212 Owensboro, KY	MIN 9.3	PTS 1.8	RBS 1.9	BLK 0.6	FG% .390	3FG% .167	FT% .167	Notes: Missed first 10 games due to a knee injury. Saw first action against Northern Colorado and totaled 2 points and 2 rebounds. 2 points, 2 boards, 2 assists and a block vs. N.C. Central. In SEC opener vs. Texas A&M, had 1 block. 2 points, 5 rebounds at Florida. 2 rebounds vs. Ole Miss. 3 points, 2 rebounds at USC. Drew first-career start at Mizzou and had 2 points, 3 rebounds. Career-high 6 points at LSU. 5 points, 6 rebounds and 2 blocks vs. Arkansas. 2 points, 2 rebounds, 2 blocks vs. Georgia. 1 rebound vs. Vanderbilt. 5 points, 3 rebounds at Alabama. 1 rebound at Texas A&M. 4 points, 2 rebounds vs. USC. 2 blocked shots at Ole Miss.