

# MISSISSIPPI STATE 2008-09 MEN'S BASKETBALL

Game #31: Mississippi State (18-12, 8-7) at Ole Miss (16-13, 7-8)

Saturday, March 7, 2009 • 4 p.m. • Oxford, MS

Tad Smith Coliseum (9,061) • TV: None

XM Radio: Channel 201

Mississippi State Athletic Media Relations • PO Box 5308 • MSU, MS 39762

Men's Basketball SID: Gregg Ellis (662.325.3595; gellis@athletics.msstate.edu)



## 2008-09 MSU RESULTS (18-12)

Date	Opponent (tv)	Score/Time
Nov. 15	CENTENARY	W 77-55
Nov. 17	UL MONROE	W 78-49
Nov. 19	#NORTH ALABAMA	W 102-61
Nov. 22	#FAIRLEIGH DICKINSON	W 84-58
Nov. 25	at St. Bonaventure	W 76-71
Nov. 28	^Washington State (HDNet)	L 63-52
Nov. 29	^Texas Tech (HDNet)	L 77-73
Dec. 6	ALABAMA STATE	W 76-67
Dec. 10	CHARLOTTE	L 70-64
Dec. 13	SOUTH ALABAMA	W 79-60
Dec. 18	!Cincinnati (ESPN2)	L 75-63
Dec. 22	*Nicholls State	W 74-68
Dec. 30	SAN DIEGO (FSN)	L 64-61 ot
Jan. 3	HOUSTON (CSS)	W 82-65
Jan. 5	WESTERN KENTUCKY (CSS)	W 95-67
Jan. 10	at Arkansas (FSN)	W 70-56
Jan. 14	ALABAMA	W 83-74
Jan. 17	VANDERBILT (FSN)	W 73-66
Jan. 21	at LSU	L 81-57
Jan. 24	at Georgia (ESPN2)	W 67-61
Jan. 31	OLE MISS (Raycom)	L 67-63
Feb. 3	at Kentucky (Raycom)	W 66-57
Feb. 7	ARKANSAS (Raycom)	W 86-77
Feb. 11	LSU	L 97-94 2ot
Feb. 14	at Auburn (FSN)	L 91-76
Feb. 18	SOUTH CAROLINA	W 75-70
Feb. 21	at Alabama	L 87-85 2ot
Feb. 25	at Tennessee (Raycom)	L 81-76
Feb. 28	AUBURN (Fox Sports South)	L 76-58
Mar. 4	FLORIDA (Raycom)	W 80-71
Mar. 7	at Ole Miss	4 p.m.
M. 12-15+at SEC Tournament (Raycom/CBS)		TBA

# - Legends Classic, regional rounds (Starkville, Miss.)

^ - Legends Classic, championship rounds (Newark, N.J.)

! - SEC/Big East Challenge (Cincinnati, Ohio)

\* - at Jackson (Mississippi Coliseum)

+ - at Tampa, Fla. (St. Pete Times Forum)

## MSU-Ole Miss Game Facts

### MISSISSIPPI STATE BULLDOGS

**Coach:** Rick Stansbury  
**Alma Mater:** (Campbellsville, 1982)  
**MSU Record:** 226-127 (11th year)  
**Career Record:** 226-127 (11th year)

### OLE MISS REBELS

**Coach:** Andy Kennedy  
**Alma Mater:** (UAB, 1991)  
**School Record:** 61-37 (3rd year)  
**Career Record:** 82-50 (4th year)

### SERIES INFORMATION

**Series Record:** MSU leads, 133-105  
**Last Meeting:** UM won 67-63 @ MSU (1-31-09)

## PROBABLE STARTERS & TOP RESERVES

### MISSISSIPPI STATE BULLDOGS (18-12, 8-7)

Pos.	No.	Name	Ht.	Wt.	Cl.	Hometown	PPG	RPG	APG	SPG	BPG
C	32	Jarvis Varnado	6-9	210	Jr.	Brownsville, TN	13.1	9.1	0.8	0.7	4.7
G	25	Phil Turner	6-3	170	So.	Grenada, MS	8.6	5.2	1.7	1.4	0.5
G	3	Dee Bost	6-2	170	Fr.	Concord, NC	11.4	3.5	4.3	1.5	0.0
G	22	Barry Stewart	6-3	170	Jr.	Shelbyville, TN	11.9	3.8	1.9	1.4	0.3
G	2	Ravern Johnson	6-7	175	So.	Lyon, MS	12.6	3.3	1.2	0.4	0.5
F	45	Elgin Bailey	6-8	254	So.	New Orleans, LA	5.0	3.1	0.3	0.3	0.3
G	15	Riley Benock	6-4	180	So.	Battletown, KY	2.3	1.0	0.7	0.5	0.1

### OLE MISS REBELS (16-13, 7-8)

Pos.	No.	Name	Ht.	Wt.	Cl.	Hometown	PPG	RPG	APG	SPG	BPG
F	31	Murphy Holloway	6-7	225	Fr.	Irmo, SC	8.4	6.4	0.8	1.2	0.2
F	52	DeAundre Cranston	6-9	251	Jr.	Orlando, FL	3.2	4.3	0.6	0.4	0.4
G	24	Terrico White	6-5	211	Fr.	Memphis, TN	13.2	3.5	2.3	0.8	0.3
G	32	Zach Graham	6-6	225	So.	Suwanee GA	8.3	3.2	1.3	0.7	0.2
F	33	David Huertas	6-5	200	Jr.	Humacao, Puerto Rico	18.5	4.6	2.4	0.9	0.2
F	21	Malcolm White	6-9	217	So.	Baton Rouge, LA	6.8	5.6	0.1	0.4	1.3
F	1	Terrance Henry	6-9	192	Fr.	Monroe, LA	4.4	3.8	1.2	0.1	0.4

OFFICIALS: TBA

## MISSISSIPPI STATE CONCLUDES REGULAR SEASON AT RIVAL OLE MISS

Mississippi State wraps up regular-season play on Saturday at in-state rival Ole Miss in a game slated to begin at 4 p.m. Earlier this year at Humphrey Coliseum, the Rebels claimed a 67-63 victory, their first here since 1998. That's also the last time Ole Miss swept MSU. The Bulldogs, fresh off their impressive 80-71 victory against Florida on Wednesday, haven't won at Tad Smith Coliseum since 2005. However, from 2003-05, MSU won three straight in Oxford. Bulldogs coach Rick Stansbury is 15-7 against the Rebels.

### HISTORICAL GAME FOR STANSBURY

Against Ole Miss, Rick Stansbury will be coaching in his 354th game, tying him for the most in school history with Richard Williams, who roamed the MSU sidelines for 12 seasons from 1987-1998. Next Thursday at the SEC Tournament in Tampa, Stansbury will set the record. Last year, Stansbury became MSU's all-time winningest coach. Earlier this year, he set the school record for SEC wins.

### BOST SETS FRESHMAN RECORD

Point Guard Dee Bost entered Wednesday's match-up against Florida needing just three assists to tie Jamont Gordon's freshman record of 129, set in 2005-06. In the second half, however, the Concord, N.C., native took sole possession of the record, passing both Rich Knarr (1972-73) and Gordon. Bost had four assists against the Gators to give him 130 for the year. Already, his total currently ranks 43rd for a career at MSU. If he maintains a pace of 130-plus assists a year, he'll break Derrick Zimmerman's record of 514 set from 2000-03. To crack the Top 25, he needs just 80 more.

### JOHNSON'S MADE 3-POINTERS STAND OUT IN RECORD BOOKS

Sophomore guard Ravern Johnson has made 76 3-pointers this year, the third-best single-season total in school history. Against Florida, he drained four to move past Bart Hyche's mark of 75 set in 1997. Darryl Wilson holds the top two spots with 97 in 1995-96 and 94 in 1994-95. Johnson is the first to make 70 or more since Timmy Bowers connected on 71 in 2004. His 76 this season are tied for the third most in the SEC, while his 42.5 percent accuracy is tops.

### BULLDOGS CLOSE OUT STRONG AGAINST EASTERN DIVISION FOES

With the win against Florida, Mississippi State concluded play 5-1 against Eastern Division foes, losing only to Tennessee in Knoxville. It's the second time in the Stansbury era MSU has posted a 5-1 ledger, the last time coming in 2003-04. In his 11 years at the helm, Stansbury has posted six winning seasons against the East. Overall, he's 33-33. MSU joined LSU as the only West teams with winning records against the East.

## Statistical Comparison

### MSU vs. Ole Miss

<b>2008-09 Stats</b>	<b>MSU</b>	<b>UM</b>
2008-09 Record	18-12	21-8
Conference Record	8-7	7-8
Scoring	74.8	73.0
Scoring Defense	69.4	72.0
Scoring Margin	+5.4	+1.0
Field Goal Pct	43.6	43.2
Opp. Field Goal Pct.	39.8	42.9
3-Point FG Percentage	36.8	34.4
Opp. 3-Point FG Pct.	34.9	32.8
Free Throw Percentage	70.6	72.9
Opp. Free Throw Pct.	64.6	66.6
Rebounding Average	38.3	37.5
Opp. Rebounding Ave.	39.1	36.6
Rebound Margin	-0.9	+0.9
Assists	12.7	11.9
Turnovers	14.6	13.1
Turnover Margin	-0.6	-0.8
Steals	7.5	5.7
Blocked Shots	7.7	3.3

## Statistical Leaders

### MSU vs. Ole Miss

#### Scoring

<b>MSU..... PPG</b>	<b>UM..... PPG</b>
Varnado ..... 13.1	Huertas ..... 18.5
R. Johnson ... 12.6	T. White ..... 13.2

#### Rebounding

<b>MSU..... RPG</b>	<b>UM..... RPG</b>
Varnado ..... 9.1	Holloway ..... 6.4
Turner ..... 5.2	M. White ..... 5.6

#### Assists

<b>MSU..... APG</b>	<b>UM..... APG</b>
Bost ..... 4.3	Huertas ..... 6.4
Stewart ..... 1.9	T. White ..... 2.3

#### Blocks

<b>MSU..... BPG</b>	<b>UM..... BPG</b>
Varnado ..... 4.7	M. White ..... 1.3
Bailey ..... 1.0	Henry/Cranston ..... 0.4

#### Steals

<b>MSU.....SPG</b>	<b>UM..... SPG</b>
Bost ..... 1.5	Holloway ..... 1.2
Stewart/Turner 1.4	Huertas ..... 0.9

#### Field Goal Percentage (160 minimum)

<b>MSU..... FG%</b>	<b>UM.....FG%</b>
Varnado ..... 55.4	Holloway ..... 54.3
Turner ..... 45.7	M. White ..... 47.7

#### 3-Point FG Percentage (95 minimum)

<b>MSU... 3FG%</b>	<b>UM.....3FG%</b>
R. Johnson ... 42.5	Huertas ..... 35.9
Turner ..... 37.5	T. White ..... 35.5

#### Free Throw Percentage (35 minimum)

<b>MSU..... FT%</b>	<b>UM..... FT%</b>
R. Johnson ... 84.2	Graham ..... 82.4
Turner ..... 78.7	Huertas ..... 80.1

### The last 10 versus Ole Miss (Bulldogs lead, 6-4)

<u>When</u>	<u>Where</u>	<u>Result</u>	<u>When</u>	<u>Where</u>	<u>Result</u>
2/7/04	Starkville	W, 80-56	1/10/07	Starkville	W, 87-76
1/8/05	Oxford	W, 87-76	1/30/07	Oxford	L, 73-85
2/26/05	Starkville	W, 71-68	1/26/08	Starkville	W, 88-68
1/14/06	Oxford	L, 75-65	2/20/08	Oxford	L, 74-63
2/18/06	Starkville	W, 84-55	1/31/09	Starkville	L, 67-63

### MSU ENJOYED MORE NON-CONFERENCE SUCCESS

Including last year's 11-7 ledger against non-conference foes, coupled with this year's 10-5 mark, Mississippi State has compiled a dominant 121-38 (.761) record against non-conference opponents during the Rick Stansbury era (since 1998-99), including a 113-30 (.790) regular-season mark versus non-league foes.

### MARCH AND HOME DOMINANCE UNDER STANSBURY

Including last year's 4-3 March record, the Bulldogs are 31-22 (.593) in the month of March since **Rick Stansbury** was named head coach.

Dating back to the 1988-89 season when Richard Williams was overseeing the program, MSU owns a composite ledger of 45-41 (.523) in March.

At home, MSU has put together a 135-33 (.804) mark at Humphrey Coliseum under Stansbury's guidance, including a 65-23 (.739) SEC record and 70-10 (.875) ledger at home against non-conference foes.

The Bulldogs, who are 13-5 this year, had their nine-game winning streak at the Hump snapped back in December against Charlotte but have still won 21 out of the last 27. Prior to the setback against the 49ers, MSU's last loss on its home floor came on Feb. 2, 2008, against Tennessee (76-71), which entered the game 18-2 and ranked No. 7.

### MARCH AND MSU'S ROAD RECORD UNDER STANSBURY

Last year in March in regular-season play only, the Bulldogs' posted a 1-1 record on the road, defeating Florida and losing in overtime to Vanderbilt. In the last 11 years, Stansbury-coached teams have compiled a 4-4 March mark on the road. Saturday's game at Ole Miss is the Bulldogs' only March road contest this year.

### MISSISSIPPI STATE'S RECORD WHEN . . .

During the **Rick Stansbury** era of Mississippi State hoops, the Bulldogs are: 180-27 when leading at halftime (15-2 this year); 159-32 when shooting 45 percent or better from the field (13-2); 185-60 when the opposition shoots less than 45 percent from the field (15-8); 182-68 when out-rebounding or tying the opponent (9-2); and 137-25 when holding the opponent to 65 points or less (9-2).

### NOW THAT HAS A FAMILIAR RING

Last year, the Bulldogs led the Southeastern Conference in scoring defense (65.5), field goal percentage defense (.370), rebounding offense (40.7) and blocked shots (7.85).

Compared to their 30 games this season, the statistical numbers are quite similar. So far, MSU is yielding just 69.4 points on just 39.8 percent shooting from the floor and grabbing 38.3 rebounds to go along with its 230 blocked shots. Jarvis Varnado, who led the nation a year ago with a school-record 157 blocks, has 141.

### LEADING THE NATION IN BLOCKED

#### SHOTS AFTER FINISHING SECOND A YEAR AGO

After finishing second last year in the nation in blocked shots (267) behind Connecticut (285), Mississippi State leads the country with 230. Connecticut is a close second with 225

Junior forward Jarvis Varnado is tops individually with 139, followed by the Huskies' Hasheem Thabeet with 131.

Varnado is one of two SEC players ranked in the Top 5, joining LSU's Chris Johnson (5th, 84).

### NO OVERTIME WINS

Mississippi State has played in three overtime affairs this year – San Diego, LSU and Alabama – and has dropped all three contests.

Two were in double-overtime, against LSU and Alabama. Last year, MSU was 2-1 in overtime games.

## SEC Team Rankings

<u>Category</u>	<u>Rank</u>
Scoring .....	7
Scoring Defense .....	6
Scoring Margin .....	7
Field Goal Pct. ....	10
Opp. FG%.....	2
3-point FG% .....	4
Opp. 3-point FG%..	9
3-point FG Made....	1
Free Throw Pct. ....	5
Reb. Avg. ....	3
Opp. Reb.Avg. ....	12
Offensive Reb.....	10
Rebound Margin..	11
Turnovers .....	9
Turnover Margin ....	8
Assists .....	8
Blocked Shots.....	1
Steals.....	7
Assist/TO ratio.....	8

## SEC Individual Rankings

<u>Category</u>	<u>Rank</u>
PPG .... Varnado (19)	
R. Johnson (23)	
Stewart (27)	
Rebs. .... Varnado (3)	
O Rebs. Varnado (6)	
D Rebs.. Varnado (3)	
Assists .....	Bost (3)
Blocks... Varnado (1)	
Bailey (13)	
FG pct... Varnado (5)	
3s Made Johnson (5)	
Stewart (9)	

## SEC Individual Highs For MSU

<u>Category</u>	<u>Rank</u>
Blocks .....	Varnado
(9, vs. La.-Monroe,	
8, vs. F. Dickinson,	
8 vs. Alabama State)	

## MSU Dunks

After setting a school record with 144 dunks last year, MSU has 85 this year. On Dec. 6 against South Alabama, the Bulldogs had a season-high eight, including seven from Jarvis Varnado.

## BULLDOG BITES

### BOST MAKING WAVES IN FRESHMAN RECORD BOOKS

■ With a quick glance at the freshman record books, you'll see Dee Bost's name everywhere:

- ✓ Scoring Average: 11.4, 8th
- ✓ Assists: 130, 1st
- ✓ 3-pointers made: 52, 3rd
- ✓ 3-pointers attempted: 143, 3rd
- ✓ Steals: 44, 4th
- ✓ Free throws made: 97, T2nd
- ✓ Free throws attempted: 135, 3rd
- ✓ Minutes average: 31.8, 5th

### PERCENTAGE TELLS THE STORY

■ To look at the success, or the lack thereof, Mississippi State is having, just look at shooting percentages. In games the Bulldogs are shooting 45 percent or better, they 13-2. But when they shoot less than 45 percent, they are 5-10.

### SETTING A SCHOOL RECORD

■ Against Alabama, MSU attempted 39 3-pointers, breaking the school-record set against Nicolls State (11-21-04) and Auburn (2-14-09). On the year, MSU has attempted 695. The school record is 775 (2006-07).

### KNOCKING DOWN THE 3S

■ If there's one team that's enjoyed success beyond the arc in recent weeks, it's Mississippi State. While MSU set a school record with 16 against Arkansas, it's worth noting the Bulldogs have hit 114 treys (315 attempts, 36.2 percent) in their last 10 games.

### VARNADO'S BLOCK PARTY

■ Does junior forward Jarvis Varnado have a shot at the NCAA blocked shots record owned by Wojciech Mydra (535) of Louisiana-Monroe set from 1998-2002? Yes he does. Varnado has 365 for his career, which means he's 170 shy of tying the mark. To reach 535, he needs to average 5.2 blocks an outing based on the notion he'll see action in 33 more games (a minimum of two more this year and 31 next season).

### AS THE MEN DO, SO DO THE WOMEN

■ While Mississippi State men lead both the SEC and the nation in blocked shots (7.7) per outing, the Lady Bulldogs (6.4) are tops in the SEC and fourth nationally. Jarvis Varnado leads the nation with 141 and Lady Bulldog standout Chanel Mokango is tied for third with 94. Currently, Mississippi State is the only BCS school where both the men and the women lead their conference in blocked shots.

### MAKING THE 3S OFF THE COURT

■ This past semester, MSU not only excelled on the court, they put up impressive numbers in the classroom, too. The 16 players on the roster posted an overall GPA of 2.68, the second-highest average in two years. Seven players finished with a GPA of 3.0 or better, while two had a 4.0.

### OVERCOMING MAJOR DEFICITS

■ Twice this year, MSU has rallied from double-digit deficits – Arkansas (15) and South Carolina (10). The most a Rick Stansbury-coached team has battled back from is 20 (Kentucky, 1-5-02).

## TRACKING MSU PLAYERS & COACHES IN THE RECORD BOOKS

### Blocked Shots

#### Career Leaders

1. Jarvis Varnado.....	365
2. Erick Dampier.....	249
3. Tyrone Washington.....	198
4. Kalpatrick Wells.....	183
5. Rickey Brown.....	163
6. Charles Rhodes.....	110
7. Wiley Peck.....	117
8. Derrick Zimmerman.....	89
9. Marcus Campbell.....	87
10. Marcus Grant.....	72

### Coaching Leaders

#### Overall Games Coached

1. Richard Williams.....	354
2. Rick Stansbury.....	353
3. Babe McCarthy.....	254
4. Kermit Davis.....	182
5. E.C. Hayes.....	178
6. Paul Gregory.....	158
7. Bob Boyd.....	142
8. Stanfield Hitt.....	137
9. Joe Dan Gold.....	125
10. R. G. Dauber.....	90

### Coaching Leaders

#### SEC Coaching Wins

1. Rick Stansbury.....	95-80
2. Richard Williams.....	89-113
3. Babe McCarthy.....	88-54
4. Kermit Davis.....	44-82
5. Stanfield Hitt.....	41-55
6. Paul Gregory.....	33-83
7. Joe Dan Gold.....	32-56
8. Bob Boyd.....	29-61
9. Franik Carideo.....	27-31
10. Jim Hatfield.....	21-33

### MSU KNOWS HOW TO WIN GAMES AT 'THE HUMP'

Over the course of the last decade, Mississippi State's Humphrey Coliseum has become a difficult venue for opposing teams. Since the 2006-07 season, the Bulldogs have posted a 39-11 mark for an .780 winning percentage. With a 13-5 mark this year, the Bulldogs have reached twin-digit home wins during each of coach Rick Stansbury's 11 seasons at the MSU helm.

Mississippi State is now 135-33 (.804) overall at Humphrey Coliseum under Stansbury's direction, including a 65-23 (.739) SEC mark and a 70-10 (.875) record against non-conference opponents.

The Bulldogs have compiled a 32-season composite record of 341-131 (.722) at "The Hump" since Mississippi State's basketball facility opened prior to the 1975-76 campaign.

### TRACKING THE BULLDOGS' HOME SUCCESS UNDER RICK STANSBURY'S GUIDANCE

Season	Overall		SEC		Non-SEC	
	Record	Win %	Record	Win %	Record	Win %
1998-99.....	12-2	.857	6-2	.750	6-0	1.000
1999-00.....	10-4	.714	4-4	.500	6-0	1.000
2000-01.....	13-4	.765	6-2	.750	7-2	.778
2001-02.....	13-1	.929	7-1	.875	6-0	1.000
2002-03.....	12-2	.857	7-1	.875	5-1	.833
2003-04.....	12-2	.857	6-2	.750	6-0	1.000
2004-05.....	11-2	.846	6-2	.750	5-0	1.000
2005-06.....	11-5	.688	5-3	.625	6-2	.750
2006-07.....	16-3	.842	6-2	.750	10-1	.909
2007-08.....	12-3	.800	7-1	.875	5-2	.714
2008-09.....	13-5	.722	4-3	.667	8-2	.750
<b>11-Year Totals.....</b>	<b>135-33</b>	<b>.804</b>	<b>65-23</b>	<b>.739</b>	<b>70-10</b>	<b>.875</b>

### RICK STANSBURY'S CAREER RECORD AS HEAD BASKETBALL COACH AT MSU

Season	Overall	SEC/Finish	Postseason	SEC Highlights
1998-99	20-13	8-8/t-3rd (W)	NIT (1st Rnd)	Semis of SEC Tournament
1999-00	14-16	5-11/t-5th (W)	None	
2000-01	18-13	7-9/t-4th (W)	NIT (Quarters)	
2001-02	27-8	10-6/2nd (W)	NCAA (2nd Rnd)	2nd in SEC West; Won SEC trny title
2002-03	21-10	9-7/1st (W)	NCAA (1st Rnd)	1st in SEC West; Finals of SEC trny
2003-04	26-4	14-2/1st	NCAA (2nd Rnd)	1st in SEC; 1st in SEC West
2004-05	23-11	9-7/3rd (W)	NCAA (2nd Rnd)	4th straight winning season in SEC play
2005-06	15-15	5-11/4th (W)	None	
2006-07	21-14	8-8/t-1st (W)	NIT (Semifinals)	T-1st in SEC West; Semis of SEC trny
2007-08	23-11	12-4/1st (W)	NCAA (2nd Rnd)	Semis of SEC Tournament
2008-09	18-12	8-7		
<b>11-year totals</b>	<b>226-127</b>	<b>95-80 (.543)</b>	<b>5 NCAA; 3 NIT; 1 SEC title; 4 West titles; 1 SEC trny title</b>	

### STANSBURY'S NUMBERS IN THE SOUTHEASTERN CONFERENCE

Winningest SEC Coaches	SEC Games By Percentage	SEC Divisional Titles
1. Adolph Rupp, UK.....	1. Adolph Rupp, UK (397-75).....	1. Tubby Smith, UK.....
2. Dale Brown, LSU.....	2. Rick Pitino, UK (104-26).....	2. Rick Stansbury, MSU.....
T3. C.M. Newton, Bama/Vandy.....	3. Joe B. Hall, UK (172-62).....	T2. Billy Donovan, UF.....
T3. Harry Rabenhorst, LSU.....	4. Tubby Smith, UG/UK (139-53).....	T2. Nolan Richardson, AR.....
5. Tubby Smith, UG/UK.....	5. John Mauer, UT (60-23).....	T2. Rick Pitino, UK.....
6. Billy Donovan, UF.....	6. Ray Mears, UT (182-76).....	6. John Brady, LSU.....
17. Rick Stansbury, MSU.....	7. Hank Crisp, Bama (112-61).....	T7. Richard Williams, MSU.....
20. Mark Gottfried, Bama.....	8. Roy Skinner, Vandy (171-97).....	T7. Eddie Fogler, USC/Vandy.....
26. Kevin Stallings, Vandy.....	9. Joel Eaves, Auburn (124-75).....	T7. Rob Evans, UM.....
T29. Babe McCarthy, MSU.....	10. Billy Donovan, UF (127-80).....	T7. Jerry Green, UT.....
T29. Emmett Lowery, UT.....	17. Rick Stansbury, MSU (95-80).....	T7. Mark Gottfried, Bama.....
31. Bonnie Graham, UM.....	18. Dale Brown, LSU (238-200).....	T7. Bruce Pearl, UT.....



# Mississippi State By The Numbers ...

## MSU'S 2008-09 RECORD WHEN ...

Leads at Halftime.....	15-2
Trails at Halftime.....	3-10
Is Tied at Halftime.....	0-0
Shoots 45% or better from the field.....	13-2
Shoots less than 45% from the field.....	5-10
Opp. shoots less than 45% from the field.....	15-7
Opp. shoots 45% or better from the field.....	4-4
Outrebounds (or ties) the opponent.....	9-2
Outrebounded by the opponent.....	9-10
Commits fewer (or ties) TOs than opponent.....	10-6
Commits more TOs than opponent.....	8-6
Holds opponents to 65 points or less.....	9-2
In games decided by 10 points or less.....	10-7

## MSU'S 2008-09 RECORD IN ...

All Games.....	18-12
Home Games.....	13-5
Road Games.....	4-4
Neutral-sites.....	1-3
Non-SEC Games.....	10-5
Non-SEC Home Games.....	8-2
Non-SEC Road Games.....	1-0
Non-SEC Neutral-site Games.....	1-3
SEC Games.....	8-7
SEC Home Games.....	5-3
SEC Road Games.....	3-4
Games vs. SEC Western Division.....	3-6
Games vs. SEC Eastern Division.....	5-1
November Games.....	5-2
December Games.....	3-3
January Games.....	6-2
February Games.....	3-5
March Games.....	1-0
Monday Games.....	3-0
Tuesday Games.....	2-1
Wednesday Games.....	4-4
Thursday Games.....	0-1
Friday Games.....	0-1
Saturday Games.....	9-5
Overtime Games.....	0-3
Television Games.....	8-8
Games vs. Ranked Opponents.....	0-0

## MISC. 2008-09 TEAM STATS

Largest Lead Surrendered in Loss:	13, vs. Ole Miss (1-31-09)
Largest Deficit Overcome in Win:	15, vs. Arkansas (2-7-09)
Largest Lead at Anytime:	42, North Alabama (11-19-08)
Largest Deficit Anytime:	27, LSU (1-21-09)

## MISCELLANEOUS MSU INDIVIDUAL STATISTICS

Games Scoring in Double Figures: Barry Stewart 21, Raven Johnson 19, Jarvis Varnado 19, Dee Bost 18, Phil Turner 12, Kodi Augustus 3, Elgin Bailey 2, Romero Osby 3.

Games Scoring 20-plus Points: Jarvis Varnado 6, Raven Johnson 5, Dee Bost 2, Barry Stewart 3.

Games Rebounding in Double Figures: Jarvis Varnado 12, Phil Turner 3, Barry Stewart.

Games With Double Figures in Assists: Dee Bost 2.

Games With Double-Doubles: Jarvis Varnado 7, Phil Turner 2, Dee Bost, Barry Stewart.

Games As Team's High Scorer (or co-leader): Jarvis Varnado 11, Barry Stewart 7, Raven Johnson 7, Dee Bost 4, Phil Turner 3, Kodi Augustus 2.

Games As Team's High Rebounder (or co-leader): Jarvis Varnado 23, Phil Turner 5, Raven Johnson, Dee Bost.

Games As Team's Leader in Assists (or co-leader): Dee Bost 21, Barry Stewart 5, Twany Beckham 3, Jarvis Varnado 2, Phil Turner 2, Raven Johnson.

## MSU'S RECORD BY STARTING LINEUP

Bost, Stewart, R. Johnson, Varnado, Augustus.....	6-3
Bost, Stewart, R. Johnson, Varnado, Turner.....	12-9

## GAME-BY-GAME STARTERS

Opponent	Date	Guard	Guard	Guard	Forward	Forward	Record
Centenary	11/15/08	Bost	Stewart	Johnson	Augustus	Varnado	1-0
Louisiana-Monroe	11/17/08	Bost	Stewart	Johnson	Augustus	Varnado	2-0
North Alabama	11/19/08	Bost	Stewart	Johnson	Augustus	Varnado	3-0
Fairleigh Dickinson	11/22/08	Bost	Stewart	Johnson	Augustus	Varnado	4-0
St. Bonaventure	11/22/25	Bost	Stewart	Johnson	Augustus	Varnado	5-0
Washington State	11/28/08	Bost	Stewart	Johnson	Augustus	Varnado	5-1
Texas Tech	11/29/08	Bost	Stewart	Johnson	Augustus	Varnado	5-2
Alabama State	12/6/08	Bost	Stewart	Johnson	Augustus	Varnado	6-2
Charlotte	12/10/08	Bost	Stewart	Johnson	Augustus	Varnado	6-3
South Alabama	12/13/08	Bost	Stewart	Turner	Johnson	Varnado	7-3
Cincinnati	12/18/08	Bost	Stewart	Turner	Johnson	Varnado	7-4
Nicholls State	12/22/08	Bost	Stewart	Turner	Johnson	Varnado	8-4
San Diego	12/30/08	Bost	Stewart	Turner	Johnson	Varnado	8-5
Houston	1/3/09	Bost	Stewart	Turner	Johnson	Varnado	9-5
Western Kentucky	1/5/09	Bost	Stewart	Turner	Johnson	Varnado	10-5
Arkansas	1/10/09	Bost	Stewart	Turner	Johnson	Varnado	11-5
Alabama	1/14/09	Bost	Stewart	Turner	Johnson	Varnado	12-5
Vanderbilt	1/17/09	Bost	Stewart	Turner	Johnson	Varnado	13-5
LSU	1/21/09	Bost	Stewart	Turner	Johnson	Varnado	13-6
Georgia	1/24/09	Bost	Stewart	Turner	Johnson	Varnado	14-6
Ole Miss	1/31/09	Bost	Stewart	Turner	Johnson	Varnado	14-7
Kentucky	2/3/09	Bost	Stewart	Turner	Johnson	Varnado	15-7
Arkansas	2/7/09	Bost	Stewart	Turner	Johnson	Varnado	16-7
LSU	2/11/09	Bost	Stewart	Turner	Johnson	Varnado	16-8
Auburn	2/14/09	Bost	Stewart	Turner	Johnson	Varnado	16-9
South Carolina	2/18/09	Bost	Stewart	Turner	Johnson	Varnado	17-9
Alabama	2/21/09	Bost	Stewart	Turner	Johnson	Varnado	17-10
Tennessee	2/25/09	Bost	Stewart	Turner	Johnson	Varnado	17-11
Auburn	2/28/09	Bost	Stewart	Turner	Johnson	Varnado	17-12
Florida	3/4/09	Bost	Stewart	Turner	Johnson	Varnado	18-12
Ole Miss	3/7/09						
SEC Tournament	3/12/09						

## WIN-LOSS DIFFERENTIAL

Diff.	1	2	3	4	5	6	7	8	9	10	11	12	13	14	15	16	17	18	19	20	21	22	23	24	25+
Won.....					2	2	1		5					1			1		1			1			4
Lost.....	1	2	2	1		1					1	1			1			1							1

# HIGHS & LOWS UNDER RICK STANSBURY

## MSU OVERALL HIGHEST POINTS SCORED

11/23/99	ARK-PINE BLUFF	107
03/02/04	AUBURN	105
11/17/98	vs. Ark-Pine Bluff	105
12/15/05	vs. Jacksonville St.	104
12/20/04	FLORIDA A&M	104
12/15/01	vs. LA-Monroe	104
11/19/08	NORTH ALABAMA	102
11/30/00	ALABAMA A&M	102
03/17/07	BRADLEY	101
12/02/02	ALABAMA A&M	100
11/30/02	JACKSONVILLE	100

## MSU OVERALL HIGHEST FREE THROWS MADE

02/11/09	LSU	41
12/08/01	ARKANSAS STATE	33
12/28/00	vs. LA-Lafayette	33
02/27/02	ARKANSAS	32
01/27/01	OLE MISS	32
02/07/04	OLE MISS	31
01/15/05	ARKANSAS	30
11/21/01	ARKANSAS-LR	30
12/22/08	NICHOLLS STATE	29
12/20/04	FLORIDA A&M	29

## MSU OVERALL HIGHEST FREE THROWS ATTEMPTED

02/11/09	LSU	41
12/08/01	ARKANSAS STATE	33
12/28/00	vs. LA-Lafayette	33
02/27/02	ARKANSAS	32
01/27/01	OLE MISS	32
02/07/04	OLE MISS	31
01/15/05	ARKANSAS	30
11/21/01	ARKANSAS-LR	30
12/22/08	NICHOLLS STATE	29
12/20/04	FLORIDA A&M	29

## MSU OVERALL HIGHEST REBOUNDS

11/21/00	MISS VALLEY STATE	75
11/21/98	vs. NW. State	66
11/17/98	vs. Ark-Pine Bluff	64
12/22/04	vs. Jacksonville St.	59
11/21/99	ALABAMA A&M	58
12/10/05	TROY*	58
03/06/04	@ Alabama*	56
11/30/00	ALABAMA A&M	56
12/07/02	LOUISIANA TECH	56
12/15/05	vs. Jacksonville St.	56

## MSU OVERALL FIELD GOALS MADE

12/15/01	vs. LA-Monroe	45
11/17/01	NICHOLLS STATE	45
03/02/04	AUBURN	40
12/02/02	ALABAMA A&M	40
03/17/07	BRADLEY	39
12/15/05	vs. Jacksonville St.	38
11/23/99	ARK-PINE BLUFF	38
11/17/98	vs. Ark-Pine Bluff	38
12/22/04	vs. Jacksonville St.	37
12/01/03	MCNEESE STATE	37
11/22/03	TENN-MARTIN	37
11/30/02	JACKSONVILLE	37
11/30/00	ALABAMA A&M	37

## MSU OVERALL HIGHEST 3-POINTERS MADE

02/07/09	ARKANSAS	16
02/03/09	@ Kentucky	14
01/05/08	WESTERN KENTUCKY	14
12/03/05	SANTA CLARA*	14
03/02/04	AUBURN	14
03/04/00	ALABAMA	14
02/03/07	LSU	13
11/21/04	NICHOLLS STATE	13
03/03/01	SOUTH CAROLINA	13
12/11/99	CENTENARY	13
02/21/09	@ Alabama	12
01/19/08	@ Alabama	12
03/17/07	BRADLEY	12
02/24/07	@ Georgia	12
12/16/06	MCNEESE STATE	12
11/11/06	NICHOLLS	12
03/01/06	@ Arkansas	12
02/09/02	ALABAMA	12
01/10/01	FLORIDA	12

## MSU FEWEST POINTS SCORED

03/09/06	vs. South Carolina (SECT)	44
01/16/00	AUBURN	45
11/28/05	SE LOUISIANA	46
03/21/03	vs. Butler (NCAA Tournament)	46
02/02/02	@ Florida	48
02/14/01	@ Ole Miss	48
11/23/07	vs. Southern Illinois	49
01/18/05	@ Alabama	49
03/05/03	@ Tennessee	49
01/23/99	@ Kentucky	49

## MSU FEWEST FREE THROWS MADE

01/13/07	@ Kentucky	1
02/19/00	@ Florida	1
03/01/06	@ Arkansas	2
11/17/01	NICHOLLS STATE	2
03/09/06	vs. South Carolina (SECT)	3
03/01/03	@ Arkansas	3
02/02/02	@ Florida	3
03/19/01	@ Pittsburgh (NIT)	3
02/26/00	@ LSU	3
01/19/08	@ Alabama	4
03/04/06	ALABAMA	4
02/09/00	@ Vanderbilt	4
01/13/01	@ Alabama	5

## MSU FEWEST FREE THROWS ATTEMPTED

01/13/07	@ Kentucky	3
03/19/01	@ Pittsburgh	4
03/09/06	vs. South Carolina (SECT)	5
03/01/06	@ Arkansas	5
01/18/06	LSU	5
02/19/00	@ Florida	5
03/01/03	vs. Arkansas	6
03/88/03	AUBURN	7
11/17/01	NICHOLLS STATE	7
01/26/00	@ LSU	7

## MSU FEWEST FIELD GOALS MADE

01/16/00	SE LOUISIANA	12
11/28/08	vs. Washington State	15
11/12/04	@ Birmingham Southern	15
03/05/03	at Tennessee	15
02/12/05	VANDERBILT	15
03/21/03	vs. Butler (NCAA TOURNAMENT)	16
12/10/08	CHARLOTTE	16
01/31/09	OLE MISS	17
11/13/06	LOYOLA-MARYMOUNT	17
01/18/05	@ Alabama	17
02/14/01	@ Ole Miss	17

## MSU FEWEST REBOUNDS

03/17/02	vs. Texas (NCAA Tournament)	22
01/21/09	@ LSU	24
01/11/03	@ LSU	24
01/18/05	@ Alabama	25
02/23/03	@ Kentucky	25
02/03/07	LSU	26
03/11/05	vs. Florida (SECT)	26
03/01/03	@ Arkansas	26
02/23/02	OLE MISS	26
12/18/08	@ Cincinnati	27
02/24/07	@ Georgia	27
01/21/06	@ Vanderbilt	27
01/24/01	LSU	27
01/10/01	Florida	27

## MSU FEWEST 3-POINTERS MADE

01/18/04	@ Alabama	0
02/10/01	@ Kentucky	0
02/28/07	@ Arkansas	1
11/28/05	SE LOUISIANA	1
01/02/03	@ UAB	1
02/07/01	ALABAMA	1
11/21/98	vs. Northwestern State	1
01/21/06	@ Vanderbilt	2
01/11/06	@ Florida	2
01/29/05	@ LSU	2
01/15/05	ARKANSAS	2
12/30/04	vs. Virginia TEch	2
01/10/04	ARKANSAS	2
01/07/04	@ Ole Miss	2
12/20/03	@ Santa Clara	2
02/15/03	OLE MISS	2
01/16/00	AUBURN	2
01/23/99	@ Kentucky	2

## MSU FEWEST 3-POINTERS ATTEMPTED

01/29/03	@ Ole Miss	6
01/11/06	@ Florida	8
02/12/05	VANDERBILT	8
01/25/03	LSU	8
01/27/01	Ole Miss	8
01/21/04	@ Florida	9
12/08/98	CENTENARY	9
12/06/08	ALABAMA STATE	10
01/29/05	@ LSU	10
03/02/02	@ South Carolina	10
11/21/98	vs. Northwestern State	10

## MSU HIGHEST MARGIN OF DEFEAT

01/18/05	@ Alabama	98-49, -49
12/21/01	@ vs. Cincinnati	90-56, -34
02/19/00	@ Florida	88-58, -30
01/21/06	@ Vanderbilt	80-52, -28
02/02/02	@ Florida	76-48, -28
01/23/99	@ Kentucky	76-49, -27
01/21/09	@ LSU	81-57, -24
01/25/06	TENNESSEE	88-65, -23
03/29/00	vs. Vanderbilt (SECT)	76-53, -23
02/11/06	@ South Carolina	83-61, -22
02/28/01	@ Georgia	94-73, -21

## MSU HIGHEST DEFICITS OVERCOME IN WIN

01/05/02	20, vs. Kentucky
03/06/04	18, @ Alabama
11/25/98	18, vs. Belmont
12/10/05	16, vs. Troy
02/07/09	15, vs. Arkansas

# THE LAST TIME . . .

## THE LAST TIME AN MSU PLAYER...

**Scored 30 or more points in a game:**  
31, Jarvis Varnado vs. LSU (2-11-09)

**Scored 34 or more points in a game:**  
34, Charles Rhodes vs. Oregon (3-21-08)

**Scored 35 or more points in a game:**  
36, Jeff Malone at Ole Miss (2-19-83)

**Scored 37 or more points in a game:**  
39, Jeff Malone vs. Alabama (1-31-83)

**Scored 40 or more points in a game:**  
40, Rickey Brown vs. Auburn (3-7-77)

**Scored 20+ points in two consecutive games:**  
Barry Stewart (20 at Alabama 2-21-09 and 20 at Tennessee on 2-25-09).

**Scored 20+ points in three consecutive games:**  
Jarvis Varnado (21 vs. South Alabama; 23 vs. Cincinnati; 24 vs. Nicholls State, 2008-09)

**Scored 20+ points in five consecutive games:**  
Jeff Malone, 1982-83 (11 consecutive games)

**Scored 30+ points in back-to-back games:**  
Jeff Malone (36 at Ole Miss & 30 vs. Georgia, 1982-83)

**Scored 30+ points in three consecutive games:**  
Jeff Malone (33 at LSU; 36 at Ole Miss & 30 vs. Georgia, 1982-83)

**Made 10 or more field goals in a game:**  
10, Jarvis Varnado vs. LSU (2-11-09)

**Made 11 or more field goals in a game:**  
11, Charles Rhodes vs. Auburn (2-27-08)

**Made 12 or more field goals in a game:**  
12, Charles Rhodes vs. Ole Miss (1-26-08)

**Made 13 or more field goals in a game:**  
13, Horatio Webster vs. SW Missouri St. (11-23-97)

**Made 14 or more field goals in a game:**  
14, Cameron Burns at Georgia (1-17-90)

**Made 15 or more field goals in a game:**  
16, Raymond Brown vs. Florida (3-2-85)

**Attempted 20 or more field goals in a game:**  
20, Dietric Slater at Georgia (2-24-07)

**Attempted 21 or more field goals in a game:**  
22, Timmy Bowers at Alabama (3-6-04)

**Attempted 23 or more field goals in a game:**  
24, Horatio Webster vs. UT Martin (12-20-97)

**Attempted 25 or more field goals in a game:**  
25, Chuck Evans at Alabama (3-6-93)

**Attempted 26 or more field goals in a game:**  
26, Tony Watts at Ole Miss (2-22-92)

**Attempted 27 or more field goals in a game:**  
28, Jeff Malone vs. Vanderbilt (1-8-83)

**Made six or more 3-pointers in a game:**  
6, Dee Bost vs. Arkansas (2-7-09)

**Made seven or more 3-pointers in a game:**  
7, Reginald Delk at Arkansas (3-1-06)

**Made eight or more 3-pointers in a game:**  
8, Winsome Frazier vs. UMKC (11-23-04)

**Attempted 11 or more 3-pointers in a game:**  
11, Barry Stewart at Alabama (2-21-09)

**Attempted 12 or more 3-pointers in a game:**  
12, Jamall Edmonson vs. Kentucky (2-1-06)

**Attempted 13 or more 3-pointers in a game:**  
15, Winsome Frazier vs. UMKC (11-23-04)

**Attempted 16 or more 3-pointers in a game:**  
17, Darryl Wilson vs. Alabama (3-4-95)

**Made 14 or more free throws in a game:**  
14, Charles Rhodes vs. Oregon (3-21-08)

**Made 15 or more free throws in a game:**  
18, Rich Knarr vs. Auburn (2-19-73)

**Attempted 18 or more free throws in a game:**  
18, Charles Rhodes vs. Oregon (3-21-08)

**Attempted 19 or more free throws in a game:**  
19, Carl Nichols vs. Southeastern La. (12-1-88)

**Had 16 or more rebounds in a game:**  
16, Jarvis Varnado vs. F. Dickinson (11-22-08)

**Had 17 or more rebounds in a game:**  
17, Jarvis Varnado at LSU (1-9-08)

**Had 18 or more rebounds in a game:**  
21, Wesley Morgan vs. SE La. (11-28-05)

**Had 22 or more rebounds in a game:**  
23, Rickey Brown vs. Vanderbilt (12-6-79)

**Had 24 or more rebounds in a game:**  
24, Wiley Peck vs. Alabama (1-27-79)

**Had 10 or more offensive rebounds in a game:**  
10, Wesley Morgan vs. SE La. (11-28-05)

**Had 10 or more defensive rebounds in a game:**  
11, Phil Turner vs. South Carolina (2-18-09)

**Had 12 or more defensive rebounds in a game:**  
13, Jarvis Varnado vs. N. Alabama (11-19-08)

**Had 10 or more assists in a game:**  
10, Dee Bost vs. Alabama (1-14-09)

**Had 11 or more assists in a game:**  
14, Gary Ervin vs. Florida A&M (12-20-04)

**Had 15 or more assists in a game:**  
16, Chuck Evans at UMKC (2-23-93)

**Had 10 or more turnovers in a game:**  
10, Charles Rhodes vs. Nicholls (11-11-06)

**Had five or more blocks in a game:**  
6, Jarvis Varnado vs. LSU (2-11-09)

**Had seven or more blocks in a game:**  
8, Jarvis Varnado at Alabama (2-21-09)

**Had nine or more blocks in a game:**  
9, Jarvis Varnado vs. La. Monroe (11-17-08)

**Had 10 or more blocks in a game:**  
10, Jarvis Varnado vs. Kentucky (1-15-08)

**Had 10+ blocks in two consecutive games:**  
Jarvis Varnado (10 vs. Georgia & 10 vs. Kentucky, 2007-08)

**Had five or more steals in a game:**  
5, Barry Stewart vs. Alabama (3-14-08)

**Had six or more steals in a game:**  
6, Phil Turner vs. South Carolina (2-18-09)

## LAST TIME AN MSU TEAM...

**Scored 100 or more points:**  
102 vs. North Alabama (11-19-08)

**Scored 100 or more points in an SEC game:**  
105 vs. Auburn (3-2-04)

**Allowed 100 or more points:**  
115 at Arkansas (2-20-93)

**Was held to 52 points or less:**  
52 vs. Washington St. (11-28-08)

**Was held to 51 points or less:**  
49 vs. Southern Illinois (11-23-07)

**Was held to 48 points or less:**

36 vs. George Washington (12-8-96)

**Held opponent to 60 points or less:**  
60 vs. South Alabama (12-13-08)

**Held opponent to 57 points or less:**  
57 at Kentucky (2-3-09)

**Held opponent to 48 points or less:**  
39 at LSU (1-9-08)

**Shot 50 percent or better from the field:**  
.509 [29-57] vs. Florida (3-4-09)

**Shot 55 percent or better from the field:**  
.576 [34-59] vs. North Alabama (11-19-08)

**Shot 60 percent or better from the field:**  
.600 [33-55] vs. Auburn (2-27-08)

**Shot 65 percent or better from the field:**  
.660 [35-53] vs. Western Kentucky (1-5-09)

**Was held to less than 35 percent from the field:**  
.338 [27-80] at Alabama (2-21-09)

**Was held to less than 32 percent from the field:**  
.312 [24-77] vs. LSU (2-11-09)

**Held opp. to 35 percent or less from the field:**  
.276 [21-76] vs. Houston (1-3-09)

**Made 35 or more field goals:**  
35 vs. Western Kentucky (1-5-09)

**Made 40 or more field goals:**  
40 vs. Auburn (3-2-04)

**Attempted 70 or more shots from the field:**  
72 at Auburn (2-14-09)

**Attempted 80 or more shots from the field:**  
80 at Alabama (2-21-09)

**Attempted 40 or fewer shots from the field:**  
39 vs. Vanderbilt (2-12-05)

**Made 10 or more 3-pointers:**  
10 vs. Florida (3-4-09)

**Made 12 or more 3-pointers:**  
12 at Alabama (2-21-09)

**Made 13 or more 3-pointers:**  
14 vs. Kentucky (2-3-09)

**Made 16 or more 3-pointers:**  
16 vs. Arkansas (2-7-09)

**Did not make a 3-pointer:**  
[0-11] at Alabama (1-18-05)

**Made just one 3-pointer:**  
vs. Southeastern Louisiana (11-28-05)

**Made just two 3-pointers:**  
at Vanderbilt (1-21-06)

**Attempted only 10 3-pointers:**  
10 vs. Alabama State (12-6-08)

**Attempted six 3-pointers or less:**  
6 at Ole Miss (1-29-03)

**Attempted 25 or more 3-pointers:**  
25 vs. Houston (1-3-09)

**Attempted 26 or more 3-pointers:**  
26 vs. South Carolina (2-18-09)

**Attempted 27 or more 3-pointers:**  
30 vs. Auburn (2-28-09)

**Attempted 35 or more 3-pointers:**  
39 at Alabama (2-21-09)

**Made 30 or more free throws:**  
30 vs. Arkansas (1-15-05)

**Made 40 or more free throws:**  
41 vs. LSU (2-11-09)

**Made fewer than five free throws:**  
4 at Alabama (1-19-08)



# THE LAST TIME (CONTINUED) . . .

## Made fewer than four free throws:

1 at Kentucky (1-13-07)

## Attempted 35 or more free throws:

38 vs. Nicholls State (12-22-08)

## Attempted 40 or more free throws:

41 vs. Charlotte (11-29-06)

## Made 50 or more free throws:

52 vs. LSU (2-11-09)

## Attempted fewer than 10 free throws:

9 vs. Southern Illinois (11-23-07)

## Had 50 or more rebounds:

50 vs. LSU (2-11-09)

## Had 55 or more rebounds:

58 vs. Troy (12-10-05)

## Had 59 or more rebounds:

59 vs. Jacksonville St. (12-22-04)

## Had 21 or more assists:

22 vs. Auburn (2-27-08)

## Had 23 or more assists:

25 at Loyola Marymount (12-19-07)

## Had 20 or more turnovers:

20 vs. Washington St. (11-28-08)

## Had 21 or more turnovers:

24 vs. St. Bonaventure (11-25-08)

## Had 25 or more turnovers:

25 vs. UT Martin (11-17-07)

## Had 26 or more turnovers:

31 at Kentucky (1-7-97)

## Had fewer than 10 turnovers:

8 vs. Memphis (3-23-08)

## Had fewer than five turnovers:

4 vs. La. Tech (11-10-07)

## Had 10 or more blocked shots:

11 at Alabama (2-21-09)

## Had 12 or more blocked shots:

13 at Kentucky (2-3-09)

## Had 16 or more blocked shots:

16 vs. Georgia (1-12-08)

## Had 10 or more steals:

10 at Alabama (2-21-09)

## Had 13 or more steals:

13 at Georgia (1-24-09)

## Had 20 or more steals:

20 vs. Nicholls State (11-17-01)

## Mississippi State Notes Of Interest

### BULLDOGS PROVE TO BE TRUE ROAD WARRIORS

Entering the 2008-09 campaign, no team in the SEC's Western Division has enjoyed more success on the road in the last 10 years than Mississippi State. In the 106 games away from Humphrey Coliseum, the Bulldogs posted a 46-60 (.434) ledger. LSU is second with 34 wins, followed by Alabama with 27.

Overall in the SEC, MSU ranks fourth overall. Kentucky is tops with 59, followed by Florida (52) and Tennessee (49).

During that same span, State was the only team to go undefeated, posting a 12-0 mark in 2003-04. MSU also has the top SEC road record in the West.

### OVERALL ROAD RECORDS

#### SINCE 1998-99

Team	Record	Pct.
Kentucky	62-47	.569
Florida	54-49	.524
Tennessee	55-63	.466
Mississippi State	50-64	.439
LSU	40-71	.360
South Carolina	36-81	.308
Vanderbilt	34-81	.296
Auburn	29-72	.287
Alabama	28-81	.257
Ole Miss	29-87	.248
Georgia	29-92	.240
Arkansas	24-79	.233

NOTES: MSU's 106 road games are tied for third-most during this 11-year span.

### SEC ROAD RECORDS

#### SINCE 1998-99

Team	Record	Pct.
Kentucky	52-35	.598
Florida	46-42	.523
Tennessee	40-48	.455
LSU	32-55	.368
Mississippi State	30-57	.345
Alabama	23-64	.264
Auburn	24-64	.273
Vanderbilt	21-67	.239
Georgia	21-67	.239
South Carolina	19-68	.218
Arkansas	18-69	.207
Ole Miss	16-72	.122

NOTES: Records include this year's SEC road games.

### A LOOK AT MISSISSIPPI STATE'S TRIPLE-DOUBLES AND HOW THEY WERE ACHIEVED

Mississippi State has recorded three triple-doubles in school history, all coming in the past five years by three different players – Lawrence Roberts, Jamont Gordon and Jarvis Varnado.

Here's their breakdown:

**Lawrence Roberts:** On Nov. 21, 2004 against Nicholls State, Roberts recorded MSU's first triple-double with 18 points, 11 rebounds and 12 assists in a 98-69 home victory.


**Jamont Gordon:** On Feb. 21, 2007 against Vanderbilt at Humphrey Coliseum, Gordon tallied 15 points, 12 rebounds and 10 assists in MSU's 83-70 win.

**Jarvis Varnado:** In a win against Kentucky on Jan. 15, 2008, Varnado responded with 10 points, 12 rebounds and 10 blocked shots in the Bulldogs' 69-64 triumph.


Three other times this season, Varnado flirted with triple-doubles, but came up just short on either points, rebounds or blocks.



Roberts



Gordon



Varnado

### FRESHMAN ROMERO OSBY HAS NUMBER RETIRED

During his prep days at Northeast Lauderdale in Meridian, Miss., freshman forward Romero Osby played a major role in the Trojans' success.

In November, the school honored his standout playing days by retiring his No. 24 jersey.

It's only fitting considering he departed there with five major statistical records – points, rebounds, assists, blocks and steals.

At Mississippi State, he wears the No. 5 Jersey.

### MSU INKS SHAUNESSY SMITH IN EARLY SIGNING PERIOD

Heralded all-state performer Shaunessy Smith of Noxubee County High School in Macon (Miss.) signed a national letter of intent with Mississippi State in mid-November.

The 6-foot-6, 200-pound versatile guard averaged 25.1 points, seven rebounds, two assists and two steals last year as a junior for coach T.J. Billups, despite battling all season with a torn ligament in his right hip.

### ALL-TIME SEC TRIPLE DOUBLES

Player	School	Opponent	How Obtained	Date
Alvin Robertson	Arkansas	Texas	23p, 11r, 10a	1/19/84
Chris Mills	Kentucky	Austin Peay	19p, 10r, 10a	12/27/88
Shaquille O'Neal	LSU	Texas	16p, 19r, 10b	1/2/90
Shaquille O'Neal	LSU	Loyola-Marymount	20p, 24r, 12b	2/3/90
Shaquille O'Neal	LSU	Florida	31p, 21r, 10b	1/26/91
Shaquille O'Neal	LSU	South Carolina	19p, 14r, 11b	2/19/92
Shaquille O'Neal	LSU	Auburn	30p, 20r, 11b	2/22/92
Shaquille O'Neal	LSU	BYU	26p, 13r, 11b	3/19/92
Roy Rogers	Alabama	Georgia	15p, 12r, 15b	2/10/96
Roy Rogers	Alabama	LSU	27p, 10r, 10b	2/17/96
Chuck Edison	South Carolina	S.C. State	25p, 10r, 10a	11/29/02
Lawrence Roberts	Mississippi St.	Nicholls State	18p, 11r, 12a	11/21/04
Corey Brewer	Florida	Jacksonville	15p, 10r, 13a	12/18/05
Jamont Gordon	Mississippi St.	Vanderbilt	15p, 12r, 10a	2/21/07
Jarvis Varnado	Mississippi St.	Kentucky	10p, 12r, 10b	1/15/08
Nick Calathes	Florida	Creighton	11p, 13r, 11a	3/21/08
Tyler Smith	Tennessee	UNC Asheville	12p, 10r, 10a	12/3/08
Courtney Fortson	Arkansas	N.C. Central	20p, 10r, 11a	12/10/08
Nick Calathes	Florida	Georgia	20p, 13r, 10a	1/28/09

# LAST YEAR AT OLE MISS



Official Basketball Box Score -- Game Totals -- Final Statistics  
Mississippi State vs Mississippi  
02-20-08 7:00 pm at Oxford, Miss. (Tad Smith Coliseum)

Mississippi State 63 • 17-8, 8-3

#	Player		Total	3-Ptr	Rebounds			PF	TP	A	TO	Blk	Stl	Min
			FG-FGA	FG-FGA	FT-FTA	Off	Def							
23	Rhodes, Charles	f	5-11	0-0	3-4	3	2	5	2	13	1	2	0	37
32	Varnado, Jarvis	c	3-5	0-0	0-0	4	2	6	2	6	0	3	6	32
11	Hansbrough, Ben	g	3-8	2-5	0-0	1	4	5	0	8	1	2	0	37
22	Stewart, Barry	g	4-13	0-6	3-5	3	5	8	3	11	3	2	0	37
44	Gordon, Jamont	g	6-17	4-11	4-8	0	6	6	4	20	3	4	0	36
02	Johnson, Raven		0-2	0-1	0-2	2	2	4	0	0	0	1	0	7
15	Benock, Riley		0-0	0-0	0-0	0	0	0	0	0	1	0	0	3
21	Johnson, Brian		1-1	0-0	0-0	0	0	0	1	2	0	1	0	3
45	Bailey, Elgin		1-3	0-0	1-2	1	0	1	3	3	0	0	0	8
Team						5	1	6						
Totals			23-60	6-23	11-21	19	22	41	15	63	9	15	6	200

FG % 1st Half: 12-29 41.4% 2nd half: 11-31 35.5% Game: 23-60 38.3% Deadball  
3FG % 1st Half: 3-11 27.3% 2nd half: 3-12 25.0% Game: 6-23 26.1% Rebounds  
FT % 1st Half: 3-8 37.5% 2nd half: 8-13 61.5% Game: 11-21 52.4% 5

Mississippi 74 • 18-7, 4-7

#	Player		Total	3-Ptr	Rebounds			PF	TP	A	TO	Blk	Stl	Min
			FG-FGA	FG-FGA	FT-FTA	Off	Def							
00	Parnell, Jermy	f	2-4	0-0	2-4	1	1	2	3	6	0	1	0	13
44	Curtis, Dwayne	c	5-11	0-0	0-0	8	8	16	1	10	4	3	1	36
12	Warren, Chris	g	8-18	4-10	2-2	1	1	2	2	22	4	0	0	35
14	Polynice, Eniel	g	6-11	0-1	2-2	1	4	5	3	14	4	2	3	38
33	Huertas, David	g	3-7	3-5	0-0	2	2	4	3	9	0	1	0	28
03	Smith, Brian		0-0	0-0	0-0	0	0	0	0	0	0	1	0	5
23	Gaskins, Trevor		0-3	0-2	2-2	0	0	0	1	2	2	0	0	13
32	Graham, Zach		1-1	0-0	0-0	0	1	1	0	2	0	1	0	2
50	Williams, Kenny		4-11	0-0	1-3	1	4	5	4	9	2	3	1	30
Team						4	2	6						
Totals			29-66	7-18	9-13	18	23	41	17	74	16	12	5	200

FG % 1st Half: 15-38 39.5% 2nd half: 14-28 50.0% Game: 29-66 43.9% Deadball  
3FG % 1st Half: 4-10 40.0% 2nd half: 3-8 37.5% Game: 7-18 38.9% Rebounds  
FT % 1st Half: 1-4 25.0% 2nd half: 8-9 88.9% Game: 9-13 69.2% 1

Officials: Tony Greene, Rick Crawford, Tim Clougherty  
Technical fouls: Mississippi State-Bailey, Elgin. Mississippi-Williams, Kenny.  
Attendance: 9167

Score by periods	1st	2nd	Total
Mississippi State	30	33	63
Mississippi	35	39	74

## OLE MISS 74, MISSISSIPPI STATE 63 FEBRUARY 20, 2008 • OXFORD, MS

The Bulldogs had their three-game winning streak snapped by dropping a 74-63 road decision to the rejuvenated Ole Miss Rebels at UM's Tad Smith Coliseum.

In what started out as a high-octane offensive slugfest, the two teams combined for 35 points through the opening five minutes of action. State's Jamont Gordon traded 3-pointers with Ole Miss' Chris Warren to give the visitors a 19-16 lead by the 15:02 mark of the opening period. Gordon's trey started a 7-0 MSU run that gave the Bulldogs a 23-16 lead with 12:19 left.

Midway through the half, the Rebels responded with seven unanswered points of their own to take back the lead. In a half that featured six ties and three lead changes, Ole Miss secured a 35-30 halftime lead primarily on the strength of a commanding 28-17 rebounding advantage through the opening 20 minutes.

The Rebels maintained control of the contest throughout the second stanza, upping their margin to double digits (51-40) by the 10:55 mark. MState did make one final push by mounting a 9-2 run that cut an 11-point deficit to just four points (61-57) after a Ben Hansbrough 3-pointer with 4:51 remaining. However, the Bulldogs misfired on their next three shot attempts and committed two costly turnovers over the next two minutes to put an end to any final comeback attempt. Meanwhile, UM's lead returned to double figures (67-57) with 2:32 remaining.

The Bulldogs were limited to just 38 percent shooting from the field, including only 6-of-23 (26%) from beyond the arc.

Warren led all scorers with 22 points on the night, while Eniel Polynice added 14 points for the winners. UM senior Dwayne Curtis notched his 13th double-double of the season with 10 points and a game-high 16 rebounds. Gordon paced the Bulldogs with 20 points



# MISSISSIPPI STATE-OLE MISS SERIES HISTORY

## MSU-Ole Miss Series (MSU leads, 133-05)

1914: MSU, 68-15 at Starkville	UM, 41-27 at Oxford	1951: MSU, 71-67 at Starkville	UM, 73-66 at Starkville
MSU, 84-18 at Starkville	1934: MSU, 41-25 at Starkville	UM, 95-60 at Oxford	1981: UM, 59-52 ot at Starkville
MSU, 12-10 at Oxford	UM, 29-22 at Starkville	1952: UM, 77-62 at Oxford	UM, 72-61 at Oxford
MSU, 20-8 at Oxford	MSU, 29-24 at Oxford	UM, 73-61 at Starkville	1982: UM, 54-30 at Oxford
1916: MSU, 28-9 at Oxford	UM, 36-35 at Oxford	1953: MSU, 73-60 at Starkville	UM, 47-33 at Starkville
MSU, 33-20 at Oxford	1935: MSU, 55-37 at Starkville	UM, 62-46 at Oxford	1983: UM, 67-61 at Starkville
1917: MSU, 35-20 at Starkville	MSU, 61-31 at Starkville	1954: UM, 63-53 at Oxford	UM, 69-67 ot at Oxford
MSU, 42-24 at Starkville	UM, 35-33 at Oxford	MSU, 65-59 at Starkville	1984: MSU, 64-56 at Oxford
MSU, 42-25 at Oxford	UM, 40-38 at Oxford	1955: UM, 66-58 at Starkville	MSU, 70-51 at Starkville
UM, 29-15 at Oxford	1936: UM, 48-42 at Starkville	MSU, 60-56 at Oxford	1985: MSU, 61-44 at Starkville
1919: MSU, 32-23 at Oxford	MSU, 39-38 at Starkville	1956: MSU, 100-79 at Oxford	UM, 53-50 at Oxford
MSU, 52-14 at Oxford	MSU, 51-43 at Oxford	MSU, 82-74 at Starkville	1986: UM, 57-56 at Oxford
1920: UM, 23-10 at Oxford	MSU, 41-32 at Oxford	1957: MSU, 82-72 at Starkville	MSU, 48-43 at Starkville
MSU, 21-15 at Oxford	1937: UM, 40-36 at Starkville	MSU, 81-73 at Oxford	1987: MSU, 63-62 at Starkville
MSU, 49-13 at Starkville	MSU, 43-34 at Starkville	1958: MSU, 66-53 at Starkville#	UM, 79-65 at Oxford
MSU, 30-12 at Starkville	UM, 36-34 at Oxford	UM, 67-62 at Oxford	1988: UM, 61-52 at Oxford
1921: MSU, 33-12 at Starkville	UM, 50-42 at Oxford	MSU, 91-60 at Starkville	MSU, 67-57 at Starkville
MSU, 34-20 at Starkville	1938: UM, 49-37 at Meridian	1959: MSU, 87-58 at Starkville	1989: UM, 75-65 at Oxford
UM, 17-13 at Oxford	MSU, 58-45 at Jackson	MSU, 23-16 at Oxford	MSU, 74-69 at Starkville
UM, 23-13 at Oxford	MSU, 43-41 at Starkville	1960: UM, 67-60 at Oxford	1990: MSU, 104-102 4ot at Starkville
1922: MSU, 30-27 at Oxford	UM, 45-44 at Starkville	MSU, 72-54 at Starkville	UM, 75-67 at Oxford
MSU, 27-24 at Oxford	UM, 70-38 at Oxford	1961: MSU, 63-40 at Starkville	1991: MSU, 84-80 ot at Starkville
UM, 27-25 at Starkville	UM, 59-45 at Oxford	UM, 74-70 at Oxford	MSU, 84-77 at Oxford
MSU, 48-17 at Starkville	1939: UM, 40-39 at Meridian	1962: MSU, 61-57 at Oxford	1992: MSU, 84-72 at Starkville
1923: MSU, 29-14 at Starkville	MSU, 37-33 at Jackson	MSU, 63-58 at Starkville	UM, 86-78 at Oxford
MSU, 23-18 at Starkville	UM, 44-43 at Oxford	1963: MSU, 78-64 at Starkville	1993: UM, 69-53 at Oxford
MSU, 28-26 at Oxford	UM, 33-30 at Oxford	MSU, 75-72 at Oxford	UM, 56-53 at Starkville
UM, 30-27 at Oxford	MSU, 39-36 at Starkville	1964: UM, 77-75 at Oxford	1994: MSU, 81-69 at Oxford
MSU, 33-26 at Atlanta+	MSU, 51-27 at Starkville	UM, 78-61 at Starkville	MSU, 72-52 at Starkville
1924: UM, 29-27 at Oxford	1940: MSU, 50-46 at Vicksburg	1965: MSU, 101-72 at Starkville	1995: MSU, 94-52 at Starkville
MSU, 47-42 at Starkville	MSU, 47-35 at Starkville	MSU, 78-77 ot at Oxford	MSU, 46-42 at Oxford
1925: MSU, 34-30 at Starkville	UM, 64-51 at Oxford	1966: MSU, 90-74 at Oxford	1996: MSU, 53-47 at Starkville
MSU, 38-28 at Oxford	1941: UM, 35-30 at Oxford	MSU, 96-76 at Starkville	UM, 71-64 at Oxford
1926: UM, 33-20 at Oxford	MSU, 30-23 at Starkville	1967: UM, 71-70 at Starkville	1997: MSU, 75-64 at Starkville
1927: MSU, 36-22 at Starkville	UM, 41-40 at Oxford	UM, 58-57 at Oxford	UM, 84-61 at Oxford
MSU, 30-24 at Starkville	MSU, 33-20 at Starkville	1968: UM, 63-53 at Oxford	1998: UM, 81-77 2ot at Oxford
UM, 31-28 at Oxford	1942: UM, 33-31 at Starkville	MSU, 88-79 at Starkville	UM, 82-78 at Starkville
UM, 26-19 at Oxford	MSU, 52-37 at Oxford	1969: UM, 67-60 at Oxford	1999: UM, 81-68 at Oxford
1928: MSU, 38-30 at Oxford	MSU, 37-30 at Starkville	MSU, 64-60 at Starkville	MSU, 72-69 at Starkville
MSU, 29-27 at Oxford	MSU, 42-34 at Oxford	1970: UM, 58-57 at Starkville	2000: MSU, 61-59 at Oxford
MSU, 45-34 at Starkville	1943: UM, 52-51 at Oxford	UM, 57-55 at Oxford	MSU, 80-67 at Starkville
MSU, 40-36 at Starkville	MSU, 54-43 at Oxford	1971: UM, 83-74 at Oxford	2001: MSU, 79-69 at Starkville
1929: MSU, 32-30 at Starkville	MSU, 51-39 at Starkville	MSU, 75-67 at Starkville	UM, 51-48 at Oxford
MSU, 28-26 at Starkville	MSU, 46-45 at Starkville	1972: UM, 68-66 at Starkville	2002: UM, 66-59 at Oxford
UM, 37-21 at Oxford	1945: MSU, 44-37 at Starkville	UM, 65-64 at Oxford	MSU, 61-59 at Starkville
UM, 41-27 at Oxford	UM, 61-24 at Starkville	1973: UM, 74-61 at Starkville	2003: MSU, 58-57 at Oxford
1930: UM, 30-26 at Greenwood	UM, 41-36 at Oxford	UM, 83-64 at Oxford	MSU, 68-64 ot at Starkville
UM, 23-19 at Greenwood	UM, 45-32 at Oxford	1974: UM, 72-67 at Oxford	MSU, 73-64 at New Orleans*
UM, 38-31 at Oxford	1946: UM, 58-44 at Oxford	MSU, 75-69 ot at Starkville	2004: MSU, 61-54 at Oxford
MSU, 28-27 at Oxford	UM, 45-40 at Oxford	1975: MSU, 100-80 at Starkville	MSU, 80-56 at Starkville
1932: UM, 37-19 at Oxford	MSU, 50-43 at Starkville	MSU, 84-78 at Oxford	2005: MSU, 87-76 at Oxford
UM, 31-25 at Oxford	MSU, 54-34 at Starkville	1976: MSU, 65-54 at Starkville	MSU, 71-68 at Starkville
UM, 35-25 at Starkville	1947: MSU, 53-31 at Starkville	MSU, 76-66 at Oxford	2006: UM, 75-65 at Oxford
UM, 38-26 at Starkville	UM, 59-49 at Oxford	1977: MSU, 85-49 at Starkville	MSU, 84-55 at Starkville
1933: MSU, 40-36 at Starkville	1948: MSU, 47-43 at Starkville	UM, 82-67 at Oxford	2007: MSU, 77-67 at Starkville
MSU, 32-25 at Starkville	MSU, 45-42 at Starkville	1978: MSU, 73-48 at Starkville	UM, 85-73 at Oxford
UM, 50-49 at Oxford	UM, 59-37 at Oxford	UM, 61-60 at Oxford	2008: MSU, 88-68 at Starkville
	UM, 63-46 at Oxford	1979: MSU, 101-92 2ot at Starkville	UM, 74-63 at Oxford
	1949: UM, 69-61 at Oxford	MSU, 68-64 at Oxford	2009: UM, 67-63 at Starkville
	UM, 52-51 at Starkville	1980: UM, 75-64 at Oxford	
	1950: MSU, 64-60 at Starkville		

## OLE MISS SERIES (MSU leads, 133-105)

Last MSU win: 88-68 (2007-08)  
 Last UM win: 67-63 (2009)  
 Current UM win streak: 2  
 Biggest MSU win: 84-18 (1913-14)  
 Biggest UM win: 61-24 (1944-45)  
 Most MSU points: 104 (1989-90)  
 Most UM points: 102 (1989-90)

## AT STARKVILLE (MSU leads, 88-23)

Last MSU win: 88-68 (2007-08)  
 Last UM win: 67-63 (2009)  
 Current UM win streak: 1  
 Biggest MSU win: 84-18 (1913-14)  
 Biggest UM win: 61-24 (1944-45)  
 Most MSU points: 104 (1989-90)  
 Most UM points: 102 (1989-90)

## AT OXFORD (Ole Miss leads, 77-40)

Last MSU win: 87-76 (2004-05)  
 Last UM win: 74-63 (2007-08)  
 Current UM win streak: 3  
 Biggest MSU win: 52-14 (1918-19)  
 Biggest UM win: 95-60 (1950-51)  
 Most MSU points: 100 (1955-56)  
 Most UM points: 95 (1950-51)

## at Neutral Sites (Tied, 2-2)

Last MSU win: 73-64 (2002-03)  
 Last UM win: 40-39 (1938-39)  
 Current MSU win streak: 3  
 Biggest MSU win: 58-45 (1937-38)  
 Biggest UM win: 49-37 (1937-38)  
 Most MSU points: 73 (2002-03)  
 Most UM points: 64 (2002-03)

## MISSISSIPPI STATE QUICK FACTS

### LOCATION:

Starkville, Mississippi

### FOUNDED:

February 28, 1878

### CONFERENCE:

Southeastern

### ENROLLMENT:

17,824 (Spring 2008)

### COLORS:

Maroon (PMS 202) and White

### NICKNAME (MASCOT):

Bulldogs (Bully)

### HOME COURT (CAPACITY):

Humphrey Coliseum (10,500)

### RECORD IN HOME ARENA:

341-131 (.722) since 1975-76

### LARGEST HOME CROWD:

10,735 (Feb. 7, 2004 vs Ole Miss)

### PRESIDENT:

Dr. Mark E. Keenum (Miss. St., 1983)

### FACULTY ATHLETICS REPRESENTATIVE:

Dr. Steven C. Turner (Mercer, 1975)

### DIRECTOR OF ATHLETICS:

Greg Byrne (Arizona State, 1994)

### HEAD BASKETBALL COACH:

Rick Stansbury (Campbellsville, 1982)

### ASSISTANT BASKETBALL COACHES:

Robert Kirby (Pan American, 1983)

Phil Cunningham (Campbellsville, 1990)

Marcus Grant (Miss. State, 1995)

### COORDINATOR OF BASKETBALL OPERATIONS:

Talvis Franklin (Miss. State, 2007)

### BASKETBALL TRAINER:

Scott Johnson (UT-Chattanooga, 1998)

### BASKETBALL SID:

Gregg Ellis (Ole Miss, 1994)

### 2007-08 SEASON RECORDS:

Overall Record: 23-11

SEC Record: 12-4, First in West

### FIRST YEAR OF MSU BASKETBALL:

1908-09 (1,226-1,031 in 97th Season)

### NCAA TOURNAMENT APPEARANCES:

9 (2008, 2005-04-03-02, 1996-95, '91, '63) - 11-9

### BEST NCAA TOURNAMENT FINISHES:

1996 Final Four; 1995 Sweet Sixteen

### NIT APPEARANCES:

6 (2007-2001-1999-1994-1990-1979) - 6-6

### BEST NIT FINISH:

2007 National Semifinals

### SEC TOURNAMENT CHAMPIONSHIPS:

2 (2002-1996)

### SEC OVERALL CHAMPIONSHIPS:

6 (2004-1991-1963-1962-1961-1959)

### SEC WESTERN DIVISION TITLES:

6 (2008-2007-2004-2003-1996-1995)

## 2008-09 Mississippi State University Bulldogs

No.	Name	Pos.	Ht.	Wt.	Cl.	Exp.	Hometown (Previous School)
24	Kodi Augustus	F	6-8	220	So.	1L	Baton Rouge, LA (Maine Central Institute)
45	Elgin Bailey	F/C	6-8	254	So.	1L	New Orleans, LA (Belaire HS)
4	Twany Beckham	G	6-5	190	Fr.	HS	Louisville, KY (New Hampton [NH] School)
15	Riley Benock	G	6-4	180	So.	1L	Battletown, KY (Meade County HS)
33	Brandon Bolen	G	6-3	195	So.	1L	Madison, MS (Madison-Ridgeland Academy)
3	Dee Bost	G	6-2	170	Fr.	HS	Concord, NC (Hargrave Military Academy)
14	Rod Bryant	G	6-1	165	So.	1L	Birmingham, AL (G.W. Carver HS)
10	Christopher Gay	G	6-0	180	Sr.	TR	Hattiesburg, MS (William Carey College)
1	Jacquiese Holcombe	F	6-6	205	Jr.	JC	College Park, GA (Georgia Perimeter Co.)
44	Brian Johnson	F/C	6-9	245	Sr.	1L	Laurinburg, NC (University of Louisville)
2	Ravarn Johnson	G/F	6-7	175	So.	1L	Lyon, MS (Coahoma County HS)
20	Taylor Luczak	F	6-8	220	Fr.	HS	Glens Falls, NY (Glens Falls Senior HS)
5	Romero Osby	F	6-8	230	Fr.	HS	Meridian, MS (Northeast Lauderdale HS)
22	Barry Stewart	G	6-3	170	Jr.	2L	Shelbyville, TN (Shelbyville Central HS)
25	Phil Turner	G	6-3	170	So.	1L	Grenada, MS (Grenada HS)
32	Jarvis Varnado	F/C	6-9	210	Jr.	2L	Brownsville, TN (Haywood HS)

### Numerical Roster

No.	Name	Pos.	Ht.	Wt.	Cl.	Exp.	Hometown (Previous School)
1	Jacquiese Holcombe	F	6-6	205	Jr.	JC	College Park, GA (Georgia Perimeter Co.)
2	Ravarn Johnson	G/F	6-7	175	So.	1L	Lyon, MS (Coahoma County HS)
3	Dee Bost	G	6-2	170	Fr.	HS	Concord, NC (Hargrave Military Academy)
4	Twany Beckham	G	6-5	190	Fr.	HS	Louisville, KY (New Hampton [NH] School)
5	Romero Osby	F	6-8	230	Fr.	HS	Meridian, MS (Northeast Lauderdale HS)
10	Christopher Gay	G	6-0	180	Sr.	TR	Hattiesburg, MS (William Carey College)
14	Rod Bryant	G	6-1	165	So.	1L	Birmingham, AL (G.W. Carver HS)
15	Riley Benock	G	6-4	180	So.	1L	Battletown, KY (Meade County HS)
20	Taylor Luczak	F	6-8	220	Fr.	HS	Glens Falls, NY (Glens Falls Senior HS)
22	Barry Stewart	G	6-3	170	Jr.	2L	Shelbyville, TN (Shelbyville Central HS)
24	Kodi Augustus	F	6-8	220	So.	1L	Baton Rouge, LA (Maine Central Institute)
25	Phil Turner	G	6-3	170	So.	1L	Grenada, MS (Grenada HS)
32	Jarvis Varnado	F/C	6-9	210	Jr.	2L	Brownsville, TN (Haywood HS)
33	Brandon Bolen	G	6-3	195	So.	1L	Madison, MS (Madison-Ridgeland Academy)
44	Brian Johnson	F/C	6-9	245	Sr.	1L	Laurinburg, NC (University of Louisville)
45	Elgin Bailey	F/C	6-8	254	So.	1L	New Orleans, LA (Belaire HS)

Head Coach: Rick Stansbury (Campbellsville, 1982 - 11th year)

Asst. Coach: Robert Kirby (Pan American, 1983 - 11th year)

Asst. Coach: Phil Cunningham (Campbellsville, 1990 - 9th year)

Asst. Coach: Marcus Grant (Mississippi State, 1995 - 5th year)

Coord. of BB Ops: Talvis Franklin (Mississippi State, 2007 - 2nd year)

### PRONUNCIATION GUIDE

KODI AUGUSTUS: CO-DEE  
 TWANY BECKHAM: TWAHN-NEE  
 RILEY BENOCK: BEE-KNOCK  
 JACQUIESE HOLCOMBE: JOCK-WHEECE  
 RAVARN JOHNSON: RAY-VERN  
 TAYLOR LUCZAK: LOU-ZACK  
 ROMERO OSBY: RO-MARE-OH OZ-BEE  
 JARVIS VARNADO: VUR-NAR-DOE

## Mississippi State Basketball Roster Breakdown

### By Class:

Seniors	Juniors	Sophomores	Freshman
Christopher Gay	Jacquiese Holcombe	Kodi Augustus	Twany Beckham
Brian Johnson	Barry Stewart	Elgin Bailey	Dee Bost
	Jarvis Varnado	Riley Benock	Taylor Luczak
		Brandon Bolen	Romero Osby
		Rod Bryant	
		Ravarn Johnson	
		Phil Turner	

### By State:

Mississippi: Brandon Bolen, Christopher Gay,  
 Ravarn Johnson, Romero Osby, Phil Turner  
 Tennessee: Barry Stewart, Jarvis Varnado  
 Kentucky: Twany Beckham, Riley Benock  
 Louisiana: Kodi Augustus, Elgin Bailey  
 North Carolina: Dee Bost, Brian Johnson  
 Alabama: Rod Bryant  
 Georgia: Jacquiese Holcombe  
 New York: Taylor Luczak

## MISSISSIPPI STATE PRESEASON AWARDS

In the 2008 SEC media poll, MSU, the two-time defending Western Division champions, was picked to finish fourth behind Alabama, LSU and Ole Miss, respectively. From an individual standpoint, Bulldogs junior forward Jarvis Varnado was named first-team All-SEC by the league coaches, while the media voted him second-team. Nationally, true freshman Dee Bost of Concord, N.C., was tabbed honorable mention freshman All-American by CollegeHoops.net.

## OLE MISS FACTS

Nickname: ..... Rebels  
 Colors: ..... Red & Blue  
 Conference: ..... Southeastern Conference  
 2007-08 Record: ..... 24-11  
 Conference: ..... 7-9, 3rd (West)  
 Starters returning/lost: ..... 3/2  
 Lettermen returning/lost: ..... 8/7  
 Sports Information Director: ..... Joey Jones  
 SID Phone: ..... 1-662-915-7522

## EXHIBITION 1

### MSU 88, MONTEVALLO 59

Nov. 1, 2008 • STARKVILLE, MS

In the season's first of two exhibition contests, Mississippi State rode a double-double performance from junior Jarvis Varnado to take care of visiting Montevallo 88-59 at Humphrey Coliseum.

Varnado, the reigning National Defensive Player of the Year, recorded 17 points on 7-of-9 shooting from the floor to go along with his game-high 12 rebounds. He also blocked eight shots after leading the nation in blocked shots a year ago with 157. Sophomore Ravern Johnson led all scorers on the night with an 8-of-14 performance from the field for a total of 19 points, while freshman Romero Osby pitched in the team's second double-double with 10 points and 11 boards. Dee Bost scored 13 points and handed out seven assists to just three turnovers in the win.

Junior guards Marcus Lancaster and Freddy Little led Montevallo in scoring with 10 points apiece on a collective 8-of-25 shooting performance, while junior forward Nate Flowers led the squad in rebounding with nine boards.

Ranking second nationally in team field-goal percentage defense last year, the Bulldogs followed suit by holding Montevallo to just 23-of-71 shooting from the floor for a 32.6% mark. Also specializing in blocks as a team by ranking second nationally in that category a year ago, MSU swatted 13 shots on the evening. Leading Montevallo in rebounding at halftime 32-21, State never let up and finished the game with a 62-37 advantage.

#### Montevallo

Player	FG	3FG	FT	RB	PF	PT	A	Min
Flowers f	3-9	0-0	2-5	9	2	8	1	26
Brown f	4-12	0-0	0-1	6	4	8	1	27
Lancaster g	3-8	1-1	3-4	3	1	10	1	23
Humphrey g	2-8	0-4	0-0	0	4	4	0	18
Little g	5-17	0-4	0-1	3	1	10	2	31
Krych	2-4	0-0	5-8	3	4	9	0	15
Ragan	2-7	0-2	0-0	5	0	4	2	23
Hutchinson	0-0	0-0	0-0	0	0	0	1	2
McMillan	0-3	0-2	1-2	2	1	1	1	19
Lynch	1-2	1-2	0-0	0	0	3	0	2
Nelson	0-0	0-0	0-0	0	0	0	0	2
Carlyle	1-1	0-0	0-0	2	3	2	0	12
Team				4				
<b>TOTALS</b>	<b>23-71</b>	<b>2-15</b>	<b>11-21</b>	<b>37</b>	<b>20</b>	<b>59</b>	<b>9</b>	<b>200</b>

#### Mississippi State

Player	FG	3FG	FT	RB	PF	PT	A	Min
B. Johnson f	1-1	1-1	2-2	5	1	5	0	17
Varnado c	7-9	0-0	3-5	12	1	17	4	24
R. Johnson g	8-14	3-8	0-0	4	2	19	1	24
Bost g	5-12	1-5	2-4	4	2	13	7	32
Stewart g	4-12	2-7	0-0	5	4	10	4	28
Holcombe	1-5	0-3	0-0	3	3	2	0	16
Osby	3-5	0-0	4-6	11	3	10	1	13
Gay	0-1	0-1	0-0	0	0	0	0	2
Benock	0-3	0-3	0-0	4	0	0	3	16
Luczak	0-0	0-0	0-0	1	0	0	1	2
Augustus	2-4	0-1	3-4	5	2	7	2	12
Bolen	0-1	0-0	0-0	1	0	0	0	2
Bailey	1-4	0-0	3-5	4	4	5	0	12
Team				3				
<b>TOTALS</b>	<b>32-71</b>	<b>7-29</b>	<b>17-23</b>	<b>62</b>	<b>22</b>	<b>88</b>	<b>23</b>	<b>200</b>

Halftime: MSU 36, MON 26. FG%: MSU 45.1%, MON 32.4%. 3FG%: MSU 24.1%, MON 13.3%. FT%: MSU 65.4%, MON 52.4%. Turnovers: MSU 21 (Bost, Stewart, Osby, Augustus, Bailey 3), MON 13 (Brown 4). Blocked Shots: MSU 13 (Varnado 8), MON 1 (Carlyle). Steals: MSU 8 (Bost, Benock 2), MON 12 (Ragan 3). Officials: Anthony Jordan, Jeff Nichols, Mike Stuart. Attendance: 2,621.

## EXHIBITION 2

### MSU 67, OKLAHOMA CITY 65

Nov. 8, 2008 • STARKVILLE, MS

Mississippi State utilized an 18-5 rally in the final minutes to overcome two-time defending NAIA national champion Oklahoma City 67-65 at Humphrey Coliseum in the season's final exhibition outing.

Junior Jarvis Varnado once again flirted with triple-double status in the contest by scoring 12 points, claiming a game-high 13 rebounds, and swatting eight shots after leading the nation in blocks a year ago. Varnado amassed 29 points, 25 rebounds and 16 blocks in State's two exhibition contests.

Senior Brian Johnson fell just a rebound shy of a double-double performance for the Bulldogs with 10 points on 5-of-7 shooting, while standout freshman Dee Bost tallied 11 points and six assists. Junior Barry Stewart and sophomore Ravern Johnson rounded out State scorers in double digits with 11 and 10 points, respectively.

Forward Jamarcus Ellis led the Stars with a game-high 26 points on 10-of-24 shooting along with five rebounds. Senior Sao Paulo, Brazil native Ricardo De Bem pitched in 11 points and seven rebounds while junior Davell Jackson also contributed 11 points.

The Bulldogs never led until the 1:41 mark of the second half when Ravern Johnson drained a 3-pointer for a 65-63 advantage. However, the Stars answered and evened the score on an Ellis jumper, but with 1:23 left, Varnado gave MSU the lead for good on a dunk.

#### Oklahoma City

Player	FG	3FG	FT	RB	PF	PT	A	Min
Telo f	3-7	0-3	2-3	4	2	8	2	32
Phillips f	2-5	1-4	0-0	4	4	5	1	28
De Bem c	5-13	0-0	1-3	7	3	11	1	27
Ellis g	10-24	5-11	1-2	5	1	26	2	40
Jackson g	5-11	0-0	1-4	6	2	11	5	40
Jones	1-2	0-0	0-0	3	2	2	0	23
Lovelace	1-1	0-0	0-0	4	1	2	0	10
Team				5				
<b>TOTALS</b>	<b>27-63</b>	<b>6-18</b>	<b>5-12</b>	<b>38</b>	<b>15</b>	<b>65</b>	<b>11</b>	<b>200</b>

#### Mississippi State

Player	FG	3FG	FT	RB	PF	PT	A	Min
Osby f	0-4	0-2	0-0	0	3	0	0	12
Varnado f	4-10	0-0	4-7	13	2	12	1	24
R. Johnson g	4-9	1-4	1-2	5	1	10	1	24
Bost g	3-7	3-6	2-2	2	3	11	6	24
Stewart g	3-11	3-7	2-2	2	0	11	1	24
Holcombe	1-6	0-1	0-0	4	1	2	0	16
Benock	0-3	0-3	0-0	1	1	0	1	16
Augustus	1-2	0-0	0-0	2	0	2	0	6
Turner	1-3	1-2	0-0	1	2	3	0	16
B. Johnson	5-7	0-0	0-1	9	1	10	1	22
Bailey	3-11	0-0	0-3	10	2	6	0	16
Team				4				
<b>TOTALS</b>	<b>25-73</b>	<b>8-25</b>	<b>9-17</b>	<b>53</b>	<b>16</b>	<b>67</b>	<b>11</b>	<b>200</b>

Halftime: OCU 31 MSU 27. FG%: MSU 34.2%, OCU 42.9%. 3FG%: MSU 32.0%, OCU 33.3%. FT%: MSU 52.9%, OCU 41.7%. Turnovers: MSU 19 (Turner 4), OCU 17 (Ellis 6). Blocked Shots: MSU 11 (Varnado 8), OCU 1 (De Bem 1). Steals: MSU 6 (Six with 1), OCU 11 (Three with 3). Officials: Mike Stuart, Patrick Evans, Chuck Jones. Attendance: 2,592.

## GAME 1

### MSU 77, CENTENARY 55

Nov. 15, 2008 • STARKVILLE, MS

Mississippi State's Ravern Johnson hit five 3-point baskets and scored a team-high 15 points as the Bulldogs defeated Centenary College 77-55 in a season-opening men's basketball game at Humphrey Coliseum.

The Bulldogs scored the game's first seven points and never trailed in the contest. MSU improved to 9-2 in season openers under coach Rick Stansbury and 76-21 all-time.

MSU set the tone from 3-point range early. Dee Bost and Johnson hit back-to-back 3-pointers to help the Bulldogs spring from the gates. Those two treys would be the first of 10 for the hosts in the contest. The early lead stretched to double digits at 17-7 on a jumper from Riley Benock.

In the opening half, the Bulldogs used a five-on-five rotation as the search for consistency and set lineups will continue in non-conference play. Another 7-0 run allowed the Bulldogs to take their largest first-half lead, at 30-15. In the opening half, the Bulldogs only shot 36.7 percent from the field, yet managed a 34-20 lead at the intermission.

In the second half, the defensive pressure allowed the lead to grow quickly. A jumper by Jacquiese Holcombe ran the advantage to 51-31 with 13:03 remaining. MSU took its largest lead at 27 points on two different occasions in the closing minutes.

Also scoring in double-digits for MSU were Barry Stewart and Elgin Bailey with 13 and 10 points, respectively.

Nick Stallings paced the Gents with 16 points.

#### Centenary (0-1)

Player	FG	3FG	FT	RB	PF	PT	A	Min
Bohnam f	2-5	0-0	0-1	4	3	4	1	25
Stallings g	6-17	4-7	0-0	7	3	16	1	29
Adams g	4-13	4-8	3-4	6	2	15	6	35
Redus g	2-9	0-2	3-4	1	4	7	2	29
Starring g	1-9	0-3	0-1	2	0	2	0	24
Tubner	0-2	0-1	0-0	4	1	0	2	19
Gatlin	4-8	1-1	0-0	7	0	9	0	27
Hill	0-0	0-0	0-0	0	0	0	0	1
Harris	1-2	0-0	0-2	1	2	2	0	11
Team				6				
<b>TOTALS</b>	<b>20-65</b>	<b>9-22</b>	<b>6-12</b>	<b>38</b>	<b>15</b>	<b>55</b>	<b>12</b>	<b>200</b>

#### Mississippi State (1-0)

Player	FG	3FG	FT	RB	PF	PT	A	Min
Augustus f	2-3	0-0	2-2	3	2	6	2	17
Varnado f	3-6	0-0	3-5	11	1	9	1	25
R. Johnson g	5-9	5-8	0-0	3	1	15	3	24
Bost g	3-8	2-4	1-2	3	2	9	4	23
Stewart g	4-8	2-4	3-4	3	3	13	1	23
Holcombe	1-2	0-1	0-0	1	2	2	1	17
Osby	1-4	0-1	2-3	7	1	4	1	19
Gay	0-0	0-0	0-0	1	0	0	0	2
Benock	3-3	1-1	0-0	1	0	7	2	15
Luczak	0-0	0-0	0-0	0	0	0	0	2
Turner	1-4	0-3	0-0	5	3	2	2	15
Bolen	0-0	0-0	0-0	0	0	0	0	2
Bailey	4-11	0-0	2-4	3	1	10	0	16
Team				4				
<b>TOTALS</b>	<b>27-48</b>	<b>10-22</b>	<b>13-20</b>	<b>45</b>	<b>16</b>	<b>77</b>	<b>17</b>	<b>200</b>

Halftime: MSU 34 CEN 20. FG%: MSU 46.6%, CEN 30.8%. 3FG%: MSU 45.5%, CEN 40.9%. FT%: MSU 65.0%, CEN 50.0%. Turnovers: MSU 17 (Stewart 4), CEN 18 (Gatlin 4). Blocked Shots: MSU 16 (Varnado 7), CEN 4 (Bonham 2). Steals: MSU 12 (Stewart 4), CEN 11 (Adams 4). Officials: Doug Shows, Ron Groover, Tracy Woodson. Attendance: 8,063.



## GAME 2

### MSU 78, LOUISIANA-MONROE 49 Nov. 17, 2008 • STARKVILLE, MS

Junior guard Barry Stewart connected on three of his six attempts from long range and scored 17 points to lead the Mississippi State Bulldogs to a commanding 78-49 victory against the visiting Louisiana-Monroe Warhawks.

Stewart finished the game 6-of-9 shooting to go along with an assist, block and steal. Jarvis Varnado swatted nine shots by halftime and finished with that total to go with 11 rebounds for the game. Outstanding freshman point guard Dee Bost handed out seven assists and shot 3 of 6 from behind the arc to score 14 points.

Sophomore big men Elgin Bailey and Kodi Augustus notched nine and eight boards, respectively, while sophomore shooting specialist Raven Johnson grabbed four rebounds and scored 10 points. Augustus also scored a career-high 12 points.

Starkville native, junior Jarvis Hill led the Warhawks with 19 points on 8-of-17 shooting and four rebounds.

State suffocated ULM from the tip as the Warhawks connected on just three of their first 16 attempts from the floor.

Conversely, State drained five of their first seven treys and never trailed en route to a 35-24 advantage at the half.

MSU quickly stormed out to a 55-35 lead in the second stanza on an 18-4 run, capped by a made three-point conversion from the charity stripe by Bailey. From that point forward the Bulldogs dominated the game, finishing on a 10-2 streak.

#### Louisiana-Monroe (1-1)

Player	FG	3FG	FT	RB	PF	PT	A	Min
Turner	f 1-2	0-0	0-0	3	4	2	0	21
Nweke	f 0-7	0-1	0-0	5	4	0	0	24
Hooper	g 5-16	1-5	3-8	5	3	14	1	34
Hill	g 8-17	1-7	2-4	4	3	19	0	28
Roberts	g 0-0	0-0	0-0	1	0	0	0	13
Forbes	1-1	1-1	0-0	0	0	3	0	3
Williams	0-5	0-2	0-0	0	0	0	1	12
Lassiter	0-4	0-1	0-0	0	3	0	2	15
Averette	0-2	0-1	0-0	2	1	0	2	12
Thomas	3-8	1-2	0-0	4	3	7	2	16
Hampton	2-6	0-0	0-2	3	4	4	0	19
Garrison	0-1	0-1	0-0	0	0	0	0	3
Team				9				
<b>TOTALS</b>	<b>20-69</b>	<b>4-21</b>	<b>5-14</b>	<b>36</b>	<b>25</b>	<b>49</b>	<b>8</b>	<b>200</b>

#### Mississippi State (2-0)

Player	FG	3FG	FT	RB	PF	PT	A	Min
Augustus	f 4-5	1-1	3-3	8	2	12	2	21
Varnado	f 1-4	0-0	0-1	11	1	2	1	27
R. Johnson	g 4-9	2-4	0-1	4	2	10	2	27
Bost	g 4-9	3-6	3-4	3	1	14	7	26
Stewart	g 6-9	3-6	2-4	1	3	17	1	26
Holcombe	2-3	0-1	0-0	2	3	4	0	12
Osby	2-4	0-0	3-3	2	2	7	0	14
Gay	0-0	0-0	0-0	0	0	0	0	1
Benock	0-2	0-2	0-0	2	2	0	2	12
Luczak	1-1	0-0	0-0	0	0	2	0	1
Turner	1-3	0-1	1-2	2	1	3	4	14
Bolen	0-0	0-0	0-0	0	0	0	0	2
Bailey	3-7	0-0	1-1	9	1	7	1	17
Team				6				
<b>TOTALS</b>	<b>28-56</b>	<b>9-21</b>	<b>13-19</b>	<b>50</b>	<b>18</b>	<b>78</b>	<b>20</b>	<b>200</b>

Halftime: MSU 35 ULM 24. FG%: MSU 50.0%, ULM 29.0%. 3FG%: MSU 42.9%, ULM 19.0%. FT%: MSU 68.4%, ULM 35.7%. Turnovers: MSU 20 (Varnado, Stewart, Bailey 3), ULM 13 (Roberts, Lassiter 2). Blocked Shots: MSU 12 (Varnado 9), ULM 0. Steals: MSU 4 (4 tied with 1), ULM 7 (Turner, Hill 2). Officials: J.B. Caldwell, Tom Eades, Chuck Jones. Attendance: 8,732

## GAME 3

### MSU 102, NORTH ALABAMA 61 Nov. 19, 2008 • STARKVILLE, MS

Junior Jarvis Varnado blocked seven shots and matched a career-high 16 points to power the Bulldogs to a 102-61 victory against the North Alabama Lions in first-round action of the Legends Classic at Humphrey Coliseum.

He also slammed the boards for 14 rebounds to record his first double-double of the young season. Tying for the team lead was fellow junior Barry Stewart, who drained 3-of-5 treys for 16 points. Sophomores Elgin Bailey and Kodi Augustus continued their solid play with a combined 18 points and 12 rebounds, while Bailey had 10 points.

Freshman Romero Osby finished with 15 points, while Dee Bost tallied 10 assists.

MSU, which hasn't trailed at all this year, stormed out of the gates behind three Varnado blocks in the first three minutes, while hitting five of their first seven attempts from the floor. Midway through the first half, State staked a 20-2 run, sparked by back-to-back threes from Osby and sophomore Riley Benock to hold a 48-30 halftime advantage.

North Alabama took the initiative into the second stanza, however, by scoring six straight points to start the half.

MSU eclipsed the 100-point mark for the first time since scoring 101 against Bradley in the second round of the NIT in 2007, while State's bench accomplished a rare feat by combining for an impressive total of 47 points.

Following suit, the Dawgs put up an outstanding number on the boards, outrebounding UNA, 51-27.

#### North Alabama (2-1)

Player	FG	3FG	FT	RB	PF	PT	A	Min
Gay	f 2-12	1-3	0-0	5	1	5	1	32
Fraise	f 7-22	1-5	2-3	5	1	17	2	34
Collins	g 0-4	0-3	0-0	2	3	0	1	22
Johnson	g 4-10	2-4	0-0	3	2	10	3	28
Redden	g 6-9	2-4	2-2	3	3	16	1	26
Speight	0-3	0-1	4-8	3	0	4	0	15
McCants	1-1	0-0	0-2	0	1	2	0	11
Deegan	1-1	1-1	0-0	0	0	3	0	5
Lima	2-6	0-0	0-0	2	5	4	0	13
Hunter	0-4	0-1	0-0	3	4	0	2	14
Team				1				
<b>TOTALS</b>	<b>23-72</b>	<b>7-22</b>	<b>8-15</b>	<b>27</b>	<b>20</b>	<b>61</b>	<b>10</b>	<b>200</b>

#### Mississippi State (3-0)

Player	FG	3FG	FT	RB	PF	PT	A	Min
Augustus	f 3-5	0-2	2-2	7	1	8	0	22
Varnado	f 6-7	0-0	4-4	14	1	16	0	22
R. Johnson	g 3-7	2-5	0-0	2	1	8	1	23
Bost	g 2-5	1-3	2-2	2	2	7	10	23
Stewart	g 5-8	3-5	3-4	2	2	16	1	22
Holcombe	2-5	0-1	0-0	5	0	4	0	18
Osby	5-9	1-3	4-4	3	0	15	0	18
Gay	0-0	0-0	0-0	0	0	0	0	1
Benock	3-4	2-3	0-0	1	4	8	1	13
Luczak	0-0	0-0	0-0	0	0	0	0	2
Turner	2-4	2-3	2-2	4	0	8	3	16
Bolen	1-1	0-0	0-0	0	0	2	1	4
Bailey	2-4	0-0	6-8	5	1	10	2	16
Team				6				
<b>TOTALS</b>	<b>34-59</b>	<b>11-25</b>	<b>23-26</b>	<b>51</b>	<b>12</b>	<b>102</b>	<b>17</b>	<b>200</b>

Halftime: MSU 48, UNA 30. FG%: MSU 57.6%, UNA 31.9%. 3FG%: MSU 44.0%, UNA 31.8%. FT%: MSU 88.5%, UNA 53.3%. Turnovers: MSU 21 (Bost 5), UNA 15 (Johnson, Lima, Hunter 3). Blocked Shots: MSU 13 (Varnado 7), UNA 2 (Lima, Hunger 1). Steals: MSU 10 (Turner 3), UNA 12 (Speight 3). Officials: James Barker, Gerrald Drummond, Chuck Jones. Attendance: 8,579.

## GAME 4

### MSU 84, FAIRLEIGH DICKINSON 58 Nov. 22, 2008 • STARKVILLE, MS

Junior Jarvis Varnado blocked eight shots and became Mississippi State's all-time leader in that category as the Bulldogs upended Fairleigh Dickinson in the second round of the Legends Classic, 84-58, at Humphrey Coliseum.

Varnado, who also recorded his second-straight double-double with 14 points and 16 rebounds, broke Erick Dampier's total of 249 blocks set from 1994-96.

As a team, MSU swatted away 15 shots, one shy of tying the school record set last year against Georgia.

The Bulldogs, who led from start to finish, also forced 19 turnovers and collected seven steals, while limiting the Knights to 16-of-66 shooting after misfiring on their first 16 shots.

Offensively, Barry Stewart and Raven Johnson rounded out the double-digit scoring with 12 and 11 points, respectively.

Sophomore Phil Turner tied a season high with eight points on 3-of-4 shooting while freshman Twany Beckham notched two steals and four points in his Maroon and White debut.

FDU junior guard Cameron Tyler hit just 3 of his 15 attempts from the floor but managed 16 points to lead the Knights in scoring, followed by Terence Grier with 10.

MSU freshman point guard Dee Bost handed out six assists to give him an SEC-best 27, and the Bulldogs improved to 4-0 for the first time since 2003-04.

#### Fairleigh Dickinson (0-3)

Player	FG	3FG	FT	RB	PF	PT	A	Min
Baptiste	f 1-12	1-5	2-2	11	1	5	0	21
Svrclik	f 3-11	0-3	3-4	8	4	9	0	37
Galvin	g 0-4	0-0	3-4	7	4	3	2	23
Fernley	g 1-1	1-1	0-0	0	0	3	0	7
Blackgrove	g 0-0	0-0	0-0	0	0	0	0	4
Grier	3-5	1-1	3-4	3	3	10	0	17
Stasyszyn	0-3	0-2	0-0	1	2	0	0	17
Tyler	3-15	1-4	9-21	1	2	16	3	33
Moore	3-9	1-5	0-0	8	0	7	1	21
Mofunanya	2-6	0-0	1-4	8	5	5	1	20
Team				3				
<b>TOTALS</b>	<b>16-66</b>	<b>5-21</b>	<b>21-39</b>	<b>50</b>	<b>21</b>	<b>58</b>	<b>7</b>	<b>200</b>

#### Mississippi State (4-0)

Player	FG	3FG	FT	RB	PF	PT	A	Min
Augustus	f 3-3	0-0	0-0	6	5	6	1	15
Varnado	f 5-9	0-0	4-7	16	2	14	1	24
R. Johnson	g 4-10	3-6	0-0	4	1	11	0	23
Bost	g 2-8	0-4	2-4	1	3	6	6	24
Stewart	g 4-9	2-5	2-4	2	1	12	2	23
Holcombe	0-1	0-1	1-2	0	3	1	0	10
Beckham	2-2	0-0	0-1	2	2	4	2	10
Osby	3-7	1-3	2-2	5	3	9	1	23
Gay	0-0	0-0	0-0	0	0	0	0	1
Benock	2-4	2-4	0-0	1	1	6	1	17
Turner	3-4	1-1	1-2	2	3	8	1	11
Bolen	0-0	0-0	0-0	0	0	0	0	2
Bailey	2-2	0-0	3-6	4	5	7	0	17
Team				2				
<b>TOTALS</b>	<b>30-59</b>	<b>9-24</b>	<b>15-28</b>	<b>45</b>	<b>29</b>	<b>84</b>	<b>15</b>	<b>200</b>

Halftime: MSU 43, FDU 19. FG%: MSU 50.8%, FDU 24.2%. 3FG%: MSU 37.5%, FDU 23.8%. FT%: MSU 53.6%, FDU 53.8%. Turnovers: MSU 16 (Bost 4), FDU 19 (Mofunanya 5). Blocked Shots: MSU 15 (Varnado 8), FDU 3 (Mofunanya 2). Steals: MSU 7 (Beckham 2), FDU 5 (Moore 2). Officials: Frank Raposo, Tim Ebersol, Scott Bolnick. Attendance: 9,028

## GAME 5

### MSU 76, ST. BONAVENTURE 71 Nov. 25, 2008 • OLEAN, NY

Mississippi State scored the game's final five points to hold off St. Bonaventure 76-71 in front of a sellout crowd at the Reilly Center.

The Bulldogs won their first road game of the young season and moved to 5-0 for the first time since the 2003-04 squad won their first 13 games. Still, the contest was not without its dramatic moments at the end. MSU appeared to have things well in hand, taking a 63-48 lead with 9:31 remaining.

However, defensive pressure and some turnovers allowed the Bonnies to stage one final rally. SBU tied the game 71-all on a 3-point basket from Chris Matthews, capping a 10-2 run. The tie was short lived as Twany Beckham broke the tie by hitting one of two free throws with 1:21 remaining. A basket by Ravern Johnson upped the advantage with 18 seconds remaining. Johnson returned to the line to sink a pair of game-clinching free throws with one second left.

Jarvis Varnado had a huge night for the Bulldogs with 19 points, 12 rebounds and six blocks. Ravern Johnson added 18 points and seven rebounds for the Bulldogs.

Ray Blackburn paced the Bonnies with 22 points. Andrew Nicholson scored 13 points, while Chris Matthews and Jonathan Hall each added 10 points.

For the contest, the Bulldogs shot 42.4 percent from the floor (25 of 59) and was 5 of 13 from 3-point range.

#### Mississippi State (5-0)

Player	FG	3FG	FT	RB	PF	PT	A	Min
R. Johnson g	6-9	2-3	4-4	7	1	18	1	29
Augustus f	2-6	0-1	0-1	6	4	4	1	19
Varnado c	7-12	0-0	5-7	12	3	19	0	34
Bost g	1-8	0-1	4-5	4	2	6	2	20
Stewart g	1-9	1-4	0-0	3	3	3	4	32
Beckham	2-3	0-0	4-6	1	1	8	3	20
Osby	3-4	0-0	0-0	4	5	6	0	18
Benock	2-3	2-3	0-0	10	0	6	0	8
Turner	1-4	0-1	4-4	3	0	6	3	14
Bailey	0-1	0-0	0-0	1	2	0	0	6
Team				4				
<b>TOTALS</b>	<b>25-59</b>	<b>5-13</b>	<b>21-27</b>	<b>46</b>	<b>21</b>	<b>76</b>	<b>14</b>	<b>200</b>

#### St. Bonaventure (3-2)

Player	FG	3FG	FT	RB	PF	PT	A	Min
Nicholson f	6-11	0-0	1-4	9	3	13	0	27
Carter f	3-9	0-1	1-2	5	1	7	0	14
Matthews g	4-11	2-6	0-0	6	4	10	1	35
Hall g	4-10	0-1	2-2	2	4	10	1	31
Eleby g	0-6	0-0	1-4	3	4	1	4	24
Blackburn	6-11	3-3	7-8	1	4	22	4	30
Thomas	2-3	0-0	1-2	2	3	5	0	11
Benson	0-0	0-0	0-0	0	0	0	0	4
Cook	0-2	0-0	0-0	2	1	0	1	13
Davenport	1-4	0-2	1-1	1	1	3	0	11
Team				5				
<b>TOTALS</b>	<b>26-67</b>	<b>5-13</b>	<b>14-23</b>	<b>36</b>	<b>25</b>	<b>71</b>	<b>11</b>	<b>200</b>

Halftime: MSU 36, SBU 34. FG%: MSU 42.4%, SBU 38.8%. 3FG%: MSU 38.5%, SBU 38.5%. FT%: MSU 77.8%, SBU 60.9%. Turnovers: MSU 24 (Bost 6), SBU 17 (Hall 5). Blocked Shots: MSU 7 (Varnado 6), SBU 4 (Nicholson, Davenport 2). Steals: MSU 7 (Bost 3), SBU 9 (Hall 5). Officials: Mike Roberts, James Reeding, Gene Crawford. Attendance: 5,111.

## GAME 6

### WASHINGTON STATE 63, MSU 52 Nov. 28, 2008 • NEWARK, NJ

A spirited second-half rally fell short as Mississippi State dropped a 63-52 decision to Washington State in a semifinal round matchup of the Legends Classic at the Prudential Center.

The Bulldogs trailed by as many as 17 midway through the second half. A 9-0 run helped MSU cut the deficit to six before a more-experienced Cougars squad pulled away for the final margin.

MSU lost for the first time on the young season, falling to 5-1. Washington State, a member of the Pac 10 Conference, improved to 5-0.

The lead changed hands on a couple of occasions in the opening half. A Barry Stewart 3-point basket gave MSU its largest lead of the afternoon at 18-15, but WSU ended the half on a 20-8 run. That run including a pair of baskets from Aron Baynes, who was 6 of 6 in the opening half.

In the second frame, WSU's physical defense in the opening stages allowed the Cougars to stretch the advantage to 52-35 with less than 10 minutes remaining. But another 3-point basket by Stewart sparked a 9-0 run as the Bulldogs closed the deficit to 52-44. MSU would then cut the lead to six points, before making turnovers on three of the game's next four possessions.

Kodi Augustus and Stewart each had 10 points to pace the Bulldogs. Dee Bost added eight points, while Romero Osby and Ravern Johnson each added seven.

#### Mississippi State (5-1)

Player	FG	3FG	FT	RB	PF	PT	A	Min
R. Johnson g	3-7	1-1	0-0	2	3	7	1	30
Augustus f	2-7	1-3	5-6	4	2	10	0	27
Varnado c	1-3	0-0	0-2	5	0	2	1	25
Bost g	0-5	1-3	5-6	7	5	8	3	30
Stewart g	3-10	2-5	2-2	2	3	10	0	30
Beckham	0-2	0-0	1-2	0	0	1	1	10
Osby	3-6	0-1	3-4	0	1	7	0	13
Benock	0-0	0-0	0-0	1	0	0	1	10
Turner	2-3	1-1	0-0	4	2	5	0	10
Bailey	1-3	0-0	0-1	3	2	2	0	15
Team				3				
<b>TOTALS</b>	<b>15-46</b>	<b>6-14</b>	<b>16-23</b>	<b>31</b>	<b>18</b>	<b>52</b>	<b>7</b>	<b>200</b>

#### Washington State (5-0)

Player	FG	3FG	FT	RB	PF	PT	A	Min
Harmeling f	1-4	0-3	2-2	0	2	4	0	26
Baynes c	8-10	0-0	1-3	4	5	17	0	22
Thompson g	7-14	1-5	4-4	10	1	19	1	37
Koprivica g	3-7	1-2	0-1	6	2	7	3	36
Rochestie g	2-14	0-3	4-5	3	1	8	5	37
Capers	0-0	0-0	0-0	1	0	0	0	10
Casto	2-4	0-0	0-0	2	4	4	0	16
Forrest	2-5	0-0	0-0	5	4	4	1	16
Team				4				
<b>TOTALS</b>	<b>25-58</b>	<b>2-13</b>	<b>11-15</b>	<b>35</b>	<b>19</b>	<b>63</b>	<b>10</b>	<b>200</b>

Halftime: WSU 35, MSU 26. FG%: MSU 32.6%, WSU 43.1%. 3FG%: MSU 42.9%, WSU 15.4%. FT%: MSU 69.6%, WSU 73.3%. Turnovers: MSU 20 (R. Johnson 5), WSU 12 (Rochestie 4). Blocked Shots: MSU 8 (Varnado 4), WSU 4 (Baynes 2). Steals: MSU 7 (Bailey 2), WSU 11 (Rochestie 4). Officials: Mike Wood, Tony Hawkins, Brent Hampton. Attendance: 3,510.

## GAME 7

### TEXAS TECH 77, MSU 73 Nov. 29, 2008 • NEWARK, NJ

Mississippi State could not match a hot-shooting Texas Tech ball club and fell to the Red Raiders 77-73 in the third place game of the Legends Classic at the Prudential Center.

Known for an always-shooting offensive attack, the Red Raiders rammed home 10 3-point baskets to earn the victory.

MSU, which has started the season strong from the foul line, could not convert Saturday, as the Bulldogs only hit 17 of 31 free throws in the contest.

Trailing 9-5, Texas Tech used a 14-1 run to take the lead for good in the basketball game. The Red Raiders led by as many as 11 in the opening half and took a 42-34 lead into the intermission.

The Bulldogs used a strong offensive second half from Kodi Augustus and strong inside play from Jarvis Varnado to crawl back into the game. Still the Bulldogs never could get over the hump. Dee Bost rammed home a 3-pointer to cut the deficit to 49-47 with 14:00 remaining.

MSU trailed by no more than seven points but also could get no closer than that two-point spread the rest of the way.

For the Bulldogs, Augustus and Bost each had 16 points for game-high honors. Bost hit three 3-point baskets. Varnado added 11 points, while Ravern Johnson scored nine points. Varnado also had a team-high 10 rebounds.

John Roberson led Texas Tech with 13 points, while Okorie and Tyree Graham each added 11 points.

#### Texas Tech (6-1)

Player	FG	3FG	FT	RB	PF	PT	A	Min
Roberts f	2-4	0-0	0-0	4	3	4	0	16
Cook f	3-7	2-4	2-4	4	2	10	0	25
Voskuil g	4-10	2-5	0-0	4	3	10	5	32
Roberson g	4-9	2-3	3-3	3	4	13	3	26
Okorie g	4-13	1-3	2-3	6	0	11	0	23
Graham	3-11	2-4	3-3	2	2	11	1	28
Lewandowski	1-1	0-0	0-0	1	0	2	0	3
Prince	1-1	0-0	0-0	2	2	2	2	10
Cohadarevic	2-3	0-1	2-3	2	4	6	1	18
Singletary	2-5	1-2	3-4	6	2	8	1	19
Team				5				
<b>TOTALS</b>	<b>26-64</b>	<b>10-22</b>	<b>15-20</b>	<b>39</b>	<b>22</b>	<b>77</b>	<b>13</b>	<b>200</b>

#### Mississippi State (5-2)

Player	FG	3FG	FT	RB	PF	PT	A	Min
R. Johnson g	4-10	1-5	0-0	7	3	9	2	32
Augustus f	6-12	0-2	4-5	9	3	16	0	25
Varnado c	4-6	0-0	3-4	10	3	11	1	27
Bost g	6-16	3-6	1-4	4	4	16	3	32
Stewart g	2-8	0-5	1-4	4	4	5	1	28
Beckham	2-3	0-0	0-0	1	0	4	0	8
Osby	0-1	0-0	7-10	6	2	7	0	15
Benock	0-4	0-2	0-0	2	0	0	0	12
Turner	1-2	0-0	0-0	1	0	2	0	8
Bailey	1-3	0-0	10-4	3	1	3	0	13
Team				1				
<b>TOTALS</b>	<b>26-65</b>	<b>4-2</b>	<b>17-31</b>	<b>48</b>	<b>20</b>	<b>73</b>	<b>7</b>	<b>200</b>

Halftime: TTU 42, MSU 34. FG%: MSU 40.0%, TTU 40.6%. 3FG%: MSU 20.0%, TTU 45.5%. FT%: MSU 54.8%, TTU 75.0%. Turnovers: MSU 11 (Augustus 3), TTU 10 (Roberson, Singletary 3). Blocked Shots: MSU 9 (Varnado, Stewart, Bailey 2), TTU 2 (Cook 2). Steals: MSU 6 (Bost 3), TTU 3 (Prince 2). Officials: Ray Natilli, Tony Hawkins, Brian Dorsey. Attendance: 2,991.

## GAME 8

### MSU 76, ALABAMA STATE 67 DEC. 6, 2008 • STARKVILLE, MS

An explosive game from All-America candidate Jarvis Varnado led the Mississippi State Bulldogs to a 76-67 victory against the visiting Alabama State Hornets at Humphrey Coliseum.

Varnado recorded several career highs in the game, including 22 points on a career-most 10 made field goals in just 13 attempts. Varnado also notched nine boards and eight swats.

Following just behind Varnado was outstanding sophomore shooting guard Ravern Johnson, who also set a new career mark in points scored with 21 on a career-best seven field goals made. Johnson also drained 3-of-4 three-pointers and grabbed five rebounds. Rounding out State scorers in double digits was freshman point guard Dee Bost with 10. He also had five assists.

Senior guard Andrew Hayles led the Hornets with 16 points on 6-of-16 shooting while senior forward Chief Kickingstallionsims totaled six blocks and 12 points.

The Bulldogs registered their largest lead of the game midway through the first half, leading 24-12. The Hornets came storming back, however, and tied the score with a jumper from senior Brandon Brooks with just 3:05 remaining in the half. State nursed a 38-37 halftime advantage.

MSU held a small lead throughout the second half but saw Alabama State hit back-to-back three-pointers to close the gap to 60-57 at the 6:22 mark.

#### Alabama State (1-5)

Player	FG	3FG	FT	RB	PF	PT	A	Min
Provitt	f	0-0	0-0	2	5	0	0	15
Kickingstall	c	5-13	0-0	2-4	5	3	12	1 23
Hayles	g	6-16	2-9	2-2	3	2	16	0 36
Brooks	g	6-8	0-2	2-2	5	2	14	5 35
White	g	1-6	0-2	0-0	3	0	2	1 23
Middlebrooks		0-1	0-1	0-0	0	3	0	1 9
Butler		2-4	1-2	0-0	0	3	5	1 18
Mundadi		5-8	4-7	0-0	5	4	14	0 24
Fitch		2-6	0-0	0-0	1	1	4	0 17
Team				5				
<b>TOTALS</b>		<b>27-62</b>	<b>7-23</b>	<b>6-8</b>	<b>29</b>	<b>23</b>	<b>67</b>	<b>9 200</b>

#### Mississippi State (6-2)

Player	FG	3FG	FT	RB	PF	PT	A	Min
Augustus	f	0-4	0-0	4-4	1	0	4	0 20
Varnado	f	10-13	0-0	2-4	9	2	22	1 32
R. Johnson	g	7-10	3-4	4-5	5	1	21	1 35
Bost	g	2-5	1-2	5-6	1	3	10	5 27
Stewart	g	3-9	1-4	1-3	5	2	8	5 34
Beckham		2-3	0-0	0-0	1	0	4	0 13
Osby		1-4	0-0	3-6	6	3	5	1 20
Benock		0-0	0-0	0-0	2	0	0	0 6
Turner		0-0	0-0	0-0	2	0	0	1 5
Bailey		1-4	0-0	0-0	1	1	2	0 8
Team				4				
<b>TOTALS</b>		<b>26-52</b>	<b>5-10</b>	<b>19-28</b>	<b>37</b>	<b>12</b>	<b>76</b>	<b>14 200</b>

Halftime: MSU 38, ASU 37. FG%: MSU 50.0%, ASU 43.5%. 3FG%: MSU 50.0%, ASU 30.4%. FT%: MSU 67.9%, ASU 75.0%. Turnovers: MSU 14 (Bost 4), ASU 14 (Brooks 6). Blocked Shots: MSU 18 (Varnado 8), ASU 8 (Kickingstallionsims 6). Steals: MSU 5 (Varnado, Bost 2), ASU 5 (Butler, Fitch 2). Officials: Mike Stuart, Billy Dunlap, Tim Gattis. Attendance: 7,959.

## GAME 9

### CHARLOTTE 70, MSU 64 DEC. 10, 2008 • STARKVILLE, MS

A furious run in the final minutes fell short for Mississippi State as the Bulldogs dropped a 70-64 decision to the visiting Charlotte 49ers at Humphrey Coliseum.

After trailing by as many as 24 points with 7:14 remaining in the game, a dunk by junior Barry Stewart woke up the Bulldogs, as they outscored Charlotte 22-4 the rest of the way.

Still, the deficit was too much to overcome to pick up the win. With the loss, Mississippi State dropped its first home contest in the last 10 outings at Humphrey Coliseum.

State had won 13 of its last 14 at home.

Freshman point guard Dee Bost hit a season-high 6-of-8 free throws to lead MSU in scoring with 15 points, while fellow freshman Romero Osby drained a perfect 4-of-4 free throws to record 10, his second double-digit performance of the season.

Stewart also connected on all four of his free throw attempts for 10 points to round out State scorers in double digits.

Senior forward Lamont Mack notched a game-high 19 points and eight rebounds to lead the 49ers.

State managed just 17 field goals, tied for eighth-least under Stansbury's leadership. Following suit, tonight's 30.1% mark from the field was the Bulldogs' fourth-worst under Stansbury and worst since 2005. Wednesday also marked Charlotte's first-ever win against MSU.

#### Charlotte (3-6)

Player	FG	3FG	FT	RB	PF	PT	A	Min
Coley	f	2-8	0-0	1-2	3	4	5	1 21
Mack	f	8-15	3-8	0-2	8	4	19	0 26
Wilderness	f	3-9	0-1	4-5	2	2	10	1 27
Harris	g	3-7	1-2	4-6	3	0	11	5 36
Coleman	g	4-9	2-5	0-0	5	2	10	0 22
Ngoundjo		0-1	0-0	0-0	6	4	0	0 6
Andersen		2-8	2-5	0-0	5	1	6	0 24
Jones		4-8	0-0	1-0	7	5	9	0 21
Dewhurst		0-2	0-0	0-0	0	1	0	0 17
Team				6				
<b>TOTALS</b>		<b>26-67</b>	<b>8-21</b>	<b>10-16</b>	<b>45</b>	<b>23</b>	<b>70</b>	<b>7 200</b>

#### Mississippi State (6-3)

Player	FG	3FG	FT	RB	PF	PT	A	Min
Augustus	f	0-4	0-1	0-0	5	1	0	0 10
Varnado	f	3-7	0-0	2-6	9	1	8	3 36
R. Johnson	g	2-7	2-6	1-2	5	1	7	0 33
Bost	g	3-10	3-8	6-8	0	4	15	1 32
Stewart	g	3-15	0-8	4-4	6	1	10	0 38
Holcombe		1-1	0-0	3-3	2	0	5	0 7
Beckham		0-1	0-0	0-2	1	1	0	3 6
Osby		3-6	0-1	4-4	6	3	10	0 22
Benock		0-0	0-0	0-0	0	0	0	0 2
Turner		1-2	1-2	2-2	3	2	5	0 8
Bailey		1-2	0-0	2-2	2	1	4	0 6
Team				3				
<b>TOTALS</b>		<b>17-55</b>	<b>6-26</b>	<b>24-33</b>	<b>42</b>	<b>15</b>	<b>64</b>	<b>7 200</b>

Halftime: UNCC 36, MSU 20. FG%: MSU 30.9%, UNCC 38.8%. 3FG%: MSU 23.1%, UNCC 38.1%. FT%: MSU 72.7%, UNCC 62.5%. Turnovers: MSU 11 (Varnado 3), UNCC 11 (Mack 3). Blocked Shots: MSU 6 (Varnado 3), UNCC 2 (Mack, Jones 1). Steals: MSU 4 (Turner 2), UNCC 6 (Coley 3). Officials: Joe Lindsey, Tracy Woodson, Mike Roberts. Attendance: 8,635.

## GAME 10

### MSU 79, SOUTH ALABAMA 60 DEC. 13, 2008 • STARKVILLE, MS

Hot shooting and another powerful performance from star center Jarvis Varnado led Mississippi State to a 79-60 victory against South Alabama at Humphrey Coliseum.

Varnado put up eight points, six blocks and six rebounds by halftime to finish the game just a point shy of his career high of 22 points on 9-of-11 shooting, along with eight rebounds and six blocks.

Following their worst offensive production of the season against Charlotte, MSU hit 29 of its 54 shots for 53.7 percent, its second-best offensive performance of the season.

In his first start of the season, Phil Turner came up with a season-high 10 points on 3-of-6 shooting and a perfect 4 of 4 from the charity stripe, as well as recording four assists. Sophomore shooting specialist Ravern Johnson rounded out State scorers in double digits with 12 on a 3-of-4 effort from behind the arc.

Senior forward Brandon Davis was one of two Jaguars in double digits, leading USA with 19 points on 7-of-19 shooting. Senior guard Dominic Tilford put up 11 points after draining 3-of-6 treys.

MSU put the game out of reach in the second half after orchestrating a 15-0 run, sparked by a layup from freshman Dee Bost with 17:22 remaining in the game. MSU slowly stretched its lead throughout the remainder of the game.

Despite the win, the Bulldogs were out-rebounded 39-33 and are now 2-2 when losing the battle of the boards.

#### South Alabama (6-4)

Player	FG	3FG	FT	RB	PF	PT	A	Min
Davis	f	7-19	0-0	5-6	9	4	19	0 32
Douglas	f	3-7	0-0	2-7	5	2	8	0 30
Tilford	f	4-11	3-6	0-0	5	0	11	0 33
Watson	g	1-3	0-0	0-0	3	2	2	0 24
Ross	g	1-4	0-0	1-2	0	1	3	0 14
Coleman		1-4	1-3	3-4	5	3	6	0 16
Hayles		1-5	0-2	0-0	5	2	2	0 23
Sherrer		2-5	1-3	2-2	0	1	7	1 24
Ford		1-1	0-0	0-0	0	0	2	0 1
Tabet		0-0	0-0	0-0	0	1	0	0 3
Team				7				
<b>TOTALS</b>		<b>21-59</b>	<b>5-14</b>	<b>13-21</b>	<b>39</b>	<b>16</b>	<b>60</b>	<b>1 200</b>

#### Mississippi State (7-3)

Player	FG	3FG	FT	RB	PF	PT	A	Min
R. Johnson	f	4-8	3-4	1-1	3	2	12	0 26
Varnado	f	9-11	0-0	3-6	8	4	21	0 26
Bost	g	2-6	0-3	0-0	4	2	4	5 35
Stewart	g	2-7	0-1	0-0	0	0	4	0 18
Turner	g	3-6	0-2	4-4	2	3	10	4 21
Holcombe		2-2	1-1	0-1	2	1	5	0 13
Beckham		1-1	0-0	4-4	3	1	6	2 13
Osby		1-2	0-0	2-2	0	2	4	0 10
Gay		0-0	0-0	0-0	0	0	0	0 1
Bryant		0-0	0-0	0-0	0	0	0	1 1
Benock		0-4	0-3	0-0	1	1	0	2 14
Luczak		1-1	0-0	0-0	0	0	2	0 1
Augustus		2-3	0-0	3-4	1	0	7	0 7
Bolen		0-0	0-0	0-0	0	0	0	0 1
Bailey		2-3	0-0	0-2	3	3	4	0 13
Team				6				
<b>TOTALS</b>		<b>29-54</b>	<b>4-14</b>	<b>17-24</b>	<b>33</b>	<b>19</b>	<b>79</b>	<b>14 200</b>

Halftime: MSU 32, USA 29. FG%: MSU 53.7%, USA 35.6%. 3FG%: MSU 28.6%, USA 35.7%. FT%: MSU 70.8%, USA 61.9%. Turnovers: MSU 13 (Five with 2), USA 15 (Tilford, Coleman 4). Blocked Shots: MSU 9 (Varnado 6), USA 6 (Douglas 3). Steals: MSU 8 (Turner 2), USA 5 (Five with 1). Officials: Pat Adams, Jeff Nicholls, Ted Valentine. Attendance: 7,889.



## GAME 11

**CINCINNATI 75, MSU 63**

**DEC. 18, 2008 • CINCINNATI, OH**

Things got away from the Mississippi State men's basketball team late in the first half as a half-ending 15-0 run sparked the Cincinnati Bearcats to a 75-63 victory at the U.S. Bank Arena.

The Bulldogs, however, did not go down without a fight. After sprinting to a 47-29 halftime advantage, the Bearcats tacked on the first four points of the final half. MSU then turned up the defensive pressure and ripped off a 19-4 run. Ravern Johnson and Dee Bost each rammed home 3-point baskets during that run. Jarvis Varnado also continued his monster night in the paint. Varnado hit a layup to cap the run, cutting the UC lead to 57-50 with 9:22 remaining.

The Bulldogs would get no closer than seven points on two occasions in the final half.

Varnado led the Bulldogs offensive attack with 24 points and six rebounds in 31 minutes of play. The nation's premier shot blocker also added four blocks. Phil Turner was the other Bulldog in double figures with 12 points.

UC received a game-high 16 points from Deonta Vaughn. Also in double figures were Dion Dixon with 14 points, Yancy Gates with 12 points and Larry Davis with 12 points. Gates added a team-high nine rebounds.

The teams were close for most of the first half. The Bulldogs only held two leads in the game - at 6-5 and 16-15. That final lead came after a 6-0 run, which included a steal and layup by Turner. The Bulldogs closed within 29-27 on a putback with Varnado with 4:38 left in the half.

However after that made basket, it was all Bearcats, who closed the half on a 15-0 run. That run included four different 3-point baskets.

Cincinnati finished with a 41-27 rebounding advantage.

### Mississippi State (7-4)

Player	FG	3FG	FT	RB	PF	PT	A	Min
R. Johnson	f 3-6	1-2	2-3	1	2	9	3	27
Varnado	f 10-13	0-0	4-4	6	3	24	0	31
Bost	g 1-10	0-6	0-1	2	2	2	3	28
Stewart	g 3-8	1-3	0-0	4	4	7	0	33
Turner	g 5-10	2-5	0-1	6	3	12	1	33
Holcombe	0-0	0-0	0-0	2	0	0	0	6
Beckham	0-0	0-0	0-0	1	0	0	4	15
Osby	2-4	0-1	1-1	1	1	5	0	11
Benock	0-1	0-1	0-0	1	0	0	0	7
Bailey	1-3	0-0	2-2	0	0	4	0	9
Team				3				
<b>TOTALS</b>	<b>25-55</b>	<b>4-18</b>	<b>9-12</b>	<b>27</b>	<b>15</b>	<b>63</b>	<b>11</b>	<b>200</b>

### Cincinnati (8-2)

Player	FG	3FG	FT	RB	PF	PT	A	Min
Williams	f 1-3	0-0	2-2	4	4	4	0	18
Bishop	f 0-3	0-1	1-2	3	2	1	5	26
Gates	g 6-13	0-1	0-2	9	3	12	0	22
Dixon	g 3-7	2-4	6-9	3	0	14	1	25
Vaughn	g 6-14	4-11	0-0	7	1	16	6	38
Davis	4-6	4-5	0-0	0	2	12	3	20
Wilks	1-2	0-0	0-0	4	4	2	1	17
Mitchell	2-6	2-5	0-0	0	0	6	0	13
McClain	1-1	0-0	0-0	0	0	2	0	4
Toyloy	1-1	0-0	4-6	4	1	6	4	17
Team				7				
<b>TOTALS</b>	<b>25-56</b>	<b>12-27</b>	<b>13-21</b>	<b>41</b>	<b>17</b>	<b>75</b>	<b>20</b>	<b>200</b>

Halftime: UC 47, MSU 29. FG%: MSU 45.5%, UC 44.6%. 3FG%: MSU 22.2%, UC 44.4%. FT%: MSU 75.0%, UC 61.9%. Turnovers: MSU 13 (Stewart, Beckham 3), UC 15 (Toyloy 4). Blocked Shots: MSU 6 (Varnado 4), UC 2 (McClain 2). Steals: MSU 8 (Turner 3), UC 7 (Vaughn 3). Officials: Ed Corbett, Michael Stephens, Joe Lindsey. Attendance: 5,922.

## GAME 12

**MSU 74, NICHOLLS STATE 68**

**DEC. 22, 2008 • JACKSON, MS**

Junior all-star Jarvis Varnado once again dominated for Mississippi State to lead the Bulldogs to a 74-68 triumph against the Nicholls State Colonels at Jackson's Mississippi Coliseum.

Varnado tied his career high with 24 points on 8-of-9 shooting. Currently leading the nation in blocks per outing with 6 per game, Varnado matched that total against the Colonels to go along with his six rebounds. He is also ranked ninth nationally and second in the Southeastern Conference in rebounding.

Sophomore Ravern Johnson also had a career-best night with eight rebounds to go along with 11 points and two steals. Freshman Dee Bost jumped into the MSU all-time freshman assists Top 10 with six for a total of 55 on the season. Bost also claimed a career-high-tying five rebounds.

Sophomore Phil Turner rounded out State scorers in double digits with 11 on 9-of-12 shooting from the charity stripe coupled with five rebounds.

Nicholls State sophomore Anatoly Bose gave MSU fits from behind the arc, scoring a team-high 20 points on 4-of-6 shooting.

After carrying a comfortable 34-22 advantage out of halftime, Mississippi State stretched its lead to 20 (47-27) at the 16:05 mark with a Stewart trey. Refusing to lose intensity, the Colonels responded with a 16-5 run, capped by a Chris Iles jumper to close the MSU advantage to 61-51 with 6:28 remaining.

The hard work continued for NSU, as Bose hit back-to-back 3s to thin the Bulldog lead to just 68-62 with 2:54 left in the game. Mississippi State would register its last eight points from the free-throw stripe to secure the victory.

### Nicholls State (6-5)

Player	FG	3FG	FT	RB	PF	PT	A	Min
Bathie	f 8-17	2-4	0-0	12	4	18	2	35
Bose	f 5-10	4-6	6-6	7	4	20	1	37
Payne	g 4-10	3-6	0-0	1	4	11	4	31
Hunter	g 2-10	1-5	0-0	3	0	5	0	15
Carter	g 2-4	0-1	0-0	5	5	4	1	32
Iles	3-7	1-3	0-0	3	4	7	1	17
Ford	0-2	0-2	0-0	0	3	0	2	13
Friend	1-5	0-5	0-0	2	0	3	1	13
McCallum	0-0	0-0	0-2	0	1	0	0	7
Team				0				
<b>TOTALS</b>	<b>25-65</b>	<b>12-32</b>	<b>6-8</b>	<b>33</b>	<b>25</b>	<b>68</b>	<b>12</b>	<b>200</b>

### Mississippi State (8-4)

Player	FG	3FG	FT	RB	PF	PT	A	Min
Varnado	f 8-9	0-0	8-11	6	2	24	0	28
R. Johnson	g 4-10	1-3	2-2	8	1	11	2	31
Bost	g 0-1	0-0	3-4	5	1	3	6	33
Stewart	g 3-11	2-6	4-5	3	2	12	4	32
Turner	g 1-3	0-2	9-12	5	1	11	1	33
Beckham	1-1	0-0	0-0	0	1	2	0	7
Osby	1-2	0-1	0-0	2	4	2	0	8
Benock	2-6	2-6	2-2	3	1	8	0	15
Bolen	0-0	0-0	0-0	0	0	0	0	1
B. Johnson	0-1	0-0	1-2	2	0	1	0	12
Team				1				
<b>TOTALS</b>	<b>20-44</b>	<b>5-18</b>	<b>29-38</b>	<b>35</b>	<b>13</b>	<b>74</b>	<b>13</b>	<b>200</b>

Halftime: MSU 34, NSU 22. FG%: MSU 45.5%, NSU 38.5%. 3FG%: MSU 27.8%, NSU 37.5%. FT%: MSU 76.3%, NSU 75.0%. Turnovers: MSU 14 (Turner 4), NSU 12 (Payne 4). Blocked Shots: MSU 8 (Varnado 6), NSU 0. Steals: MSU 7 (R. Johnson, Turner 2), NSU 8 (Carter 6). Officials: Tony Green, Kevin Scott, Patrick Evans. Attendance: 3,421.

## GAME 13

**SAN DIEGO 64, MSU 61 OT**

**DEC. 30, 2008 • STARKVILLE, MS**

In the first overtime session of the season for Mississippi State, the Bulldogs dropped a 64-61 decision at Humphrey Coliseum to the San Diego Toreros.

Tying a season high with 17 points, junior shooting guard Barry Stewart hit 6-of-7 free throws, dished out four assists and registered two steals to lead MSU, while freshman point guard Dee Bost put up 13 points and stole the ball a season-high four times. Sophomore Phil Turner also notched a season-high eight rebounds.

Jarvis Varnado recorded the team's only double-double, his fifth of the year, with 10 points and 13 rebounds. The junior also blocked six shots, placing him as just the fifth player in SEC history to register at least 300 blocks in a career.

Sophomore guard Trumaine Johnson led the Toreros with 17 points on 7-of-17 shooting while senior center Gyno Pomare also pulled down a double-double after scoring 10 points and claiming 15 rebounds.

After trailing 25-24 at halftime, State put together several small runs to gain a 40-32 lead with 14:23 remaining in regulation. San Diego responded with a 15-5 stretch as the game tightened toward the final minute.

A pair of Stewart free throws put MSU ahead 53-49 with 1:01 remaining, but Johnson responded with two free throws to pull within two at the 0:49.3 mark. After an MSU turnover, Pomare tipped the ball in to tie the score at 53-all. State had a chance to win in regulation, but missed three shots under the game in the closing seconds.

The two teams traded buckets for the majority of the extra stanza, but a jumper from junior guard De'Jon Jackson put the Toreros up by four with just 46 seconds left.

### San Diego (7-7)

Player	FG	3FG	FT	RB	PF	PT	A	Min
Pomare	f 4-17	0-0	2-2	15	4	10	3	39
Jones	f 2-7	0-0	4-4	9	3	8	1	37
Ginty	g 3-3	1-1	0-0	3	3	7	0	29
Johnson	g 7-17	0-0	3-4	5	4	17	1	41
Dorr	g 2-4	1-2	0-0	2	1	5	2	37
Lewis	1-1	0-0	0-0	0	0	2	0	6
Brown	0-1	0-1	0-0	0	1	0	0	5
Jackson	5-9	0-0	3-4	4	1	13	1	24
Houston	0-0	0-0	0-2	0	0	0	0	1
Mafra	1-2	0-0	0-0	1	2	2	0	6
Team				1				
<b>TOTALS</b>	<b>25-61</b>	<b>2-4</b>	<b>12-14</b>	<b>40</b>	<b>19</b>	<b>64</b>	<b>8</b>	<b>225</b>

### Mississippi State (8-5)

Player	FG	3FG	FT	RB	PF	PT	A	Min
Varnado	f 4-12	0-0	2-4	13	1	10	0	39
R. Johnson	g 4-10	1-5	0-0	4	1	9	1	37
Bost	g 4-8	2-5	3-6	1	4	13	1	36
Stewart	g 5-13	1-5	6-7	5	2	17	4	40
Turner	g 3-8	0-2	0-0	8	4	6	1	35
Beckham	1-2	0-0	1-4	3	0	3	0	9
Osby	1-3	1-2	0-0	0	0	3	0	10
Benock	0-0	0-0	0-0	1	0	0	0	13
B. Johnson	0-0	0-0	0-0	0	1	0	1	6
Team				1				
<b>TOTALS</b>	<b>22-56</b>	<b>5-19</b>	<b>12-21</b>	<b>36</b>	<b>13</b>	<b>61</b>	<b>9</b>	<b>225</b>

Halftime: USD 25, MSU 24. FG%: MSU 39.3%, USD 41.0%. 3FG%: MSU 26.3%, USD 50%. FT%: MSU 57.1%, USD 85.7%. Turnovers: MSU 16 (Bost 5), USD 14 (Jones 4). Blocked Shots: MSU 8 (Varnado 6), USD 1 (Pomare). Steals: MSU 7 (Bost 4), USD 10 (Johnson 6). Officials: Tony Green, Kevin Scott, Patrick Evans. Attendance: 8,273.

## GAME 14

### MSU 82, HOUSTON 65

JAN. 3, 2009 • STARKVILLE, MS

In its most well-balanced offensive attack of the season, Mississippi State dismantled the visiting Houston Cougars 82-65 at Humphrey Coliseum.

Three Bulldogs scored in double digits, led by sophomore guard Phil Turner's season-high 16 on 6-of-7 shooting from the floor, including a 3-of-4 effort from behind the arc. Fellow sophomore backcourt threat Ravern Johnson added 14 points and three assists while freshman big-man Romero Osby put up 13 after hitting 2-of-3 attempts from long range and grabbed seven boards.

Freshman point guard Dee Bost neared his season highs in both assists with eight and rebounds with six. Star center Jarvis Varnado led the squad with eight rebounds.

Junior guard Aubrey Coleman recorded the game's only double-double for the Cougars with 11 points and 10 rebounds, while fellow junior guard Kelvin Lewis led his team with 16 points on 5-of-20 shooting.

MSU led by as many as 28 points and began both halves on fire, scoring the first eight points of the first and outscoring the Cougars 20-4 in the first nine minutes of the second.

In those first minutes of the second stanza, Houston hit just one of its first 16 attempts from the field to finish the game with a 27.2 percent mark - the second-lowest efficiency for an MSU opponent this season.

The win was Mississippi State's first victory against Houston in six tries, dating back to 1963.

#### Houston (8-3)

Player	FG	3FG	FT	RB	PF	PT	A	Min
Calhoun	f 6-11	2-6	1-1	7	3	15	0	32
Cousin	c 1-9	0-0	4-7	8	2	6	1	22
Lewis	g 5-20	0-7	6-10	5	0	16	1	34
Wade	g 2-9	1-3	3-4	5	5	8	3	28
A. Coleman	g 4-13	0-0	3-5	10	1	11	1	30
S. Coleman	0-0	0-0	0-0	2	1	0	0	2
Nixon	1-3	0-1	2-2	0	0	4	0	13
Mosley	1-4	0-0	0-0	6	1	2	1	13
Williams	1-6	0-1	0-2	4	1	2	0	21
Moukoury	0-1	0-0	0-0	0	1	0	0	1
McGloster	0-0	0-0	1-2	2	4	1	0	4
Team				4				
<b>TOTALS</b>	<b>21-76</b>	<b>3-18</b>	<b>20-33</b>	<b>53</b>	<b>19</b>	<b>65</b>	<b>7</b>	<b>200</b>

#### Mississippi State (9-5)

Player	FG	3FG	FT	RB	PF	PT	A	Min
Varnado	f 1-4	0-0	2-2	8	2	4	1	16
R. Johnson	g 6-15	2-8	0-0	2	2	14	3	35
Bost	g 3-4	1-2	2-2	6	1	9	8	29
Stewart	g 2-7	2-5	1-2	7	3	7	0	24
Turner	g 6-7	3-4	1-2	5	0	16	1	22
Beckham	0-1	0-1	0-1	1	4	0	2	10
Osby	5-13	2-3	1-1	7	2	13	0	17
Gay	1-1	0-0	0-0	0	0	2	0	1
Bryant	0-0	0-0	0-0	0	1	0	0	1
Benock	1-2	1-2	1-2	2	4	4	2	17
Luczak	0-0	0-0	0-0	1	1	0	0	1
Bolen	0-1	0-0	0-0	0	0	0	1	3
B. Johnson	2-3	0-0	2-4	4	2	6	0	10
Bailey	3-7	0-0	1-2	2	3	7	0	14
Team				1				
<b>TOTALS</b>	<b>22-56</b>	<b>5-19</b>	<b>12-21</b>	<b>36</b>	<b>13</b>	<b>61</b>	<b>9</b>	<b>200</b>

Halftime: MSU 43, UH 31. FG%: MSU 46.2%, UH 27.6%. 3FG%: MSU 44.0%, UH 16.7%. FT%: MSU 61.1%, UH 60.6%. Turnovers: MSU 15 (Bost, B. Johnson 4), UH 9 (Calhoun, Cousin, Williams 2). Blocked Shots: MSU 5 (Varnado 3), UH 1 (S. Coleman). Steals: MSU 5 (Five with 1), UH 9 (Wade 4). Officials: Mike Thibodeaux, Terry Moore, Bill Kennedy. Attendance: 8,253.

## GAME 15

### MSU 95, WESTERN KENTUCKY 67

JAN. 5, 2009 • STARKVILLE, MS

Two shooters tallied record-breaking numbers as the Mississippi State Bulldogs exploded on offense to take down reigning Sweet Sixteen participant Western Kentucky Hilltoppers at Humphrey Coliseum.

Ravern Johnson fell just one point shy of his career high of 21 points by halftime and finished the night with 26 on a 6-of-7 mark from behind the arc - the best single-game performance all-time for an MSU player from that range. Johnson helped State match its best single-game team three-point total of 14.

Freshman Dee Bost surpassed his previous high point total with 18 on 7-of-12 shooting and added four rebounds while junior shooting specialist Barry Stewart set a new season mark with 18 points on a 4-of-6 performance from three. Ranked second in the league in rebounding, junior Jarvis Varnado grabbed 10 boards to help State gain a 32-30 rebounding advantage.

After a few close minutes to begin the game, State then held the Hilltoppers scoreless for over six minutes and put up a 17-0 run while forcing WKU to miss eight consecutive shots from the floor. MSU carried a 47-25 lead into the half.

Western Kentucky refused to let up in the second stanza however, and pulled to within 16 several times.

Mississippi State's 66.6 percent mark from the floor was the best single-game offensive efficiency of any Rick Stansbury squad.

#### Western Kentucky (9-5)

Player	FG	3FG	FT	RB	PF	PT	A	Min
Cvor	f 0-2	0-1	2-2	1	0	2	1	26
Pettigrew	c 6-11	1-3	0-1	4	3	13	0	33
Evans	g 8-12	0-0	3-5	10	3	19	0	32
Slaughter	g 7-17	4-7	0-1	3	2	18	1	25
M-Valdez	g 4-14	1-9	0-0	4	2	9	5	39
Kersch	3-6	0-1	0-2	2	0	6	0	15
Sallu	0-1	0-0	0-0	1	1	0	3	7
Walker	0-0	0-0	0-0	0	0	0	0	1
Aguilar	0-2	0-0	0-0	0	0	0	0	5
Komadinic	0-0	0-0	0-0	0	0	0	0	1
Magley	0-2	0-0	0-0	2	1	0	1	15
Maresca	0-0	0-0	0-0	0	0	0	0	1
Team				3				
<b>TOTALS</b>	<b>28-67</b>	<b>6-21</b>	<b>5-11</b>	<b>30</b>	<b>12</b>	<b>67</b>	<b>11</b>	<b>200</b>

#### Mississippi State (10-5)

Player	FG	3FG	FT	RB	PF	PT	A	Min
Varnado	f 2-6	0-0	2-2	10	4	6	1	23
R. Johnson	g 9-10	6-7	2-2	1	1	26	2	30
Bost	g 7-12	2-4	2-3	4	2	18	0	33
Stewart	g 6-9	4-6	2-2	3	1	18	3	32
Turner	g 3-5	0-2	0-0	4	3	6	2	23
Beckham	0-0	0-0	0-0	1	1	0	3	6
Osby	2-4	0-0	0-0	2	1	4	2	16
Gay	1-1	1-1	0-0	0	0	3	0	1
Bryant	0-0	0-0	0-0	0	0	0	1	1
Benock	2-3	1-2	0-0	1	0	5	0	15
Luczak	0-0	0-0	0-0	1	0	0	0	1
Bolen	0-0	0-0	0-0	0	0	0	0	2
B. Johnson	1-1	0-0	1-1	1	1	3	0	4
Bailey	2-2	0-0	2-2	2	3	6	1	13
Team				2				
<b>TOTALS</b>	<b>35-53</b>	<b>14-22</b>	<b>11-12</b>	<b>32</b>	<b>17</b>	<b>95</b>	<b>15</b>	<b>200</b>

Halftime: MSU 47, WKU 25. FG%: MSU 66.0%, WKU 41.8%. 3FG%: MSU 63.6%, WKU 28.6%. FT%: MSU 91.7%, WKU 45.5%. Turnovers: MSU 14 (Bost, 3), WKU 11 (Mendez-Valdez, Sally 3). Blocked Shots: MSU 2 (Varnado, Bailey 1), WKU 2 (Evans 2). Steals: MSU 7 (Stewart 2), WKU 7 (Evans, Sally 2). Officials: Mike Thibodeaux, Gary Maxwell, Tim Gaddis. Attendance: 7,674

## GAME 16

### MSU 70, ARKANSAS 56

JAN. 10, 2009 • FAYETTEVILLE, AR

Mississippi State opened up Southeastern Conference play with an impressive 70-56 win against Arkansas.

The Bulldogs again used the long ball - hitting 11 3-point baskets in the contest. A spirited defensive effort and 13-0 run midway through the second half added up to a huge road win as MSU squad that collected its third straight win.

The Bulldogs won their conference opener for the 17th time in the past 19 seasons and won for a fourth time ever in Fayetteville and third time ever in Bud Walton Arena.

Behind early 3-pointers from Barry Stewart and Ravern Johnson, the Bulldogs sprinted to a 10-2 advantage. Arkansas battled back for a 24-23 advantage on a Michael Washington dunk with 7:19 left in the half. Romero Osby later added a dunk of his own as MSU rebuilt a 30-26 advantage. The Bulldogs held a 34-32 halftime lead.

Arkansas built its largest lead of the game at 41-37 on a 3-point basket by Rotnei Clark with 16:03 left to play. The Bulldogs then slammed the door shut with a 13-0 run, covering the next four minutes of play. Bost hit a pair of 3-point baskets and also had a steal and layup during that run.

Bost and Stewart each had 17 points to pace the Bulldogs' offensive attack. Each guard hit three 3-point baskets. Bost added five assists and a pair of steals, while Stewart added a pair of assists and five rebounds. Jarvis Varnado added 16 points, a team-high nine rebounds and five blocked shots.

The Razorbacks received 18 points from Washington and 14 points from Rotnei Clark. Washington also had a game-high 15 rebounds, including eight offensive boards.

#### Mississippi State (11-4)

Player	FG	3FG	FT	RB	PF	PT	A	Min
R. Johnson	f 2-8	2-6	0-0	4	1	6	2	34
Varnado	c 7-10	0-0	2-2	9	3	16	1	30
Bost	g 6-11	3-6	2-3	5	2	17	5	35
Stewart	g 5-8	3-4	4-6	5	3	17	2	35
Turner	g 2-6	2-6	0-0	1	4	6	1	24
Beckham	0-0	0-0	1-2	3	2	1	1	4
Osby	1-4	0-1	0-0	5	1	2	0	13
Gay	0-0	0-0	0-0	0	0	0	0	1
Benock	1-3	1-3	0-0	2	1	3	1	10
Augustus	0-2	0-1	0-2	1	0	0	0	4
Bailey	1-4	0-0	0-0	2	0	2	0	10
Team				3				
<b>TOTALS</b>	<b>25-56</b>	<b>11-27</b>	<b>9-15</b>	<b>38</b>	<b>17</b>	<b>70</b>	<b>13</b>	<b>200</b>

#### Arkansas (12-2)

Player	FG	3FG	FT	RB	PF	PT	A	Min
Washington	f 8-15	1-3	1-2	15	3	18	0	38
Sanchez	f 1-2	0-0	1-4	2	3	3	0	18
Fortson	g 2-13	0-5	1-4	3	1	5	4	33
Welsh	g 4-16	0-7	0-1	4	4	8	3	37
Clarke	g 5-10	2-6	2-2	3	0	14	0	33
Henry	0-4	0-1	2-2	4	0	2	0	12
Monk	3-4	0-0	0-0	3	1	6	0	17
Moore	0-0	0-0	0-0	0	0	0	0	1
Britt	0-0	0-0	0-0	0	1	0	0	10
Clarke	0-0	0-0	0-0	0	0	0	0	1
Team				3				
<b>TOTALS</b>	<b>23-64</b>	<b>3-22</b>	<b>7-15</b>	<b>42</b>	<b>13</b>	<b>56</b>	<b>7</b>	<b>200</b>

Halftime: UA 32, MSU 34. FG%: MSU 44.6%, UA 35.9%. 3FG%: MSU 40.7%, UA 13.6%. FT%: MSU 60.0%, UA 46.7%. Turnovers: MSU 13 (Beckham 3), UA 14 (Washington 6). Blocked Shots: MSU 5 (Varnado 5), UA 1 (Washington 1). Steals: MSU 4 (Bost 2), UA 5 (Henry 2). Officials: Tom Eades, Anthony Jordan, John Hampton. Attendance: 18,884.

## GAME 17

### MSU 83, ALABAMA 74

JAN. 14, 2009 • STARKVILLE, MS

A pair of double-double efforts powered the Mississippi State Bulldogs to the team's first second-half comeback victory of the season with an 83-74 win against the visiting Alabama Crimson Tide at Humphrey Coliseum.

The win was the fifth-straight for the Bulldogs against their border rival, and sixth victory in the past seven outings.

Junior Jarvis Varnado and freshman Dee Bost recorded the double-doubles for MSU. Varnado grabbed 10 boards and scored 11 points while Bost handed out 10 assists – a tie for his season high – and notched 13 points for MSU's first two double-double performance since last year's matchup against Memphis in the NCAA Tournament.

Sophomore Phil Turner led State scorers with a career-high matching 17 points on 6-of-9 shooting, including 3 of 4 from behind the arc. Junior Barry Stewart added 13 points while freshman Romero Osby put up eight points and six rebounds.

For the Tide, junior guard Mikhail Torrance led the game with 20 points on 6-of-9 shooting while senior guard Gee had 15 on a 7-of-17 effort.

The Bulldogs trailed 36-33 at the break after struggling on offense during the first half. State reeled off a 13-5 run out of halftime to regain the lead at the 17:44 mark with a Stewart trey. During the run, the Bulldogs seemed to be pulling away, gaining their largest lead of 13 with a layup from freshman Twany Beckham at the 6:52 mark to put MSU ahead 72-59.

The Tide responded with a 9-0 run, however, to eventually pull within four with just 1:43 remaining. With several free throws and buckets traded back and forth, the play of the game came with 46.8 seconds left. Stewart stole a Hollinger pass and handed it off to Bost, who hurled it downcourt to a wide-open Varnado, and the resulting jam brought the crowd to its feet and put the score at 75-68.

#### Alabama (11-5, 1-1)

Player	FG	3FG	FT	RB	PF	PT	A	Min
Green	f 5-12	0-0	1-3	10	4	11	0	31
Knox	f 3-6	0-0	0-0	4	3	6	1	22
Hollinger	g 3-7	1-4	0-0	1	2	7	2	31
Gee	g 7-17	0-0	1-2	6	0	15	1	34
Hillman	g 6-15	0-2	0-0	2	3	12	0	34
Torrance	6-9	2-3	6-6	2	4	20	2	22
Steele	1-1	0-0	1-1	0	1	3	2	21
Coleman	0-0	0-0	0-0	2	1	0	0	5
Team				7				
<b>TOTALS</b>	<b>31-67</b>	<b>9-12</b>	<b>36</b>	<b>18</b>	<b>74</b>	<b>8</b>	<b>200</b>	

#### Mississippi State (12-5, 2-0)

Player	FG	3FG	FT	RB	PF	PT	A	Min
Varnado	c 3-6	0-0	5-6	10	1	11	2	27
R. Johnson	g 3-9	1-4	0-0	1	0	7	1	29
Bost	g 3-11	1-5	6-10	2	1	13	10	30
Stewart	g 4-7	4-5	1-2	3	3	13	2	35
Turner	g 6-9	3-4	2-3	3	2	17	1	23
Beckham	1-2	0-1	0-0	2	0	2	1	10
Osby	4-6	0-2	0-0	6	0	8	1	17
Benock	2-4	2-3	0-0	0	0	6	0	16
Bailey	3-4	0-0	0-0	5	6	3	0	13
Team				4				
<b>TOTALS</b>	<b>29-58</b>	<b>11-24</b>	<b>14-21</b>	<b>34</b>	<b>10</b>	<b>83</b>	<b>18</b>	<b>200</b>

Halftime: MSU 33, UA 36. FG%: MSU 50.0%, UA 46.3%. 3FG%: MSU 45.8%, UA 33.3%. FT%: MSU 66.7%, UA 75%. Turnovers: MSU 13 (Varnado, Bost, Bailey 3), UA 13 (Green 3). Blocked Shots: MSU 10 (Varnado, Turner 3), UA 1 (Hillman 1). Steals: MSU 8 (Stewart 3), UA 7 (Gee 3). Officials: Gary Maxwell, Mike Vance, Mark Whitehead. Attendance: 10,299.

## GAME 18

### MSU 73, VANDERBILT 66

JAN. 17, 2009 • STARKVILLE, MS

With a 73-66 victory Vanderbilt, Mississippi State coach Rick Stansbury moved into Mississippi State's top spot with 90 Southeastern Conference victories.

Call it a complete win for the Bulldogs.

State was led by standout sophomore shooting guard Ravern Johnson, who tied for game high with 18 points on a 4-of-6 effort from behind the arc. Freshman point guard Dee Bost, ranked third in the conference with 4.65 assists per game, handed out six and brought down 16 points. The final outstanding underclassman performance was provided by Phil Turner, who registered a career-high four steals and shot 4-of-7 from the field for 14 points.

For the Commodores, freshman forward Jeffrey Taylor led the team with 18 points on 8-of-14 shooting, while reigning co-SEC Freshman of the Year A.J. Ogilvy pulled down 14 points and six rebounds.

MSU trailed the majority of the first half but pushed ahead late to hold a 32-27 advantage at the break.

After a tight first few minutes to open the second frame, Mississippi State reeled off a 14-3 run and stretched its lead to 60-44 with a layup from freshman Romero Osby. Holding a solid two-possession lead throughout the remainder of the half, Vanderbilt challenged down the stretch, pulling within six with 1:51 remaining on 3-pointer by Jermaine Beal.

A clutch performance from the charity stripe in the final minute for MSU served as the deciding factor, sealing the victory. State ended the game hitting 18-of-22 free throws for 81.1 percent.

#### Vanderbilt (12-5, 1-2)

Player	FG	3FG	FT	RB	PF	PT	A	Min
McClellan	f 1-3	0-10	0-0	4	1	2	1	21
Taylor	f 8-14	2-3	0-1	4	4	18	4	35
Ogilvy	c 6-9	0-0	2-3	6	4	14	1	26
Beal	g 5-12	1-5	3-4	3	4	14	1	30
Tinsley	g 5-8	2-3	0-0	3	1	12	2	33
Hinkle	0-0	0-0	0-0	0	0	0	1	2
Ezeli	1-2	0-0	0-0	4	1	2	0	13
Goulbourne	1-6	0-3	0-0	6	1	2	0	18
Graham	0-1	0-1	0-0	0	0	0	0	1
Tchiengang	1-5	0-1	0-0	3	1	2	0	9
Drake	0-2	0-1	0-0	1	3	0	1	12
Team				3				
<b>TOTALS</b>	<b>28-62</b>	<b>5-18</b>	<b>5-8</b>	<b>37</b>	<b>20</b>	<b>66</b>	<b>10</b>	<b>200</b>

#### Mississippi State (13-5, 3-0)

Player	FG	3FG	FT	RB	PF	PT	A	Min
Varnado	c 4-5	0-0	0-0	6	4	8	0	25
R. Johnson	g 6-12	4-6	2-2	5	3	18	1	37
Bost	g 4-8	0-3	8-9	5	1	16	6	35
Stewart	g 3-9	1-5	0-1	2	0	7	3	36
Turner	g 4-7	2-3	4-4	3	2	14	3	27
Beckham	0-1	0-0	0-0	3	0	0	1	5
Osby	1-3	0-0	0-0	2	0	2	0	13
Benock	0-1	0-1	1-2	1	0	1	0	7
B. Johnson	0-0	0-0	1-2	0	0	1	0	5
Bailey	2-4	0-0	2-2	0	1	6	0	10
Team				7				
<b>TOTALS</b>	<b>24-50</b>	<b>7-18</b>	<b>18-22</b>	<b>28</b>	<b>11</b>	<b>73</b>	<b>14</b>	<b>200</b>

Halftime: MSU 32, VU 27. FG%: MSU 48.0%, VU 45.2%. 3FG%: MSU 38.9%, VU 27.8%. FT%: MSU 81.8%, VU 62.5%. Turnovers: MSU 12 (Varnado 3), VU 17 (Ogilvy, Tinsley 3). Blocked Shots: MSU 6 (Varnado 3), VU 3 (Ogilvy 2). Steals: MSU 10 (Turner 4), VU 6 (Beal 2). Officials: Tony Greene, Anthony Jordan, Pat Adams. Attendance: 9,268.

## GAME 19

### LSU 81, MISSISSIPPI STATE 57

JAN. 21, 2009 • BATON ROUGE, LA

Another monster night by LSU's Marcus Thornton proved too much for the Mississippi State.

After scoring 38 points last season in MSU's Humphrey Coliseum, Thornton poured in 31 more points as the Tigers rolled 81-57 at the Pete Maravich Assembly Center.

MSU saw its modest five-game win streak snapped. Meanwhile, LSU stretched its home court win streak to 17-straight games, including the first 14 games of this season.

MSU had actually won the last four in this lengthy series, including the last two played in this building. Wednesday would prove much different. The Bulldogs never led in this contest. MSU did trim a 13-point first-half deficit, trailing only 36-30 at the halftime. A Jarvis Varnado dunk meant the Bulldogs only trailed 38-35 with 18:42 left in the contest.

From there, it was all Thornton all the time, who tallied his sixth 30-plus point performance in his two years with the Tigers. Thornton and Bo Spencer hit back-to-back 3-point baskets during an 11-0 run as the Tigers grabbed a 49-35 lead. Thornton then reeled off three straight treys as the Tigers pretty much removed all doubt from the contest.

The long-range bombing eventually allowed the hosts to stretch that 11-0 run into a 27-7 run. This spree allowed the Tigers to open a 65-42 advantage with 11:38 remaining.

LSU held a whopping 44-24 advantage in rebounding. The Bulldogs had nine assists and 11 turnovers, while the Tigers had 16 assists and 11 turnovers.

Varnado led the MSU offensive attack with 18 points. For LSU, Tasmin Mitchell followed Thornton with 24 points.

#### Mississippi State (13-6, 3-1)

Player	FG	3FG	FT	RB	PF	PT	A	Min
R. Johnson	f 2-10	2-7	4-4	3	0	10	3	36
Varnado	c 8-14	0-0	2-2	4	2	18	0	25
Bost	g 0-6	0-2	2-2	1	2	2	2	30
Stewart	g 2-6	2-6	3-5	3	1	9	1	26
Turner	g 2-3	0-1	0-0	3	2	4	0	28
Beckham	0-4	0-1	0-0	1	1	0	2	10
Osby	3-4	1-1	0-0	3	2	7	0	12
Benock	0-2	0-2	1-2	2	4	1	1	18
B. Johnson	1-1	0-0	2-3	3	2	4	0	9
Bailey	1-2	0-0	0-0	0	1	2	0	6
Team				7				
<b>TOTALS</b>	<b>19-52</b>	<b>5-20</b>	<b>14-18</b>	<b>24</b>	<b>17</b>	<b>57</b>	<b>9</b>	<b>200</b>

#### LSU (15-3, 1-1)

Player	FG	3FG	FT	RB	PF	PT	A	Min
Mitchell	f 9-13	0-0	6-6	2	0	24	1	30
Johnson	c 1-5	0-0	0-0	12	1	2	2	25
M. Thornton	g 10-18	5-8	6-8	5	3	31	1	32
Spencer	g 3-8	3-4	0-0	4	1	9	3	32
Temple	g 2-6	0-2	0-0	8	3	4	6	30
Graham	0-0	0-0	0-0	2	1	0	1	3
Bass	0-0	0-0	0-0	0	1	0	1	6
Martin	1-5	0-3	0-0	3	2	2	1	17
Kinsley	0-1	0-0	0-0	0	1	0	0	2
Warren	2-2	0-0	1-1	0	1	5	0	5
Farrer	0-1	0-1	0-0	1	0	0	0	5
Q. Thornton	1-1	0-0	2-4	3	4	4	1	13
Team				4				
<b>TOTALS</b>	<b>29-60</b>	<b>8-18</b>	<b>15-19</b>	<b>44</b>	<b>18</b>	<b>81</b>	<b>16</b>	<b>200</b>

Halftime: MSU 30, LSU 36. FG%: MSU 36.5%, LSU 48.3%. 3FG%: MSU 25.0%, LSU 44.4%. FT%: MSU 77.8%, LSU 81.8%. Turnovers: MSU 11 (Bost 4), LSU 11 (Johnson 4). Blocked Shots: MSU 2 (B. Johnson, Turner 1), LSU 4 (Johnson 2). Steals: MSU 6 (R. Johnson, Stewart 2), LSU 8 (Mitchell, Temple 3). Officials: Tony Greene, J.B. Caldwell, Rick Crawford. Attendance: 11,709.



## GAME 20

### MISSISSIPPI STATE 67, GEORGIA 61 JAN. 24, 2009 • ATHENS, GA

Mississippi State built a 19-point lead and later held on for a 67-61 victory against the Georgia Bulldogs at Stegeman Coliseum.

Ravarn Johnson opened a monster night by draining a 3-point basket on his first shot attempt. After a basket by Jarvis Varnado, steal by Barry Stewart and layup by Phil Turner, the visiting Bulldogs had sprinted to a 7-0 lead.

The advantage swelled to 15-2 less than two minutes later when Turner drained a 3-point basket. A 3-point basket by UGA's Ricky McPhee cut the lead to 19-11. The M-State Bulldogs would eventually hit four of their first six shots from 3-point range and opened the game's largest lead at 30-11 with 9:05 remaining in the half.

Behind a 3-point basket by Trey Tompkins and a pair of baskets by Corey Butler, the hosts slowly climbed back into the contest. Despite an amazing 16 first-half turnovers, Georgia ended the half on a 15-6 run and only trailed 36-24 at the intermission.

Still, UGA had one last stand. A 3-pointer by Dustin Ware cut the deficit to 64-61 with 21 seconds remaining. However, UGA missed five of its final six shots and MSU hit enough free throws to seal the victory.

For the contest, MSU hit 23-of-56 shots from the field, 9-of-24 shots from 3-point range and 12-of-19 shots from the foul line. UGA held a 41-32 rebounding advantage. MSU had eight assists and 13 turnovers, while UGA had seven assists and 22 turnovers.

Johnson led MSU with 21 points - all in the opening half.

McPhee paced UGA with 15 points, while Dustin Ware scored 14.

#### Mississippi State (14-6, 4-1)

Player	FG	3FG	FT	RB	PF	PT	A	Min
R. Johnson g	8-15	5-8	0-0	0	0	21	0	33
Bost g	2-8	1-4	0-1	4	2	5	3	30
Stewart g	1-9	1-6	3-4	3	2	6	0	32
Turner g	3-7	2-5	5-6	4	2	13	1	28
Varnado c	6-7	0-0	2-3	8	1	14	2	30
Beckham	1-2	0-0	2-3	2	0	4	0	10
Osby	0-1	0-1	0-2	1	1	0	0	6
Benock	0-0	0-0	0-0	0	0	0	2	9
B. Johnson	2-3	0-0	0-0	0	3	4	0	12
Bailey	0-4	0-0	0-0	6	0	0	0	10
Team				4				
<b>TOTALS</b>	<b>23-56</b>	<b>9-24</b>	<b>12-19</b>	<b>32</b>	<b>11</b>	<b>67</b>	<b>8</b>	<b>200</b>

#### Georgia (9-10, 0-4)

Player	FG	3FG	FT	RB	PF	PT	A	Min
Ware g	5-11	2-5	2-2	5	2	14	2	37
Swansey g	1-2	0-0	0-0	0	0	2	0	10
Butler f	2-7	0-3	0-0	5	4	4	1	32
Woodbury f	4-9	0-2	0-0	6	1	8	1	25
Jackson c	0-3	0-0	0-0	1	2	0	0	11
Barnes	0-0	0-0	0-0	3	2	0	0	11
McPhee	5-8	5-7	0-0	5	2	15	1	24
Leslie	0-2	0-0	1-2	2	2	1	0	8
Thompkins	1-8	1-6	4-4	6	0	7	0	22
Price	4-7	1-1	1-2	4	2	10	2	21
Team				4				
<b>TOTALS</b>	<b>22-57</b>	<b>9-24</b>	<b>8-10</b>	<b>41</b>	<b>17</b>	<b>61</b>	<b>7</b>	<b>200</b>

Halftime: MSU 36, UGA 24. FG%: MSU 41.1%, UGA 38.6%. 3FG%: MSU 37.5%, UGA 37.5%. FT%: MSU 63.2%, UGA 80.0%. Turnovers: MSU 13 (Varnado, R. Johnson 3), UGA 22 (Price 5). Blocked Shots: MSU 4 (Varnado 4), UGA 2 (Barnes, Price 1). Steals: MSU 13 (Varnado 4), UGA 7 (Butler, Thompkins, Ware 2). Officials: Gary Maxwell, Doug Simons, Brett Barnaky. Attendance: 8,326.

## GAME 21

### OLE MISS 67, MISSISSIPPI STATE 63 JAN. 31, 2009 • STARKVILLE, MS

Mississippi State could not overcome a strong second half by Ole Miss, as the Bulldogs dropped a 67-63 decision at Humphrey Coliseum.

The home crowd of 10,475 (fourth largest in school history) saw the Rebels snap a 10-game losing streak here.

Saturday proved much different as Ole Miss won here for the first time since 1998. The Rebels overcame a 37-33 halftime deficit, taking the lead for good at the 14:33 mark. The Rebels extended the lead to eight points (63-55) with 3:43 remaining before snuffing out State's final threat.

MSU opened the game by scoring the first nine points in the contest. A 3-point basket by Phil Turner extended the lead to 12-2. The Bulldogs maintained that early momentum, taking the game's largest lead at 25-12 on a 3-pointer by Barry Stewart with 10:32 left in the opening half.

From there, the Rebels pieced together a solid stretch to get back into the contest. A 3-pointer by Terrico White capped a 16-2 UM run and gave the Rebels their first lead, at 28-27 with 5:18 left before halftime.

The Rebels opened the game's final half on a 15-7 run and did not trail the remainder of the way.

For the contest, the Bulldogs hit 17-of-54 shots from the field (31.5 percent), 9-of-31 shots from 3-point range (29.0 percent) and 20-of-26 shots from the foul line (76.9 percent). The Rebels hit 24-of-58 shots (41.4 percent), 9-of-25 shots from 3-point range (36.0 percent) and were 10 of 15 from the foul line (66.7 percent).

The Bulldogs were out-rebounded 42-33 on the boards. MSU had 12 assists and 12 turnovers.

Terrico White paced Ole Miss with 18 points, while David Huertas added 16 points. Ravarn Johnson led MSU with 20 points - 15 coming in the opening half. Dee Bost followed with 13 points, while Barry Stewart added 10 points. Jarvis Varnado had a team-high 15 rebounds and one block.

#### Ole Miss (12-9, 3-4)

Player	FG	3FG	FT	RB	PF	PT	A	Min
Henry f	0-3	0-0	0-0	1	3	0	1	12
M. White f	5-7	0-0	1-1	5	4	11	0	26
T. White g	7-14	4-8	0-2	5	4	18	1	36
Graham g	4-7	1-3	4-4	3	3	13	2	33
Huertas g	5-16	3-9	3-4	7	4	16	2	37
Bogan	0-2	0-1	0-0	2	0	0	2	13
Holloway	2-5	0-0	1-2	7	0	5	0	25
Cranston	1-4	1-4	1-2	4	4	4	0	18
Team				8				
<b>TOTALS</b>	<b>24-58</b>	<b>9-25</b>	<b>10-15</b>	<b>42</b>	<b>22</b>	<b>67</b>	<b>8</b>	<b>200</b>

#### Mississippi State (14-7, 4-2)

Player	FG	3FG	FT	RB	PF	PT	A	Min
Varnado c	2-5	0-0	4-6	15	1	8	4	33
R. Johnson g	7-12	4-8	2-2	3	4	20	2	28
Bost g	3-11	2-6	5-6	0	2	13	3	32
Stewart g	2-9	2-7	4-4	3	5	10	0	31
Turner g	1-6	1-5	2-2	5	2	5	0	25
Beckham	0-2	0-1	0-0	2	0	0	3	8
Osby	1-4	0-1	0-2	2	0	2	0	15
Benock	0-3	0-3	0-0	0	2	0	0	21
Augustus	1-2	0-0	3-4	1	0	5	0	7
Team				2				
<b>TOTALS</b>	<b>17-54</b>	<b>9-31</b>	<b>20-26</b>	<b>33</b>	<b>16</b>	<b>63</b>	<b>12</b>	<b>200</b>

Halftime: MSU 37, UM 33. FG%: UM 41.4%, MSU 31.5%. 3FG%: UM 36.0%, MSU 29.0%. FT%: UM 66.7%, MSU 76.9%. Turnovers: MSU 17 (Huertas 6), MSU 12 (Varnado 4). Blocked Shots: UM 1 (Graham 1), MSU 4 (Osby 2). Steals: UM 3 (Huertas, M. White, T. White 1), MSU 10 (Bost, Stewart 3). Officials: Mike Nance, Mike Stuart, Mark Whitehead. Attendance: 10,475.

## GAME 22

### MISSISSIPPI STATE 66, KENTUCKY 57 FEB. 3, 2009 • LEXINGTON, KY

Mississippi State matched a school record by hitting 14 3-pointers in a stunning 66-57 at Kentucky's Rupp Arena.

MSU won on the UK campus for the first time since 1995 and for only the second time ever in Rupp Arena. The Bulldogs have now won five times all-time in Lexington with this being the largest margin of victory there.

The Bulldogs have now won three straight meetings from the Wildcats for the first time in school history. In this contest, there were no ties and the Bulldogs never trailed.

The Bulldogs shot a season-best in conference play 51.9 percent from 3-point range. The Bulldogs hit 14 of 27 shots from behind the arc. MSU has now hit 14 3-point attempts in six different ballgames.

Tuesday's contest started out as a defensive struggle. MSU scored the first eight points of the contest. UK missed its first nine shots before breaking the ice at the 13:59 mark of the first half. The Wildcats then battled back from an 11-2 deficit with eight straight points. Still, MSU never lost the momentum. A Ravarn Johnson 3-point basket gave MSU a 23-16 advantage.

The Bulldogs led 37-24 at halftime. Again Johnson had the hot hand, draining a 3-pointer as the first half ran out.

In the second half, MSU held three different 13-point advantages, including a 43-30 lead with 15:04 remaining. UK then sparked the home crowd with a 10-0 run, cutting the deficit to 43-40 with 11:02 remaining.

From there, the Bulldogs reeled off a stunning 18-5 run to open the game's largest advantage at 61-45 with 3:08 left. After hitting nine 3-point baskets in the opening half, the Bulldogs hit four during the game clinching run.

#### Mississippi State (15-7, 5-2)

Player	FG	3FG	FT	RB	PF	PT	A	Min
Varnado c	2-6	0-0	2-4	12	4	6	0	30
R. Johnson g	6-9	5-8	0-0	5	1	17	0	36
Bost g	4-10	2-6	0-1	4	1	10	4	35
Stewart g	4-10	3-4	2-2	0	1	13	2	33
Turner g	6-13	4-9	2-3	8	3	18	3	37
Beckham	1-1	0-0	0-0	1	1	2	0	5
Osby	0-0	0-0	0-0	0	0	0	0	3
Benock	0-0	0-0	0-0	0	0	0	0	7
Bolen	0-0	0-0	0-0	0	0	0	0	1
B. Johnson	0-1	0-0	0-0	0	0	0	0	3
Bailey	0-2	0-0	0-0	1	1	0	0	10
Team				2				
<b>TOTALS</b>	<b>23-52</b>	<b>14-27</b>	<b>6-10</b>	<b>33</b>	<b>12</b>	<b>66</b>	<b>9</b>	<b>200</b>

#### Kentucky (16-7, 5-3)

Player	FG	3FG	FT	RB	PF	PT	A	Min
Stevenson f	2-6	0-0	2-2	6	3	6	0	28
Patterson c	6-12	0-0	3-3	9	2	15	0	37
Harris g	0-2	0-0	0-0	3	0	0	0	6
Porter g	2-7	1-5	0-0	2	0	5	0	22
Meeks g	6-15	1-4	2-3	0	1	15	0	37
Miller	3-7	0-1	1-2	3	2	7	5	31
Galloway	0-1	0-1	1-2	2	1	1	2	2
Slone	0-1	0-1	2-2	2	2	2	0	5
Liggins	2-6	2-2	0-0	2	2	6	2	19
Harrellson	0-2	0-0	0-0	4	1	0	0	13
Team				5				
<b>TOTALS</b>	<b>21-59</b>	<b>4-14</b>	<b>11-14</b>	<b>38</b>	<b>14</b>	<b>57</b>	<b>9</b>	<b>200</b>

Halftime: MSU 37, UK 24. FG%: MSU 44.2%, UK 35.6%. 3FG%: MSU 45.5%, UK 28.6%. FT%: MSU 60.0%, UK 78.6%. Turnovers: MSU 16 (R. Johnson 5), UK 15 (Patterson 6). Blocked Shots: MSU 13 (Varnado 7), UK 4 (Patterson 2). Steals: MSU 8 (Bost, Turner 3), UK 8 (Miller 3). Officials: Ted Valentine, Ed Corbett, Antinio Petty. Attendance: 21,940.

## GAME 23

### MISSISSIPPI STATE 86, ARKANSAS 77 FEB. 7, 2009 • STARKVILLE, MS

Despite a 15-point deficit at the half, Mississippi State stormed back in the second frame behind a school-record 16 3-pointers to defeat Arkansas 86-77.

The fifteen-point deficit was the largest overcome by MSU this season, as the win also handed State a season sweep of the Razorbacks, its first since 2005.

Dee Bost set a new season standard with 25 points on 6-of-8 shooting from behind the arc while also dishing out seven assists without any turnovers. Sophomore Phil Turner pulled down the game's only double-double with 16 points on a 4-of-6 performance from behind the arc and claimed a game-high 11 rebounds. Both players set new personal marks for most 3s drained in a game.

Barry Stewart scored a season-high 22 points and was 9 of 10 from the charity stripe. Fellow junior Jarvis Varnado, who leads the nation in blocks, swatted seven, scored 10 points and grabbed eight boards.

Courtney Fortson led the Razorbacks with 19 points. Three other Arkansas players scored in double digits, including junior big-man Michael Washington, who had 14 to go along with his seven rebounds.

The Bulldogs couldn't stop the Razorbacks in the first half, as they hit 62.8 percent of their shots.

A series of huge runs inched State closer in the second half, however, as MSU opened the frame on a 12-2 run. A trey from sophomore Riley Benock sparked an even bigger push for State later in the half, as Benock brought down another three with 8:11 remaining to give the Bulldogs their first lead of the game on their way to a 17-2 run.

From that point, MSU never trailed again.

#### Arkansas (13-8, 1-7)

Player	FG	3FG	FT	RB	PF	PT	A	Min
Washington f	5-12	1-3	3-4	7	4	14	0	31
Henry f	4-7	2-3	0-0	5	3	10	0	23
Fortson g	8-14	2-3	1-2	2	3	19	7	34
Welsh g	5-12	3-6	1-2	2	2	14	1	35
Clarke g	4-13	4-10	0-0	1	0	12	1	34
Moore	0-1	0-0	1-2	1	3	1	0	5
Britt	0-0	0-0	0-0	1	1	0	0	12
Sanchez	0-0	0-0	4-6	7	4	4	0	19
Clark	1-1	0-0	1-2	2	0	3	1	7
Team				3				
<b>TOTALS</b>	<b>27-60</b>	<b>12-25</b>	<b>11-18</b>	<b>31</b>	<b>20</b>	<b>77</b>	<b>10</b>	<b>200</b>

#### Mississippi State (16-7, 6-2)

Player	FG	3FG	FT	RB	PF	PT	A	Min
Varnado c	4-7	0-0	2-2	8	4	10	1	27
R. Johnson g	0-6	0-3	0-0	2	0	0	0	25
Bost g	9-14	6-8	1-2	3	2	25	7	38
Stewart g	5-12	3-8	9-10	5	3	22	3	36
Turner g	5-7	4-6	2-2	11	4	16	1	27
Beckham	0-0	0-0	0-0	0	0	0	0	2
Osby	0-1	0-0	0-2	1	1	0	0	10
Benock	3-4	3-4	0-0	1	0	9	1	17
B. Johnson	2-4	0-0	0-1	3	1	4	2	11
Bailet	0-0	0-0	0-0	0	0	0	0	7
Team				1				
<b>TOTALS</b>	<b>28-55</b>	<b>16-29</b>	<b>14-19</b>	<b>35</b>	<b>15</b>	<b>86</b>	<b>15</b>	<b>200</b>

Halftime: UA 51, MSU 36. FG%: UA 45.0%, MSU 50.9%. 3FG%: UA 48.0%, MSU 55.2%. FT%: UA 61.1%, MSU 73.7%. Turnovers: UA 12 (Fortson, Washington 4), MSU 12 (Stewart 5). Blocked Shots: UA 2 (Fortson, Washington 1), MSU 11 (Varnado 7). Steals: UA 5 (Fortson 3), MSU 4 (Bailey, B. Johnson, R. Johnson, Varnado 1). Officials: Tony Greene, Antinio Petty, Pat Adams. Attendance: 7,421.

## GAME 24

### LSU 97, MISSISSIPPI STATE 94 (2OT) FEB. 11, 2009 • STARKVILLE, MS

In Mississippi State's first double-overtime thriller since the 1997-98 season, the LSU Tigers squeaked by the Bulldogs 97-94 at Humphrey Coliseum.

All-SEC junior Jarvis Varnado easily surpass his previous career high with 31 points to go along with his eight rebounds and six blocks. Reigning SEC Freshman of the Week Dee Bost followed with 20 points.

Senior Brian Johnson pulled down a season-high seven points and four rebounds while sophomore Phil Turner matched a career high with 11 rebounds and three assists. Junior Barry Stewart scored 10 points.

Tasmin Mitchell had 41 points and 11 rebounds.

State trailed 26-31 at the break but finally tied the game at the 11:30 mark at 48-apiece on two made free throws from Turner. The game remained tight throughout, as the score was again tied at 72-all on a Varnado free throw.

MSU was never able to possess the lead in the first overtime. Senior guard Terry Martin was sent to the line with 1:04 remaining and the LSU advantage at 81-80 with the opportunity to put the game at three points. After making the first, a lane violation was called against the Tigers, and Stewart then scored on a layup to tie the game at 82.

In State's first made trey in over 16 minutes of play, Riley Benock drained a bomb to give MSU its first lead since early in the second half at 85-84 with 3:49 remaining. LSU scored the next seven points to go up 91-85 with 1:47 left. Five free throws from sophomore Elgin Bailey and a three from Bost tied the game again, this time at 93, with 52 seconds remaining. The Tigers scored five of the game's final six points, including three free throws, to put LSU up by three.

#### LSU (20-4, 8-1)

Player	FG	3FG	FT	RB	PF	PT	A	Min
Mitchell f	12-15	2-2	15-18	11	4	41	5	49
Johnson c	0-5	0-0	0-0	4	5	0	0	16
M. Thornton g	6-19	3-8	4-6	10	3	19	3	49
Spencer g	5-10	3-5	2-2	1	1	15	3	30
Temple g	1-8	0-4	0-0	7	4	2	3	34
Bass	0-0	0-0	0-3	2	0	0	2	9
Martin	4-7	2-2	1-1	5	5	11	0	31
Warren	2-3	0-0	3-5	2	5	7	1	13
Farrer	0-0	0-0	1-2	1	0	1	0	1
Q. Thornton	0-1	0-0	1-2	3	5	1	0	18
Team				6				
<b>TOTALS</b>	<b>30-68</b>	<b>10-21</b>	<b>27-39</b>	<b>52</b>	<b>32</b>	<b>97</b>	<b>17</b>	<b>250</b>

#### Mississippi State (16-8, 6-3)

Player	FG	3FG	FT	RB	PF	PT	A	Min
Varnado c	10-18	0-1	11-13	8	5	31	1	30
R. Johnson g	2-6	1-4	0-0	1	0	5	2	30
Bost g	4-17	2-7	10-12	3	0	20	2	47
Stewart g	1-13	0-4	8-8	9	4	10	1	44
Turner g	1-8	0-4	2-2	11	2	4	3	41
Beckham	0-0	0-0	0-0	0	0	0	1	3
Osby	1-2	0-0	3-6	4	3	5	0	10
Benock	1-4	1-3	0-0	1	5	3	1	23
Augustus	1-1	1-1	0-0	1	0	3	0	3
B. Johnson	3-7	0-0	1-3	4	5	7	0	14
Bailey	0-1	0-0	6-8	0	1	6	0	5
Team				8				
<b>TOTALS</b>	<b>24-77</b>	<b>5-24</b>	<b>41-52</b>	<b>50</b>	<b>25</b>	<b>94</b>	<b>11</b>	<b>250</b>

Halftime: LSU 31, MSU 26. FG%: LSU 44.1%, MSU 31.2%. 3FG%: LSU 47.6%, MSU 20.8%. FT%: LSU 69.2%, MSU 78.8%. Turnovers: LSU 21 (Temple, M. Thornton 6), MSU 11 (Bost 4). Blocked Shots: LSU 9 (Johnson 4), MSU 10 (Varnado 6). Steals: LSU 6 (Mitchell 2), MSU 10 (Bost, Stewart 3). Officials: Roger Ayers, Doug Shows, Burt Smith. Attendance: 9,226.

## GAME 25

### AUBURN 91, MISSISSIPPI STATE 76 FEB. 14, 2009 • AUBURN, AL

Mississippi State erased a 17-point first-half deficit Saturday afternoon, but it wasn't enough in a 91-76 loss to Auburn at Beard-Eaves Memorial Coliseum.

Tigers guard Tay Waller scored a career-high 32 points and the Tigers posted their highest points total as a team for the season. Defensively, MSU gave up 13 3-point baskets - the most by a Bulldogs' opponent this season.

Auburn snapped a four-game losing streak in the series and beat MSU on the Plains for the first time in three seasons.

Auburn established its offensive presence early in the contest, hitting six of its first seven 3-point attempts from the field. Waller hit his first five 3-point baskets.

Auburn lead to as many as 17 points, at 32-15 with 11:09 left in the opening half. From there, MSU supplied most of the offensive firepower for the rest of the half.

Behind explosive 3-point shooting from Dee Bost and Barry Stewart, the Bulldogs stormed back. A 25-8 MSU run caught teams back up 40-40 with 1:07 left in the half.

The Tigers lead 42-40 at the break.

Waller then hit his sixth 3-pointer of the contest to give Auburn a 45-40 advantage half a minute into the final half. MSU then reeled off a 10-0 run taking its first lead of the second half and second lead of the contest. A free throw by Dee Bost gave the Bulldogs a 46-45 lead - it was their first advantage in the contest since a 2-0 lead earned on the game's opening possession.

Auburn quickly righted the ship and again found the shooting touch from long range. Including two more by Waller, the Tigers rammed home five of their first six 3-point shot attempts in the final half. An 18-4 run allowed the hosts to push back in front, 63-54 with 12:45 left in the contest.

The Bulldogs could get no closer than four points.

#### MSU (16-9, 6-4)

Player	FG	3FG	FT	RB	PF	PT	A	Min
Varnado c	7-15	0-0	6-7	5	3	20	0	30
R. Johnson g	5-14	1-8	0-0	4	3	11	1	32
Bost g	4-11	4-8	1-3	4	2	13	2	31
Stewart g	6-12	3-8	3-4	5	4	18	1	33
Turner g	3-10	2-9	0-0	9	3	8	4	33
Beckham	0-3	0-0	0-0	5	0	0	0	9
Osby	1-1	0-0	0-0	2	1	2	0	7
Benock	0-1	0-1	0-0	0	1	0	0	11
B. Johnson	0-1	0-0	0-0	0	1	0	0	7
Bailey	1-1	0-0	0-0	0	1	2	0	3
Team				2				
<b>TOTALS</b>	<b>28-72</b>	<b>10-35</b>	<b>10-14</b>	<b>37</b>	<b>20</b>	<b>76</b>	<b>8</b>	<b>200</b>

#### Auburn (16-9, 5-5)

Player	FG	3FG	FT	RB	PF	PT	A	Min
Barber f	2-7	0-0	7-8	8	4	11	1	31
Reed g	5-10	3-6	3-6	7	1	16	6	37
Barrett g	2-8	0-1	2-4	0	0	6	2	24
Robertson g	0-1	0-1	0-0	3	1	0	2	15
Waller g	10-15	8-12	4-5	9	2	32	2	32
Hargrove	1-4	0-1	2-2	1	1	4	1	25
Sullivan	5-9	2-6	2-2	4	3	14	2	27
Knox	2-2	0-0	4-5	3	2	8	0	9
Team				4				
<b>TOTALS</b>	<b>27-56</b>	<b>13-27</b>	<b>24-32</b>	<b>39</b>	<b>14</b>	<b>91</b>	<b>16</b>	<b>200</b>

Halftime: MSU 40, AU 42. FG%: MSU 38.9%, AU 48.2%. 3FG%: MSU 28.6%, AU 48.1%. FT%: MSU 71.4%, AU 75.0%. Turnovers: MSU 11 (Bost 3), AU 10 (Reed, Sullivan 2). Blocked Shots: MSU 4 (Varnado 4), AU 4 (Barber 2). Steals: MSU 8 (Stewart 3), AU 5 (Reed 2). Officials: Rick Hartzell, Mike Thibodeaux, John Hampton. Attendance: 6,451.

## GAME 26

### MISS. STATE 75, SOUTH CAROLINA 70 FEB. 18, 2009 • STARKVILLE, MS

A career night from sophomore Phil Turner powered Mississippi State Bulldogs to a 75-70 victory against South Carolina at Humphrey Coliseum to remain a perfect 4-0 against the SEC's Eastern Division.

Turner notched his third career double-double and set new career highs in both rebounds, with 14, and steals, with six, to complement his 16 points on 7-of-11 shooting.

Leading all scorers was standout sophomore Ravern Johnson with 20 points on a 4-of-10 mark from downtown along with four rebounds. SEC Freshman of the Year candidate Dee Bost added 14 points, six rebounds and five assists, and experienced junior Barry Stewart finished with 10 points and seven rebounds.

All-SEC junior Devan Downey led the USC effort with 19 points on 7-of-21 shooting, while junior forward Dominique Archie added 11 points and nine boards.

After a slow start, MSU trailed in the game 23-13 with 10:22 remaining in the first half. State then reeled off seven straight and closed the gap to 37-33 at halftime.

Mississippi State stormed out of the break on a 13-2 run and took its first lead since the early minutes on a Johnson trey at the 17:32 mark. The Gamecocks responded by scoring seven-straight and tied up the score at 46-46 with 12:56 remaining. Eerily similar to the Bulldogs' last home outing, a double-overtime loss to Western Division power LSU, the game remained tight throughout the remainder of the half.

Nursing a 67-65 lead with under a minute remaining, Turner drained a trey as the game clock wound down to register the play of the game and put State up by five.

After being outrebounded 14-7 to begin the game, MSU beat South Carolina on the boards 45-42 on the night and held the visitors to just 5-of-17 shooting from behind the arc.

#### South Carolina (18-6, 7-4)

Player	FG	3FG	FT	RB	PF	PT	A	Min
Archie	f 5-8	1-3	0-0	9	3	11	3	36
Muldrow	f 3-6	0-0	0-2	8	4	6	0	20
Holmes	c 3-9	0-0	4-8	7	4	10	0	22
Downey	g 7-21	2-7	3-7	7	0	19	4	35
Fredrick	g 4-10	1-3	2-2	0	4	11	0	31
Raley-Ross	3-6	1-4	4-4	3	1	11	0	22
Wilder	0-0	0-0	0-0	0	0	0	0	1
Steed	1-2	0-0	0-0	5	1	2	0	16
Baniulis	0-0	0-0	0-0	1	4	0	0	17
Team				2				
<b>TOTALS</b>	<b>26-62</b>	<b>5-17</b>	<b>13-23</b>	<b>42</b>	<b>21</b>	<b>70</b>	<b>7</b>	<b>200</b>

#### Mississippi State (17-9, 7-4)

Player	FG	3FG	FT	RB	PF	PT	A	Min
Varnado	f 3-13	0-0	2-2	6	1	8	1	31
R. Johnson	g 7-17	4-10	2-2	4	0	20	1	35
Bost	g 3-6	1-3	7-11	6	2	14	5	35
Stewart	g 2-11	2-7	4-6	7	3	10	4	37
Turner	g 7-11	2-4	0-1	14	3	16	0	31
Beckham	1-3	0-0	0-0	1	0	2	1	5
Osby	0-2	0-1	0-0	1	1	0	0	9
Benock	0-1	0-1	0-0	0	1	0	1	5
Augustus	1-1	0-0	1-2	1	1	3	0	3
Bailey	1-2	0-0	0-0	1	1	2	1	9
Team				4				
<b>TOTALS</b>	<b>25-67</b>	<b>9-26</b>	<b>16-24</b>	<b>45</b>	<b>13</b>	<b>75</b>	<b>14</b>	<b>200</b>

Halftime: USC 37, MSU 33. FG%: USC 41.9%, MSU 37.3%. 3FG%: USC 29.4%, MSU 34.6%. FT%: USC 56.5%, MSU 66.7%. Turnovers: USC 16 (Downey 5), MSU 13 (Bost 4). Blocked Shots: USC 5 (Muldrow, Steed 2), MSU 7 (Varnado 4). Steals: USC 6 (Downey, Holmes, Steed 2), MSU 10 (Turner 6). Officials: J.B. Caldwell, Rick Crawford, Doug Sirmons. Attendance: 7,369.

## GAME 27

### ALABAMA 87, MISS. STATE 85 (2OT) FEB. 21, 2009 • TUSCALOOSA, AL

Double overtime basketball games continue to be tough luck outings for the Mississippi State men's basketball team, as for the second time in two weeks the Bulldogs fell in double overtime, this time losing 87-85 at Alabama.

Earlier, MSU lost 97-94 in double-overtime to LSU.

For the Tide, it was a reversal of fortunes, as it beat MSU for the first time in its last six series meetings.

The Bulldogs actually held the lead for most of the game's final half. MSU enjoyed a 30-29 halftime advantage. A 7-2 run to open the half pushed that lead to 37-31 with 18:19 remaining. MSU would maintain that defensive intensity, going up 49-40 with 13:56 remaining.

From there, the Tide reeled off a 12-3 run. An Anthony Brock layup tied the game 52-52 with 8:09 remaining.

After that, Alabama actually held two different four-point leads before MSU battled back to force overtime.

In the first overtime, UA built a four-point lead again and held that push until Barry Stewart tied the game 74-74 on a 3-point attempt with 1:05 remaining. This time, the Bulldogs had the potential final shot, but Stewart missed two shots.

In the second overtime, back-to-back 3-point baskets by UA's Alonzo Gee broke the Bulldogs' back. Still down one, the Bulldogs could not get two different shot attempts to go down in the final 11 seconds.

Gee paced the Tide with 28 points, while Senario Hillman added 21 points. Jamychal Green and Demetrius Jemison were also in double figures for UA, each with 11 points. Green had a team-high 12 rebounds.

For the Bulldogs, Stewart led the way with 20 points and 10 rebounds for his first double-double of the season. Dee Bost added 17 points, while Varnado scored 16 points and grabbed 11 boards before fouling out in the first overtime.

#### Mississippi State (17-10, 7-5)

Player	FG	3FG	FT	RB	PF	PT	A	Min
R. Johnson	g 5-14	2-10	2-3	4	2	14	1	44
Varnado	f 5-14	0-0	6-7	11	5	16	0	34
Bost	g 5-12	4-8	3-3	6	3	17	5	47
Stewart	g 6-19	4-11	4-6	10	2	20	5	43
Turner	g 2-11	2-8	4-5	7	4	10	4	47
Beckham	0-0	0-0	0-0	0	1	0	0	3
Osby	1-3	0-1	0-0	0	2	2	0	7
Benock	0-1	0-1	0-0	0	0	0	1	6
Augustus	1-0	0-0	0-0	1	0	0	0	3
B. Johnson	1-1	0-0	0-0	0	0	2	0	2
Bailey	2-5	0-0	0-2	4	4	4	0	14
Team				5				
<b>TOTALS</b>	<b>27-80</b>	<b>12-39</b>	<b>19-26</b>	<b>48</b>	<b>23</b>	<b>85</b>	<b>16</b>	<b>250</b>

#### Alabama (14-12, 4-8)

Player	FG	3FG	FT	RB	PF	PT	A	Min
Green	f 2-8	0-0	7-8	12	5	11	1	21
Knox	f 1-7	0-0	2-2	8	5	4	1	29
Torrance	g 3-7	0-3	2-2	6	0	18	4	33
Gee	g 9-20	3-4	7-10	10	2	28	2	41
Hillman	g 9-13	1-3	2-2	1	3	21	1	34
Brock	1-5	0-1	2-3	2	1	4	4	36
Jemison	1-3	0-0	9-12	8	2	11	0	30
Steele	0-2	0-0	0-0	2	1	0	0	17
Coleman	0-1	0-0	0-0	3	0	0	0	9
Team				2				
<b>TOTALS</b>	<b>26-66</b>	<b>4-11</b>	<b>31-39</b>	<b>54</b>	<b>19</b>	<b>87</b>	<b>13</b>	<b>250</b>

Halftime: MSU 30, UA 29. FG%: MSU 33.8%, UA 39.4%. 3FG%: MSU 30.8%, UA 36.4%. FT%: MSU 73.1%, UA 79.5%. Turnovers: MSU 14 (Bost 6), UA 18 (Green, Brock 4). Blocked Shots: MSU 11 (Varnado 8), UA 6 (Gee 3). Steals: MSU 10 (Bost, Stewart, Turner 2), UA 11 (Hillman, Brock 3). Officials: Doug Sirmons, Bert Smith, Brent Barnaky. Attendance: 11,297.

## GAME 28

### TENNESSEE 81, MISS. STATE 76 FEB. 25, 2009 • KNOXVILLE, TN

Mississippi State could not keep the pace in the game's final half, as Tennessee racked up a 81-76 victory at Thompson-Boling Arena.

The Bulldogs held an eight-point lead midway through the first half. Tennessee only led 31-28 at halftime. However, the Bulldogs could not keep pace when the Volunteers found another gear offensively in the game's final 20 minutes.

The lead changed hands nine times and the score was tied six times in a competitive first half. Tennessee suffered through a six-minute draught without a field goal. That stretch of play allowed MSU to open up a six-point advantage, at 17-11. Minutes later, a 3-point basket by MSU's Ravern Johnson stretched the lead to 25-17.

Over the final 7:13 of the half, the Bulldogs went cold. A layup by UT's Brian Williams gave the Volunteers the lead at 27-2, one they never relinquished. The first half ended with four-straight turnovers by MSU, as the Volunteers closed the half on a 14-3 run.

In the second frame, the Volunteers held the upper hand most of the way. The Bulldogs got no closer than 37-35 a couple of minutes into the half. UT eventually stretched the lead to 70-59 with 3:03 remaining. The Volunteers missed 4-of-10 free throw attempts to allow the Bulldogs to close back within three points in the final half minute.

For the contest, the Bulldogs hit 25-of-53 shots from the field, 11-of-30 shots from 3-point range and 15-of-19 shots from the foul line. The Volunteers were 31-of-65 shooting, 6 of 18 from 3-point range and 13 of 18 at the foul line.

UT held a 38-31 rebounding advantage.

Scotty Hopson led all scorers with a career-high 21 points, while Barry Stewart paced MSU with 20 points.

#### Mississippi State (17-11, 7-6)

Player	FG	3FG	FT	RB	PF	PT	A	Min
Varnado	c 3-4	0-0	2-4	6	2	8	0	29
R. Johnson	g 6-13	4-9	2-2	1	2	18	0	29
Bost	g 4-10	3-8	6-7	3	4	17	5	34
Stewart	g 6-12	3-8	5-6	1	2	20	4	34
Turner	g 4-8	1-4	0-0	8	1	9	3	32
Beckham	0-1	0-0	0-0	0	0	0	1	6
Osby	0-2	0-1	0-0	2	1	0	1	12
Benock	0-0	0-0	0-0	0	0	0	1	6
Augustus	0-0	0-0	0-0	0	0	0	0	1
B. Johnson	0-0	0-0	0-0	3	4	0	0	6
Bailey	2-3	0-0	0-0	3	2	4	0	11
Team				4				
<b>TOTALS</b>	<b>25-53</b>	<b>11-30</b>	<b>15-19</b>	<b>31</b>	<b>18</b>	<b>76</b>	<b>15</b>	<b>200</b>

#### Alabama (17-10, 8-5)

Player	FG	3FG	FT	RB	PF	PT	A	Min
Smith	f 4-14	0-1	5-6	9	1	13	4	35
Chism	c 5-13	2-6	0-0	3	3	12	2	28
Maze	g 6-10	1-2	1-2	4	2	14	1	26
Prince	g 4-5	0-0	1-2	3	3	9	2	27
Hopson	g 7-11	3-6	4-6	6	2	21	3	31
Woolridge	0-1	0-1	0-0	1	0	0	0	4
Negedu	0-0	0-0	0-0	0	0	0	0	4
Tatum	1-4	0-1	2-2	1	0	4	1	11
Tabb	1-2	0-0	0-0	3	1	2	2	15
Williams	3-5	0-1	0-0	5	2	6	1	19
Team				3				
<b>TOTALS</b>	<b>31-65</b>	<b>6-18</b>	<b>13-18</b>	<b>38</b>	<b>14</b>	<b>81</b>	<b>16</b>	<b>200</b>

Halftime: MSU 28, UT 31. FG%: MSU 47.2%, UT 47.7%. 3FG%: MSU 36.7%, UT 33.3%. FT%: MSU 78.9%, UT 72.2%. Turnovers: MSU 17 (Bost 6, UT 10 (Chism 3). Blocked Shots: MSU 4 (Varnado 3), UT 3 (Chism, Negedu, Williams 1). Steals: MSU 5 (Varnado, Bost 2), UT 5 (Chism, Maze, Prince, Smith, Williams 1). Officials: Ted Valentine, Bert Smith, Anthony Jordan. Attendance: 19,137.

## GAME 29

**AUBURN 76, MISS. STATE 58**

**FEB. 28, 2009 • STARKVILLE, MS**

Mississippi State bolted out to a 7-2 lead to open the game, but from that point it was all Auburn, which claimed a 76-58 win at Humphrey Coliseum.

It was the fifth loss in the last six games for the Bulldogs.

Leading MSU was standout junior Jarvis Varnado, who sank 6-of-11 shots from the field for 14 points. He also grabbed a game-high nine rebounds.

Sophomore Phil Turner and freshman Dee Bost each pitched in 12 points and combined for 14 rebounds, while All-SEC junior Barry Stewart claimed 11 points and three steals.

Freshman guard Frankie Sullivan led the Tigers with 14 points on 4-of-5 shooting, while three others scored in double digits for Auburn.

State jumped out to a 7-2 lead to begin the game, but that would be the last time MSU would see the lead as Auburn responded with a 13-0 run and held the Bulldogs without a field goal for the next 8:22.

Taking a 38-21 lead into halftime, Auburn maintained a double-digit advantage throughout the remainder of the second half.

The bright spot for MSU was rebounding, as State out-rebounded Auburn 35-32 to win the battle of the boards for just the third time this season in SEC play. State's 58 points were the second-least for the squad this season in league competition (57 at LSU).

The win for Auburn, which earned the season sweep, at Humphrey Coliseum was its first since 2000.

### Auburn (19-10, 8-6)

Player	FG	3FG	FT	RB	PF	PT	A	Min
Barber f	2-4	0-0	3-6	6	4	7	0	27
Reed g	2-10	2-5	2-5	5	2	8	2	25
Barrett g	5-9	2-2	0-0	4	3	12	26	
Robertson g	2-7	0-2	2-2	4	1	6	1	28
Waller g	2-5	2-4	1-2	3	2	7	2	29
Hargrove	6-10	0-0	0-2	4	1	12	0	26
Sullivan	4-5	3-4	3-4	4	0	14	4	27
Knox	5-7	0-0	0-1	2	3	10	0	12
Team				7				
<b>TOTALS</b>	<b>28-57</b>	<b>9-17</b>	<b>11-22</b>	<b>33</b>	<b>16</b>	<b>76</b>	<b>12</b>	<b>200</b>

### Mississippi State (17-12, 7-7)

Player	FG	3FG	FT	RB	PF	PT	A	Min
Varnado c	6-11	0-0	2-3	9	2	14	1	33
R. Johnson g	3-13	2-10	1-2	4	1	9	0	33
Bost g	3-9	2-7	4-4	8	4	12	3	32
Stewart g	4-11	2-7	1-1	2	2	11	2	38
Turner g	4-9	3-5	1-2	6	2	12	2	29
Beckham	0-1	0-0	0-0	3	1	0	1	8
Osby	0-1	0-0	0-0	1	1	0	0	8
Benock	0-1	0-0	0-0	1	1	0	0	7
Augustus	0-1	0-1	0-0	0	0	0	0	3
B. Johnson	0-0	0-0	0-0	0	1	0	0	2
Bailey	0-0	0-0	0-0	0	3	0	0	7
Team				3				
<b>TOTALS</b>	<b>20-57</b>	<b>9-30</b>	<b>9-12</b>	<b>37</b>	<b>18</b>	<b>58</b>	<b>9</b>	<b>200</b>

Halftime: AU 38, MSU 21. FG%: AU 49.1%, MSU 35.1%. 3FG%: AU 52.9%, MSU 30.0%. FT%: AU 50.0%, MSU 75.0%. Turnovers: AU 10 (Barber 3), MSU 18 (Bost 5). Blocked Shots: AU 2 (Hargrove, Sullivan 1), MSU 2 (Varnado 2). Steals: AU 10 (Barber, Waller 3), MSU 5 (Stewart 3). Officials: Anthony Jordan, Antinio Petty, Terry Moore. Attendance: 7,134.

## LAST TIME OUT

**MISS. STATE 80, FLORIDA 71**

**MARCH 4, 2009 • STARKVILLE, MS**

Mississippi State enjoyed Senior Night by breathing Florida 80-71 at Humphrey Coliseum to snap a three-game slide.

A hot shooting night sparked the Bulldogs to the win, as sophomore Raven Johnson hit 4-of-7 shots from downtown to finish with a team-high 15 points. Johnson now has 76 made treys on the season and stands third all-time at MSU in that category.

Defensive Player of the Year cadidate Jarvis Varnado finished with 13 points and eight rebounds while sophomore Kodi Augustus contributed nine points on 4-of-5 shooting and three rebounds off the bench.

Senior guard Walter Hodge led the game with 20 points for the Gators while sophomore big-man Alex Tyus put up 16 points and seven rebounds.

Both teams shot well during the first half, as the squads traded small leads throughout much of the stanza. State closed on a 10-3 run and held its largest lead of the game thus far at the break, 42-33.

While the intense scoring pace continued for MSU, the Gators cooled off and State put together several runs in the second half to slowly increase its advantage. An 18-5 MSU run capped by a Johnson trey gave the Bulldogs their largest lead of the game at 69-53 with 6:31 remaining.

Despite closing the gap to eight points with under a minute remaining, Florida saw State's solid shooting from the charity stripe secure MSU's second-straight victory against the Gators.

Mississippi State won the battle of the boards for the second-straight game, 38-34.

### Florida (21-9-10, 8-7)

Player	FG	3FG	FT	RB	PF	PT	A	Min
Werner f	4-9	2-4	0-0	6	3	10	1	33
Tyus f	7-10	0-0	2-6	7	2	16	0	29
Parsons f	1-3	0-1	0-0	5	3	2	2	17
Hodge g	8-13	4-9	0-0	1	3	20	1	35
Calathes g	4-12	0-4	3-4	5	2	11	5	28
Shipman	2-5	0-1	1-2	2	3	5	0	24
Walker	3-11	1-6	0-1	1	2	7	2	20
Chaney	0-0	0-0	0-0	0	0	0	0	3
Kadji	0-2	0-0	0-0	2	0	0	0	11
Team				5				
<b>TOTALS</b>	<b>29-65</b>	<b>7-25</b>	<b>6-13</b>	<b>34</b>	<b>18</b>	<b>71</b>	<b>11</b>	<b>200</b>

### Mississippi State (18-12, 8-7)


Player	FG	3FG	FT	RB	PF	PT	A	Min
Varnado c	6-14	0-0	1-4	8	0	13	0	28
R. Johnson g	5-8	4-7	1-1	1	2	15	1	29
Bost g	2-5	2-5	3-4	3	3	9	4	31
Stewart g	3-8	1-2	5-7	6	1	12	3	30
Turner g	2-6	1-2	0-0	6	3	5	2	26
Beckham	1-2	0-0	0-1	0	2	2	1	9
Osby	1-1	0-0	0-0	1	0	2	0	7
Gay	0-0	0-0	0-0	0	0	0	0	1
Benock	2-3	2-3	1-2	1	1	7	1	11
Augustus	4-5	0-1	1-2	3	0	9	0	15
B. Johnson	0-0	0-0	0-0	0	0	0	0	1
Bailey	3-5	0-0	0-0	4	2	6	1	12
Team				5				
<b>TOTALS</b>	<b>29-57</b>	<b>10-20</b>	<b>12-21</b>	<b>38</b>	<b>14</b>	<b>80</b>	<b>13</b>	<b>200</b>

Halftime: UF 33, MSU 42. FG%: UF 44.6%, MSU 50.9%. 3FG%: UF 28.0%, MSU 50.0%. FT%: UF 46.2%, MSU 57.1%. Turnovers: UF 9 (Calathes, Chaney, Kadji 2), MSU 12 (Bost 4). Blocked Shots: UF 2 (Chaney, Kadji 1), MSU 9 (Bailey, Turner, Varnado 2). Steals: UF 8 (Hodge 3), MSU 9 (Bailey, Turner, Varnado 2). Officials: Pat Adams, Bert Smith, Mike Stuart. Attendance: 9,227.

## GAME 31



# Meet Jarvis Varnado



**Jarvis Varnado**

6-9 • 210 • Jr.

2L • Forward

Brownsville, TN

32

## VARNADO BY THE NUMBERS

### SEASON HIGHS

- Points: 31, LSU (2-11-09)
- FGM: 10, Alabama State (12-6-08), Cincinnati (12-18-08), LSU (2-11-09)
- FGA: 18, LSU (1-21-09)
- 3GM: 0
- 3GA: 1, LSU (1-21-09)
- FTM: 11, LSU (1-21-09)
- FTA: 13, LSU (1-21-09)
- Rebounds: 16, Fairleigh Dickson (11-15-08)
- Assists: 4, Ole Miss (1-31-09)
- Blocks: 9, LA-Monroe (11-17-08)
- Steals: 4, at Georgia (1-24-09)
- Minutes: 39, San Diego (12-30-08)
- Season double-doubles: 7

### CAREER HIGHS

- Points: 31, LSU (1-21-09)
- FGM: 10, Alabama State (12-6-08), Cincinnati (12-18-08), LSU (1-21-09)
- FGA: 18, LSU (1-21-09)
- 3GM: 1, LSU (3-8-08)
- 3GA: 1, four times (last: LSU [2-11-09])
- FTM: 11, LSU (1-21-09)
- FTA: 13, LSU (1-21-09)
- Rebounds: 17, LSU (1-9-08)
- Assists: 4, Ole Miss (1-31-09)
- Blocks: 10, 3 times (last: Kentucky, 1-15-08)
- Steals: 4, at Georgia (1-24-09)
- Minutes: 40, Alabama-SECT (3-14-08)
- Career double-doubles: 14

- ◆Leads the nation with 141 blocked shots, more than nine of the SEC teams.
- ◆With eight blocks against Fairleigh Dickinson, became MSU's all-time leader, surpassing Erick Dampier's mark of 249.
- ◆Has recorded a team-high seven double-doubles this season.
- ◆Had school-record nine first-half blocks against La-Monroe.
- ◆Scored career-high 31 points against LSU on 2-11-09.
- ◆Has scored 20-plus points six times this season.
- ◆In last 21 games has connected on 110-of-204 shots from the floor and is 70 of 94 at the foul line.
- ◆Is fifth in SEC in field goal percentage at .554 (150 of 271).
- ◆His 365 blocks are the second-most in SEC history, as he passed former Auburn standout Kyle Davis (360) thanks to the three blocks he had at Tennessee.
- ◆Had a career-high four steals at Georgia.
- ◆Had a career-high four assists against Ole Miss.

## ALL-AMERICAN, ALL-SEC CANDIDATE 2007-08 NATIONAL DEFENSIVE PLAYER OF THE YEAR

### 2006-07

Opponent	Min	FG-FGA	Pct	FT-FTA	Pct	Off	DEF	TOT	Blk	Pts
NICHOLLS	14	2-2	1.000	1-1	1.000	1	5	6	3	5
L. MARYMOUNT	12	0-1	.000	1-2	.500	0	1	1	1	1
WINTHROP	9	1-3	.333	0-0	.000	1	2	3	2	2
at Clemson	12	4-5	.800	1-2	.500	1	2	3	0	9
CHARLOTTE	11	1-3	.333	0-2	.000	1	2	3	1	2
Texas A&M-Corpus Christi	22	3-5	.600	1-2	.500	2	7	9	5	7
SOUTH ALABAMA	22	2-4	.500	3-4	.750	3	3	6	3	7
at Miami (Fla.)	12	3-3	1.000	1-2	.500	2	3	5	1	7
MCNEESE STATE	20	6-7	.857	1-3	.333	3	4	7	4	13
ALABAMA STATE	23	6-9	.667	0-0	.000	4	1	5	4	12
vs New Orleans	24	4-6	.667	5-8	.625	4	11	15	7	13
at George Mason	24	3-6	.500	2-4	.500	2	4	6	4	8
at Missouri	19	3-5	.600	1-2	.500	2	7	9	0	7
at Tennessee	16	1-2	.500	0-2	.000	1	4	5	2	2
OLE MISS	13	1-2	.500	0-0	.000	0	1	1	0	2
at Kentucky	17	1-4	.250	0-0	.000	2	0	2	1	2
AUBURN	7	1-2	.500	0-0	.000	1	2	3	1	2
FLORIDA	15	2-3	.667	0-0	.000	3	3	6	3	4
SOUTH CAROLINA	11	1-1	1.000	0-0	.000	0	2	2	1	2
at Ole Miss	10	1-2	.500	2-2	1.000	0	0	0	2	4
LSU	8	1-2	.500	0-0	.000	0	0	0	1	2
at Alabama	13	1-3	.333	2-2	1.000	4	1	5	3	4
at Auburn	11	2-4	.500	0-0	.000	1	1	2	2	4
ARKANSAS	10	2-2	1.000	0-0	.000	1	4	5	4	4
at LSU	8	1-1	1.000	0-0	.000	1	0	1	0	2
VANDERBILT	11	2-2	1.000	0-0	.000	1	1	2	1	4
at Georgia	7	0-2	.000	0-0	.000	0	0	0	0	0
at Arkansas	6	1-1	1.000	0-0	.000	0	1	1	1	2
ALABAMA	10	5-6	.833	0-2	.000	7	1	8	2	10
vs Kentucky	9	0-0	.000	0-0	.000	0	2	2	1	0
vs Arkansas	9	3-3	1.000	1-2	.500	2	1	3	1	8
MISS. VALLEY ST.	13	3-3	1.000	2-3	.667	2	3	5	1	8
BRADLEY	16	3-7	.429	0-0	.000	6	6	12	3	6
FLORIDA STATE	18	5-5	1.000	0-0	.000	2	0	2	1	10
vs West Virginia	11	0-0	.000	0-0	.000	1	0	1	1	0
<b>Totals</b>	<b>473</b>	<b>75-116</b>	<b>.647</b>	<b>24-45</b>	<b>.533</b>	<b>61</b>	<b>85</b>	<b>146</b>	<b>67</b>	<b>174</b>

### 2007-08

Opponent	Min	FG-FGA	Pct	FT-FTA	Pct	Off	DEF	TOT	Blk	Pts
LOUISIANA TECH	26	1-5	.200	2-2	1.000	1	4	5	6	4
CLEMSON	27	3-7	.429	1-2	.500	6	6	12	7	8
UT MARTIN	27	4-4	1.000	0-0	.000	3	13	16	3	8
vs UC Irvine	19	1-2	.500	0-1	.000	3	3	6	2	2
vs Southern Illinois	36	3-3	1.000	0-2	.000	2	5	7	2	6
vs Miami (OH)	30	1-3	.333	0-2	.000	2	4	6	5	2
MURRAY STATE	24	1-1	1.000	0-0	.000	3	4	7	2	2
SE LOUISIANA	17	0-0	.000	0-0	.000	1	3	4	3	0
MIAMI (FL)	31	4-6	.667	0-0	.000	2	5	7	10	8
at South Alabama	34	4-5	.800	1-4	.250	4	6	10	6	9
at Loyola Marymount	20	4-4	1.000	2-6	.333	2	4	6	9	10
at Texas A&M-Corpus Christi	24	1-9	.111	0-0	.000	5	2	7	0	2
MISSOURI	23	4-6	.667	1-4	.250	3	5	8	5	9
vs Lafayette	26	3-5	1.000	6-9	.667	3	9	12	5	16
at LSU	25	6-10	.600	1-4	.250	5	12	17	7	13
GEORGIA	21	4-5	.800	1-1	1.000	2	7	9	10	9
KENTUCKY	36	3-5	.600	4-10	.400	2	10	12	10	10
at Alabama	21	2-4	.500	0-2	.000	4	2	6	0	4
OLE MISS	29	4-5	.800	4-4	1.000	0	8	8	4	12
at Arkansas	24	0-1	.000	1-2	.500	2	4	6	2	1
TENNESSEE	30	2-4	.500	1-4	.250	1	4	5	2	5
ALABAMA	30	4-5	.800	0-0	.000	1	2	3	2	8
at Auburn	23	4-4	1.000	0-0	.000	0	3	3	6	8
ARKANSAS	29	3-4	.750	4-6	.667	2	8	10	3	10
at Ole Miss	32	3-5	.600	0-0	.000	4	2	6	6	6
at South Carolina	37	3-5	.600	1-1	1.000	1	11	12	5	4
AUBURN	37	6-7	.857	2-4	.500	2	7	9	4	14
at Florida	37	4-7	.571	3-8	.375	1	10	11	7	11
at Vanderbilt	33	7-9	.778	2-5	.400	1	2	3	1	16
LSU	27	3-8	.375	0-0	.000	3	3	6	7	7
vs Alabama	40	4-5	.800	2-3	.667	2	9	11	3	10
vs Georgia	33	0-0	.000	3-5	.750	1	5	6	1	3
vs Oregon	32	5-7	.714	1-2	.500	1	7	8	4	11
vs Memphis	28	2-4	.500	7-8	.875	1	1	2	5	11
<b>Totals</b>	<b>968</b>	<b>109-170</b>	<b>.641</b>	<b>50-100</b>	<b>.500</b>	<b>75</b>	<b>189</b>	<b>264</b>	<b>157</b>	<b>269</b>

### 2008-09

Opponent	Min	FG-FGA	Pct	FT-FTA	Pct	Off	DEF	TOT	Blk	Pts
CENTENARY	25	3-6	.500	3-5	.600	4	7	11	7	9
La-MONROE	27	1-4	.250	0-1	.000	3	8	11	9	2
N. ALABAMA	22	6-7	.857	4-4	1.000	1	13	14	7	16
F. DICKINSON	24	5-9	.556	4-7	.571	5	11	16	8	14
at St. Bonaventure	34	7-12	.583	5-7	.714	5	7	12	6	19
vs Washington St.	25	1-3	.333	0-2	.000	2	3	5	4	2
vs Texas Tech	27	4-6	.667	3-4	.750	2	8	10	4	11
ALABAMA STATE	32	10-13	.769	2-4	.500	5	4	9	8	22
CHARLOTTE	36	3-7	.429	3-3	.333	2	7	9	3	8
SOUTH ALABAMA	26	9-11	.818	3-6	.500	2	6	8	6	21
at Cincinnati	31	10-13	.769	4-4	1.000	2	4	6	4	24
vs. Nicholls State	28	8-9	.889	8-11	.727	2	4	6	6	24
SAN DIEGO	39	4-12	.333	2-4	.500	6	7	13	6	10
HOUSTON	16	1-4	.250	2-2	1.000	0	8	8	3	4
WESTERN KENTUCKY	23	2-6	.333	2-2	1.000	0	10	10	1	6
at Arkansas	30	7-10	.700	2-2	1.000	2	7	9	5	16
ALABAMA	27	3-6	.500	5-6	.833	4	6	10	3	11
VANDERBILT	25	4-5	.800	0-0	.000	1	5	6	3	8
LSU	25	8-14	.571	2-2	1.000	2	2	4	0	18
at Georgia	30	6-7	.857	2-3	.667	3	5	8	4	14
OLE MISS	33	3-5	.600	4-6	.667	6	9	15	1	8
at Kentucky	30	2-5	.400	2-4	.500	2	10	12	7	6
ARKANSAS	27	4-7	.571	2-2	1.000	2	6	8	7	10
LSU	30	10-18	.556	11-13	.845	3	5	8	6	31
at Auburn	30	7-15	.467	6-7	.857	5	0	5	4	20
SOUTH CAROLINA	31	3-13	.231	2-2	1.000	3	3	6	4	8
at Alabama	34	5-14	.357	8-9	.889	5	6	11	8	16
at Tennessee	29	3-4	.750	2-4	.500	2	4	6	3	8
AUBURN	33	6-11	.545	2-3	.667	3	6	9	2	14
FLORIDA	28	6-14	.429	1-4	.250	5	3	8	2	13
<b>Totals</b>	<b>857</b>	<b>150-271</b>	<b>.554</b>	<b>93-134</b>	<b>.694</b>	<b>89</b>	<b>184</b>	<b>273</b>	<b>141</b>	<b>393</b>


## VARNADO'S CAREER NUMBERS

Year	G/GS	Min	FG-FGA	Pct	FT-FTA	Pct	Off	DEF	TOT/Avg	Blk	Pts/Avg
2006-07	35/13	473	75-116	.647	24-45	.533	61	85	146	67	174/5.0
2007-08	34/34	968	109-170	.641	50-100	.500	75	189	264	157	269/7.9
2008-09	30/30	857	150-271	.554	93-134	.708	89	184	273	141	393/13.1
<b>Totals</b>	<b>99/77</b>	<b>2,298</b>	<b>334-557</b>	<b>.600</b>	<b>167-279</b>	<b>.599</b>	<b>225</b>	<b>458</b>	<b>683/6.9</b>	<b>365</b>	<b>836/8.4</b>





# Meet Barry Stewart



**Barry Stewart**

**6-3 • 170 • Jr.**

**2L • Guard**

**Shelbyville, TN**

**22**

## STEWART BY THE NUMBERS

### SEASON HIGHS

- **Points:** 22, Arkansas (2-7-09)
- **FGM:** 6, five times (last: Tennessee [2-25-09])
- **FGA:** 19, Alabama (2-21-09)
- **3GM:** 4, Western Kentucky (1-5-09), Alabama (1-14-09), Alabama (2-21-09)
- **3GA:** 11, Alabama (2-21-09)
- **FTM:** 9, Arkansas (2-7-09)
- **FTA:** 10, Arkansas (2-7-09)
- **Rebounds:** 12, Florida (3-4-09)
- **Assists:** 5, Alabama State (12-6-08), Alabama (2-21-09)
- **Blocks:** 2, Texas Tech (11-29-09)
- **Steals:** 4, Centenary (11-15-08)
- **Minutes:** 44, LSU (1-21-09)
- **Season double-doubles:** 1

### CAREER HIGHS

- **Points:** 24, Missouri (12-30-07)
- **FGM:** 8, Missouri (12-30-07)
- **FGA:** 19, Alabama (2-21-09)
- **3GM:** 6, Tennessee (2-2-08)
- **3GA:** 11, Alabama (2-21-09)
- **FTM:** 10, Auburn (1-20-07)
- **FTA:** 10, Auburn (1-20-07), Arkansas (2-7-09)
- **Rebounds:** 12, Florida (3-4-09)
- **Assists:** 7, Missouri (12-30-07)
- **Blocks:** 2, Texas Tech (11-29-08)
- **Steals:** 5, Alabama (3-14-08)
- **Minutes:** 44, Alabama (3-14-08), LSU (2-11-09)
- **Career double-doubles:** 2

- ◆ Former All-SEC freshman is third on the team in scoring with an 11.9 clip.
- ◆ Has scored in double digits 20 times this year.
- ◆ Is second on team with 58 assists.
- ◆ Scored a season-high 22 points on Feb. 7 at home against Arkansas.
- ◆ Is second on the team with 42 steals.
- ◆ With 188 made 3-pointers for his career, he is third all-time in the MSU record books behind Timmy Bowers (197) and Darryl Wilson (258).
- ◆ With 18 points against Auburn, he became MSU's 30th member of the 1,000-point club.
- ◆ Has made 45 of last 52 free throws.
- ◆ Had first double-double of the season at Alabama (2-21-09) and second of his career.
- ◆ Had career-high 12 rebounds against Florida.

## ALL-SEC CANDIDATE 2006-07 ALL-SEC FRESHMAN TEAM

### 2006-07

Opponent	Min	FG-FGA	Pct	3PTM-A	PCT	FT-FTA	Pct	Reb	A	TO	Blk	Stl	Pts
NICHOLLS	24	5-8	.625	2-5	.400	2-3	.667	2	1	2	0	3	14
LOYOLA MARYMOUNT	26	3-4	.750	1-1	1.000	6-7	.857	4	1	1	0	1	13
WINTHROP	23	3-8	.375	3-6	.500	0-0	.000	5	1	1	0	0	9
at Clemson	25	2-5	.400	2-4	.500	2-2	1.000	2	1	1	0	0	8
CHARLOTTE	29	4-7	.571	2-5	.400	3-5	.600	6	0	1	0	2	13
Texas A&M Corpus Christi	25	3-6	.500	2-5	.400	3-3	1.000	4	1	0	1	0	11
SOUTH ALABAMA	24	4-9	.444	0-4	.000	2-2	1.000	2	2	1	0	1	10
at Miami (Fla.)	29	6-14	.429	5-11	.455	5-7	.714	3	1	0	0	2	22
MCNEESE STATE	22	4-11	.364	4-9	.444	2-4	.500	1	1	0	0	1	14
ALABAMA STATE	23	3-11	.273	2-8	.250	1-2	.500	5	2	0	1	1	9
vs New Orleans	20	1-3	.333	1-3	.333	3-4	.750	3	2	0	0	0	6
at George Mason	24	2-7	.286	2-6	.333	5-5	1.000	3	0	1	0	1	11
at Missouri	31	3-12	.250	3-8	.375	2-3	.667	3	1	2	1	2	11
at Tennessee	24	3-7	.429	3-6	.500	3-5	.600	0	2	1	0	1	12
OLE MISS	27	2-3	.667	1-1	1.000	7-7	1.000	5	2	1	0	0	12
at Kentucky	20	3-7	.429	3-6	.500	0-0	.000	3	1	0	0	0	9
AUBURN	26	4-6	.667	4-6	.667	10-10	1.000	5	1	1	0	0	22
FLORIDA	27	5-9	.556	3-7	.429	3-3	1.000	3	2	1	0	1	16
SOUTH CAROLINA	25	0-8	.000	0-5	.000	2-2	1.000	5	1	0	0	0	2
at Ole Miss	24	0-3	.000	0-4	.000	2-3	.667	3	0	3	0	0	2
LSU	23	2-7	.286	2-5	.400	3-4	.750	1	1	0	0	1	9
at Alabama	19	1-5	.200	0-4	.000	3-6	.500	4	3	0	1	0	5
at Auburn	30	4-9	.444	4-7	.571	0-1	.000	5	2	2	0	1	12
ARKANSAS	26	3-4	.750	2-2	1.000	2-2	1.000	4	0	1	0	1	10
at LSU	25	2-5	.400	1-2	.500	2-2	1.000	3	2	0	0	2	7
VANDERBILT	22	2-5	.400	1-3	.333	0-0	.000	1	2	3	0	1	5
at Georgia	17	3-6	.500	3-5	.600	1-2	.500	5	1	2	0	0	9
at Arkansas	23	1-5	.200	0-3	.000	0-0	.000	3	0	0	0	1	2
ALABAMA	22	2-6	.333	1-4	.250	3-3	1.000	2	1	0	0	0	8
vs Kentucky	29	2-7	.286	1-5	.200	2-5	.400	2	1	1	0	0	7
vs Arkansas	18	2-4	.500	2-4	.500	0-0	.000	3	1	1	0	0	6
MISSISSIPPI VALLEY ST	22	2-7	.286	1-5	.200	0-0	.000	2	1	0	1	0	5
BRADLEY	29	4-9	.444	4-7	.571	1-2	.500	3	1	0	0	1	13
FLORIDA STATE	25	3-7	.429	1-4	.250	3-3	1.000	3	1	0	0	5	10
vs West Virginia	24	3-7	.429	2-5	.400	0-0	.000	2	1	1	0	3	8
<b>Totals</b>	<b>848</b>	<b>96-240</b>	<b>.400</b>	<b>68-174</b>	<b>.391</b>	<b>82-107</b>	<b>.766</b>	<b>111</b>	<b>43</b>	<b>27</b>	<b>5</b>	<b>32</b>	<b>342</b>

### 2007-08


Opponent	Min	FG-FGA	Pct	3PTM-A	PCT	FT-FTA	Pct	Reb	A	TO	Blk	Stl	Pts
LOUISIANA TECH	26	5-10	.500	1-5	.200	2-3	.667	11	3	0	1	0	13
CLEMSON	36	3-10	.300	2-6	.333	4-4	1.000	6	2	4	0	2	12
UT MARTIN	36	3-12	.250	0-4	.000	3-4	.750	4	4	0	0	2	9
vs UC Irvine	38	6-10	.600	4-7	.571	2-2	1.000	6	2	1	0	0	18
vs Southern Illinois	38	3-9	.333	1-3	.333	2-2	1.000	3	3	3	1	1	9
vs Miami (OH)	36	2-9	.222	1-5	.200	0-0	.000	3	4	5	0	0	5
MURRAY STATE	36	5-6	.833	2-3	.667	2-2	1.000	5	2	1	0	4	14
SE LOUISIANA	30	2-6	.333	2-5	.400	0-0	.000	1	2	2	0	2	6
MIAMI (FL)	37	6-12	.500	5-9	.556	1-2	.500	4	1	1	0	1	18
at South Alabama	39	3-10	.300	1-5	.200	1-3	.333	6	4	4	0	2	8
at Loyola Marymount	25	4-8	.500	2-5	.400	0-2	.000	5	5	3	0	1	10
at Texas A&M-CC	36	6-8	.750	2-3	.667	5-7	.714	2	4	2	0	1	19
MISSOURI	38	8-14	.571	3-7	.429	5-5	1.000	4	7	3	0	2	24
vs Lafayette	32	2-8	.250	1-5	.200	1-2	.500	3	1	3	0	1	6
at LSU	35	2-6	.333	1-4	.250	6-8	.750	6	5	2	0	1	11
GEORGIA	36	3-3	.231	0-5	.000	3-5	.600	5	4	2	0	1	9
KENTUCKY	35	2-11	.182	0-5	.000	5-8	.625	4	4	5	0	1	9
at Alabama	35	6-11	.545	3-5	.600	1-2	.500	1	3	2	0	2	16
OLE MISS	33	5-11	.455	0-4	.000	2-4	.500	4	3	2	0	1	12
at Arkansas	30	3-7	.429	0-2	.000	1-2	.500	1	0	1	0	1	7
TENNESSEE	34	7-9	.778	6-8	.750	1-2	.500	2	1	1	0	2	21
ALABAMA	36	5-11	.455	3-8	.375	0-0	.000	9	2	3	1	0	13
at Auburn	37	5-10	.500	2-4	.500	1-2	.500	3	1	4	0	1	7
ARKANSAS	38	5-11	.455	3-5	.600	6-6	1.000	5	1	4	0	2	19
at Ole Miss	37	4-13	.308	0-6	.000	3-5	.600	8	3	2	0	1	11
at South Carolina	43	3-10	.300	1-6	.167	1-2	.500	3	0	4	0	1	8
AUBURN	37	4-8	.500	3-5	.600	0-0	.000	5	5	1	0	0	11
at Florida	39	3-13	.231	2-8	.250	2-2	1.000	8	1	0	0	2	10
at Vanderbilt	43	4-9	.444	2-7	.286	0-0	.000	5	1	0	1	0	10
LSU	24	2-9	.222	1-6	.167	0-0	.000	4	0	2	0	5	5
vs Alabama	44	3-12	.250	1-6	.167	4-6	.667	8	3	3	0	5	11
vs Georgia	35	3-14	.214	3-6	.500	1-2	.500	6	4	0	0	0	10
vs Oregon	38	4-10	.400	4-8	.500	4-5	.800	2	2	1	0	1	16
vs Memphis	37	1-12	.083	0-6	.000	2-3	.667	5	1	1	0	2	4
<b>Totals</b>	<b>1214</b>	<b>129-337</b>	<b>.383</b>	<b>62-186</b>	<b>.333</b>	<b>71-102</b>	<b>.696</b>	<b>157</b>	<b>88</b>	<b>78</b>	<b>4</b>	<b>44</b>	<b>391</b>

### 2008-09

Opponent	Min	FG-FGA	Pct	3PTM-A	PCT	FT-FTA	Pct	Reb	A	TO	Blk	Stl	Pts
CENTENARY	23	4-8	.500	2-4	.500	3-4	.750	3	1	4	0	4	14
LA-MONROE	26	6-9	.667	3-6	.500	2-4	.500	1	1	3	1	1	17
NORTH ALABAMA	22	5-8	.625	3-5	.600	3-4	.750	2	0	2	0	1	16
FAIRLEIGH DICKINSON	23	4-9	.444	2-5	.400	2-4	.500	2	2	0	0	1	12
at St. Bonaventure	32	1-9	.111	1-4	.250	0-0	.000	3	4	3	0	1	3
vs Washington State	30	3-10	.300	2-5	.400	2-2	1.000	2	0	3	1	1	10
vs Texas Tech	28	2-8	.250	0-5	.000	1-4	.250	4	1	0	2	0	5
U. ALABAMA STATE	34	3-9	.333	1-4	.250	1-3	.333	5	5	1	1	1	8
CHARLOTTE	38	3-15	.200	0-8	.000	4-4	1.000	6	0	2	0	0	10
SOUTH ALABAMA	18	2-7	.286	0-1	.000	0-0	.000	0	0	0	0	0	4
vs Cincinnati	33	3-8	.375	1-3	.333	0-0	.000	4	0	3	1	1	7
vs Nicholls State	32	3-11	.273	2-6	.333	4-5	.800	3	4	0	1	1	12
SAN DIEGO	40	5-13	.385	1-5	.200	6-7	.857	5	4	2	0	2	17
HOUSTON	24	2-7	.286	2-5	.400	1-2	.500	7	0	1	1	1	7
WESTERN KENTUCKY	32	6-9	.667	4-6	.667	2-2	1.000	3	3	0	0	2	18
at Arkansas	35	5-8	.625	3-4	.750	4-6	.667	5	2	1	0	1	17
ALABAMA	35	4-7	.571	4-5	.800	1-2	.500	3	2	1	1	3	13
VANDERBILT	36	3-9	.333	1-5	.200	0-1	.000	2	3	2	0	0	7
at LSU	26	2-6	.333	2-6	.333	3-5	.600	3	1	1	0	2	9
at Georgia	32	1-9	.111	1-6	.167	3-4	.750	3	0	2	0	3	6
OLE MISS	31	2-9	.222	2-7	.286	4-4	1.000	3	0	0	0	3	6
at Kentucky	33	4-10	.400	3-5	.750	2-2	1.000	0	2	3	1	1	13
ARKANSAS	36	5-12	.417	3-8	.375	9-10	.900	5	3	5	1	0	22
LSU	44	1-13	.077	0-4	.000	8-8	1.000	9	1	2	0	3	10
at Auburn	33	6-12	.500	3-8	.375	4-5	.750	5	1	1	0	3	18
SOUTH CAROLINA	37	2-11	.182	2-7	.286	4-6	.667	7	4	1	0	0	10
at Alabama	43	6-19	.316	4-11	.364	4-6	.667	10	5	2	0	2	20
at Tennessee	38	6-12	.500	3-7	.429	5-6	.833	1	4	2	0	0	23
AUBURN	48	4-11	.364	2-7	.286	1-1	1.000	2	2	3	0	3	11
FLORIDA	30	3-8	.375	1-2	.500	5-7	.714	6	3	3	0	1	12
Totals	958	106-296	.358	58-164	.354	87-117	.744	114	58	55	10	42	357



# Meet Dee Bost



**Dee Bost**

**6-2 • 170 • Fr.**

**HS • Guard**

**Concord, NC**

**3**

## BOST BY THE NUMBERS

### SEASON/CAREER HIGHS

- **Points:** 25, Arkansas (2-7-09)
- **FGM:** 9, Arkansas (2-7-09)
- **FGA:** 17, LSU (2-11-09)
- **3GM:** 6, Arkansas (2-7-09)
- **3GA:** 8, five times (last: at Tennessee [2-25-09])
- **FTM:** 10, LSU (2-11-09)
- **FTA:** 12, LSU (2-11-09)
- **Rebounds:** 8, Auburn (2-28-09)
- **Assists:** 10, N. Alab. (11-19-08); Alabama (1-14-09)
- **Blocks:** 0
- **Steals:** 4, San Diego (12-30-08)
- **Minutes:** 47, LSU (2-11-09); Alabama (2-21-09)
- **Season double-doubles:** 1

- ◆ Has started all 30 games.
- ◆ Has been named SEC freshman of the week twice this season.
- ◆ Collected a career-high eight rebounds against Auburn (2-28-09)
- ◆ Became the first true freshman to start on opening day since Jamont Gordon in 2005-06.
- ◆ Leads MSU with 130 assists, the third-most in the SEC and the most by any MSU freshman in school history.
- ◆ Has 10 assists twice this year, against North Alabama and Alabama, becoming the first MSU player to dish out 10 since Jamont Gordon last year against Alabama.
- ◆ Is averaging 11.4 points and has scored in double digits 18 times this season, including 13 of the last 17 games.
- ◆ Honorable mention freshman All-American by CollegeHoops.net.
- ◆ Had his first double-double against Alabama on 1-14-09 (13 points, 10 assists).
- ◆ Scored a career-high 25 points on Feb. 7 at home against Arkansas.

## FRESHMAN ALL-SEC CANDIDATE PRESEASON HONORABLE MENTION ALL-AMERICAN

### 2008-09

Opponent	Min	FG-FGA	Pct	3PTM-A	PCT	FT-FTA	Pct	Reb	A	TO	Blk	Stl	Pts
CENTENARY	23	3-8	.375	2-4	.500	1-2	.500	3	4	2	0	1	9
LOUISIANA-MONROE	26	4-9	.444	3-6	.500	3-4	.750	3	7	2	0	1	14
NORTH ALABAMA	23	2-5	.400	1-3	.333	2-2	1.000	2	10	5	0	1	7
FAIRLEIGH DICKINSON	24	2-8	.250	0-4	.000	2-4	.500	1	6	4	0	1	6
at St. Bonaventure	20	1-8	.125	0-1	.000	4-5	.800	4	2	6	0	3	6
vs Washington State	30	1-6	.167	1-3	.333	5-6	.833	7	3	3	0	1	8
vs Texas Tech	32	6-16	.375	3-6	.500	1-4	.250	4	3	1	0	3	16
ALABAMA STATE	27	2-5	.400	1-2	.500	5-6	.833	1	5	4	0	2	10
CHARLOTTE	32	3-10	.300	3-8	.375	6-8	.750	0	1	2	0	0	15
SOUTH ALABAMA	35	2-6	.333	0-3	.000	0-0	.000	4	5	2	0	0	4
at Cincinnati	28	1-10	.100	0-6	.000	0-1	.000	2	3	0	0	2	2
Nicholls State	33	0-1	.000	0-0	.000	3-4	.750	5	6	2	0	1	3
SAN DIEGO	36	4-8	.500	2-5	.400	3-6	.500	1	1	5	0	4	13
HOUSTON	29	3-4	.750	1-2	.500	2-2	1.000	6	8	4	0	0	9
WESTERN KENTUCKY	33	7-12	.583	2-4	.500	2-3	.667	4	0	3	0	1	18
at Arkansas	35	6-11	.545	3-6	.500	2-3	.667	5	5	2	0	2	17
ALABAMA	30	3-11	.273	1-5	.200	6-10	.600	2	10	3	0	1	13
VANDERBILT	35	4-8	.500	0-3	.000	8-9	.889	5	16	1	0	2	16
at LSU	30	0-6	.000	0-2	.000	2-2	1.000	4	3	4	0	0	2
at Georgia	30	2-8	.250	1-4	.250	0-1	.000	4	3	0	0	1	5
OLE Miss	32	3-11	.273	2-6	.333	5-6	.833	0	3	1	0	3	13
at Kentucky	35	4-10	.400	2-6	.333	0-1	.000	4	4	2	0	3	10
ARKANSAS	36	9-14	.643	6-8	.750	1-2	.500	3	7	0	0	0	25
LSU	47	4-17	.235	2-7	.286	10-12	.833	3	2	4	0	3	20
at Auburn	31	4-11	.364	4-8	.500	1-3	.333	4	2	3	0	1	13
SOUTH CAROLINA	35	3-6	.500	1-3	.333	7-11	.636	6	5	4	0	2	14
at Alabama	47	5-12	.417	4-8	.500	3-3	1.000	6	5	6	0	2	17
at Tennessee	34	4-10	.400	3-8	.375	6-7	.857	3	5	6	0	2	17
AUBURN	32	3-9	.333	2-7	.286	4-4	1.000	8	3	5	0	0	12
FLORIDA	31	2-5	.400	2-5	.400	3-4	.750	3	4	4	0	1	9
<b>Totals</b>	<b>953</b>	<b>97-265</b>	<b>.366</b>	<b>52-143</b>	<b>.364</b>	<b>97-135</b>	<b>.719</b>	<b>104</b>	<b>130</b>	<b>90</b>	<b>0</b>	<b>44</b>	<b>343</b>

## BOST'S CAREER NUMBERS

Year	G/GS	Min	FG-FGA	Pct	3PTA-M	PCT	FT-FTA	Pct	Reb	A	TO	Blk	Stl	Pts/Avg
2008-09	30/30	953	97-265	.366	52-143	.364	97-135	.719	104	130	90	0	44	343/11.4



## DID YOU KNOW . . .

- ✓ Both a football and basketball standout at Concord High School.
- ✓ Led his school to Class 3A titles in both football and basketball.
- ✓ Earned MVP honors in both the football and basketball title games.
- ✓ Averaged 17 points, 6.5 rebounds and 5.0 assists as a senior.
- ✓ Threw for 2,958 yards and 25 touchdowns as a senior.

## MSU FRESHMAN ASSISTS CHARTS

Player	Season	G	Asst.	Avg.
1. Dee Bost	2008-09	30	130	4.3
2. Jamont Gordon	2005-06	30	129	4.3
3. Rich Knarr	1972-73	26	127	4.9
4. Ben Hansbrough	2006-07	35	112	3.2
5. Gary Ervin	2003-04	30	74	2.5
6. Greg Lockhart	1985-86	30	70	2.3
7. Ray White	1975-76	26	69	2.7
8. Gary Hooker	1975-76	26	68	2.6
9. Jeff Norwood	1981-82	27	60	2.2

# Meet the Mississippi State Players



**Kodi Augustus**

6-8 • 220 • So.

1L • Forward

Baton Rouge, LA

24

- ◆ Has drawn nine starts for the Bulldogs and played in 10 more. Last year, saw action in just 11 games.
- ◆ Is third on the team at the foul line with an 75.7 percent accuracy (28 of 37).
- ◆ Is seventh on the team with six blocked shots.
- ◆ Is currently averaging 5.0 points and 3.1 rebounds.
- ◆ Had career-high 16 points vs. Texas Tech back in November.

## AUGUSTUS BY THE NUMBERS

### SEASON HIGHS

- Points: 16, Texas Tech (11-29-08)
- FGM: 6, Texas Tech (11-29-08)
- FGA: 12, Texas Tech (11-29-08)
- 3GM: 1, La-Monroe (11-17-08), LSU (2-11-09)
- 3GA: 3, Washington State (11-28-08)
- FTM: 5, Washington State (11-28-08)
- FTA: 6, Washington State (11-28-08)
- Rebounds: 9, Texas Tech (11-29-08)
- Assists: 2, Centenary (11-15-08), ULM (11-17-08)
- Blocks: 2, Centenary (11-15-08)
- Steals: 1, five times (Last: Auburn [2-14-09])
- Minutes: 27, Washington State (11-28-08)
- Season double-doubles: 0

### CAREER HIGHS

- Points: 16, Texas Tech (11-29-08)
- FGM: 6, Texas Tech (11-29-08)
- FGA: 12, Texas Tech (11-29-08)
- 3GM: 2, Southeastern LA (12-8-07)
- 3GA: 3, Washington State (11-28-08)
- FTM: 5, Washington State (11-28-08)
- FTA: 6, Washington State (11-28-08)
- Rebounds: 9, Texas Tech (11-29-08)
- Assists: 2, Centenary (11-15-08), LA-Monroe (11-17-08), Loyola Marymount (12-19-07)
- Blocks: 2, Centenary (11-15-08)
- Steals: 1, six times (Last: Auburn [2-14-09])
- Minutes: 27, Washington State (11-28-08)
- Career double-doubles: 0



**Ravern Johnson**

6-7 • 175 • So.

1L • Guard

Lyon, MS

2

- ◆ The first-year starter leads MState with 76 3-pointers on 179 attempts, while his 42.5 percent accuracy leads the SEC.
- ◆ In first-career start against Centenary, he responded with 15 points and drained a team-high five 3-pointers.
- ◆ Scored career-high 26 points against Western Kentucky and is second in scoring with a 12.6 clip.
- ◆ Has started all 30 games.
- ◆ Has scored 20-plus points a team-high five times.


## JOHNSON BY THE NUMBERS

### SEASON HIGHS

- Points: 26, Western Kentucky (1-5-09)
- FGM: 9, Western Kentucky (1-5-09)
- FGA: 17, South Carolina (2-18-09)
- 3GM: 6, Western Kentucky (1-5-09)
- 3GA: 10, South Carolina (2-18-09), Alabama (2-21-09), Auburn (2-28-09)
- FTM: 4, three times (last: LSU [1-21-09])
- FTA: 5, Alabama State (12-6-08)
- Rebounds: 8, Nicholls State (12-22-08)
- Assists: 3, Four times (Last, LSU 1-21-09)
- Blocks: 2, Centenary (11-15-08), Fairleigh Dickinson (11-22-08), Kentucky (2-3-09)
- Steals: 2, Nicholls St. (12-22-08), LSU (1-21-09)
- Minutes: 44, Alabama (2-21-09)
- Season double-doubles: 0

### CAREER HIGHS

- Points: 26, Western Kentucky (1-5-09)
- FGM: 9, Western Kentucky (1-5-09)
- FGA: 17, South Carolina (2-18-09)
- 3GM: 6, Western Kentucky (1-5-09)
- 3GA: 10, South Carolina (2-18-09), Alabama (2-21-09), Auburn (2-28-09)
- FTM: 4, three times (last: LSU [1-21-09])
- FTA: 5, Alabama State (12-6-08)
- Rebounds: 7, at St. Bonaventure (11-25-08)
- Assists: 3, four times (Last, LSU 1-21-09)
- Blocks: 2, four times (last: Kentucky [2-3-09])
- Steals: 2, Nicholls State (12-22-08), LSU (1-21-09)
- Minutes: 44, Alabama (2-21-09)
- Career double-doubles: 0



**Elgin Bailey**

6-8 • 254 • So.

1L • Forward

New Orleans, LA

45

- ◆ Saw action in 27 games before a severely dislocated ankle against Florida sidelined him for the remainder of the season.
- ◆ Had career-high 10 points against North Alabama and Centenary.
- ◆ Is second on the team with 26 blocked shots, 12th most in the SEC.
- ◆ Is averaging 3.9 points and 2.4 rebounds.

## BAILEY BY THE NUMBERS

### SEASON HIGHS

- Points: 10, North Alabama (11-19-08), Centenary (11-15-08)
- FGM: 4, Centenary (11-15-08), Arkansas (2-16-08)
- FGA: 11, Centenary (11-15-08)
- 3GM: 0
- 3GA: 0
- FTM: 6, N. Alabama (11-19-08), LSU (2-11-09)
- FTA: 8, N. Alabama (11-19-08), LSU (2-11-09)
- Rebounds: 9, LA-Monroe (11-17-08)
- Assists: 2, North Alabama (11-19-08)
- Blocks: 3, North Alabama (11-19-08), South Alabama (12-13-08)
- Steals: 2, North Alabama (11-19-08), Washington State (11-28-08), Florida (3-4-09)
- Minutes: 17, LA-Monroe (11-17-08)
- Season double-doubles: 0

### CAREER HIGHS

- Points: 10, N. Alabama (11-19-08), Centenary (11-15-08)
- FGM: 4, Centenary (11-15-08), Arkansas (2-16-08)
- FGA: 11, Centenary (11-15-08)
- 3GM: 0
- 3GA: 0
- FTM: 6, N. Alabama (11-19-08), LSU (2-11-09)
- FTA: 8, N. Alabama (11-19-08), LSU (2-11-09)
- Rebounds: 9, LA-Monroe (11-17-08)
- Assists: 2, North Alabama (11-19-08)
- Blocks: 3, N. Ala. (11-19-08), S. Ala. (12-13-08)
- Steals: 2, North Alabama (11-19-08), Washington State (11-28-08), Florida (3-4-09)
- Minutes: 17, LA-Monroe (11-17-08)
- Career double-doubles: 0

# Meet the Mississippi State Players



**Brian Johnson**  
6-9 • 245 • Sr.  
1L • Forward  
Laurinburg, NC

44

- ◆ A foot/ankle injury sidelined him for first 11 games, but has played in 15 of last 19 outings. Didn't play against Ole Miss due to being suspended.
- ◆ Transferred to Mississippi State after two years at Louisville.
- ◆ Last season, saw action in 33 games and averaged 2.3 points and 2.2 rebounds.
- ◆ Best game was against Clemson, when he scored 10 points.
- ◆ Averaging 2.1 points and 1.3 rebounds.

## JOHNSON BY THE NUMBERS

### SEASON HIGHS

- Points: 7, LSU (2-11-09)
- FGM: 3, LSU (2-11-09)
- FGA: 7, LSU (2-11-09)
- 3GM: 0
- 3GA: 0
- FTM: 2, Houston (1-3-08), LSU (1-21-09)
- FTA: 4, Houston (1-3-08)
- Rebounds: 4, Houston (1-3-08), LSU (2-11-09)
- Assists: 2, Arkansas (2-7-09)
- Blocks: 2, LSU (2-11-09)
- Steals: 1, Houston (1-3-08), Georgia (1-24-09), Arkansas (2-7-09)
- Minutes: 14, LSU (2-11-09)
- Season double-doubles: 0

### CAREER HIGHS

- Points: 10, Clemson (11-5-07)
- FGM: 4, Clemson (11-5-07)
- FGA: 7, LSU (2-11-09)
- 3GM: 0
- 3GA: 0
- FTM: 2, seven times (last: LSU 1-21-09)
- FTA: 4, Houston (1-3-08)
- Rebounds: 6, Loyola Marymount (12-19-07)
- Assists: 3, Ole Miss (1-26-08)
- Blocks: 3, Texas A&M C.C. (12-21-07)
- Steals: 3, Loyola Marymount (12-19-07)
- Minutes: 21, UC-Irvine (11-22-07)
- Career double-doubles: 0



**Riley Benock**  
6-4 • 180 • So.  
1L • Guard  
Battletown, KY

15

- ◆ Seen action in all 30 games for the Bulldogs as a reserve.
- ◆ Has connected on 24 of his 64 shots, and was 3-of-4 against Arkansas on Feb. 7.
- ◆ Is averaging 2.5 points and for 1.0 rebounds per outing.
- ◆ His 15 steals are the fifth-most on the team.
- ◆ Scored season-high 9 points against Arkansas at home on 2-7-09.


## BENOCK BY THE NUMBERS

### SEASON HIGHS

- Points: 9, Arkansas (2-7-09)
- FGM: 3, North Alabama (11-19-08), Arkansas (2-7-09), Centenary (11-15-08)
- FGA: 6, Nicholls State (12-22-08)
- 3GM: 3, Arkansas (2-7-09)
- 3GA: 6, Nicholls State (12-22-08)
- FTM: 2, Nicholls State (12-22-08)
- FTA: 2, Nicholls State (12-22-08), Houston (1-3-08), LSU (1-21-09), Vanderbilt (1-17-09), Florida (3-4-09)
- Rebounds: 3, Nicholls State (12-22-08)
- Assists: 2, Six times (last: Georgia [1-24-09])
- Blocks: 1, Centenary (11-15-08), Charlotte (12-10-08)
- Steals: 3, Centenary (11-15-08)
- Minutes: 23, LSU (2-11-09)
- Season double-doubles: 0

### CAREER HIGHS

- Points: 12, Ole Miss (1-26-08)
- FGM: 4, Ole Miss (1-26-08)
- FGA: 6, Nicholls State (12-22-08)
- 3GM: 4, Ole Miss (1-26-08)
- 3GA: 6, Nicholls State (12-22-08)
- FTM: 3, Georgia (1-12-08)
- FTA: 4, Georgia (1-12-08)
- Rebounds: 4, Southeast LA (12-8-07)
- Assists: 4, UT-Martin (11-17-07)
- Blocks: 1, five times (last: Centenary 11-15-08)
- Steals: 3, Centenary (11-15-08)
- Minutes: 23, LSU (2-11-09)
- Career double-doubles: 0



**Phil Turner**  
6-3 • 170 • So.  
1L • Guard  
Grenada, MS

25

- ◆ Has started the last 21 games for the Bulldogs and is second at the foul line with a 78.7 percent accuracy (48 of 61).
- ◆ In the freshman record books, he is ninth with 24 made 3-pointers.
- ◆ Averaging 8.6 points and 5.2 rebounds.
- ◆ Scored a career-high 18 points at Kentucky on 6-of-13 shooting and made four 3-pointers.
- ◆ Had career-high in rebounds (14) and steals (6) against South Carolina.
- ◆ Has 80 rebounds in last nine games.
- ◆ Averaging 10.9 points, 8.9 rebounds in last nine games and has 22 assists.

## TURNER BY THE NUMBERS

### SEASON HIGHS

- Points: 18, Kentucky (2-3-09)
- FGM: 7, South Carolina (2-18-09)
- FGA: 13, Kentucky (2-3-09)
- 3GM: 4, Kentucky (2-3-09), Arkansas (2-7-09)
- 3GA: 9, Kentucky (2-3-09), Auburn (2-14-09)
- FTM: 9, Nicholls State (12-22-08)
- FTA: 12, Nicholls State (12-22-08)
- Rebounds: 14, South Carolina (2-18-09)
- Assists: 4, four times (last: Alabama [2-21-09])
- Blocks: 3, Alabama (1-14-09)
- Steals: 6, South Carolina (2-18-09)
- Minutes: 41, LSU (2-11-09)
- Season double-doubles: 2

### CAREER HIGHS

- Points: 18, Kentucky (2-3-09)
- FGM: 7, South Carolina (2-18-09)
- FGA: 13, Kentucky (2-3-09)
- 3GM: 4, S. Alabama (12-15-07), Kentucky (2-3-09), Arkansas (2-7-09)
- 3GA: 9, Kentucky (2-3-09), Auburn (2-14-09)
- FTM: 9, Nicholls State (12-22-08)
- FTA: 12, Nicholls State (12-22-08)
- Rebounds: 14, South Carolina (2-18-09)
- Assists: 4, four times (last: Alabama [2-21-09])
- Blocks: 3, Alabama (1-14-09)
- Steals: 6, South Carolina (2-18-09)
- Minutes: 41, LSU (2-11-09)
- Career double-doubles: 3

# Meet the Mississippi State Players



**Romero Osby**  
6-8 • 230 • Fr.  
HS • Forward  
Meridian, MS


5

- ◆ Has played in all 30 games for the Bulldogs.
- ◆ In first game against Centenary, he logged 19 minutes, scored 4 points, grabbed 8 rebounds and had 1 assist.
- ◆ Totaled a career-high 15 points vs. North Alabama. His second-best outing came against Houston with 13 points.
- ◆ His high school, Northeast Lauderdale, retired his No. 24 jersey earlier this year.
- ◆ Has grabbed 61 rebounds the last 24 games.
- ◆ Is averaging 4.4 points and 2.8 rebounds.
- ◆ Has scored in double-digits three times – North Alabama (15), Charlotte (10) and Houston (13).

## OSBY BY THE NUMBERS

### SEASON/CAREER HIGHS

- Points: 15, North Alabama (11-19-08)
- FGM: 5, North Alabama (11-19-08), Houston (1-3-08)
- FGA: 13, Houston (1-3-09)
- 3GM: 2, Houston (1-3-09)
- 3GA: 3, North Alabama (11-19-08), F. Dickinson (11-22-08), Houston (1-3-09)
- FTM: 7, Texas Tech (11-29-08)
- FTA: 10, Texas Tech (11-29-08)
- Rebounds: 8, Centenary (11-15-08)
- Assists: 4, North Alabama (11-19-08)
- Blocks: 2, Alabama (1-14-09), Ole Miss (1-31-09)
- Steals: 1, 6 times (last: Vanderbilt [1-21-09])
- Minutes: 23, Fairleigh Dickinson (11-22-08)
- Season double-doubles: 0



**Twany Beckham**  
6-5 • 190 • Fr.  
HS • Guard  
Louisville, KY


4

- ◆ Due to a foot injury, did not see any action the first three games.
- ◆ Saw first action against Fairleigh Dickinson and responded with 4 points on 2-of-2 shooting.
- ◆ He also had 2 rebounds, 2 assists and 2 steals against the Knights.
- ◆ Had his most productive outing at St. Bonaventure. In 20 minutes, scored a career-high 8 points on 2-of-3 shooting and was 4-of-6 at the foul line. He also dished out 3 assists, had 1 steal and just 1 turnover.
- ◆ Has played in the last 27 games for the Bulldogs and has become one of MSU's first players off the bench.
- ◆ Is averaging 1.7 points and 1.4 rebounds.

## BECKHAM BY THE NUMBERS

### SEASON/CAREER HIGHS

- Points: 8, at St. Bonaventure (11-25-08)
- FGM: 2, Fairleigh Dickinson (11-22-08), at St. Bonaventure (11-25-08), Texas Tech (11-29-08), Alabama St. (12-6-08)
- FGA: 4, LSU (1-21-09)
- 3GM: 0
- 3GA: 1, four times (last: Ole Miss [1-31-09])
- FTM: 4, at St. Bonaventure (11-25-08), South Alabama (12-13-08)
- FTA: 6, at St. Bonaventure (11-25-08)
- Rebounds: 5, Auburn (2-14-09)
- Assists: 4, Cincinnati (12-18-08)
- Blocks: 0
- Steals: 2, Fairleigh Dickinson (11-22-08)
- Minutes: 20, at St. Bonaventure (11-25-08)
- Season double-doubles: 0



**Jacquiese Holcombe**  
6-6 • 205 • Jr.  
JC • Forward  
College Park, GA

1

- ◆ Saw his first MSU-career action against Centenary and has played in seven games.
- ◆ Has applied for a medical redshirt.
- ◆ In his 17 minutes of action against the Gents, he scored 2 points, grabbed 1 rebound, steal and assist.
- ◆ Scored a career-high five points against both Charlotte and South Alabama.
- ◆ Played junior college basketball at Georgia Perimeter College, where he was second-team All-American.
- ◆ As a sophomore, averaged 13.4 points and 7.3 rebounds en route to a 23-12 ledger and NJCAA Tournament appearance.
- ◆ Was suspended for six games, but is now back on the team.

## HOLCOMBE BY THE NUMBERS

### SEASON/CAREER HIGHS

- Points: 5, Charlotte (12-10-08), South Alabama (12-13-08)
- FGM: 2, North Alabama (11-19-08), Centenary (11-15-08), South Ala. (12-13-08)
- FGA: 5, North Alabama (11-19-08)
- 3GM: 1, Fairleigh Dickinson (11-22-08)
- 3GA: 1, five times (last: S. Alabama 12-13-08)
- FTM: 3, Charlotte (12-10-08)
- FTA: 3, Charlotte (12-10-08)
- Rebounds: 5, North Alabama (11-19-08)
- Assists: 1, Centenary (11-15-08)
- Blocks: 0
- Steals: 1, Centenary (11-15-08), South Alabama (12-13-08)
- Minutes: 18, North Alabama (11-19-08)
- Season double-doubles: 0



# Meet the Mississippi State Players



**Brandon Bolen**

6-3 • 195 • So.

1L • Guard

Madison, MS

**33**

- ◆ After appearing in nine games last year, he's already seen action nine times this season and has recorded two points and two steals.
- ◆ Was a three-time All-Mississippi Private School Association selection at Madison-Ridgeland.
- ◆ Scored 2 points against North Alabama.

## BOLEN BY THE NUMBERS

### SEASON HIGHS

- Points: 2, North Alabama (11-19-08)
- FGM: 1, North Alabama (11-19-08)
- FGA: 1, N. Alabama (11-19-08), Houston (1-3-08)
- 3GM: 0
- 3GA: 0
- FTM: 0
- FTA: 0
- Rebounds: 0
- Assists: 1, Houston (1-3-08)
- Blocks: 0
- Steals: 1, North Alabama (11-19-08)
- Minutes: 4, Centenary (11-15-08), North Alabama (11-19-08)
- Season double-doubles: 0

### CAREER HIGHS

- Points: 2, North Alabama (11-19-08)
- FGM: 1, North Alabama (11-19-08)
- FGA: 1, four times (last: Houston 1-3-08)
- 3GM: 0
- 3GA: 1, Lafayette (11-19-08)
- FTM: 0
- FTA: 0
- Rebounds: 0
- Assists: 1, Houston (1-3-08)
- Blocks: 0
- Steals: 1, Lafayette (1-5-08), North Alabama (11-19-08)
- Minutes: 4, North Alabama (11-19-08), Centenary (11-15-08)
- Career double-doubles: 0



**Taylor Luczak**

6-8 • 220 • Fr.

HS • Forward

Glens Falls, NY


**20**

- ◆ Although he's a first-year walk-on, Taylor Luczak is no stranger to MSU athletics. He spent the 2007-08 season throwing the javelin for the MSU track team. His best throw of 124-4 came at the Southern Miss Invitational.
- ◆ Has appeared in six games, and scored against Louisiana-Monroe and South Alabama on short jumpers.
- ◆ Averaging 0.7 points.
- ◆ Did not dress four SEC games due to a foot injury.

## LUCZAK BY THE NUMBERS

### SEASON/CAREER HIGHS

- Points: 2, La-Monroe (11-17-08), South Alabama (12-13-08)
- FGM: 1, La-Monroe (11-17-08), South Alabama (12-13-08)
- FGA: 1, La-Monroe (11-17-08), South Alabama (12-13-08)
- 3GM: 0
- 3GA: 0
- FTM: 0
- FTA: 0
- Rebounds: 1, Houston (1-3-08)
- Assists: 0
- Blocks: 0
- Steals: 0
- Minutes: 2, North Alabama (11-19-08), Centenary (11-15-08)
- Season double-doubles: 0



**Christopher Gay**

6-0 • 180 • Sr.

TR • Guard

Hattiesburg, MS

**10**

- ◆ A left-handed walk-on, Christopher Gay spent last season as a manager. He also spent two years playing at William Carey College.
- ◆ Has appeared in nine games and scored his first points against Houston on 1-of-1 shooting.
- ◆ Had one rebound against Louisiana-Monroe.
- ◆ His 3-pointer against Western Kentucky was MSU's 14th on the night, which then tied a school record for the most in one game.
- ◆ Last action was against Florida on Senior Night.

## GAY BY THE NUMBERS

### SEASON/CAREER HIGHS

- Points: 3, Western Kentucky (1-5-09)
- FGM: 1, Houston (1-3-09)
- FGA: 1, Houston (1-3-09)
- 3GM: 1, Western Kentucky (1-5-09)
- 3GA: 1, Western Kentucky (1-5-09)
- FTM: 0
- FTA: 0
- Rebounds: 1, Centenary (11-15-08)
- Assists: 0
- Blocks: 0
- Steals: 0
- Minutes: 2, Centenary (11-15-08)
- Season double-doubles: 0

# Meet the Mississippi State Players



**Rod Bryant**

**6-1 • 165 • So.**

**1L • Guard**

**Birmingham, AL**

**14**

- ◆ A second-year walk-on, Rod Bryant saw action in five games last season.
- ◆ A leg injury prevented him from playing in the first nine games.
- ◆ Has seen action three games, but hasn't scored. He does have two assists.

## BRYANT BY THE NUMBERS

### SEASON HIGHS

- Points: 0
- FGM: 0
- FGA: 0
- 3GM: 0
- 3GA: 0
- FTM: 0
- FTA: 0
- Rebounds: 0
- Assists: 1, South Alabama (12-13-08),  
Western Kentucky (1-5-09)
- Blocks: 0
- Steals: 0
- Minutes: 1, South Alabama (12-13-08)
- Season double-doubles: 0

### CAREER HIGHS

- Points: 2, UT Martin (11-17-07),  
Southeastern Louisiana (12-8-07)
- FGM: 1, UT Martin (11-17-07),  
Southeastern Louisiana (12-08-07)
- FGA: 3, UT Martin (11-17-07),  
SE Louisiana (12-8-07), Ole Miss (1-26-08)
- 3GM: 0
- 3GA: 0
- FTM: 0
- FTA: 1, UT Martin (11-17-07)
- Rebounds: 1, UT Martin (11-17-07)
- Assists: 1, South Alabama (12-13-08)
- Blocks: 0
- Steals: 0
- Minutes: 1, six times (last: Western Kentucky,  
1-5-09)
- Season double-doubles: 0



**2008-09 Mississippi State Basketball**  
**Mississippi State Combined Team Statistics (as of Mar 04, 2009)**  
**All games**

<b>RECORD:</b>	<b>OVERALL</b>	<b>HOME</b>	<b>AWAY</b>	<b>NEUTRAL</b>
ALL GAMES	18-12	13-5	4-4	1-3
CONFERENCE	8-7	5-3	3-4	0-0
NON-CONFERENCE	10-5	8-2	1-0	1-3

#	Player	gp-gs	min	avg	Total		3-Point		F-Throw		Rebounds				pf	dq	a	to	blk	stl	pts	avg
					fg-fga	pct	3fg-fga	pct	ft-fga	pct	off	def	tot	avg								
32	Jarvis Varnado	30-30	857	28.6	150-271	.554	0-1	.000	93-134	.694	89	184	273	9.1	68	2	24	53	141	20	393	13.1
02	Ravern Johnson	30-30	932	31.1	135-303	.446	76-179	.425	32-38	.842	28	72	100	3.3	42	0	36	48	16	12	378	12.6
22	Barry Stewart	30-30	958	31.9	106-296	.358	58-164	.354	87-117	.744	24	90	114	3.8	70	1	58	55	10	42	357	11.9
03	Dee Bost	30-30	953	31.8	97-265	.366	52-143	.364	97-135	.719	23	81	104	3.5	69	1	130	90	0	44	343	11.4
25	Phil Turner	30-21	726	24.2	85-186	.457	39-104	.375	48-61	.787	37	118	155	5.2	64	0	50	45	15	42	257	8.6
24	Kodi Augustus	19-9	226	11.9	32-67	.478	3-15	.200	28-37	.757	22	37	59	3.1	22	1	6	19	6	6	95	5.0
05	Romero Osby	30-0	383	12.8	46-107	.430	6-25	.240	35-52	.673	26	57	83	2.8	44	1	11	24	10	7	133	4.4
45	Elgin Bailey	27-0	290	10.7	39-89	.438	0-0	.000	28-46	.609	21	43	64	2.4	44	1	6	32	26	16	106	3.9
01	Jacquese Holcombe	7-0	83	11.9	8-14	.571	1-5	.200	4-6	.667	7	7	14	2.0	9	0	1	10	0	2	21	3.0
15	Riley Benock	30-0	350	11.7	24-64	.375	20-54	.370	6-10	.600	4	25	29	1.0	29	1	22	13	2	15	74	2.5
44	Brian Johnson	15-0	104	6.9	12-23	.522	0-0	.000	8-16	.500	9	11	20	1.3	21	1	2	13	3	4	32	2.1
04	Twany Beckham	27-0	224	8.3	16-41	.390	0-4	.000	13-26	.500	5	33	38	1.4	19	0	33	32	1	12	45	1.7
20	Taylor Luczak	6-0	8	1.3	2-2	1.000	0-0	.000	0-0	.000	0	2	2	0.3	1	0	0	0	0	0	4	0.7
10	Christopher Gay	9-0	10	1.1	2-2	1.000	1-1	1.000	0-0	.000	0	1	1	0.1	0	0	0	1	0	0	5	0.6
33	Brandon Bolen	9-0	18	2.0	1-2	.500	0-0	.000	0-0	.000	0	0	0	0.0	0	0	1	0	0	2	2	0.2
14	Rod Bryant	3-0	3	1.0	0-0	.000	0-0	.000	0-0	.000	0	0	0	0.0	1	0	2	0	0	0	0	0.0
Team											37	55	92					2				
Total.....		30	6125		755-1732	.436	256-695	.368	479-678	.706	332	816	1148	38.3	503	9	382	437	230	224	2245	74.8
Opponents.....		30	6125		756-1900	.398	204-585	.349	366-567	.646	429	745	1174	39.1	577	-	313	420	90	217	2082	69.4

<b>TEAM STATISTICS</b>	<b>MS</b>	<b>OPP</b>
SCORING	2245	2082
Points per game	74.8	69.4
Scoring margin	+5.4	-
FIELD GOALS-ATT	755-1732	756-1900
Field goal pct	.436	.398
3 POINT FG-ATT	256-695	204-585
3-point FG pct	.368	.349
3-pt FG made per game	8.5	6.8
FREE THROWS-ATT	479-678	366-567
Free throw pct	.706	.646
F-Throws made per game	16.0	12.2
REBOUNDS	1148	1174
Rebounds per game	38.3	39.1
Rebounding margin	-0.9	-
ASSISTS	382	313
Assists per game	12.7	10.4
TURNOVERS	437	420
Turnovers per game	14.6	14.0
Turnover margin	-0.6	-
Assist/turnover ratio	0.9	0.7
STEALS	224	217
Steals per game	7.5	7.2
BLOCKS	230	90
Blocks per game	7.7	3.0
ATTENDANCE	157111	118699
Home games-Avg/Game	18-8728	8-12857
Neutral site-Avg/Game	-	4-3961

<b>Date</b>	<b>Opponent</b>		<b>Score</b>	<b>Att.</b>
11-15-08	CENTENARY	W	77-55	8063
11-17-08	LOUISIANA-MONROE	W	78-49	8732
# 11-19-08	NORTH ALABAMA	W	102-61	8579
# 11-22-08	FAIRLEIGH DICKINSON	W	84-58	9028
11-25-08	at St. Bonaventure	W	76-71	5111
% 11-28-08	vs Washington State	L	52-63	3510
% 11-29-08	vs Texas Tech	L	73-77	2991
12-06-08	ALABAMA STATE	W	76-67	7959
12-10-08	CHARLOTTE	L	64-70	8635
12-13-08	SOUTH ALABAMA	W	79-60	7889
12/18/08	vs University of Cincinnati	L	63-75	5922
\$ 12-22-08	vs Nicholls State	W	74-68	3421
12-30-08	SAN DIEGO	Lot	61-64	8272
01-03-09	HOUSTON	W	82-65	8253
01-05-09	WESTERN KENTUCKY	W	95-67	7674
* 01-10-09	at Arkansas	W	70-56	18884
* 01-14-09	ALABAMA	W	83-74	10299
* 01-17-09	VANDERBILT	W	73-66	9268
* 01-21-09	at LSU	L	57-81	11709
* 01-24-09	at Georgia	W	67-61	8326
* 01-31-09	OLE MISS	L	63-67	10412
* 02-03-09	at Kentucky	W	66-57	21940
* 02-07-09	ARKANSAS	W	86-77	8891
* 02-11-09	LSU	Lot	94-97	9226
* 02-14-09	at Auburn	L	76-91	6451
* 02-18-09	SOUTH CAROLINA	W	75-70	7369
* 02-21-09	at Alabama	Lot	85-87	11297
* 02-25-09	at Tennessee	L	76-81	19137
* 02-28-09	AUBURN	L	58-76	9335
* 03-04-09	FLORIDA	W	80-71	9227

\* = Conference game

# = Legends Classic Regional Rounds (Humphrey Coliseum - Starkville, MS)

% = Legends Classic Championship Rounds (Prudential Center - Newark, NJ)

\$ = Mississippi Coliseum (Jackson, Miss.)

<b>Score by Periods</b>	<b>1st</b>	<b>2nd</b>	<b>OT</b>	<b>OT2</b>	<b>Totals</b>
Mississippi State	1018	1179	25	23	2245
Opponents	960	1066	28	28	2082



**2008-09 Mississippi State Basketball**  
**Mississippi State Category Leaders (as of Mar 04, 2009)**  
**All games**

<b>Points</b>	<b>G</b>	<b>Pts</b>	<b>Pts/G</b>
Jarvis Varnado	30	393	13.1
Ravern Johnson	30	378	12.6
Barry Stewart	30	357	11.9
Dee Bost	30	343	11.4
Phil Turner	30	257	8.6
Romero Osby	30	133	4.4
Elgin Bailey	27	106	3.9
Kodi Augustus	19	95	5.0
Riley Benock	30	74	2.5
Twany Beckham	27	45	1.7
Brian Johnson	15	32	2.1
Jacquiese Holcombe	7	21	3.0

<b>FG Percentage</b>	<b>FG</b>	<b>Att</b>	<b>Pct</b>
Christopher Gay	2	2	1.000
Taylor Luczak	2	2	1.000
Jacquiese Holcombe	8	14	.571
Jarvis Varnado	150	271	.554
Brian Johnson	12	23	.522
Brandon Bolen	1	2	.500
Kodi Augustus	32	67	.478
Phil Turner	85	186	.457
Ravern Johnson	135	303	.446
Elgin Bailey	39	89	.438
Romero Osby	46	107	.430
Twany Beckham	16	41	.390

<b>3-Point Percentage</b>	<b>3FG</b>	<b>Att</b>	<b>Pct</b>
Christopher Gay	1	1	1.000
Ravern Johnson	76	179	.425
Phil Turner	39	104	.375
Riley Benock	20	54	.370
Dee Bost	52	143	.364
Barry Stewart	58	164	.354
Romero Osby	6	25	.240
Kodi Augustus	3	15	.200
Jacquiese Holcombe	1	5	.200
Twany Beckham	0	4	.000
Jarvis Varnado	0	1	.000

<b>Free Throw Percent</b>	<b>FG</b>	<b>Att</b>	<b>Pct</b>
Ravern Johnson	32	38	.842
Phil Turner	48	61	.787
Kodi Augustus	28	37	.757
Barry Stewart	87	117	.744
Dee Bost	97	135	.719
Jarvis Varnado	93	134	.694
Romero Osby	35	52	.673
Jacquiese Holcombe	4	6	.667
Elgin Bailey	28	46	.609
Riley Benock	6	10	.600
Brian Johnson	8	16	.500
Twany Beckham	13	26	.500

<b>Scoring Average</b>	<b>G</b>	<b>Pts</b>	<b>Avg/G</b>
Jarvis Varnado	30	393	13.1
Ravern Johnson	30	378	12.6
Barry Stewart	30	357	11.9
Dee Bost	30	343	11.4
Phil Turner	30	257	8.6
Kodi Augustus	19	95	5.0
Romero Osby	30	133	4.4
Elgin Bailey	27	106	3.9
Jacquiese Holcombe	7	21	3.0
Riley Benock	30	74	2.5
Brian Johnson	15	32	2.1
Twany Beckham	27	45	1.7

<b>Field Goal Attempts</b>	<b>G</b>	<b>Att</b>	<b>Att/G</b>
Ravern Johnson	30	303	10.1
Barry Stewart	30	296	9.9
Jarvis Varnado	30	271	9.0
Dee Bost	30	265	8.8
Phil Turner	30	186	6.2

<b>Field Goals Made</b>	<b>G</b>	<b>Made</b>	<b>Made/G</b>
Jarvis Varnado	30	150	5.0
Ravern Johnson	30	135	4.5
Barry Stewart	30	106	3.5
Dee Bost	30	97	3.2
Phil Turner	30	85	2.8

<b>3-Point FG Attempts</b>	<b>G</b>	<b>Att</b>	<b>Att/G</b>
Ravern Johnson	30	179	6.0
Barry Stewart	30	164	5.5
Dee Bost	30	143	4.8
Phil Turner	30	104	3.5
Riley Benock	30	54	1.8

<b>3-Point FG Made</b>	<b>G</b>	<b>Made</b>	<b>Made/G</b>
Ravern Johnson	30	76	2.5
Barry Stewart	30	58	1.9
Dee Bost	30	52	1.7
Phil Turner	30	39	1.3
Riley Benock	30	20	0.7

<b>Free Throw Attempts</b>	<b>G</b>	<b>Att</b>	<b>Att/G</b>
Dee Bost	30	135	4.5
Jarvis Varnado	30	134	4.5
Barry Stewart	30	117	3.9
Phil Turner	30	61	2.0
Romero Osby	30	52	1.7

<b>Free Throws Made</b>	<b>G</b>	<b>Made</b>	<b>Made/G</b>
Dee Bost	30	97	3.2
Jarvis Varnado	30	93	3.1
Barry Stewart	30	87	2.9
Phil Turner	30	48	1.6
Romero Osby	30	35	1.2



**2008-09 Mississippi State Basketball**  
**Mississippi State Category Leaders (as of Mar 04, 2009)**  
**All games**

<b>Rebounds</b>	<b>G</b>	<b>Reb</b>	<b>Reb/G</b>
Jarvis Varnado	30	273	9.1
Phil Turner	30	155	5.2
Barry Stewart	30	114	3.8
Dee Bost	30	104	3.5
Ravern Johnson	30	100	3.3

<b>Rebound Average</b>	<b>G</b>	<b>Reb</b>	<b>Avg/G</b>
Jarvis Varnado	30	273	9.1
Phil Turner	30	155	5.2
Barry Stewart	30	114	3.8
Dee Bost	30	104	3.5
Ravern Johnson	30	100	3.3

<b>Offensive Rebounds</b>	<b>G</b>	<b>No.</b>	<b>Avg/G</b>
Jarvis Varnado	30	89	3.0
Phil Turner	30	37	1.2
Ravern Johnson	30	28	0.9
Romero Osby	30	26	0.9
Barry Stewart	30	24	0.8

<b>Defensive Rebounds</b>	<b>G</b>	<b>No.</b>	<b>Avg/G</b>
Jarvis Varnado	30	184	6.1
Phil Turner	30	118	3.9
Barry Stewart	30	90	3.0
Dee Bost	30	81	2.7
Ravern Johnson	30	72	2.4

<b>Fouls</b>	<b>G</b>	<b>No.</b>	<b>Per/G</b>
Barry Stewart	30	70	2.3
Dee Bost	30	69	2.3
Jarvis Varnado	30	68	2.3
Phil Turner	30	64	2.1
Elgin Bailey	27	44	1.6
Romero Osby	30	44	1.5

<b>Foulsouts</b>	<b>G</b>	<b>No.</b>
Jarvis Varnado	30	2
Dee Bost	30	1
Brian Johnson	15	1
Elgin Bailey	27	1
Romero Osby	30	1
Kodi Augustus	19	1
Riley Benock	30	1
Barry Stewart	30	1

<b>Assists</b>	<b>G</b>	<b>No.</b>	<b>Ast/G</b>
Dee Bost	30	130	4.3
Barry Stewart	30	58	1.9
Phil Turner	30	50	1.7
Ravern Johnson	30	36	1.2
Twany Beckham	27	33	1.2

<b>Steals</b>	<b>G</b>	<b>No.</b>	<b>Stl/G</b>
Dee Bost	30	44	1.5
Barry Stewart	30	42	1.4
Phil Turner	30	42	1.4
Jarvis Varnado	30	20	0.7
Elgin Bailey	27	16	0.6

<b>Blocked Shots</b>	<b>G</b>	<b>No.</b>	<b>Blk/G</b>
Jarvis Varnado	30	141	4.7
Elgin Bailey	27	26	1.0
Ravern Johnson	30	16	0.5
Phil Turner	30	15	0.5
Romero Osby	30	10	0.3
Barry Stewart	30	10	0.3

<b>Minutes</b>	<b>G</b>	<b>No.</b>	<b>Min/G</b>
Barry Stewart	30	958	31.9
Dee Bost	30	953	31.8
Ravern Johnson	30	933	31.1
Jarvis Varnado	30	857	28.6
Phil Turner	30	726	24.2

<b>Turnovers</b>	<b>G</b>	<b>No.</b>	<b>TO/G</b>
Dee Bost	30	90	3.0
Barry Stewart	30	55	1.8
Jarvis Varnado	30	53	1.8
Ravern Johnson	30	48	1.6
Phil Turner	30	45	1.5





**2008-09 Mississippi State Basketball**  
**Mississippi State Team Game-by-Game (as of Mar 04, 2009)**  
**All games**

**TEAM STATISTICS**

Opponent	Date	Score		Total		3-Pointers		Free throws		Rebounds				pf	a	t/o	blk	stl	pts	avg
				fg-fga	pct	3fg-fga	pct	ft-fla	pct	off	def	tot	avg							
CENTENARY	11-15-08	77-55	W	27-58	.466	10-22	.455	13-20	.650	11	35	46	46.0	16	17	17	15	12	77	77.0
LOUISIANA-MONROE	11-17-08	78-49	W	28-56	.500	9-21	.429	13-19	.684	13	37	50	48.0	18	20	20	12	4	78	77.5
NORTH ALABAMA	11-19-08	102-61	W	34-59	.576	11-25	.440	23-26	.885	12	39	51	49.0	12	17	21	13	10	102	85.7
FAIRLEIGH DICKINSON	11-22-08	84-58	W	30-59	.508	9-24	.375	15-28	.536	8	37	45	48.0	29	15	16	15	7	84	85.2
at St. Bonaventure	11-25-08	76-71	W	25-59	.424	5-13	.385	21-27	.778	18	28	46	47.6	21	14	24	7	7	76	83.4
vs Washington State	11-28-08	52-63	L	15-46	.326	6-14	.429	16-23	.696	6	25	31	44.8	18	7	20	8	7	52	78.2
vs Texas Tech	11-29-08	73-77	L	26-65	.400	4-20	.200	17-31	.548	16	32	48	45.3	20	7	11	11	6	73	77.4
ALABAMA STATE	12-06-08	76-67	W	26-52	.500	5-10	.500	19-28	.679	16	21	37	44.2	12	14	14	10	5	76	77.2
CHARLOTTE	12-10-08	64-70	L	17-55	.309	6-26	.231	24-33	.727	13	29	42	44.0	15	7	11	6	4	64	75.8
SOUTH ALABAMA	12-13-08	79-60	W	29-54	.537	4-14	.286	17-24	.708	8	25	33	42.9	19	14	13	9	8	79	76.1
vs University of Cincinnati	12/18/08	63-75	L	25-55	.455	4-18	.222	9-12	.750	4	23	27	41.5	15	11	13	6	8	63	74.9
vs Nicholls State	12-22-08	74-68	W	20-44	.455	5-18	.278	29-38	.763	12	23	35	40.9	13	13	14	8	7	74	74.8
SAN DIEGO	12-30-08	61-64	Lot	22-56	.393	5-19	.263	12-21	.571	13	23	36	40.5	13	9	16	8	7	61	73.8
HOUSTON	01-03-09	82-65	W	30-65	.462	11-25	.440	11-18	.611	12	34	46	40.9	25	18	15	5	5	82	74.4
WESTERN KENTUCKY	01-05-09	95-67	W	35-53	.660	14-22	.636	11-12	.917	5	27	32	40.3	17	15	14	2	7	95	75.7
at Arkansas	01-10-09	70-56	W	25-56	.446	11-27	.407	9-15	.600	9	29	38	40.2	17	13	13	5	4	70	75.4
ALABAMA	01-14-09	83-74	W	29-58	.500	11-24	.458	14-21	.667	13	21	34	39.8	10	18	13	10	8	83	75.8
VANDERBILT	01-17-09	73-66	W	24-50	.480	7-18	.389	18-22	.818	5	23	28	39.2	11	14	12	6	10	73	75.7
at LSU	01/21/09	57-81	L	19-52	.365	5-20	.250	14-18	.778	4	20	24	38.4	17	9	11	2	6	57	74.7
at Georgia	01/24/09	67-61	W	23-56	.411	9-24	.375	12-19	.632	8	24	32	38.0	11	8	13	4	13	67	74.3
OLE MISS	01-31-09	63-67	L	17-54	.315	9-31	.290	20-26	.769	10	23	33	37.8	16	12	12	4	10	63	73.8
at Kentucky	02/03/09	66-57	W	23-52	.442	14-27	.519	6-10	.600	8	25	33	37.6	12	9	16	13	8	66	73.4
ARKANSAS	02-07-09	86-77	W	28-55	.509	16-29	.552	14-19	.737	9	26	35	37.5	15	15	12	11	4	86	74.0
LSU	02-11-09	94-97	Lot	24-77	.312	5-24	.208	41-52	.788	18	32	50	38.0	25	11	11	10	10	94	74.8
at Auburn	02-14-09	76-91	L	28-72	.389	10-35	.286	10-14	.714	13	24	37	38.0	20	8	11	4	8	76	74.8
SOUTH CAROLINA	02-18-09	75-70	W	25-67	.373	9-26	.346	16-24	.667	16	29	45	38.2	13	14	13	7	10	75	74.8
at Alabama	02/21/09	85-87	Lot	27-80	.338	12-39	.308	19-26	.731	20	28	48	38.6	23	16	14	11	10	85	75.2
at Tennessee	02/25/09	76-81	L	25-53	.472	11-30	.367	15-19	.789	10	21	31	38.3	18	15	17	4	5	76	75.2
AUBURN	02-28-09	58-76	L	20-57	.351	9-30	.300	9-12	.750	12	25	37	38.3	18	9	18	2	5	58	74.7
FLORIDA	03-04-09	80-71	W	29-57	.509	10-20	.500	12-21	.571	10	28	38	38.3	14	13	12	2	9	80	74.8
Mississippi State		2245		755-1732	.436	256-695	.368	479-678	.706	332	816	1148	38.3	503	382	437	230	224	2245	74.8
Opponents		2082		756-1900	.398	204-585	.349	366-567	.646	429	745	1174	39.1	577	313	420	90	217	2082	69.4

Games played: 30  
Points/game: 74.8  
FG Pct: 43.6  
3FG Pct: 36.8  
FT Pct: 70.6

Rebounds/game: 38.3  
Assists/game: 12.7  
Turnovers/game: 14.6  
Assist/turnover ratio: 0.9  
Steals/game: 7.5  
Blocks/game: 7.7



**2008-09 Mississippi State Basketball**  
**Mississippi State Opponent Game-by-Game (as of Mar 04, 2009)**  
**All games**

**OPPONENT STATISTICS**

Opponent	Date	Score		Total		3-Pointers		Free throws		Rebounds										
				fg-fga	pct	3fg-fga	pct	ft-fta	pct	off	def	tot	avg	pf	a	t/o	blk	stl	pts	avg
CENTENARY	11-15-08	77-55	W	20-65	.308	9-22	.409	6-12	.500	14	24	38	38.0	15	12	18	4	11	55	55.0
LOUISIANA-MONROE	11-17-08	78-49	W	20-69	.290	4-21	.190	5-14	.357	17	19	36	37.0	25	8	13	0	7	49	52.0
NORTH ALABAMA	11-19-08	102-61	W	23-72	.319	7-22	.318	8-15	.533	13	14	27	33.7	20	10	15	2	12	61	55.0
FAIRLEIGH DICKINSON	11-22-08	84-58	W	16-66	.242	5-21	.238	21-39	.538	24	26	50	37.8	21	7	19	3	5	58	55.8
at St. Bonaventure	11-25-08	76-71	W	26-67	.388	5-13	.385	14-23	.609	16	20	36	37.4	25	11	17	4	9	71	58.8
vs Washington State	11-28-08	52-63	L	25-58	.431	2-13	.154	11-15	.733	9	26	35	37.0	19	10	12	4	11	63	59.5
vs Texas Tech	11-29-08	73-77	L	26-64	.406	10-22	.455	15-20	.750	10	29	39	37.3	22	13	10	2	5	77	62.0
ALABAMA STATE	12-06-08	76-67	W	27-62	.435	7-23	.304	6-8	.750	15	14	29	36.2	23	9	14	8	5	67	62.6
CHARLOTTE	12-10-08	64-70	L	26-67	.388	8-21	.381	10-16	.625	16	29	45	37.2	23	7	11	2	6	70	63.4
SOUTH ALABAMA	12-13-08	79-60	W	21-59	.356	5-14	.357	13-21	.619	17	22	39	37.4	16	1	15	6	5	60	63.1
vs University of Cincinnati	12/18/08	63-75	L	25-56	.446	12-27	.444	13-21	.619	12	29	41	37.7	17	20	15	2	7	75	64.2
vs Nicholls State	12-22-08	74-68	W	25-65	.385	12-32	.375	6-8	.750	17	16	33	37.3	25	12	12	0	8	68	64.5
SAN DIEGO	12-30-08	61-64	Lot	25-61	.410	2-4	.500	12-14	.857	14	26	40	37.5	19	8	14	1	10	64	64.5
HOUSTON	01-03-09	82-65	W	21-76	.276	3-18	.167	20-33	.606	25	28	53	38.6	19	7	9	1	9	65	64.5
WESTERN KENTUCKY	01-05-09	95-67	W	28-67	.418	6-21	.286	5-11	.455	16	14	30	38.1	12	11	11	2	7	67	64.7
at Arkansas	01-10-09	70-56	W	23-64	.359	3-22	.136	7-15	.467	17	25	42	38.3	13	7	14	1	5	56	64.1
ALABAMA	01-14-09	83-74	W	31-67	.463	3-9	.333	9-12	.750	17	19	36	38.2	18	8	13	1	7	74	64.7
VANDERBILT	01-17-09	73-66	W	28-62	.452	5-18	.278	5-8	.625	13	24	37	38.1	20	10	17	3	6	66	64.8
at LSU	01/21/09	57-81	L	29-60	.483	8-18	.444	15-19	.789	13	31	44	38.4	18	16	11	4	8	81	65.6
at Georgia	01/24/09	67-61	W	22-57	.386	9-24	.375	8-10	.800	12	29	41	38.5	17	7	22	2	7	61	65.4
OLE MISS	01-31-09	63-67	L	24-58	.414	9-25	.360	10-15	.667	13	29	42	38.7	22	8	17	1	3	67	65.5
at Kentucky	02/03/09	66-57	W	21-59	.356	4-14	.286	11-14	.786	15	23	38	38.7	14	9	15	4	8	57	65.1
ARKANSAS	02-07-09	86-77	W	27-60	.450	12-25	.480	11-18	.611	10	21	31	38.3	20	10	12	2	5	77	65.6
LSU	02-11-09	94-97	Lot	30-68	.441	10-21	.476	27-39	.692	11	41	52	38.9	32	17	21	9	6	97	66.9
at Auburn	02-14-09	76-91	L	27-56	.482	13-27	.481	24-32	.750	7	32	39	38.9	14	16	10	4	5	91	67.9
SOUTH CAROLINA	02-18-09	75-70	W	26-62	.419	5-17	.294	13-23	.565	12	30	42	39.0	21	7	16	5	6	70	68.0
at Alabama	02/21/09	85-87	Lot	26-66	.394	4-11	.364	31-39	.795	18	36	54	39.6	19	13	18	6	11	87	68.7
at Tennessee	02/25/09	76-81	L	31-65	.477	6-18	.333	13-18	.722	17	21	38	39.5	14	16	10	3	5	81	69.1
AUBURN	02-28-09	58-76	L	28-57	.491	9-17	.529	11-22	.500	8	25	33	39.3	16	12	10	2	10	76	69.3
FLORIDA	03-04-09	80-71	W	29-65	.446	7-25	.280	6-13	.462	11	23	34	39.1	18	11	9	2	8	71	69.4
Opponents		2082		756-1900	.398	204-585	.349	366-567	.646	429	745	1174	39.1	577	313	420	90	217	2082	69.4
Mississippi State		2245		755-1732	.436	256-695	.368	479-678	.706	332	816	1148	38.3	503	382	437	230	224	2245	74.8

Games played: 30  
Points/game: 69.4  
FG Pct: 39.8  
3FG Pct: 34.9  
FT Pct: 64.6

Rebounds/game: 39.1  
Assists/game: 10.4  
Turnovers/game: 14.0  
Assist/turnover ratio: 0.7  
Steals/game: 7.2  
Blocks/game: 3.0



**2008-09 Mississippi State Basketball**  
**Mississippi State Game-by-Game Highs (as of Mar 04, 2009)**  
**All games**

Opponent	Date	Score	Points	Rebounds	Assists	Steals	Blocked shots
CENTENARY	11-15-08	77-55	15-Ravern Johnson	11-Jarvis Varnado	4-Dee Bost	4-Barry Stewart	7-Jarvis Varnado
LOUISIANA-MONROE	11-17-08	78-49	17-Barry Stewart	11-Jarvis Varnado	7-Dee Bost	1-Elgin Bailey Dee Bost Kodi Augustus Barry Stewart	9-Jarvis Varnado
NORTH ALABAMA	11-19-08	102-61	16-Jarvis Varnado Barry Stewart	14-Jarvis Varnado	10-Dee Bost	3-Phil Turner	7-Jarvis Varnado
FAIRLEIGH DICKINSON	11-22-08	84-58	14-Jarvis Varnado	16-Jarvis Varnado	6-Dee Bost	2-Twany Beckham	8-Jarvis Varnado
at St. Bonaventure	11-25-08	76-71	19-Jarvis Varnado	12-Jarvis Varnado	4-Barry Stewart	3-Dee Bost	6-Jarvis Varnado
vs Washington State	11-28-08	52-63	10-Barry Stewart Kodi Augustus	7-Dee Bost	3-Dee Bost	2-Elgin Bailey	4-Jarvis Varnado
vs Texas Tech	11-29-08	73-77	16-Dee Bost Kodi Augustus	10-Jarvis Varnado	3-Dee Bost	3-Dee Bost	4-Jarvis Varnado
ALABAMA STATE	12-06-08	76-67	22-Jarvis Varnado	9-Jarvis Varnado	5-Barry Stewart Dee Bost	2-Jarvis Varnado Dee Bost	8-Jarvis Varnado
CHARLOTTE	12-10-08	64-70	15-Dee Bost	9-Jarvis Varnado	3-Jarvis Varnado Twany Beckham	2-Phil Turner	3-Jarvis Varnado
SOUTH ALABAMA	12-13-08	79-60	21-Jarvis Varnado	8-Jarvis Varnado	5-Dee Bost	2-Phil Turner	6-Jarvis Varnado
vs University of Cincinnati	12/18/08	63-75	24-Jarvis Varnado	6-Phil Turner Jarvis Varnado	4-Twany Beckham	3-Phil Turner	4-Jarvis Varnado
vs Nicholls State	12-22-08	74-68	24-Jarvis Varnado	8-Ravern Johnson	6-Dee Bost	2-Ravern Johnson Phil Turner	6-Jarvis Varnado
SAN DIEGO	12-30-08	61-64	17-Barry Stewart	13-Jarvis Varnado	4-Barry Stewart	4-Dee Bost	6-Jarvis Varnado
HOUSTON	01-03-09	82-65	16-Phil Turner	8-Jarvis Varnado	8-Dee Bost	1-Ravern Johnson Phil Turner Elgin Bailey Brian Johnson Barry Stewart	3-Jarvis Varnado
WESTERN KENTUCKY	01-05-09	95-67	26-Ravern Johnson	10-Jarvis Varnado	3-Twany Beckham Barry Stewart	2-Barry Stewart	1-Elgin Bailey Jarvis Varnado
at Arkansas	01-10-09	70-56	17-Dee Bost Barry Stewart	9-Jarvis Varnado	5-Dee Bost	2-Dee Bost	5-Jarvis Varnado
ALABAMA	01-14-09	83-74	17-Phil Turner	10-Jarvis Varnado	10-Dee Bost	3-Barry Stewart	3-Jarvis Varnado Phil Turner
VANDERBILT	01-17-09	73-66	18-Ravern Johnson	6-Jarvis Varnado	6-Dee Bost	4-Phil Turner	3-Jarvis Varnado
at LSU	01/21/09	57-81	18-Jarvis Varnado	4-Jarvis Varnado	3-Ravern Johnson	2-Ravern Johnson Barry Stewart	1-Brian Johnson Phil Turner
at Georgia	01/24/09	67-61	21-Ravern Johnson	8-Jarvis Varnado	3-Dee Bost	4-Jarvis Varnado	4-Jarvis Varnado
OLE MISS	01-31-09	63-67	20-Ravern Johnson	15-Jarvis Varnado	4-Jarvis Varnado	3-Dee Bost Barry Stewart	2-Romero Osby
at Kentucky	02/03/09	66-57	18-Phil Turner	12-Jarvis Varnado	4-Dee Bost	3-Dee Bost Phil Turner	7-Jarvis Varnado
ARKANSAS	02-07-09	86-77	25-Dee Bost	11-Phil Turner	7-Dee Bost	1-Jarvis Varnado Brian Johnson Ravern Johnson Elgin Bailey	7-Jarvis Varnado
LSU	02-11-09	94-97	31-Jarvis Varnado	11-Phil Turner	3-Phil Turner	3-Barry Stewart Dee Bost	6-Jarvis Varnado
at Auburn	02-14-09	76-91	20-Jarvis Varnado	9-Phil Turner	4-Phil Turner	3-Barry Stewart	4-Jarvis Varnado
SOUTH CAROLINA	02-18-09	75-70	20-Ravern Johnson	14-Phil Turner	5-Dee Bost	6-Phil Turner	4-Jarvis Varnado
at Alabama	02/21/09	85-87	20-Barry Stewart	11-Jarvis Varnado	5-Barry Stewart Dee Bost	2-Dee Bost Phil Turner Barry Stewart	8-Jarvis Varnado



2008-09 Mississippi State Basketball  
Mississippi State Game-by-Game Highs (as of Mar 04, 2009)  
All games

Opponent	Date	Score	Points	Rebounds	Assists	Steals	Blocked shots
at Tennessee	02/25/09	76-81	20-Barry Stewart	8-Phil Turner	5-Dee Bost	2-Dee Bost Jarvis Varnado	3-Jarvis Varnado
AUBURN	02-28-09	58-76	14-Jarvis Varnado	9-Jarvis Varnado	3-Dee Bost	3-Barry Stewart	2-Jarvis Varnado
FLORIDA	03-04-09	80-71	15-Ravern Johnson	8-Jarvis Varnado	4-Dee Bost	2-Phil Turner Elgin Bailey Jarvis Varnado	2-Jarvis Varnado



**2008-09 Mississippi State Basketball**  
**Mississippi State Game-by-Game Points-Rebounds-Assists (as of Mar 04, 2009)**  
**All games**

Opponent	Date	Score		01	02	03	04	05	10	14
				HOLCOMBE,J	JOHNSON,RA	BOST,DEE	BECKHAM,TW	OSBY,ROMER	GAY,CHRIST	BRYANT,ROD
CENTENARY	11-15-08	77-55	w	2-1-1	15-3-3	9-3-4	DNP	4-8-1	0-1-0	DNP
LOUISIANA-MONROE	11-17-08	78-49	w	4-2-0	10-4-2	14-3-7	DNP	7-2-0	0-0-0	DNP
NORTH ALABAMA	11-19-08	102-61	w	4-5-0	8-2-0	7-2-10	DNP	15-3-4	0-0-0	DNP
FAIRLEIGH DICKINSON	11-22-08	84-58	w	1-0-0	11-4-0	6-1-6	4-2-2	9-5-1	0-0-0	DNP
at St. Bonaventure	11-25-08	76-71	w	DNP	18-7-1	6-4-2	8-1-3	6-4-0	DNP	DNP
vs Washington State	11-28-08	52-63	L	DNP	7-2-1	8-7-3	1-0-1	7-0-0	DNP	DNP
vs Texas Tech	11-29-08	73-77	L	DNP	9-7-2	16-4-3	4-1-0	7-6-0	DNP	DNP
ALABAMA STATE	12-06-08	76-67	w	DNP	21-5-1	10-1-5	4-1-0	5-6-1	DNP	DNP
CHARLOTTE	12-10-08	64-70	L	5-2-0	7-5-0	15-0-1	0-1-3	10-6-0	DNP	DNP
SOUTH ALABAMA	12-13-08	79-60	w	5-2-0	12-3-0	4-4-5	6-3-2	4-0-0	0-0-0	0-0-1
vs University of Cincin	12/18/08	63-75	L	0-2-0	9-1-3	2-2-3	0-1-4	5-1-0	DNP	DNP
vs Nicholls State	12-22-08	74-68	w	DNP	11-8-2	3-5-6	2-0-0	2-2-0	DNP	DNP
SAN DIEGO	12-30-08	61-64	LO	DNP	9-4-1	13-1-1	3-3-0	3-0-0	DNP	DNP
HOUSTON	01-03-09	82-65	w	DNP	14-2-3	9-6-8	0-1-2	13-7-0	2-0-0	0-0-0
WESTERN KENTUCKY	01-05-09	95-67	w	DNP	26-1-2	18-4-0	0-1-3	4-2-2	3-0-0	0-0-1
at Arkansas	01-10-09	70-56	w	DNP	6-4-2	17-5-5	1-3-1	2-5-0	0-0-0	DNP
ALABAMA	01-14-09	83-74	w	DNP	7-1-1	13-2-10	2-2-1	8-6-1	DNP	DNP
VANDERBILT	01-17-09	73-66	w	DNP	18-5-1	16-5-6	0-3-1	2-2-0	DNP	DNP
at LSU	01/21/09	57-81	L	DNP	10-3-3	2-1-2	0-1-2	7-3-0	DNP	DNP
at Georgia	01/24/09	67-61	w	DNP	21-0-0	5-4-3	4-2-0	0-1-0	DNP	DNP
OLE MISS	01-31-09	63-67	L	DNP	20-3-2	13-0-3	0-2-3	2-2-0	DNP	DNP
at Kentucky	02/03/09	66-57	w	DNP	17-5-0	10-4-4	2-1-0	0-0-0	DNP	DNP
ARKANSAS	02-07-09	86-77	w	DNP	0-2-0	25-3-7	0-0-0	0-1-0	DNP	DNP
LSU	02-11-09	94-97	LO	DNP	5-1-2	20-3-2	0-0-1	5-4-0	DNP	DNP
at Auburn	02-14-09	76-91	L	DNP	11-4-1	13-4-2	0-5-0	2-2-0	DNP	DNP
SOUTH CAROLINA	02-18-09	75-70	w	DNP	20-4-1	14-6-5	2-1-1	0-1-0	DNP	DNP
at Alabama	02/21/09	85-87	LO	DNP	14-4-1	17-6-5	0-0-0	2-0-0	DNP	DNP
at Tennessee	02/25/09	76-81	L	DNP	18-1-0	17-3-5	0-0-1	0-2-1	DNP	DNP
AUBURN	02-28-09	58-76	L	DNP	9-4-0	12-8-3	0-3-1	0-1-0	DNP	DNP
FLORIDA	03-04-09	80-71	w	DNP	15-1-1	9-3-4	2-0-1	2-1-0	0-0-0	DNP

Opponent	Date	Score		15	20	22	24	25	32	33
				BENOCK,RIL	LUCZAK,TAY	STEWART,BA	AUGUSTUS,K	TURNER,PHI	VARNADO,JA	BOLEN,BRAN
CENTENARY	11-15-08	77-55	w	7-1-2	0-0-0	13-3-1	6-3-2	2-5-2	9-11-1	0-0-0
LOUISIANA-MONROE	11-17-08	78-49	w	0-2-2	2-0-0	17-1-1	12-8-2	3-2-4	2-11-1	0-0-0
NORTH ALABAMA	11-19-08	102-61	w	8-1-0	0-0-0	16-2-0	8-7-0	8-4-1	16-14-0	2-0-0
FAIRLEIGH DICKINSON	11-22-08	84-58	w	6-1-1	DNP	12-2-2	6-6-1	8-2-1	14-16-1	0-0-0
at St. Bonaventure	11-25-08	76-71	w	6-1-0	DNP	3-3-4	4-6-1	6-3-3	19-12-0	DNP
vs Washington State	11-28-08	52-63	L	0-1-1	DNP	10-2-0	10-4-0	5-4-0	2-5-1	DNP
vs Texas Tech	11-29-08	73-77	L	0-2-0	DNP	5-4-1	16-9-0	2-1-0	11-10-1	DNP
ALABAMA STATE	12-06-08	76-67	w	0-2-0	DNP	8-5-5	4-1-0	0-2-1	22-9-1	DNP
CHARLOTTE	12-10-08	64-70	L	0-0-0	DNP	10-6-0	0-5-0	5-3-0	8-9-3	DNP
SOUTH ALABAMA	12-13-08	79-60	w	0-1-2	2-0-0	4-0-0	7-1-0	10-2-4	21-8-0	0-0-0
vs University of Cincin	12/18/08	63-75	L	0-1-0	DNP	7-4-0	DNP	12-6-1	24-6-0	DNP
vs Nicholls State	12-22-08	74-68	w	8-3-0	DNP	12-3-4	DNP	11-5-1	24-6-0	0-0-0
SAN DIEGO	12-30-08	61-64	LO	0-1-2	DNP	17-5-4	DNP	6-8-1	10-13-0	DNP
HOUSTON	01-03-09	82-65	w	4-2-2	0-1-0	7-7-0	DNP	16-5-1	4-8-1	0-0-1
WESTERN KENTUCKY	01-05-09	95-67	w	5-1-0	0-1-0	18-3-3	DNP	6-4-2	6-10-1	0-0-0
at Arkansas	01-10-09	70-56	w	3-2-1	DNP	17-5-2	0-1-0	6-1-1	16-9-1	DNP
ALABAMA	01-14-09	83-74	w	6-0-0	DNP	13-3-2	DNP	17-3-1	11-10-2	DNP
VANDERBILT	01-17-09	73-66	w	1-1-0	DNP	7-2-3	DNP	14-3-3	8-6-0	DNP
at LSU	01/21/09	57-81	L	1-2-1	DNP	9-3-1	DNP	4-3-0	18-4-0	DNP
at Georgia	01/24/09	67-61	w	0-0-2	DNP	6-3-0	DNP	13-4-1	14-8-2	DNP
OLE MISS	01-31-09	63-67	L	0-0-0	DNP	10-3-0	5-1-0	5-5-0	8-15-4	DNP
at Kentucky	02/03/09	66-57	w	0-0-0	DNP	13-0-2	DNP	18-8-3	6-12-0	0-0-0
ARKANSAS	02-07-09	86-77	w	9-1-1	DNP	22-5-3	DNP	16-11-1	10-8-1	DNP
LSU	02-11-09	94-97	LO	3-1-1	DNP	10-9-1	3-1-0	4-11-3	31-8-1	DNP
at Auburn	02-14-09	76-91	L	0-0-0	DNP	18-5-1	2-1-0	8-9-4	20-5-0	DNP
SOUTH CAROLINA	02-18-09	75-70	w	0-0-1	DNP	10-7-4	3-1-0	16-14-0	8-6-1	DNP
at Alabama	02/21/09	85-87	LO	0-0-1	DNP	20-10-5	0-1-0	10-7-4	16-11-0	DNP
at Tennessee	02/25/09	76-81	L	0-0-1	DNP	20-1-4	0-0-0	9-8-3	8-6-0	DNP
AUBURN	02-28-09	58-76	L	0-1-0	DNP	11-2-2	0-0-0	12-6-2	14-9-1	DNP
FLORIDA	03-04-09	80-71	w	7-1-1	DNP	12-6-3	9-3-0	5-6-2	13-8-0	DNP





2008-09 Mississippi State Basketball  
Mississippi State Game-by-Game Points-Rebounds-Assists (as of Mar 04, 2009)  
All games

Opponent	Date	Score		44	45
				JOHNSON,BR	BAILEY,ELG
CENTENARY	11-15-08	77-55	w	DNP	10-3-0
LOUISIANA-MONROE	11-17-08	78-49	w	DNP	7-9-1
NORTH ALABAMA	11-19-08	102-61	w	DNP	10-5-2
FAIRLEIGH DICKINSON	11-22-08	84-58	w	DNP	7-4-0
at St. Bonaventure	11-25-08	76-71	w	DNP	0-1-0
vs Washington State	11-28-08	52-63	L	DNP	2-3-0
vs Texas Tech	11-29-08	73-77	L	DNP	3-3-0
ALABAMA STATE	12-06-08	76-67	w	DNP	2-1-0
CHARLOTTE	12-10-08	64-70	L	DNP	4-2-0
SOUTH ALABAMA	12-13-08	79-60	w	DNP	4-3-0
vs University of Cincin	12/18/08	63-75	L	DNP	4-0-0
vs Nicholls State	12-22-08	74-68	w	1-2-0	DNP
SAN DIEGO	12-30-08	61-64	LO	0-0-0	DNP
HOUSTON	01-03-09	82-65	w	6-4-0	7-2-0
WESTERN KENTUCKY	01-05-09	95-67	w	3-1-0	6-2-1
at Arkansas	01-10-09	70-56	w	DNP	2-2-0
ALABAMA	01-14-09	83-74	w	DNP	6-5-0
VANDERBILT	01-17-09	73-66	w	1-0-0	6-0-0
at LSU	01/21/09	57-81	L	4-3-0	2-0-0
at Georgia	01/24/09	67-61	w	4-0-0	0-6-0
OLE MISS	01-31-09	63-67	L	DNP	DNP
at Kentucky	02/03/09	66-57	w	0-0-0	0-1-0
ARKANSAS	02-07-09	86-77	w	4-3-2	0-0-0
LSU	02-11-09	94-97	LO	7-4-0	6-0-0
at Auburn	02-14-09	76-91	L	0-0-0	2-0-0
SOUTH CAROLINA	02-18-09	75-70	w	DNP	2-1-1
at Alabama	02/21/09	85-87	LO	2-0-0	4-4-0
at Tennessee	02/25/09	76-81	L	0-3-0	4-3-0
AUBURN	02-28-09	58-76	L	0-0-0	0-0-0
FLORIDA	03-04-09	80-71	w	0-0-0	6-4-1



**2008-09 Mississippi State Basketball**  
**Mississippi State Team High/Low Analysis (as of Mar 04, 2009)**  
**All games**

**Mississippi State - TEAM GAME HIGHS**

POINTS	102		NORTH ALABAMA (11-19-08)
	95		WESTERN KENTUCKY (01-05-09)
	94		LSU (02-11-09)
	86		ARKANSAS (02-07-09)
	85		at Alabama (02/21/09)
FIELD GOALS MADE	35		WESTERN KENTUCKY (01-05-09)
	34		NORTH ALABAMA (11-19-08)
FIELD GOAL ATTEMPTS	80		at Alabama (02/21/09)
	77		LSU (02-11-09)
FIELD GOAL PERCENTAGE	.660	(35-53)	WESTERN KENTUCKY (01-05-09)
	.576	(34-59)	NORTH ALABAMA (11-19-08)
3 PT FIELD GOALS MADE	16		ARKANSAS (02-07-09)
	14		at Kentucky (02/03/09)
	14		WESTERN KENTUCKY (01-05-09)
3 PT FG ATTEMPTS	39		at Alabama (02/21/09)
	35		at Auburn (02-14-09)
3 PT FG PERCENTAGE	.636	(14-22)	WESTERN KENTUCKY (01-05-09)
	.552	(16-29)	ARKANSAS (02-07-09)
FREE THROWS MADE	41		LSU (02-11-09)
	29		vs Nicholls State (12-22-08)
FREE THROW ATTEMPTS	52		LSU (02-11-09)
	38		vs Nicholls State (12-22-08)
FREE THROW PERCENTAGE	.917	(11-12)	WESTERN KENTUCKY (01-05-09)
	.885	(23-26)	NORTH ALABAMA (11-19-08)
REBOUNDS	51		NORTH ALABAMA (11-19-08)
	50		LSU (02-11-09)
	50		LOUISIANA-MONROE (11-17-08)
ASSISTS	20		LOUISIANA-MONROE (11-17-08)
	18		ALABAMA (01-14-09)
	18		HOUSTON (01-03-09)
STEALS	13		at Georgia (01/24/09)
	12		CENTENARY (11-15-08)
BLOCKED SHOTS	15		FAIRLEIGH DICKINSON (11-22-08)
	15		CENTENARY (11-15-08)
TURNOVERS	24		at St. Bonaventure (11-25-08)
	21		NORTH ALABAMA (11-19-08)
FOULS	29		FAIRLEIGH DICKINSON (11-22-08)
	25		LSU (02-11-09)
	25		HOUSTON (01-03-09)



**2008-09 Mississippi State Basketball**  
**Mississippi State High/Low Analysis (as of Mar 04, 2009)**  
**All games**

**Opponent - GAME HIGHS**

POINTS	97	LSU (02-11-09)
	91	at Auburn (02-14-09)
	87	at Alabama (02/21/09)
	81	at Tennessee (02/25/09)
	81	at LSU (01/21/09)
FIELD GOALS MADE	31	at Tennessee (02/25/09)
	31	ALABAMA (01-14-09)
FIELD GOAL ATTEMPTS	76	HOUSTON (01-03-09)
	72	NORTH ALABAMA (11-19-08)
FIELD GOAL PERCENTAGE	.491 (28-57)	AUBURN (02-28-09)
	.483 (29-60)	at LSU (01/21/09)
3 PT FIELD GOALS MADE	13	at Auburn (02-14-09)
	12	ARKANSAS (02-07-09)
	12	vs Nicholls State (12-22-08)
	12	vs University of Cincinnati (12/18/08)
3 PT FG ATTEMPTS	32	vs Nicholls State (12-22-08)
	27	at Auburn (02-14-09)
	27	vs University of Cincinnati (12/18/08)
3 PT FG PERCENTAGE	.529 (9-17)	AUBURN (02-28-09)
	.500 (2-4)	SAN DIEGO (12-30-08)
FREE THROWS MADE	31	at Alabama (02/21/09)
	27	LSU (02-11-09)
FREE THROW ATTEMPTS	39	at Alabama (02/21/09)
	39	LSU (02-11-09)
	39	FAIRLEIGH DICKINSON (11-22-08)
FREE THROW PERCENTAGE	.857 (12-14)	SAN DIEGO (12-30-08)
	.800 (8-10)	at Georgia (01/24/09)
REBOUNDS	54	at Alabama (02/21/09)
	53	HOUSTON (01-03-09)
ASSISTS	20	vs University of Cincinnati (12/18/08)
	17	LSU (02-11-09)
STEALS	12	NORTH ALABAMA (11-19-08)
	11	at Alabama (02/21/09)
	11	vs Washington State (11-28-08)
	11	CENTENARY (11-15-08)
BLOCKED SHOTS	9	LSU (02-11-09)
	8	ALABAMA STATE (12-06-08)
TURNOVERS	22	at Georgia (01/24/09)
	21	LSU (02-11-09)
FOULS	32	LSU (02-11-09)
	25	vs Nicholls State (12-22-08)
	25	at St. Bonaventure (11-25-08)
	25	LOUISIANA-MONROE (11-17-08)



**2008-09 Mississippi State Basketball**  
**Mississippi State High/Low Analysis (as of Mar 04, 2009)**  
**All games**

**Mississippi State - GAME LOWS**

POINTS	52		vs Washington State (11-28-08)
	57		at LSU (01/21/09)
	58		AUBURN (02-28-09)
	61		SAN DIEGO (12-30-08)
	63		vs University of Cincinnati (12/18/08)
	63		OLE MISS (01-31-09)
FIELD GOALS MADE	15		vs Washington State (11-28-08)
	17		CHARLOTTE (12-10-08)
	17		OLE MISS (01-31-09)
FIELD GOAL ATTEMPTS	44		vs Nicholls State (12-22-08)
	46		vs Washington State (11-28-08)
FIELD GOAL PERCENTAGE	.309	(17-55)	CHARLOTTE (12-10-08)
	.312	(24-77)	LSU (02-11-09)
3 PT FIELD GOALS MADE	4		vs Texas Tech (11-29-08)
	4		SOUTH ALABAMA (12-13-08)
	4		vs University of Cincinnati (12/18/08)
3 PT FG ATTEMPTS	10		ALABAMA STATE (12-06-08)
	13		at St. Bonaventure (11-25-08)
3 PT FG PERCENTAGE	.200	(4-20)	vs Texas Tech (11-29-08)
	.208	(5-24)	LSU (02-11-09)
FREE THROWS MADE	6		at Kentucky (02/03/09)
	9		vs University of Cincinnati (12/18/08)
	9		at Arkansas (01-10-09)
	9		AUBURN (02-28-09)
FREE THROW ATTEMPTS	10		at Kentucky (02/03/09)
	12		vs University of Cincinnati (12/18/08)
	12		WESTERN KENTUCKY (01-05-09)
	12		AUBURN (02-28-09)
FREE THROW PERCENTAGE	.536	(15-28)	FAIRLEIGH DICKINSON (11-22-08)
	.548	(17-31)	vs Texas Tech (11-29-08)
REBOUNDS	24		at LSU (01/21/09)
	27		vs University of Cincinnati (12/18/08)
ASSISTS	7		vs Washington State (11-28-08)
	7		vs Texas Tech (11-29-08)
	7		CHARLOTTE (12-10-08)
STEALS	4		LOUISIANA-MONROE (11-17-08)
	4		CHARLOTTE (12-10-08)
	4		at Arkansas (01-10-09)
	4		ARKANSAS (02-07-09)
BLOCKED SHOTS	2		WESTERN KENTUCKY (01-05-09)
	2		at LSU (01/21/09)
	2		AUBURN (02-28-09)
	2		FLORIDA (03-04-09)
TURNOVERS	11		vs Texas Tech (11-29-08)
	11		CHARLOTTE (12-10-08)
	11		at LSU (01/21/09)
	11		LSU (02-11-09)
	11		at Auburn (02-14-09)
FOULS	10		ALABAMA (01-14-09)
	11		VANDERBILT (01-17-09)
	11		at Georgia (01/24/09)



**2008-09 Mississippi State Basketball**  
**Mississippi State High/Low Analysis (as of Mar 04, 2009)**  
**All games**

**Opponent - GAME LOWS**

POINTS	49	LOUISIANA-MONROE (11-17-08)
	55	CENTENARY (11-15-08)
	56	at Arkansas (01-10-09)
	57	at Kentucky (02/03/09)
	58	FAIRLEIGH DICKINSON (11-22-08)
FIELD GOALS MADE	16	FAIRLEIGH DICKINSON (11-22-08)
	20	CENTENARY (11-15-08)
	20	LOUISIANA-MONROE (11-17-08)
FIELD GOAL ATTEMPTS	56	vs University of Cincinnati (12/18/08)
	56	at Auburn (02-14-09)
FIELD GOAL PERCENTAGE	.242 (16-66)	FAIRLEIGH DICKINSON (11-22-08)
	.276 (21-76)	HOUSTON (01-03-09)
3 PT FIELD GOALS MADE	2	vs Washington State (11-28-08)
	2	SAN DIEGO (12-30-08)
3 PT FG ATTEMPTS	4	SAN DIEGO (12-30-08)
	9	ALABAMA (01-14-09)
3 PT FG PERCENTAGE	.136 (3-22)	at Arkansas (01-10-09)
	.154 (2-13)	vs Washington State (11-28-08)
FREE THROWS MADE	5	LOUISIANA-MONROE (11-17-08)
	5	WESTERN KENTUCKY (01-05-09)
	5	VANDERBILT (01-17-09)
FREE THROW ATTEMPTS	8	ALABAMA STATE (12-06-08)
	8	vs Nicholls State (12-22-08)
	8	VANDERBILT (01-17-09)
FREE THROW PERCENTAGE	.357 (5-14)	LOUISIANA-MONROE (11-17-08)
	.455 (5-11)	WESTERN KENTUCKY (01-05-09)
REBOUNDS	27	NORTH ALABAMA (11-19-08)
	29	ALABAMA STATE (12-06-08)
ASSISTS	1	SOUTH ALABAMA (12-13-08)
	7	FAIRLEIGH DICKINSON (11-22-08)
	7	CHARLOTTE (12-10-08)
	7	HOUSTON (01-03-09)
	7	at Arkansas (01-10-09)
	7	at Georgia (01/24/09)
	7	SOUTH CAROLINA (02-18-09)
STEALS	3	OLE MISS (01-31-09)
	5	FAIRLEIGH DICKINSON (11-22-08)
	5	vs Texas Tech (11-29-08)
	5	ALABAMA STATE (12-06-08)
	5	SOUTH ALABAMA (12-13-08)
	5	at Arkansas (01-10-09)
	5	ARKANSAS (02-07-09)
	5	at Auburn (02-14-09)
	5	at Tennessee (02/25/09)
BLOCKED SHOTS	0	LOUISIANA-MONROE (11-17-08)
	0	vs Nicholls State (12-22-08)
TURNOVERS	9	HOUSTON (01-03-09)
	9	FLORIDA (03-04-09)
FOULS	12	WESTERN KENTUCKY (01-05-09)
	13	at Arkansas (01-10-09)



**2008-09 Mississippi State Basketball**  
**Mississippi State Individual Game-by-Game (as of Mar 04, 2009)**  
**All games**

**#01 Jacquiese Holcombe**

Opponent	Date	gs	min	Total		3-Pointers		Free throws		Rebounds				pf	a	t/o	blk	stl	pts	avg
				fg-fga	pct	3fg-fga	pct	ft-fa	pct	off	def	tot	avg							
CENTENARY	11-15-08		17	1-2	.500	0-1	.000	0-0	.000	1	0	1	1.0	2	1	2	0	1	2	2.0
LOUISIANA-MONROE	11-17-08		12	2-3	.667	0-1	.000	0-0	.000	0	2	2	1.5	3	0	1	0	0	4	3.0
NORTH ALABAMA	11-19-08		18	2-5	.400	0-1	.000	0-0	.000	3	2	5	2.7	0	0	2	0	0	4	3.3
FAIRLEIGH DICKINSON	11-22-08		10	0-1	.000	0-1	.000	1-2	.500	0	0	0	2.0	3	0	2	0	0	1	2.8
CHARLOTTE	12-10-08		7	1-1	1.000	0-0	.000	3-3	1.000	1	1	2	2.0	0	0	0	0	0	5	3.2
SOUTH ALABAMA	12-13-08		13	2-2	1.000	1-1	1.000	0-1	.000	1	1	2	2.0	1	0	2	0	1	5	3.5
vs University of Cincinnati	12/18/08		6	0-0	.000	0-0	.000	0-0	.000	1	1	2	2.0	0	0	1	0	0	0	3.0
Totals		0	83	8-14	.571	1-5	.200	4-6	.667	7	7	14	2.0	9	1	10	0	2	21	3.0

Games played: 7  
Minutes/game: 11.9  
Points/game: 3.0  
FG Pct: 57.1  
3FG Pct: 20.0  
FT Pct: 66.7

Rebounds/game: 2.0  
Assists/game: 0.1  
Turnovers/game: 1.4  
Assist/turnover ratio: 0.1  
Steals/game: 0.3

**#02 Ravern Johnson**

Opponent	Date	gs	min	Total		3-Pointers		Free throws		Rebounds				pf	a	t/o	blk	stl	pts	avg
				fg-fga	pct	3fg-fga	pct	ft-fa	pct	off	def	tot	avg							
CENTENARY	11-15-08	*	24	5-9	.556	5-8	.625	0-0	.000	1	2	3	3.0	1	3	2	2	0	15	15.0
LOUISIANA-MONROE	11-17-08	*	27	4-9	.444	2-4	.500	0-1	.000	2	2	4	3.5	2	2	2	0	0	10	12.5
NORTH ALABAMA	11-19-08	*	23	3-7	.429	2-5	.400	0-0	.000	0	2	2	3.0	1	0	1	1	1	8	11.0
FAIRLEIGH DICKINSON	11-22-08	*	23	4-10	.400	3-6	.500	0-0	.000	0	4	4	3.3	1	0	1	2	0	11	11.0
at St. Bonaventure	11-25-08	*	29	6-9	.667	2-3	.667	4-4	1.000	3	4	7	4.0	1	1	4	0	1	18	12.4
vs Washington State	11-28-08	*	30	3-7	.429	1-1	1.000	0-0	.000	1	1	2	3.7	3	1	5	1	1	7	11.5
vs Texas Tech	11-29-08	*	32	4-10	.400	1-5	.200	0-0	.000	2	5	7	4.1	3	2	2	1	0	9	11.1
ALABAMA STATE	12-06-08	*	35	7-10	.700	3-4	.750	4-5	.800	2	3	5	4.3	1	1	2	0	0	21	12.4
CHARLOTTE	12-10-08	*	33	2-7	.286	2-6	.333	1-2	.500	1	4	5	4.3	1	0	0	1	0	7	11.8
SOUTH ALABAMA	12-13-08	*	26	4-8	.500	3-4	.750	1-1	1.000	0	3	3	4.2	2	0	1	0	1	12	11.8
vs University of Cincinnati	12/18/08	*	27	3-6	.500	1-2	.500	2-3	.667	0	1	1	3.9	2	3	1	0	0	9	11.5
vs Nicholls State	12-22-08	*	31	4-10	.400	1-3	.333	2-2	1.000	4	4	8	4.3	1	2	2	0	2	11	11.5
SAN DIEGO	12-30-08	*	37	4-10	.400	1-5	.200	0-0	.000	2	2	4	4.2	1	1	2	0	0	9	11.3
HOUSTON	01-03-09	*	35	6-15	.400	2-8	.250	0-0	.000	1	1	2	4.1	2	3	1	1	1	14	11.5
WESTERN KENTUCKY	01-05-09	*	30	9-10	.900	6-7	.857	2-2	1.000	1	0	1	3.9	1	2	1	0	0	26	12.5
at Arkansas	01-10-09	*	34	2-8	.250	2-6	.333	0-0	.000	0	4	4	3.9	1	2	2	0	0	6	12.1
ALABAMA	01-14-09	*	29	3-9	.333	1-4	.250	0-0	.000	0	1	1	3.7	0	1	0	1	0	7	11.8
VANDERBILT	01-17-09	*	37	6-12	.500	4-6	.667	2-2	1.000	0	5	5	3.8	3	1	0	0	0	18	12.1
at LSU	01/21/09	*	36	2-10	.200	2-7	.286	4-4	1.000	0	3	3	3.7	0	3	0	0	2	10	12.0
at Georgia	01/24/09	*	33	8-15	.533	5-8	.625	0-0	.000	0	0	0	3.6	0	0	3	0	0	21	12.5
OLE MISS	01-31-09	*	28	7-12	.583	4-8	.500	2-2	1.000	0	3	3	3.5	4	2	3	0	0	20	12.8
at Kentucky	02/03/09	*	37	6-9	.667	5-8	.625	0-0	.000	0	5	5	3.6	1	0	5	2	1	17	13.0
ARKANSAS	02-07-09	*	25	0-6	.000	0-3	.000	0-0	.000	0	2	2	3.5	0	0	1	1	1	0	12.4
LSU	02-11-09	*	30	2-6	.333	1-4	.250	0-0	.000	0	1	1	3.4	0	2	0	0	0	5	12.1
at Auburn	02-14-09	*	32	5-14	.357	1-8	.125	0-0	.000	1	3	4	3.4	3	1	0	0	0	11	12.1
SOUTH CAROLINA	02-18-09	*	35	7-17	.412	4-10	.400	2-2	1.000	2	2	4	3.5	0	1	0	1	0	20	12.4
at Alabama	02/21/09	*	44	5-14	.357	2-10	.200	2-3	.667	3	1	4	3.5	2	1	4	1	1	14	12.4
at Tennessee	02/25/09	*	29	6-13	.462	4-9	.444	2-2	1.000	1	0	1	3.4	2	0	1	1	0	18	12.6
AUBURN	02-28-09	*	33	3-13	.231	2-10	.200	1-2	.500	0	4	4	3.4	1	0	0	0	0	9	12.5
FLORIDA	03-04-09	*	29	5-8	.625	4-7	.571	1-1	1.000	1	0	1	3.3	2	1	2	0	0	15	12.6
Totals		30	933	135-303	.446	76-179	.425	32-38	.842	28	72	100	3.3	42	36	48	16	12	378	12.6

Games played: 30  
Minutes/game: 31.1  
Points/game: 12.6  
FG Pct: 44.6  
3FG Pct: 42.5  
FT Pct: 84.2

Rebounds/game: 3.3  
Assists/game: 1.2  
Turnovers/game: 1.6  
Assist/turnover ratio: 0.8  
Steals/game: 0.4  
Blocks/game: 0.5





2008-09 Mississippi State Basketball  
Mississippi State Individual Game-by-Game (as of Mar 04, 2009)  
All games

#03 Dee Bost

Opponent	Date	gs	min	Total		3-Pointers		Free throws		Rebounds				pf	a	t/o	blk	stl	pts	avg		
				fg-fga	pct	3fg-fga	pct	ft-fa	pct	off	def	tot	avg									
CENTENARY	11-15-08	*	23	3-8	.375	2-4	.500	1-2	.500	0	3	3	3.0	2	4	2	0	1	9	9.0		
LOUISIANA-MONROE	11-17-08	*	26	4-9	.444	3-6	.500	3-4	.750	0	3	3	3.0	1	7	2	0	1	14	11.5		
NORTH ALABAMA	11-19-08	*	23	2-5	.400	1-3	.333	2-2	1.000	1	1	2	2.7	2	10	5	0	1	7	10.0		
FAIRLEIGH DICKINSON	11-22-08	*	24	2-8	.250	0-4	.000	2-4	.500	0	1	1	2.3	3	6	4	0	1	6	9.0		
at St. Bonaventure	11-25-08	*	20	1-8	.125	0-1	.000	4-5	.800	1	3	4	2.6	2	2	6	0	3	6	8.4		
vs Washington State	11-28-08	*	30	1-6	.167	1-3	.333	5-6	.833	1	6	7	3.3	5	3	3	0	1	8	8.3		
vs Texas Tech	11-29-08	*	32	6-16	.375	3-6	.500	1-4	.250	1	3	4	3.4	4	3	1	0	3	16	9.4		
ALABAMA STATE	12-06-08	*	27	2-5	.400	1-2	.500	5-6	.833	1	0	1	3.1	3	5	4	0	2	10	9.5		
CHARLOTTE	12-10-08	*	32	3-10	.300	3-8	.375	6-8	.750	0	0	0	2.8	4	1	2	0	0	15	10.1		
SOUTH ALABAMA	12-13-08	*	35	2-6	.333	0-3	.000	0-0	.000	1	3	4	2.9	2	5	2	0	0	4	9.5		
vs University of Cincinnati	12/18/08	*	28	1-10	.100	0-6	.000	0-1	.000	0	2	2	2.8	2	3	0	0	2	2	8.8		
vs Nicholls State	12-22-08	*	33	0-1	.000	0-0	.000	3-4	.750	0	5	5	3.0	1	6	2	0	1	3	8.3		
SAN DIEGO	12-30-08	*	36	4-8	.500	2-5	.400	3-6	.500	0	1	1	2.8	4	1	5	0	4	13	8.7		
HOUSTON	01-03-09	*	29	3-4	.750	1-2	.500	2-2	1.000	1	5	6	3.1	1	8	4	0	0	9	8.7		
WESTERN KENTUCKY	01-05-09	*	33	7-12	.583	2-4	.500	2-3	.667	1	3	4	3.1	2	0	3	0	1	18	9.3		
at Arkansas	01-10-09	*	35	6-11	.545	3-6	.500	2-3	.667	1	4	5	3.3	2	5	2	0	2	17	9.8		
ALABAMA	01-14-09	*	30	3-11	.273	1-5	.200	6-10	.600	0	2	2	3.2	1	10	3	0	1	13	10.0		
VANDERBILT	01-17-09	*	35	4-8	.500	0-3	.000	8-9	.889	2	3	5	3.3	1	6	1	0	2	16	10.3		
at LSU	01/21/09	*	30	0-6	.000	0-2	.000	2-2	1.000	0	1	1	3.2	2	2	4	0	0	2	9.9		
at Georgia	01/24/09	*	30	2-8	.250	1-4	.250	0-1	.000	1	3	4	3.2	2	3	0	0	1	5	9.7		
OLE MISS	01-31-09	*	32	3-11	.273	2-6	.333	5-6	.833	0	0	0	3.0	2	3	1	0	3	13	9.8		
at Kentucky	02/03/09	*	35	4-10	.400	2-6	.333	0-1	.000	1	3	4	3.1	1	4	2	0	3	10	9.8		
ARKANSAS	02-07-09	*	38	9-14	.643	6-8	.750	1-2	.500	1	2	3	3.1	2	7	0	0	0	25	10.5		
LSU	02-11-09	*	47	4-17	.235	2-7	.286	10-12	.833	2	1	3	3.1	0	2	4	0	3	20	10.9		
at Auburn	02-14-09	*	31	4-11	.364	4-8	.500	1-3	.333	0	4	4	3.1	2	2	3	0	1	13	11.0		
SOUTH CAROLINA	02-18-09	*	35	3-6	.500	1-3	.333	7-11	.636	2	4	6	3.2	2	5	4	0	2	14	11.1		
at Alabama	02/21/09	*	47	5-12	.417	4-8	.500	3-3	1.000	1	5	6	3.3	3	5	6	0	2	17	11.3		
at Tennessee	02/25/09	*	34	4-10	.400	3-8	.375	6-7	.857	1	2	3	3.3	4	5	6	0	2	17	11.5		
AUBURN	02-28-09	*	32	3-9	.333	2-7	.286	4-4	1.000	3	5	8	3.5	4	3	5	0	0	12	11.5		
FLORIDA	03-04-09	*	31	2-5	.400	2-5	.400	3-4	.750	0	3	3	3.5	3	4	4	0	1	9	11.4		
Totals			30	953		97-265	.366	52-143	.364	97-135	.719	23	81	104	3.5	69	130	90	0	44	343	11.4

Games played: 30  
Minutes/game: 31.8  
Points/game: 11.4  
FG Pct: 36.6  
3FG Pct: 36.4  
FT Pct: 71.9

Rebounds/game: 3.5  
Assists/game: 4.3  
Turnovers/game: 3.0  
Assist/turnover ratio: 1.4  
Steals/game: 1.5



2008-09 Mississippi State Basketball  
Mississippi State Individual Game-by-Game (as of Mar 04, 2009)  
All games

#04 Twany Beckham

Opponent	Date	gs	min	Total		3-Pointers		Free throws		Rebounds				pf	a	t/o	blk	stl	pts	avg
				fg-fga	pct	3fg-fga	pct	ft-fa	pct	off	def	tot	avg							
FAIRLEIGH DICKINSON	11-22-08		10	2-2	1.000	0-0	.000	0-1	.000	1	1	2	2.0	2	2	0	0	2	4	4.0
at St. Bonaventure	11-25-08		20	2-3	.667	0-0	.000	4-6	.667	0	1	1	1.5	1	3	1	0	1	8	6.0
vs Washington State	11-28-08		10	0-2	.000	0-0	.000	1-2	.500	0	0	0	1.0	0	1	1	0	0	1	4.3
vs Texas Tech	11-29-08		8	2-3	.667	0-0	.000	0-0	.000	0	1	1	1.0	0	0	1	0	0	4	4.3
ALABAMA STATE	12-06-08		13	2-3	.667	0-0	.000	0-0	.000	0	1	1	1.0	0	0	0	0	0	4	4.2
CHARLOTTE	12-10-08		6	0-1	.000	0-0	.000	0-2	.000	0	1	1	1.0	1	3	1	0	0	0	3.5
SOUTH ALABAMA	12-13-08		13	1-1	1.000	0-0	.000	4-4	1.000	0	3	3	1.3	1	2	2	0	1	6	3.9
vs University of Cincinnati	12/18/08		15	0-0	.000	0-0	.000	0-0	.000	0	1	1	1.3	0	4	3	0	1	0	3.4
vs Nicholls State	12-22-08		7	1-1	1.000	0-0	.000	0-0	.000	0	0	0	1.1	1	0	3	0	1	2	3.2
SAN DIEGO	12-30-08		9	1-2	.500	0-0	.000	1-4	.250	0	3	3	1.3	0	0	1	0	0	3	3.2
HOUSTON	01-03-09		10	0-1	.000	0-1	.000	0-1	.000	0	1	1	1.3	4	2	3	0	0	0	2.9
WESTERN KENTUCKY	01-05-09		6	0-0	.000	0-0	.000	0-0	.000	0	1	1	1.3	1	3	2	0	1	0	2.7
at Arkansas	01-10-09		4	0-0	.000	0-0	.000	1-2	.500	1	2	3	1.4	2	1	3	0	0	1	2.5
ALABAMA	01-14-09		10	1-2	.500	0-1	.000	0-0	.000	0	2	2	1.4	0	1	0	0	1	2	2.5
VANDERBILT	01-17-09		5	0-1	.000	0-0	.000	0-0	.000	0	3	3	1.5	0	1	2	1	0	0	2.3
at LSU	01/21/09		10	0-4	.000	0-1	.000	0-0	.000	0	1	1	1.5	1	2	2	0	0	0	2.2
at Georgia	01/24/09		10	1-2	.500	0-0	.000	2-3	.667	0	2	2	1.5	0	0	1	0	1	4	2.3
OLE MISS	01-31-09		8	0-2	.000	0-1	.000	0-0	.000	0	2	2	1.6	0	3	0	0	1	0	2.2
at Kentucky	02/03/09		5	1-1	1.000	0-0	.000	0-0	.000	1	0	1	1.5	1	0	0	0	0	2	2.2
ARKANSAS	02-07-09		2	0-0	.000	0-0	.000	0-0	.000	0	0	0	1.5	0	0	0	0	0	0	2.1
LSU	02-11-09		3	0-0	.000	0-0	.000	0-0	.000	0	0	0	1.4	0	1	1	0	0	0	2.0
at Auburn	02-14-09		9	0-3	.000	0-0	.000	0-0	.000	1	4	5	1.5	0	0	1	0	0	0	1.9
SOUTH CAROLINA	02-18-09		5	1-3	.333	0-0	.000	0-0	.000	0	1	1	1.5	0	1	1	0	1	2	1.9
at Alabama	02/21/09		3	0-0	.000	0-0	.000	0-0	.000	0	0	0	1.5	1	0	0	0	1	0	1.8
at Tennessee	02/25/09		6	0-1	.000	0-0	.000	0-0	.000	0	0	0	1.4	0	1	1	0	0	0	1.7
AUBURN	02-28-09		8	0-1	.000	0-0	.000	0-0	.000	1	2	3	1.5	1	1	1	0	0	0	1.7
FLORIDA	03-04-09		9	1-2	.500	0-0	.000	0-1	.000	0	0	0	1.4	2	1	1	0	0	2	1.7
Totals		0	224	16-41	.390	0-4	.000	13-26	.500	5	33	38	1.4	19	33	32	1	12	45	1.7

Games played: 27  
Minutes/game: 8.3  
Points/game: 1.7  
FG Pct: 39.0  
3FG Pct: 0.0  
FT Pct: 50.0

Rebounds/game: 1.4  
Assists/game: 1.2  
Turnovers/game: 1.2  
Assist/turnover ratio: 1.0  
Steals/game: 0.4  
Blocks/game: 0.0



2008-09 Mississippi State Basketball  
Mississippi State Individual Game-by-Game (as of Mar 04, 2009)  
All games

#05 Romero Osby

Opponent	Date	gs	min	Total		3-Pointers		Free throws		Rebounds				pf	a	t/o	blk	stl	pts	avg
				fg-fga	pct	3fg-fga	pct	ft-fa	pct	off	def	tot	avg							
CENTENARY	11-15-08		19	1-4	.250	0-1	.000	2-3	.667	0	8	8	8.0	1	1	1	0	0	4	4.0
LOUISIANA-MONROE	11-17-08		14	2-4	.500	0-0	.000	3-3	1.000	1	1	2	5.0	2	0	2	0	0	7	5.5
NORTH ALABAMA	11-19-08		18	5-9	.556	1-3	.333	4-4	1.000	0	3	3	4.3	0	4	0	0	0	15	8.7
FAIRLEIGH DICKINSON	11-22-08		23	3-7	.429	1-3	.333	2-2	1.000	0	5	5	4.5	3	1	1	1	1	9	8.8
at St. Bonaventure	11-25-08		18	3-4	.750	0-0	.000	0-0	.000	0	4	4	4.4	5	0	2	0	0	6	8.2
vs Washington State	11-28-08		13	2-5	.400	0-1	.000	3-4	.750	0	0	0	3.7	1	0	3	0	1	7	8.0
vs Texas Tech	11-29-08		15	0-1	.000	0-0	.000	7-10	.700	2	4	6	4.0	2	0	1	1	1	7	7.9
ALABAMA STATE	12-06-08		20	1-4	.250	0-0	.000	3-6	.500	2	4	6	4.3	3	1	1	1	0	5	7.5
CHARLOTTE	12-10-08		22	3-6	.500	0-1	.000	4-4	1.000	3	3	6	4.4	3	0	0	0	1	10	7.8
SOUTH ALABAMA	12-13-08		10	1-2	.500	0-0	.000	2-2	1.000	0	0	0	4.0	2	0	1	0	0	4	7.4
vs University of Cincinnati	12/18/08		11	2-4	.500	0-1	.000	1-1	1.000	0	1	1	3.7	1	0	0	0	0	5	7.2
vs Nicholls State	12-22-08		8	1-2	.500	0-1	.000	0-0	.000	1	1	2	3.6	4	0	0	0	0	2	6.8
SAN DIEGO	12-30-08		10	1-3	.333	1-2	.500	0-0	.000	0	0	0	3.3	0	0	0	1	0	3	6.5
HOUSTON	01-03-09		17	5-13	.385	2-3	.667	1-1	1.000	5	2	7	3.6	2	0	0	0	0	13	6.9
WESTERN KENTUCKY	01-05-09		16	2-4	.500	0-0	.000	0-0	.000	0	2	2	3.5	1	2	1	0	1	4	6.7
at Arkansas	01-10-09		13	1-4	.250	0-1	.000	0-0	.000	1	4	5	3.6	1	0	1	0	0	2	6.4
ALABAMA	01-14-09		17	4-6	.667	0-2	.000	0-0	.000	3	3	6	3.7	0	1	2	2	0	8	6.5
VANDERBILT	01-17-09		13	1-3	.333	0-0	.000	0-0	.000	1	1	2	3.6	0	0	1	1	1	2	6.3
at LSU	01/21/09		12	3-4	.750	1-1	1.000	0-0	.000	1	2	3	3.6	2	0	0	0	0	7	6.3
at Georgia	01/24/09		6	0-1	.000	0-1	.000	0-2	.000	0	1	1	3.5	1	0	1	0	0	0	6.0
OLE MISS	01-31-09		15	1-4	.250	0-1	.000	0-2	.000	0	2	2	3.4	0	0	1	2	0	2	5.8
at Kentucky	02/03/09		3	0-0	.000	0-0	.000	0-0	.000	0	0	0	3.2	0	0	0	0	0	0	5.5
ARKANSAS	02-07-09		10	0-1	.000	0-0	.000	0-2	.000	0	1	1	3.1	1	0	0	1	0	0	5.3
LSU	02-11-09		10	1-2	.500	0-0	.000	3-6	.500	2	2	4	3.2	3	0	1	0	0	5	5.3
at Auburn	02-14-09		7	1-1	1.000	0-0	.000	0-0	.000	1	1	2	3.1	1	0	1	0	0	2	5.2
SOUTH CAROLINA	02-18-09		9	0-2	.000	0-1	.000	0-0	.000	1	0	1	3.0	1	0	1	0	0	0	5.0
at Alabama	02/21/09		7	1-3	.333	0-1	.000	0-0	.000	0	0	0	2.9	2	0	0	0	1	2	4.9
at Tennessee	02/25/09		12	0-2	.000	0-1	.000	0-0	.000	1	1	2	2.9	1	1	0	0	0	0	4.7
AUBURN	02-28-09		8	0-1	.000	0-0	.000	0-0	.000	0	1	1	2.8	1	0	2	0	0	0	4.5
FLORIDA	03-04-09		7	1-1	1.000	0-0	.000	0-0	.000	1	0	1	2.8	0	0	0	0	0	2	4.4
Totals		0	383	46-107	.430	6-25	.240	35-52	.673	26	57	83	2.8	44	11	24	10	7	133	4.4

Games played: 30  
Minutes/game: 12.8  
Points/game: 4.4  
FG Pct: 43.0  
3FG Pct: 24.0  
FT Pct: 67.3

Rebounds/game: 2.8  
Assists/game: 0.4  
Turnovers/game: 0.8  
Assist/turnover ratio: 0.5  
Steals/game: 0.2  
Blocks/game: 0.3



2008-09 Mississippi State Basketball  
Mississippi State Individual Game-by-Game (as of Mar 04, 2009)  
All games

#10 Christopher Gay

Opponent	Date	gs	min	Total		3-Pointers		Free throws		Rebounds				pf	a	t/o	blk	stl	pts	avg
				fg-fga	pct	3fg-fga	pct	ft-fa	pct	off	def	tot	avg							
CENTENARY	11-15-08		2	0-0	.000	0-0	.000	0-0	.000	0	1	1	1.0	0	0	0	0	0	0	0.0
LOUISIANA-MONROE	11-17-08		1	0-0	.000	0-0	.000	0-0	.000	0	0	0	0.5	0	0	0	0	0	0	0.0
NORTH ALABAMA	11-19-08		1	0-0	.000	0-0	.000	0-0	.000	0	0	0	0.3	0	0	0	0	0	0	0.0
FAIRLEIGH DICKINSON	11-22-08		1	0-0	.000	0-0	.000	0-0	.000	0	0	0	0.3	0	0	1	0	0	0	0.0
SOUTH ALABAMA	12-13-08		1	0-0	.000	0-0	.000	0-0	.000	0	0	0	0.2	0	0	0	0	0	0	0.0
HOUSTON	01-03-09		1	1-1	1.000	0-0	.000	0-0	.000	0	0	0	0.2	0	0	0	0	0	2	0.3
WESTERN KENTUCKY	01-05-09		1	1-1	1.000	1-1	1.000	0-0	.000	0	0	0	0.1	0	0	0	0	0	3	0.7
at Arkansas	01-10-09		1	0-0	.000	0-0	.000	0-0	.000	0	0	0	0.1	0	0	0	0	0	0	0.6
FLORIDA	03-04-09		1	0-0	.000	0-0	.000	0-0	.000	0	0	0	0.1	0	0	0	0	0	0	0.6
Totals		0	10	2-2	1.000	1-1	1.000	0-0	.000	0	1	1	0.1	0	0	1	0	0	5	0.6

Games played: 9  
Minutes/game: 1.1  
Points/game: 0.6  
FG Pct: 100.0  
3FG Pct: 100.0

Rebounds/game: 0.1  
Turnovers/game: 0.1

#14 Rod Bryant

Opponent	Date	gs	min	Total		3-Pointers		Free throws		Rebounds				pf	a	t/o	blk	stl	pts	avg
				fg-fga	pct	3fg-fga	pct	ft-fa	pct	off	def	tot	avg							
SOUTH ALABAMA	12-13-08		1	0-0	.000	0-0	.000	0-0	.000	0	0	0	0.0	0	1	0	0	0	0	0.0
HOUSTON	01-03-09		1	0-0	.000	0-0	.000	0-0	.000	0	0	0	0.0	1	0	0	0	0	0	0.0
WESTERN KENTUCKY	01-05-09		1	0-0	.000	0-0	.000	0-0	.000	0	0	0	0.0	0	1	0	0	0	0	0.0
Totals		0	3	0-0	.000	0-0	.000	0-0	.000	0	0	0	0.0	1	2	0	0	0	0	0.0

Games played: 3  
Minutes/game: 1.0

Assists/game: 0.7  
Assist/turnover ratio: 99.9



2008-09 Mississippi State Basketball  
Mississippi State Individual Game-by-Game (as of Mar 04, 2009)  
All games

#15 Riley Benock

Opponent	Date	gs	min	Total		3-Pointers		Free throws		Rebounds				pf	a	t/o	blk	stl	pts	avg
				fg-fga	pct	3fg-fga	pct	ft-fa	pct	off	def	tot	avg							
CENTENARY	11-15-08		15	3-3	1.000	1-1	1.000	0-0	.000	0	1	1	1.0	0	2	0	1	3	7	7.0
LOUISIANA-MONROE	11-17-08		12	0-2	.000	0-2	.000	0-0	.000	0	2	2	1.5	2	2	2	0	0	0	3.5
NORTH ALABAMA	11-19-08		13	3-4	.750	2-3	.667	0-0	.000	0	1	1	1.3	4	0	0	0	1	8	5.0
FAIRLEIGH DICKINSON	11-22-08		17	2-4	.500	2-4	.500	0-0	.000	0	1	1	1.3	1	1	0	0	0	6	5.3
at St. Bonaventure	11-25-08		8	2-3	.667	2-3	.667	0-0	.000	1	0	1	1.2	0	0	0	0	1	6	5.4
vs Washington State	11-28-08		10	0-0	.000	0-0	.000	0-0	.000	0	1	1	1.2	0	1	0	0	1	0	4.5
vs Texas Tech	11-29-08		12	0-4	.000	0-2	.000	0-0	.000	1	1	2	1.3	0	0	0	0	1	0	3.9
ALABAMA STATE	12-06-08		6	0-0	.000	0-0	.000	0-0	.000	0	2	2	1.4	0	0	2	0	0	0	3.4
CHARLOTTE	12-10-08		2	0-0	.000	0-0	.000	0-0	.000	0	0	0	1.2	0	0	0	1	0	0	3.0
SOUTH ALABAMA	12-13-08		14	0-4	.000	0-3	.000	0-0	.000	0	1	1	1.2	1	2	1	0	0	0	2.7
vs University of Cincinnati	12/18/08		7	0-1	.000	0-1	.000	0-0	.000	0	1	1	1.2	0	0	0	0	0	0	2.5
vs Nicholls State	12-22-08		15	2-6	.333	2-6	.333	2-2	1.000	1	2	3	1.3	1	0	1	0	0	8	2.9
SAN DIEGO	12-30-08		13	0-0	.000	0-0	.000	0-0	.000	0	1	1	1.3	0	2	1	0	1	0	2.7
HOUSTON	01-03-09		17	1-2	.500	1-2	.500	1-2	.500	0	2	2	1.4	4	2	0	0	0	4	2.8
WESTERN KENTUCKY	01-05-09		15	2-3	.667	1-2	.500	0-0	.000	0	1	1	1.3	0	0	2	0	1	5	2.9
at Arkansas	01-10-09		10	1-3	.333	1-3	.333	0-0	.000	0	2	2	1.4	1	1	0	0	0	3	2.9
ALABAMA	01-14-09		16	2-4	.500	2-3	.667	0-0	.000	0	0	0	1.3	0	0	0	0	1	6	3.1
VANDERBILT	01-17-09		7	0-1	.000	0-1	.000	1-2	.500	1	0	1	1.3	0	0	1	0	0	1	3.0
at LSU	01/21/09		18	0-2	.000	0-2	.000	1-2	.500	0	2	2	1.3	4	1	0	0	0	1	2.9
at Georgia	01/24/09		9	0-0	.000	0-0	.000	0-0	.000	0	0	0	1.3	0	2	0	0	0	0	2.8
OLE MISS	01-31-09		21	0-3	.000	0-3	.000	0-0	.000	0	0	0	1.2	2	0	1	0	1	0	2.6
at Kentucky	02/03/09		7	0-0	.000	0-0	.000	0-0	.000	0	0	0	1.1	0	0	0	0	0	0	2.5
ARKANSAS	02-07-09		17	3-4	.750	3-4	.750	0-0	.000	0	1	1	1.1	0	1	1	0	0	9	2.8
LSU	02-11-09		23	1-4	.250	1-3	.333	0-0	.000	0	1	1	1.1	5	1	0	0	2	3	2.8
at Auburn	02-14-09		11	0-1	.000	0-1	.000	0-0	.000	0	0	0	1.1	1	0	1	0	1	0	2.7
SOUTH CAROLINA	02-18-09		5	0-1	.000	0-1	.000	0-0	.000	0	0	0	1.0	1	1	0	0	1	0	2.6
at Alabama	02/21/09		6	0-1	.000	0-1	.000	0-0	.000	0	0	0	1.0	0	1	0	0	0	0	2.5
at Tennessee	02/25/09		6	0-0	.000	0-0	.000	0-0	.000	0	0	0	1.0	0	1	0	0	0	0	2.4
AUBURN	02-28-09		7	0-1	.000	0-0	.000	0-0	.000	0	1	1	1.0	1	0	0	0	0	0	2.3
FLORIDA	03-04-09		11	2-3	.667	2-3	.667	1-2	.500	0	1	1	1.0	1	1	0	0	0	7	2.5
Totals		0	350	24-64	.375	20-54	.370	6-10	.600	4	25	29	1.0	29	22	13	2	15	74	2.5

Games played: 30  
Minutes/game: 11.7  
Points/game: 2.5  
FG Pct: 37.5  
3FG Pct: 37.0  
FT Pct: 60.0

Rebounds/game: 1.0  
Assists/game: 0.7  
Turnovers/game: 0.4  
Assist/turnover ratio: 1.7  
Steals/game: 0.5  
Blocks/game: 0.1



2008-09 Mississippi State Basketball  
Mississippi State Individual Game-by-Game (as of Mar 04, 2009)  
All games

#20 Taylor Luczak

Opponent	Date	gs	min	Total		3-Pointers		Free throws		Rebounds				pf	a	t/o	blk	stl	pts	avg
				fg-fga	pct	3fg-fga	pct	ft-fa	pct	off	def	tot	avg							
CENTENARY	11-15-08		2	0-0	.000	0-0	.000	0-0	.000	0	0	0	0.0	0	0	0	0	0	0	0.0
LOUISIANA-MONROE	11-17-08		1	1-1	1.000	0-0	.000	0-0	.000	0	0	0	0.0	0	0	0	0	0	2	1.0
NORTH ALABAMA	11-19-08		2	0-0	.000	0-0	.000	0-0	.000	0	0	0	0.0	0	0	0	0	0	0	0.7
SOUTH ALABAMA	12-13-08		1	1-1	1.000	0-0	.000	0-0	.000	0	0	0	0.0	0	0	0	0	0	2	1.0
HOUSTON	01-03-09		1	0-0	.000	0-0	.000	0-0	.000	0	1	1	0.2	1	0	0	0	0	0	0.8
WESTERN KENTUCKY	01-05-09		1	0-0	.000	0-0	.000	0-0	.000	0	1	1	0.3	0	0	0	0	0	0	0.7
Totals		0	8	2-2	1.000	0-0	.000	0-0	.000	0	2	2	0.3	1	0	0	0	0	4	0.7

Games played: 6  
Minutes/game: 1.3  
Points/game: 0.7  
FG Pct: 100.0

Rebounds/game: 0.3

#22 Barry Stewart

Opponent	Date	gs	min	Total		3-Pointers		Free throws		Rebounds				pf	a	t/o	blk	stl	pts	avg
				fg-fga	pct	3fg-fga	pct	ft-fa	pct	off	def	tot	avg							
CENTENARY	11-15-08	*	23	4-8	.500	2-4	.500	3-4	.750	1	2	3	3.0	3	1	4	0	4	13	13.0
LOUISIANA-MONROE	11-17-08	*	26	6-9	.667	3-6	.500	2-4	.500	0	1	1	2.0	3	1	3	1	1	17	15.0
NORTH ALABAMA	11-19-08	*	22	5-8	.625	3-5	.600	3-4	.750	0	2	2	2.0	2	0	2	0	1	16	15.3
FAIRLEIGH DICKINSON	11-22-08	*	23	4-9	.444	2-5	.400	2-4	.500	0	2	2	2.0	1	2	0	0	1	12	14.5
at St. Bonaventure	11-25-08	*	32	1-9	.111	1-4	.250	0-0	.000	0	3	3	2.2	3	4	3	0	1	3	12.2
vs Washington State	11-28-08	*	30	3-10	.300	2-5	.400	2-2	1.000	0	2	2	2.2	3	0	3	1	1	10	11.8
vs Texas Tech	11-29-08	*	28	2-8	.250	0-5	.000	1-4	.250	1	3	4	2.4	4	1	0	2	0	5	10.9
ALABAMA STATE	12-06-08	*	34	3-9	.333	1-4	.250	1-3	.333	2	3	5	2.8	2	5	1	0	1	8	10.5
CHARLOTTE	12-10-08	*	38	3-15	.200	0-8	.000	4-4	1.000	2	4	6	3.1	1	0	2	0	0	10	10.4
SOUTH ALABAMA	12-13-08	*	18	2-7	.286	0-1	.000	0-0	.000	0	0	0	2.8	0	0	0	0	0	4	9.8
vs University of Cincinnati	12/18/08	*	33	3-8	.375	1-3	.333	0-0	.000	0	4	4	2.9	4	0	3	1	1	7	9.5
vs Nicholls State	12-22-08	*	32	3-11	.273	2-6	.333	4-5	.800	1	2	3	2.9	2	4	0	1	1	12	9.8
SAN DIEGO	12-30-08	*	40	5-13	.385	1-5	.200	6-7	.857	1	4	5	3.1	2	4	2	0	2	17	10.3
HOUSTON	01-03-09	*	24	2-7	.286	2-5	.400	1-2	.500	2	5	7	3.4	3	0	1	1	1	7	10.1
WESTERN KENTUCKY	01-05-09	*	32	6-9	.667	4-6	.667	2-2	1.000	1	2	3	3.3	1	3	0	0	2	18	10.6
at Arkansas	01-10-09	*	35	5-8	.625	3-4	.750	4-6	.667	1	4	5	3.4	3	2	1	0	1	17	11.0
ALABAMA	01-14-09	*	35	4-7	.571	4-5	.800	1-2	.500	0	3	3	3.4	3	2	1	1	3	13	11.1
VANDERBILT	01-17-09	*	36	3-9	.333	1-5	.200	0-1	.000	0	2	2	3.3	0	3	2	0	0	7	10.9
at LSU	01/21/09	*	26	2-6	.333	2-6	.333	3-5	.600	0	3	3	3.3	1	1	1	0	2	9	10.8
at Georgia	01/24/09	*	32	1-9	.111	1-6	.167	3-4	.750	0	3	3	3.3	2	0	2	0	3	6	10.6
OLE MISS	01-31-09	*	31	2-9	.222	2-7	.286	4-4	1.000	1	2	3	3.3	5	0	0	0	3	10	10.5
at Kentucky	02/03/09	*	33	4-10	.400	3-4	.750	2-2	1.000	0	0	0	3.1	1	2	3	1	1	13	10.6
ARKANSAS	02-07-09	*	36	5-12	.417	3-8	.375	9-10	.900	2	3	5	3.2	3	3	5	1	0	22	11.1
LSU	02-11-09	*	44	1-13	.077	0-4	.000	8-8	1.000	0	9	9	3.5	4	1	2	0	3	10	11.1
at Auburn	02-14-09	*	33	6-12	.500	3-8	.375	3-4	.750	1	4	5	3.5	4	1	1	0	3	18	11.4
SOUTH CAROLINA	02-18-09	*	37	2-11	.182	2-7	.286	4-6	.667	1	6	7	3.7	3	4	3	0	0	10	11.3
at Alabama	02/21/09	*	43	6-19	.316	4-11	.364	4-6	.667	5	5	10	3.9	2	5	2	0	2	20	11.6
at Tennessee	02/25/09	*	34	6-12	.500	3-8	.375	5-6	.833	0	1	1	3.8	2	4	2	0	0	20	11.9
AUBURN	02-28-09	*	38	4-11	.364	2-7	.286	1-1	1.000	2	0	2	3.7	2	2	3	0	3	11	11.9
FLORIDA	03-04-09	*	30	3-8	.375	1-2	.500	5-7	.714	0	6	6	3.8	1	3	3	0	1	12	11.9
Totals		30	958	106-296	.358	58-164	.354	87-117	.744	24	90	114	3.8	70	58	55	10	42	357	11.9

Games played: 30  
Minutes/game: 31.9  
Points/game: 11.9  
FG Pct: 35.8  
3FG Pct: 35.4  
FT Pct: 74.4

Rebounds/game: 3.8  
Assists/game: 1.9  
Turnovers/game: 1.8  
Assist/turnover ratio: 1.1  
Steals/game: 1.4  
Blocks/game: 0.3





2008-09 Mississippi State Basketball  
Mississippi State Individual Game-by-Game (as of Mar 04, 2009)  
All games

#24 Kodi Augustus

Opponent	Date	gs	min	Total		3-Pointers		Free throws		Rebounds				pf	a	t/o	blk	stl	pts	avg
				fg-fga	pct	3fg-fga	pct	ft-fa	pct	off	def	tot	avg							
CENTENARY	11-15-08	*	17	2-3	.667	0-0	.000	2-2	1.000	0	3	3	3.0	2	2	1	2	1	6	6.0
LOUISIANA-MONROE	11-17-08	*	21	4-5	.800	1-1	1.000	3-3	1.000	3	5	8	5.5	2	2	0	0	1	12	9.0
NORTH ALABAMA	11-19-08	*	22	3-5	.600	0-2	.000	2-2	1.000	3	4	7	6.0	1	0	3	1	0	8	8.7
FAIRLEIGH DICKINSON	11-22-08	*	15	3-3	1.000	0-0	.000	0-0	.000	1	5	6	6.0	5	1	3	1	1	6	8.0
at St. Bonaventure	11-25-08	*	19	2-6	.333	0-1	.000	0-1	.000	3	3	6	6.0	4	1	2	0	0	4	7.2
vs Washington State	11-28-08	*	27	2-7	.286	1-3	.333	5-6	.833	0	4	4	5.7	2	0	0	1	0	10	7.7
vs Texas Tech	11-29-08	*	25	6-12	.500	0-2	.000	4-5	.800	5	4	9	6.1	3	0	3	0	1	16	8.9
ALABAMA STATE	12-06-08	*	20	0-4	.000	0-0	.000	4-4	1.000	0	1	1	5.5	0	0	1	0	0	4	8.3
CHARLOTTE	12-10-08	*	10	0-4	.000	0-1	.000	0-0	.000	2	3	5	5.4	1	0	1	1	0	0	7.3
SOUTH ALABAMA	12-13-08		7	2-3	.667	0-0	.000	3-4	.750	1	0	1	5.0	0	0	2	0	0	7	7.3
at Arkansas	01-10-09		4	0-2	.000	0-1	.000	0-2	.000	1	0	1	4.6	0	0	0	0	0	0	6.6
OLE MISS	01-31-09		7	1-2	.500	0-0	.000	3-4	.750	1	0	1	4.3	0	0	0	0	0	5	6.5
LSU	02-11-09		3	1-1	1.000	1-1	1.000	0-0	.000	0	1	1	4.1	0	0	0	0	0	3	6.2
at Auburn	02-14-09		4	1-3	.333	0-1	.000	0-0	.000	0	1	1	3.9	1	0	0	0	1	2	5.9
SOUTH CAROLINA	02-18-09		3	1-1	1.000	0-0	.000	1-2	.500	1	0	1	3.7	1	0	2	0	0	3	5.7
at Alabama	02/21/09		3	0-0	.000	0-0	.000	0-0	.000	0	1	1	3.5	0	0	0	0	0	0	5.4
at Tennessee	02/25/09		1	0-0	.000	0-0	.000	0-0	.000	0	0	0	3.3	0	0	0	0	0	0	5.1
AUBURN	02-28-09		3	0-1	.000	0-1	.000	0-0	.000	0	0	0	3.1	0	0	0	0	0	0	4.8
FLORIDA	03-04-09		15	4-5	.800	0-1	.000	1-2	.500	1	2	3	3.1	0	0	1	0	1	9	5.0
Totals		9	226	32-67	.478	3-15	.200	28-37	.757	22	37	59	3.1	22	6	19	6	6	95	5.0

Games played: 19  
Minutes/game: 11.9  
Points/game: 5.0  
FG Pct: 47.8  
3FG Pct: 20.0  
FT Pct: 75.7

Rebounds/game: 3.1  
Assists/game: 0.3  
Turnovers/game: 1.0  
Assist/turnover ratio: 0.3  
Steals/game: 0.3  
Blocks/game: 0.3



2008-09 Mississippi State Basketball  
Mississippi State Individual Game-by-Game (as of Mar 04, 2009)  
All games

#25 Phil Turner

Opponent	Date	gs	min	Total		3-Pointers		Free throws		Rebounds				pf	a	t/o	blk	stl	pts	avg
				fg-fga	pct	3fg-fga	pct	ft-fa	pct	off	def	tot	avg							
CENTENARY	11-15-08		15	1-4	.250	0-3	.000	0-0	.000	2	3	5	5.0	3	2	3	0	0	2	2.0
LOUISIANA-MONROE	11-17-08		14	1-3	.333	0-1	.000	1-2	.500	0	2	2	3.5	1	4	2	0	0	3	2.5
NORTH ALABAMA	11-19-08		16	2-4	.500	2-3	.667	2-2	1.000	0	4	4	3.7	0	1	1	1	3	8	4.3
FAIRLEIGH DICKINSON	11-22-08		11	3-4	.750	1-1	1.000	1-2	.500	0	2	2	3.3	3	1	2	0	1	8	5.3
at St. Bonaventure	11-25-08		14	1-4	.250	0-1	.000	4-4	1.000	3	0	3	3.2	0	3	1	0	0	6	5.4
vs Washington State	11-28-08		10	2-3	.667	1-1	1.000	0-0	.000	0	4	4	3.3	2	0	1	0	0	5	5.3
vs Texas Tech	11-29-08		8	1-2	.500	0-0	.000	0-0	.000	0	1	1	3.0	0	0	1	1	0	2	4.9
ALABAMA STATE	12-06-08		5	0-0	.000	0-0	.000	0-0	.000	0	2	2	2.9	0	1	1	0	0	0	4.3
CHARLOTTE	12-10-08		8	1-2	.500	1-2	.500	2-2	1.000	0	3	3	2.9	2	0	1	0	2	5	4.3
SOUTH ALABAMA	12-13-08	*	21	3-6	.500	0-2	.000	4-4	1.000	0	2	2	2.8	3	4	0	0	2	10	4.9
vs University of Cincinnati	12/18/08	*	33	5-10	.500	2-5	.400	0-1	.000	0	6	6	3.1	3	1	1	0	3	12	5.5
vs Nicholls State	12-22-08	*	33	1-3	.333	0-2	.000	9-12	.750	1	4	5	3.3	1	1	4	1	2	11	6.0
SAN DIEGO	12-30-08	*	35	3-8	.375	0-2	.000	0-0	.000	4	4	8	3.6	4	1	3	1	0	6	6.0
HOUSTON	01-03-09	*	22	6-7	.857	3-4	.750	1-2	.500	1	4	5	3.7	0	1	1	0	1	16	6.7
WESTERN KENTUCKY	01-05-09	*	23	3-5	.600	0-2	.000	0-0	.000	1	3	4	3.7	3	2	2	0	0	6	6.7
at Arkansas	01-10-09	*	24	2-6	.333	2-6	.333	0-0	.000	0	1	1	3.6	4	1	1	0	0	6	6.6
ALABAMA	01-14-09	*	23	6-9	.667	3-4	.750	2-3	.667	1	2	3	3.5	2	1	1	3	2	17	7.2
VANDERBILT	01-17-09	*	27	4-7	.571	2-3	.667	4-4	1.000	0	3	3	3.5	2	3	1	0	4	14	7.6
at LSU	01/21/09	*	28	2-3	.667	0-1	.000	0-0	.000	1	2	3	3.5	2	0	1	1	1	4	7.4
at Georgia	01/24/09	*	28	3-7	.429	2-5	.400	5-6	.833	2	2	4	3.5	2	1	1	0	2	13	7.7
OLE MISS	01-31-09	*	25	1-6	.167	1-5	.200	2-2	1.000	2	3	5	3.6	2	0	2	1	1	5	7.6
at Kentucky	02/03/09	*	37	6-13	.462	4-9	.444	2-3	.667	1	7	8	3.8	3	3	2	2	3	18	8.0
ARKANSAS	02-07-09	*	27	5-7	.714	4-6	.667	2-2	1.000	2	9	11	4.1	4	1	2	1	0	16	8.4
LSU	02-11-09	*	41	1-8	.125	0-4	.000	2-2	1.000	3	8	11	4.4	2	3	2	1	2	4	8.2
at Auburn	02-14-09	*	33	3-10	.300	2-9	.222	0-0	.000	4	5	9	4.6	3	4	2	0	2	8	8.2
SOUTH CAROLINA	02-18-09	*	31	7-11	.636	2-4	.500	0-1	.000	3	11	14	4.9	3	0	1	1	6	16	8.5
at Alabama	02/21/09	*	47	2-11	.182	2-8	.250	4-5	.800	2	5	7	5.0	4	4	1	1	2	10	8.6
at Tennessee	02/25/09	*	32	4-8	.500	1-4	.250	0-0	.000	2	6	8	5.1	1	3	2	0	0	9	8.6
AUBURN	02-28-09	*	29	4-9	.444	3-5	.600	1-2	.500	1	5	6	5.1	2	2	1	0	1	12	8.7
FLORIDA	03-04-09	*	26	2-6	.333	1-2	.500	0-0	.000	1	5	6	5.2	3	2	1	0	2	5	8.6
Totals		21	726	85-186	.457	39-104	.375	48-61	.787	37	118	155	5.2	64	50	45	15	42	257	8.6

Games played: 30  
Minutes/game: 24.2  
Points/game: 8.6  
FG Pct: 45.7  
3FG Pct: 37.5  
FT Pct: 78.7

Rebounds/game: 5.2  
Assists/game: 1.7  
Turnovers/game: 1.5  
Assist/turnover ratio: 1.1  
Steals/game: 1.4  
Blocks/game: 0.5



2008-09 Mississippi State Basketball  
Mississippi State Individual Game-by-Game (as of Mar 04, 2009)  
All games

#32 Jarvis Varnado

Opponent	Date	gs	min	Total		3-Pointers		Free throws		Rebounds				pf	a	t/o	blk	stl	pts	avg	
				fg-fga	pct	3fg-fga	pct	ft-fa	pct	off	def	tot	avg								
CENTENARY	11-15-08	*	25	3-6	.500	0-0	.000	3-5	.600	4	7	11	11.0	1	1	2	7	1	9	9.0	
LOUISIANA-MONROE	11-17-08	*	27	1-4	.250	0-0	.000	0-1	.000	3	8	11	11.0	1	1	3	9	0	2	5.5	
NORTH ALABAMA	11-19-08	*	22	6-7	.857	0-0	.000	4-4	1.000	1	13	14	12.0	1	0	3	7	0	16	9.0	
FAIRLEIGH DICKINSON	11-22-08	*	24	5-9	.556	0-0	.000	4-7	.571	5	11	16	13.0	2	1	0	8	0	14	10.3	
at St. Bonaventure	11-25-08	*	34	7-12	.583	0-0	.000	5-7	.714	5	7	12	12.8	3	0	3	6	0	19	12.0	
vs Washington State	11-28-08	*	25	1-3	.333	0-0	.000	0-2	.000	2	3	5	11.5	0	1	3	4	0	2	10.3	
vs Texas Tech	11-29-08	*	27	4-6	.667	0-0	.000	3-4	.750	2	8	10	11.3	3	1	1	4	0	11	10.4	
ALABAMA STATE	12-06-08	*	32	10-13	.769	0-0	.000	2-4	.500	5	4	9	11.0	2	1	2	8	2	22	11.9	
CHARLOTTE	12-10-08	*	36	3-7	.429	0-0	.000	2-6	.333	2	7	9	10.8	1	3	3	3	0	8	11.4	
SOUTH ALABAMA	12-13-08	*	26	9-11	.818	0-0	.000	3-6	.500	2	6	8	10.5	4	0	0	6	1	21	12.4	
vs University of Cincinnati	12/18/08	*	31	10-13	.769	0-0	.000	4-4	1.000	2	4	6	10.1	3	0	2	4	0	24	13.5	
vs Nicholls State	12-22-08	*	28	8-9	.889	0-0	.000	8-11	.727	2	4	6	9.8	2	0	1	6	0	24	14.3	
SAN DIEGO	12-30-08	*	39	4-12	.333	0-0	.000	2-4	.500	6	7	13	10.0	1	0	1	6	0	10	14.0	
HOUSTON	01-03-09	*	16	1-4	.250	0-0	.000	2-2	1.000	0	8	8	9.9	2	1	0	3	0	4	13.3	
WESTERN KENTUCKY	01-05-09	*	23	2-6	.333	0-0	.000	2-2	1.000	0	10	10	9.9	4	1	1	1	1	6	12.8	
at Arkansas	01-10-09	*	30	7-10	.700	0-0	.000	2-2	1.000	2	7	9	9.8	3	1	2	5	1	16	13.0	
ALABAMA	01-14-09	*	27	3-6	.500	0-0	.000	5-6	.833	4	6	10	9.8	1	2	3	3	0	11	12.9	
VANDERBILT	01-17-09	*	25	4-5	.800	0-0	.000	0-0	.000	1	5	6	9.6	4	0	3	3	2	8	12.6	
at LSU	01/21/09	*	25	8-14	.571	0-0	.000	2-2	1.000	2	2	4	9.3	2	0	1	0	1	18	12.9	
at Georgia	01/24/09	*	30	6-7	.857	0-0	.000	2-3	.667	3	5	8	9.3	1	2	3	4	4	14	13.0	
OLE MISS	01-31-09	*	33	2-5	.400	0-0	.000	4-6	.667	6	9	15	9.5	1	4	4	1	1	8	12.7	
at Kentucky	02/03/09	*	30	2-6	.333	0-0	.000	2-4	.500	2	10	12	9.6	4	0	2	7	0	6	12.4	
ARKANSAS	02-07-09	*	27	4-7	.571	0-0	.000	2-2	1.000	2	6	8	9.6	4	1	3	7	1	10	12.3	
LSU	02-11-09	*	30	10-18	.556	0-1	.000	11-13	.846	3	5	8	9.5	5	1	0	6	0	31	13.1	
at Auburn	02-14-09	*	30	7-15	.467	0-0	.000	6-7	.857	5	0	5	9.3	3	0	1	4	0	20	13.4	
SOUTH CAROLINA	02-18-09	*	31	3-13	.231	0-0	.000	2-2	1.000	3	3	6	9.2	1	1	1	4	0	8	13.2	
at Alabama	02/21/09	*	34	5-14	.357	0-0	.000	6-7	.857	5	6	11	9.3	5	0	0	8	0	16	13.3	
at Tennessee	02/25/09	*	29	3-4	.750	0-0	.000	2-4	.500	2	4	6	9.1	2	0	1	3	2	8	13.1	
AUBURN	02-28-09	*	33	6-11	.545	0-0	.000	2-3	.667	3	6	9	9.1	2	1	4	2	1	14	13.1	
FLORIDA	03-04-09	*	28	6-14	.429	0-0	.000	1-4	.250	5	3	8	9.1	0	0	0	2	2	13	13.1	
Totals			30	857	150-271	.554	0-1	.000	93-134	.694	89	184	273	9.1	68	24	53	141	20	393	13.1

Games played: 30  
Minutes/game: 28.6  
Points/game: 13.1  
FG Pct: 55.4  
3FG Pct: 0.0  
FT Pct: 69.4

Rebounds/game: 9.1  
Assists/game: 0.8  
Turnovers/game: 1.8  
Assist/turnover ratio: 0.5  
Steals/game: 0.7  
Blocks/game: 4.7



2008-09 Mississippi State Basketball  
Mississippi State Individual Game-by-Game (as of Mar 04, 2009)  
All games

#33 Brandon Bolen

Opponent	Date	gs	min	Total		3-Pointers		Free throws		Rebounds				pf	a	t/o	blk	stl	pts	avg
				fg-fga	pct	3fg-fga	pct	ft-fa	pct	off	def	tot	avg							
CENTENARY	11-15-08		2	0-0	.000	0-0	.000	0-0	.000	0	0	0	0.0	0	0	0	0	0	0	0.0
LOUISIANA-MONROE	11-17-08		2	0-0	.000	0-0	.000	0-0	.000	0	0	0	0.0	0	0	0	0	0	0	0.0
NORTH ALABAMA	11-19-08		4	1-1	1.000	0-0	.000	0-0	.000	0	0	0	0.0	0	0	0	0	1	2	0.7
FAIRLEIGH DICKINSON	11-22-08		2	0-0	.000	0-0	.000	0-0	.000	0	0	0	0.0	0	0	0	0	0	0	0.5
SOUTH ALABAMA	12-13-08		1	0-0	.000	0-0	.000	0-0	.000	0	0	0	0.0	0	0	0	0	1	0	0.4
vs Nicholls State	12-22-08		1	0-0	.000	0-0	.000	0-0	.000	0	0	0	0.0	0	0	0	0	0	0	0.3
HOUSTON	01-03-09		3	0-1	.000	0-0	.000	0-0	.000	0	0	0	0.0	0	1	0	0	0	0	0.3
WESTERN KENTUCKY	01-05-09		2	0-0	.000	0-0	.000	0-0	.000	0	0	0	0.0	0	0	0	0	0	0	0.3
at Kentucky	02/03/09		0	0-0	.000	0-0	.000	0-0	.000	0	0	0	0.0	0	0	0	0	0	0	0.2
Totals		0	17	1-2	.500	0-0	.000	0-0	.000	0	0	0	0.0	0	1	0	0	2	2	0.2

Games played: 9  
Minutes/game: 1.9  
Points/game: 0.2  
FG Pct: 50.0

Assists/game: 0.1  
Assist/turnover ratio: 99.9  
Steals/game: 0.2

#44 Brian Johnson

Opponent	Date	gs	min	Total		3-Pointers		Free throws		Rebounds				pf	a	t/o	blk	stl	pts	avg
				fg-fga	pct	3fg-fga	pct	ft-fa	pct	off	def	tot	avg							
vs Nicholls State	12-22-08		12	0-1	.000	0-0	.000	1-2	.500	2	0	2	2.0	0	0	1	0	0	1	1.0
SAN DIEGO	12-30-08		6	0-0	.000	0-0	.000	0-0	.000	0	0	0	1.0	1	0	0	0	0	0	0.5
HOUSTON	01-03-09		10	2-3	.667	0-0	.000	2-4	.500	2	2	4	2.0	2	0	4	0	1	6	2.3
WESTERN KENTUCKY	01-05-09		4	1-1	1.000	0-0	.000	1-1	1.000	0	1	1	1.8	1	0	0	0	0	3	2.5
VANDERBILT	01-17-09		5	0-0	.000	0-0	.000	1-2	.500	0	0	0	1.4	0	0	0	0	0	1	2.2
at LSU	01/21/09		9	1-1	1.000	0-0	.000	2-3	.667	0	3	3	1.7	2	0	0	1	0	4	2.5
at Georgia	01/24/09		12	2-3	.667	0-0	.000	0-0	.000	0	0	0	1.4	3	0	1	0	1	4	2.7
at Kentucky	02/03/09		3	0-1	.000	0-0	.000	0-0	.000	0	0	0	1.3	0	0	1	0	0	0	2.4
ARKANSAS	02-07-09		11	2-4	.500	0-0	.000	0-1	.000	2	1	3	1.4	1	2	0	0	1	4	2.6
LSU	02-11-09		14	3-7	.429	0-0	.000	1-3	.333	2	2	4	1.7	5	0	1	2	0	7	3.0
at Auburn	02-14-09		7	0-1	.000	0-0	.000	0-0	.000	0	0	0	1.5	1	0	1	0	0	0	2.7
at Alabama	02/21/09		2	1-1	1.000	0-0	.000	0-0	.000	0	0	0	1.4	0	0	0	0	0	2	2.7
at Tennessee	02/25/09		6	0-0	.000	0-0	.000	0-0	.000	1	2	3	1.5	4	0	3	0	1	0	2.5
AUBURN	02-28-09		2	0-0	.000	0-0	.000	0-0	.000	0	0	0	1.4	1	0	1	0	0	0	2.3
FLORIDA	03-04-09		1	0-0	.000	0-0	.000	0-0	.000	0	0	0	1.3	0	0	0	0	0	0	2.1
Totals		0	104	12-23	.522	0-0	.000	8-16	.500	9	11	20	1.3	21	2	13	3	4	32	2.1

Games played: 15  
Minutes/game: 6.9  
Points/game: 2.1  
FG Pct: 52.2  
FT Pct: 50.0

Rebounds/game: 1.3  
Assists/game: 0.1  
Turnovers/game: 0.9  
Assist/turnover ratio: 0.2  
Steals/game: 0.3  
Blocks/game: 0.2



2008-09 Mississippi State Basketball  
Mississippi State Individual Game-by-Game (as of Mar 04, 2009)  
All games

#45 Elgin Bailey

Opponent	Date	gs	min	Total		3-Pointers		Free throws		Rebounds				pf	a	t/o	blk	stl	pts	avg
				fg-fga	pct	3fg-fga	pct	ft-fa	pct	off	def	tot	avg							
CENTENARY	11-15-08		16	4-11	.364	0-0	.000	2-4	.500	2	1	3	3.0	1	0	0	3	1	10	10.0
LOUISIANA-MONROE	11-17-08		17	3-7	.429	0-0	.000	1-1	1.000	3	6	9	6.0	1	1	3	2	1	7	8.5
NORTH ALABAMA	11-19-08		16	2-4	.500	0-0	.000	6-8	.750	1	4	5	5.7	1	2	4	3	2	10	9.0
FAIRLEIGH DICKINSON	11-22-08		17	2-2	1.000	0-0	.000	3-6	.500	0	4	4	5.3	5	0	2	3	0	7	8.5
at St. Bonaventure	11-25-08		6	0-1	.000	0-0	.000	0-0	.000	0	1	1	4.4	2	0	2	1	0	0	6.8
vs Washington State	11-28-08		15	1-3	.333	0-0	.000	0-1	.000	1	2	3	4.2	2	0	1	1	2	2	6.0
vs Texas Tech	11-29-08		13	1-3	.333	0-0	.000	1-4	.250	2	1	3	4.0	1	0	1	2	0	3	5.6
ALABAMA STATE	12-06-08		8	1-4	.250	0-0	.000	0-0	.000	1	0	1	3.6	1	0	0	1	0	2	5.1
CHARLOTTE	12-10-08		6	1-2	.500	0-0	.000	2-2	1.000	0	2	2	3.4	1	0	1	0	1	4	5.0
SOUTH ALABAMA	12-13-08		13	2-3	.667	0-0	.000	0-2	.000	0	3	3	3.4	3	0	2	3	1	4	4.9
vs University of Cincinnati	12/18/08		9	1-3	.333	0-0	.000	2-2	1.000	0	0	0	3.1	0	0	2	1	1	4	4.8
HOUSTON	01-03-09		14	3-7	.429	0-0	.000	1-2	.500	0	2	2	3.0	3	0	1	0	1	7	5.0
WESTERN KENTUCKY	01-05-09		13	2-2	1.000	0-0	.000	2-2	1.000	0	2	2	2.9	3	1	1	1	0	6	5.1
at Arkansas	01-10-09		10	1-4	.250	0-0	.000	0-0	.000	1	1	2	2.9	0	0	1	0	0	2	4.9
ALABAMA	01-14-09		13	3-4	.750	0-0	.000	0-0	.000	3	2	5	3.0	3	0	3	0	0	6	4.9
VANDERBILT	01-17-09		10	2-4	.500	0-0	.000	2-2	1.000	0	0	0	2.8	1	0	1	1	1	6	5.0
at LSU	01/21/09		6	1-2	.500	0-0	.000	0-0	.000	0	0	0	2.6	1	0	2	0	0	2	4.8
at Georgia	01/24/09		10	0-4	.000	0-0	.000	0-0	.000	2	4	6	2.8	0	0	1	0	1	0	4.6
at Kentucky	02/03/09		10	0-2	.000	0-0	.000	0-0	.000	1	0	1	2.7	1	0	1	1	0	0	4.3
ARKANSAS	02-07-09		7	0-0	.000	0-0	.000	0-0	.000	0	0	0	2.6	0	0	0	0	1	0	4.1
LSU	02-11-09		5	0-1	.000	0-0	.000	6-8	.750	0	0	0	2.5	1	0	0	1	0	6	4.2
at Auburn	02-14-09		3	1-1	1.000	0-0	.000	0-0	.000	0	0	0	2.4	1	0	0	0	0	2	4.1
SOUTH CAROLINA	02-18-09		9	1-2	.500	0-0	.000	0-0	.000	1	0	1	2.3	1	1	0	1	0	2	4.0
at Alabama	02/21/09		14	2-5	.400	0-0	.000	0-2	.000	2	2	4	2.4	4	0	1	1	1	4	4.0
at Tennessee	02/25/09		11	2-3	.667	0-0	.000	0-0	.000	1	2	3	2.4	2	0	1	0	0	4	4.0
AUBURN	02-28-09		7	0-0	.000	0-0	.000	0-0	.000	0	0	0	2.3	3	0	1	0	0	0	3.8
FLORIDA	03-04-09		12	3-5	.600	0-0	.000	0-0	.000	0	4	4	2.4	2	1	0	0	2	6	3.9
Totals		0	290	39-89	.438	0-0	.000	28-46	.609	21	43	64	2.4	44	6	32	26	16	106	3.9

Games played: 27  
Minutes/game: 10.7  
Points/game: 3.9  
FG Pct: 43.8  
FT Pct: 60.9

Rebounds/game: 2.4  
Assists/game: 0.2  
Turnovers/game: 1.2  
Assist/turnover ratio: 0.2  
Steals/game: 0.6  
Blocks/game: 1.0



## 2008 Mississippi State Basketball Season (Mar 04, 2009)

### Individual Career History

#### Kodi Augustus

			Total		3-Point		F-Throws		Rebounds											Scoring	
Season	gp-gs	min/avg	fg-fga	pct	fg-fga	pct	ft-fta	pct	off	def	tot	avg	pf	fo	ast	to	blk	stl	pts	avg	
2007-08	11-0	52/4.7	5-13	.385	2-7	.286	4-7	.571	3	9	12	1.1	8	0	2	7	3	1	16	1.5	
2008-09	19-9	226/11.9	32-67	.478	3-15	.200	28-37	.757	22	37	59	3.1	22	1	6	19	6	6	95	5.0	
TOTAL	30-9	278/9.3	37-80	.463	5-22	.227	32-44	.727	25	46	71	2.4	30	1	8	26	9	7	111	3.7	

#### Elgin Bailey

			Total		3-Point		F-Throws		Rebounds											Scoring	
Season	gp-gs	min/avg	fg-fga	pct	fg-fga	pct	ft-fta	pct	off	def	tot	avg	pf	fo	ast	to	blk	stl	pts	avg	
2007-08	31-0	212/6.8	18-38	.474	0-0	.000	16-41	.390	20	26	46	1.5	43	0	1	16	8	4	52	1.7	
2008-09	27-0	290/10.7	39-89	.438	0-0	.000	28-46	.609	21	43	64	2.4	44	1	6	32	26	16	106	3.9	
TOTAL	58-0	502/8.7	57-127	.449	0-0	.000	44-87	.506	41	69	110	1.9	87	1	7	48	34	20	158	2.7	

#### Twany Beckham

			Total		3-Point		F-Throws		Rebounds											Scoring	
Season	gp-gs	min/avg	fg-fga	pct	fg-fga	pct	ft-fta	pct	off	def	tot	avg	pf	fo	ast	to	blk	stl	pts	avg	
2008-09	27-0	224/8.3	16-41	.390	0-4	.000	13-26	.500	5	33	38	1.4	19	0	33	32	1	12	45	1.7	
TOTAL	27-0	224/8.3	16-41	.390	0-4	.000	13-26	.500	5	33	38	1.4	19	0	33	32	1	12	45	1.7	

#### Riley Benock

			Total		3-Point		F-Throws		Rebounds											Scoring	
Season	gp-gs	min/avg	fg-fga	pct	fg-fga	pct	ft-fta	pct	off	def	tot	avg	pf	fo	ast	to	blk	stl	pts	avg	
2007-08	28-0	228/8.1	15-37	.405	14-33	.424	5-8	.625	2	17	19	0.7	16	0	22	16	4	4	49	1.8	
2008-09	30-0	350/11.7	24-64	.375	20-54	.370	6-10	.600	4	25	29	1.0	29	1	22	13	2	15	74	2.5	
TOTAL	58-0	578/10.0	39-101	.386	34-87	.391	11-18	.611	6	42	48	0.8	45	1	44	29	6	19	123	2.1	

#### Brandon Bolen

			Total		3-Point		F-Throws		Rebounds											Scoring	
Season	gp-gs	min/avg	fg-fga	pct	fg-fga	pct	ft-fta	pct	off	def	tot	avg	pf	fo	ast	to	blk	stl	pts	avg	
2007-08	9-0	12/1.3	0-2	.000	0-1	.000	1-2	.500	1	3	4	0.4	1	0	0	3	0	0	1	0.1	
2008-09	9-0	17/1.9	1-2	.500	0-0	.000	0-0	.000	0	0	0	0.0	0	0	1	0	0	2	2	0.2	
TOTAL	18-0	29/1.6	1-4	.250	0-1	.000	1-2	.500	1	3	4	0.2	1	0	1	3	0	2	3	0.2	

#### Dee Bost

			Total		3-Point		F-Throws		Rebounds											Scoring	
Season	gp-gs	min/avg	fg-fga	pct	fg-fga	pct	ft-fta	pct	off	def	tot	avg	pf	fo	ast	to	blk	stl	pts	avg	
2008-09	30-30	953/31.8	97-265	.366	52-143	.364	97-135	.719	23	81	104	3.5	69	1	130	90	0	44	343	11.4	
TOTAL	30-30	953/31.8	97-265	.366	52-143	.364	97-135	.719	23	81	104	3.5	69	1	130	90	0	44	343	11.4	

#### Rod Bryant

Season	gp-gs	min/avg	Total		3-Point		F-Throws		Rebounds											Scoring	
			fg-fga	pct	fg-fga	pct	ft-fta	pct	off	def	tot	avg	pf	fo	ast	to	blk	stl	pts	avg	
2007-08	5-0	5/1.0	2-3	.667	0-0	.000	0-1	.000	0	1	1	0.2	0	0	0	1	0	0	4	0.8	
2008-09	3-0	3/1.0	0-0	.000	0-0	.000	0-0	.000	0	0	0	0.0	1	0	2	0	0	0	0	0.0	
TOTAL	8-0	8/1.0	2-3	.667	0-0	.000	0-1	.000	0	1	1	0.1	1	0	2	1	0	0	4	0.5	

#### Christopher Gay

			Total		3-Point		F-Throws		Rebounds											Scoring	
Season	gp-gs	min/avg	fg-fga	pct	fg-fga	pct	ft-fta	pct	off	def	tot	avg	pf	fo	ast	to	blk	stl	pts	avg	
2008-09	9-0	10/1.1	2-2	1.000	1-1	1.000	0-0	.000	0	1	1	0.1	0	0	0	1	0	0	5	0.6	
TOTAL	9-0	10/1.1	2-2	1.000	1-1	1.000	0-0	.000	0	1	1	0.1	0	0	0	1	0	0	5	0.6	





## 2008 Mississippi State Basketball Season (Mar 04, 2009) Individual Career History

### Jacquiese Holcombe

			Total		3-Point		F-Throws		Rebounds											Scoring	
Season	gp-gs	min/avg	fg-fga	pct	fg-fga	pct	ft-fta	pct	off	def	tot	avg	pf	fo	ast	to	blk	stl	pts	avg	
2008-09	7-0	83/11.9	8-14	.571	1-5	.200	4-6	.667	7	7	14	2.0	9	0	1	10	0	2	21	3.0	
TOTAL	7-0	83/11.9	8-14	.571	1-5	.200	4-6	.667	7	7	14	2.0	9	0	1	10	0	2	21	3.0	

### Brian Johnson

			Total		3-Point		F-Throws		Rebounds											Scoring	
Season	gp-gs	min/avg	fg-fga	pct	fg-fga	pct	ft-fta	pct	off	def	tot	avg	pf	fo	ast	to	blk	stl	pts	avg	
2007-08	33-0	316/9.6	30-48	.625	0-2	.000	17-22	.773	34	39	73	2.2	37	0	8	35	12	14	77	2.3	
2008-09	15-0	104/6.9	12-23	.522	0-0	.000	8-16	.500	9	11	20	1.3	21	1	2	13	3	4	32	2.1	
TOTAL	48-0	420/8.8	42-71	.592	0-2	.000	25-38	.658	43	50	93	1.9	58	1	10	48	15	18	109	2.3	

### Ravern Johnson

			Total		3-Point		F-Throws		Rebounds											Scoring	
Season	gp-gs	min/avg	fg-fga	pct	fg-fga	pct	ft-fta	pct	off	def	tot	avg	pf	fo	ast	to	blk	stl	pts	avg	
2007-08	29-0	187/6.4	31-65	.477	7-24	.292	4-10	.400	10	20	30	1.0	10	0	10	12	4	3	73	2.5	
2008-09	30-30	933/31.1	135-303	.446	76-179	.425	32-38	.842	28	72	100	3.3	42	0	36	48	16	12	378	12.6	
TOTAL	59-30	1120/19.0	166-368	.451	83-203	.409	36-48	.750	38	92	130	2.2	52	0	46	60	20	15	451	7.6	

### Taylor Luczak

			Total		3-Point		F-Throws		Rebounds											Scoring	
Season	gp-gs	min/avg	fg-fga	pct	fg-fga	pct	ft-fta	pct	off	def	tot	avg	pf	fo	ast	to	blk	stl	pts	avg	
2008-09	6-0	8/1.3	2-2	1.000	0-0	.000	0-0	.000	0	2	2	0.3	1	0	0	0	0	0	4	0.7	
TOTAL	6-0	8/1.3	2-2	1.000	0-0	.000	0-0	.000	0	2	2	0.3	1	0	0	0	0	0	4	0.7	

### Romero Osby

			Total		3-Point		F-Throws		Rebounds											Scoring	
Season	gp-gs	min/avg	fg-fga	pct	fg-fga	pct	ft-fta	pct	off	def	tot	avg	pf	fo	ast	to	blk	stl	pts	avg	
2008-09	30-0	383/12.8	46-107	.430	6-25	.240	35-52	.673	26	57	83	2.8	44	1	11	24	10	7	133	4.4	
TOTAL	30-0	383/12.8	46-107	.430	6-25	.240	35-52	.673	26	57	83	2.8	44	1	11	24	10	7	133	4.4	

### Barry Stewart

			Total		3-Point		F-Throws		Rebounds											Scoring	
Season	gp-gs	min/avg	fg-fga	pct	fg-fga	pct	ft-fta	pct	off	def	tot	avg	pf	fo	ast	to	blk	stl	pts	avg	
2006-07	35-0	848/24.2	96-240	.400	68-174	.391	82-107	.766	28	83	111	3.2	51	0	43	27	5	32	342	9.8	
2007-08	34-34	1214/35.7	129-337	.383	62-186	.333	71-102	.696	46	111	157	4.6	80	2	88	78	4	44	391	11.5	
2008-09	30-30	958/31.9	106-296	.358	58-164	.354	87-117	.744	24	90	114	3.8	70	1	58	55	10	42	357	11.9	
TOTAL	99-64	3020/30.5	331-873	.379	188-524	.359	240-326	.736	98	284	382	3.9	201	3	189	160	19	118	1090	11.0	

### Phil Turner

Season	gp-gs	min/avg	Total		3-Point		F-Throws		Rebounds											Scoring	
			fg-fga	pct	fg-fga	pct	ft-fta	pct	off	def	tot	avg	pf	fo	ast	to	blk	stl	pts	avg	
2007-08	30-11	498/16.6	41-124	.331	24-79	.304	15-27	.556	18	66	84	2.8	43	1	25	28	10	26	121	4.0	
2008-09	30-21	726/24.2	85-186	.457	39-104	.375	48-61	.787	37	118	155	5.2	64	0	50	45	15	42	257	8.6	
TOTAL	60-32	1224/20.4	126-310	.406	63-183	.344	63-88	.716	55	184	239	4.0	107	1	75	73	25	68	378	6.3	

### Jarvis Varnado

			Total		3-Point		F-Throws		Rebounds											Scoring	
Season	gp-gs	min/avg	fg-fga	pct	fg-fga	pct	ft-fta	pct	off	def	tot	avg	pf	fo	ast	to	blk	stl	pts	avg	
2006-07	35-13	473/13.5	75-116	.647	0-1	.000	24-45	.533	61	85	146	4.2	74	1	11	19	67	12	174	5.0	
2007-08	34-34	968/28.5	109-170	.641	1-2	.500	50-100	.500	75	189	264	7.8	99	5	18	41	157	18	269	7.9	
2008-09	30-30	857/28.6	150-271	.554	0-1	.000	93-134	.694	89	184	273	9.1	68	2	24	53	141	20	393	13.1	
TOTAL	99-77	2298/23.2	334-557	.600	1-4	.250	167-279	.599	225	458	683	6.9	241	8	53	113	365	50	836	8.4	



**2008-09 Mississippi State Basketball**  
**Mississippi State Combined Team Statistics (as of Mar 04, 2009)**  
**Conference games**

<b>RECORD:</b>	<b>OVERALL</b>	<b>HOME</b>	<b>AWAY</b>	<b>NEUTRAL</b>
ALL GAMES	8-7	5-3	3-4	0-0
CONFERENCE	8-7	5-3	3-4	0-0
NON-CONFERENCE	0-0	0-0	0-0	0-0

#	Player	gp-gs	min	avg	Total		3-Point		F-Throw		Rebounds				pf	dq	a	to	blk	stl	pts	avg
					fg-fga	pct	3fg-fga	pct	ft-fa	pct	off	def	tot	avg								
03	Dee Bost	15-15	522	34.8	56-149	.376	33-86	.384	58-78	.744	15	42	57	3.8	31	0	66	45	0	23	203	13.5
32	Jarvis Varnado	15-15	442	29.5	76-149	.510	0-1	.000	49-65	.754	48	77	125	8.3	38	2	13	28	59	15	201	13.4
22	Barry Stewart	15-15	523	34.9	54-156	.346	34-92	.370	56-72	.778	13	51	64	4.3	36	1	33	31	3	25	198	13.2
02	Ravern Johnson	15-15	490	32.7	67-166	.404	41-108	.380	16-18	.889	8	34	42	2.8	19	0	15	21	7	5	191	12.7
25	Phil Turner	15-15	458	30.5	52-121	.430	29-75	.387	24-30	.800	25	74	99	6.6	39	0	28	21	11	28	157	10.5
45	Elgin Bailey	14-0	127	9.1	16-37	.432	0-0	.000	8-12	.667	11	15	26	1.9	20	0	2	12	5	6	40	2.9
24	Kodi Augustus	9-0	43	4.8	8-15	.533	1-5	.200	5-10	.500	4	5	9	1.0	2	0	0	3	0	2	22	2.4
05	Romero Osby	15-0	149	9.9	14-35	.400	1-9	.111	3-12	.250	12	19	31	2.1	14	0	2	11	6	2	32	2.1
15	Riley Benock	15-0	174	11.6	9-28	.321	9-25	.360	3-6	.500	1	8	9	0.6	16	1	10	4	0	6	30	2.0
44	Brian Johnson	11-0	72	6.5	9-18	.500	0-0	.000	4-9	.444	5	8	13	1.2	17	1	2	8	3	3	22	2.0
04	Twany Beckham	15-0	97	6.5	5-22	.227	0-3	.000	3-6	.500	4	19	23	1.5	8	0	13	14	1	5	13	0.9
10	Christopher Gay	2-0	2	1.0	0-0	.000	0-0	.000	0-0	.000	0	0	0	0.0	0	0	0	0	0	0	0	0.0
33	Brandon Bolen	1-0	1	1.0	0-0	.000	0-0	.000	0-0	.000	0	0	0	0.0	0	0	0	0	0	0	0	0.0
Team											19	26	45									
Total.....		15	3100		366-896	.408	148-404	.366	229-318	.720	165	378	543	36.2	240	5	184	198	95	120	1109	73.9
Opponents.....		15	3100		402-926	.434	107-291	.368	201-297	.677	194	409	603	40.2	276	-	167	215	49	100	1112	74.1

<b>TEAM STATISTICS</b>	<b>MS</b>	<b>OPP</b>
SCORING	1109	1112
Points per game	73.9	74.1
Scoring margin	-0.2	-
FIELD GOALS-ATT	366-896	402-926
Field goal pct	.408	.434
3 POINT FG-ATT	148-404	107-291
3-point FG pct	.366	.368
3-pt FG made per game	9.9	7.1
FREE THROWS-ATT	229-318	201-297
Free throw pct	.720	.677
F-Throws made per game	15.3	13.4
REBOUNDS	543	603
Rebounds per game	36.2	40.2
Rebounding margin	-4.0	-
ASSISTS	184	167
Assists per game	12.3	11.1
TURNOVERS	198	215
Turnovers per game	13.2	14.3
Turnover margin	+1.1	-
Assist/turnover ratio	0.9	0.8
STEALS	120	100
Steals per game	8.0	6.7
BLOCKS	95	49
Blocks per game	6.3	3.3
ATTENDANCE	74027	97744
Home games-Avg/Game	8-9253	7-13963
Neutral site-Avg/Game	-	0-0

<b>Date</b>	<b>Opponent</b>		<b>Score</b>	<b>Att.</b>
* 01-10-09	at Arkansas	W	70-56	18884
* 01-14-09	ALABAMA	W	83-74	10299
* 01-17-09	VANDERBILT	W	73-66	9268
* 01-21-09	at LSU	L	57-81	11709
* 01-24-09	at Georgia	W	67-61	8326
* 01-31-09	OLE MISS	L	63-67	10412
* 02-03-09	at Kentucky	W	66-57	21940
* 02-07-09	ARKANSAS	W	86-77	8891
* 02-11-09	LSU	Lot	94-97	9226
* 02-14-09	at Auburn	L	76-91	6451
* 02-18-09	SOUTH CAROLINA	W	75-70	7369
* 02-21-09	at Alabama	Lot	85-87	11297
* 02-25-09	at Tennessee	L	76-81	19137
* 02-28-09	AUBURN	L	58-76	9335
* 03-04-09	FLORIDA	W	80-71	9227

\* = Conference game

# = Legends Classic Regional Rounds (Humphrey Coliseum - Starkville, MS)

% = Legends Classic Championship Rounds (Prudential Center - Newark, NJ)

\$ = Mississippi Coliseum (Jackson, Miss.)

<b>Score by Periods</b>	<b>1st</b>	<b>2nd</b>	<b>OT</b>	<b>OT2</b>	<b>Totals</b>
Mississippi State	495	574	17	23	1109
Opponents	504	563	17	28	1112