



Mississippi State Bulldogs (15-15, 6-12)

vs.
LSU
Tigers (10-20, 2-16)

Basketball Media Relations

55 Bailey Howell Drive, Mississippi State, MS 39762

GREGG ELLIS, Primary Contact

(W) 662.325.3595 | (C) 662.322.0145 | gellis@athletics.msstate.edu

Twitter: @msusportsgregg & @HailStateMBK | www.hailstate.com

MORGAN MACGUIRE, Secondary Contact

(C) 719.660.2039 | mmacguire@athletics.msstate.edu

Twitter: @morgsmac

SERIES INFORMATION

Series: 109-100, LSU

Home: 60-38, Mississippi State

Away: 68-36, LSU

Neutral: 4-3, MSU

Last Meeting: MSU, 88-76 (3-4-17)

Mississippi State Coach: Ben Howland

MSU Record: 29-32, 2nd year

Career Record: 440-238, 21st year

vs. LSU: 2-1

LSU Coach: Johnny Jones

LSU Record: 90-71, 5th year

Career Record: 295-233, 17th year



GAME INFORMATION

When: Wednesday, March 8, 2017

Time: 6 p.m. CT

Location: Nashville

Arena: Bridgestone Arena

TV: SEC Network

PxP: Tom Hart

Analyst: Jon Sundvold

Sideline: Laura Rutledge

MSU Radio Network:

PxP: Jim Ellis

Analyst: Richard Williams

Sirius/XM: TBA

Projected Starting 5



4 Mario Kegler

6-7 | 230 | Fr. | G
Jackson, MS

PPG: _____ 10.3

RPG: _____ 5.6

FG%: _____ 43.6

FT%: _____ 65.1



11 Quindary Weatherspoon

6-4 | 205 | So. | G
Canton, MS

PPG: _____ 16.6

RPG: _____ 5.1

FG%: _____ 46.5

FT%: _____ 76.5



15 I.J. READY

5-11 | 166 | Sr. | G
Rixey, AR

PPG: _____ 8.2

APG: _____ 4.6

FG%: _____ 42.2

FT%: _____ 87.5



34 Schnider Herard

6-10 | 250 | Fr. | F
Port-Au-Prince, Haiti

PPG: _____ 5.4

APG: _____ 5.1

FG%: _____ 58.3

FT%: _____ 49.5



35 Aric Holman

6-10 | 222 | So. | F
Owensboro, KY

PPG: _____ 8.4

RPG: _____ 6.1

FG%: _____ 49.5

FT%: _____ 65.3

WHAT TO NOTE AS MSU PLAYS LSU . . .

- **Quindary Weatherspoon** was named 2nd team All-SEC, while **Lamar Peters** was named to the All-Freshman team.
- Mississippi State is 29-53 all-time at the SEC Tournament with three titles (1996, 2002 & 2009).
- At Bridgestone Arena, MSU is 3-6 with one championship appearance (75-74 overtime loss to Kentucky in 2010).
- In SEC Tournament openers, the Bulldogs are 17-39 all-time.
- Vanderbilt is MSU's most common foe in this event with 14 meetings. The most wins against any team is in the tournament is Vanderbilt (6), while the most losses are against Georgia (10).
- Against LSU, MSU is 3-2 and has won three in a row. The last meeting was the 2009 semifinals in Tampa, a 67-57 Bulldog win. The Tigers are also the only team MSU is above .500 against.
- The Bulldogs have lost three-straight games in the tournament and haven't lost four in row since dropping eight consecutive from 1986-93.
- The last time MSU opened tournament play with the same team it closed out the regular season with was in 2001 against South Carolina. MSU won the regular-season finale, 77-73. However, the Gamecocks won the tournament opener, 69-62.
- Against LSU, senior guard **I.J. Ready** had a career-high 13 assists, the 6th most in school history and the most by any SEC player this year.
- The win was MSU's 100th all-time against the Tigers.
- **Quindary Weatherspoon** finished the regular season sixth in the SEC with his 16.6 scoring clip, the highest average since Raven Johnson's 17.6 in 2011.
- Of all SEC freshman, **Mario Kegler** is 11th in scoring (10.3) and sixth in rebounding (5.6).
- MSU has now shot 50 percent or better from the floor eight times this year (6-2 in those games).
- The Bulldogs' 234 made 3-pointers are currently the seventh most in a single season. Last year, they made 225. This is the most since making 246 in 2011.
- MSU's 15 wins this season are the most since having 21 in 2012.

2016-17 MISSISSIPPI STATE SCHEDULE/RESULTS

NOVEMBER

11	NORFOLK STATE (SECN+)	W, 78-74
	CHARLESTON CLASSIC	
17	vs. Central Florida (ESPN2)	L, 86-61
18	vs. Boise State (ESPN3)	W, 80-68
20	vs. UTEP (ESPN3)	W, 61-54
25	LEHIGH (SECN+)	L, 87-73
28	NORTHWESTERN STATE (SECN)	W, 65-59

DECEMBER

1	OREGON STATE (ESPNU)	W, 74-57
4	GEORGIA STATE (SECN+)	W, 82-60
14	ETSU (SECN)	L, 67-65
19	Southern Miss (ESPNU) ^	W, 86-44
22	MOREHEAD STATE (SECN)	W, 85-76
29	UMKC (SECN+)	W, 77-54

JANUARY

3	ALABAMA (SECN)	L, 68-58
7	at LSU (SECN)	W, 95-78
10	at Arkansas (SECN)	W, 84-78
14	TEXAS A&M (CBS)	W, 67-59
17	KENTUCKY (ESPN)	L, 87-81
21	at Tennessee (SECN)	L, 91-74
25	MISSOURI (SECN)	W, 89-74
28	at Alabama (SECN)	L, 71-62
31	at Ole Miss (SECN)	L, 88-61

FEBRUARY

4	TENNESSEE (SECN)	W, 64-59
7	at Auburn (ESPNU)	L, 98-92
11	SOUTH CAROLINA (ESPN2)	L, 77-73
14	at Georgia (ESPNU)	L, 79-72

18	FLORIDA (ESPN)	L, 57-52
21	OLE MISS (ESPN2)	L, 87-82
25	at Vanderbilt (ESPNU)	L, 77-48
28	at South Carolina (ESPNU)	L, 63-57

MARCH

4	LSU (SECN)	W, 88-76
	2017 SEC Tournament	
8	LSU (SECN)	6 p.m.

^ - Jackson, Miss (Mississippi Coliseum)

! - Nashville (Bridgestone Arena)

2016-17 MISSISSIPPI STATE NUMERICAL ROSTER

No.	Name	Pos.	Ht.	Wt.	Yr.	Exp.	Hometown
1	Lamar Peters	G	6-0	188	Fr.	HS	New Orleans, LA (Landry-Walker HS)
2	Eli Wright	G	6-4	203	Fr.	HS	Owensboro, KY (22 Feet Academy)
3	Xavian Stapleton	G	6-6	207	So.	TR	Flora, MS (Louisiana Tech)
4	Mario Kegler	G	6-7	220	Fr.	HS	Jackson, MS (Oak Hill Academy)
5	Joe Strugg	F	6-9	196	RFr.	HS	Montgomery, AL (G.W. Carver HS)
11	Quinnndary Weatherspoon	G	6-4	205	So.	1L	Canton, MS (Velma Jackson HS)
12	Drew Davis	G	5-10	172	Jr.	HS	Atlanta, GA (Ft. Walton Beach HS)
13	Nick Singleton	G	6-5	194	So.	TR	Decatur, GA (Kennesaw State)
15	I.J. Ready	G	5-11	166	Sr.	3L	Rixey, AR (Park View Magnet)
20	Miles Washington	C	6-7	202	Fr.	HS	New Albany, MS (New Albany HS)
23	Tyson Carter	G	6-4	167	Fr.	HS	Starkville, MS (Starkville HS)
34	Schnider Herard	F	6-10	250	Fr.	HS	Port-au-Prince (Prestonwood Christian)
35	Aric Holman	F	6-10	222	So.	1L	Owensboro, KY (Owensboro HS)
45	E.J. Datcher	C	6-9	240	Fr.	HS	Harpersville, AL (Vincent HS)

Head Coach:	Ben Howland (Weber State, 1979; 2nd year)
Assistant Coaches:	George Brooks (Mississippi State, 1997; 7th year) Korey McCray (Mercer, 2001; 2nd year) Ernie Zeigler (Cleary College, 1994; 2nd year)
Director of Basketball Operations:	Michael Moynihan
Director of Basketball Performance:	David Deets
Graduate Assistant Coaches:	Alfred Aboya Bo Rodriguez Jalen Courtney
VIDEO:	
TRAINER:	Ryan Dotson

2016-17 A-Z Roster

No.	Name	Yr.
32	Carter, Tyson	Fr.
45	Datcher, EJ	Fr.
12	Davis, Drew	Jr.
34	Herard, Schnider	Fr.
35	Holman, Aric	So.
4	Kegler, Mario	Fr.
1	Peters, Lamar	Fr.
15	Ready, I.J.	Sr.
13	Singleton, Nick	So.
3	Stapleton, Xavian	R-So.
5	Strugg, Joe	R-Fr.
20	Washington, Miles	Fr.
11	Weatherspoon, Quinnndary	So.
2	Wright, Eli	Fr.

By State/Country

Alabama (2)	
45 Datcher, EJ	Fr.
5 Strugg, Joe	R-Fr.
Arkansas (1)	
15 Ready, I.J.	Sr.
Georgia (2)	
12 Davis, Drew	Jr.
13 Singleton, Nick	So.
Kentucky (2)	
35 Holman, Aric	So.
2 Wright, Eli	Fr.
Louisiana (1)	
1 Peters, Lamar	Fr.
Mississippi (5)	
23 Carter, Tyson	Fr.
4 Kegler, Mario	Fr.
3 Stapleton, Xavian	R-So.
20 Washington, Miles	Fr.
11 Weatherspoon, Quinnndary	So.
Haiti (1)	
34 Herard, Schnider	Fr.

PRONUCIATION GUIDE

ARIC HOLEMAN: ERIC
QUINNNDARY WEATHERSPOON: QUINN-DARE-EE
XAVIAN STAPLETON: ZAY-VEE-AWN
SCHNIDER HERARD: SCHNI-DER HER-RARD

GENERAL INFORMATION

Location: Starkville, MS
Founded: February 28, 1878
Enrollment: 21,622
Conference: SEC
Nickname: Bulldogs
Colors: Maroon & White
Arena: Humphrey Coliseum (10,500)
President: Dr. Mark E. Keenum
Athletics Director: John Cohen
Web Site: www.hailstate.com
Twitter: @HailStateMBK
Hashtag #HailState

BASKETBALL HISTORY

First Year of Basketball: 1908-09
All-Time Record: 1,377-1,173/105 years
All-Time SEC Record: 577-761
Total Number of Head Coaches: 20
Humphrey Coliseum Record: 427-178
20-Win Seasons: 17
NCAA Tournament Appearances: 10 (11-10)
NCAA Tournament Final Fours: 1 (1996)
NIT Appearances: 8 (7-8)
NIT Final Fours: 1 (2007)
SEC Championships: 6
(2004, 1991, 1963, 1962, 1961, 1959)
SEC Tournament Championships: 3
(2009, 2002 and 1996)
SEC Tournament Record: 29-53
SEC Western Division Titles: 7
(2010, 2008, 2007, 2004, 2003, 1996, 1995)

TEAM INFORMATION

2015-16 Overall Record 14-17
2015-16 SEC Record 7-11, 11th
National Ranking: n/a
Starters Returning/Lost: 2/3
Letterwinners Returning/Lost: 3/10
Newcomers: 12
Roster (Sr./Jr./So./Fr.): (1/1/4/9)

MEDIA INFORMATION

Credentials

Media members may obtain both season credentials and game-by-game passes by contacting Gregg Ellis at 662-325-3595.

SEC Teleconference


The SEC Teleconference is coordinated through the SEC media relations office. To participate, contact Craig Pinkerton of the SEC at 205-458-3038. Ben Howland is scheduled for 11:17 a.m. CT.



Media On Twitter

Will Sammon, Clarion Ledger
@WillSammon
David Brandt, Associated Press
@davidbrandtAP
Bob Carskadon, HailState Beat
@bobcarskadon
Joel Coleman, Starkville Daily News
@JoelTColeman
Robbie Faulk, 24/7 Sports
@robbiefaulk247
Paul Jones, 24/7 Sports
@PJ247Sports
Logan Lowery, Daily Journal
@loganlowery
David Murray, Dawgs' Bite
@DawgsBiteMag
Danny P. Smith, Starkville Daily News
@sdndannyp
Gene Swindoll, Gene's Page
@GeneSwindoll
Brett Hudson, Commercial Dispatch
@Brett_Hudson
Steve Robertson, Commercial Dispatch
@ScoutSteveR

MISSISSIPPI STATE TV/RADIO ROSTER



1 Lamar Peters
FR | G | 6-0 | 188
New Orleans, LA



2 Eli Wright
FR | G | 6-4 | 203
Owensboro, KY



3 Xavian Stapleton
SO | G | 6-6 | 207
Flora, MS



4 Mario Kegler
FR | G | 6-7 | 220
Jackson, MS



5 Joe Strugg
FR | F | 6-9 | 196
Montgomery, AL



11 Quindary Weatherspoon
SO | G | 6-4 | 205
Canton, MS



12 Drew Davis
JR | G | 5-10 | 172
Atlanta, GA



13 Nick Singleton
SO | G | 6-5 | 194
Decatur, GA



15 I.J. Ready
SR | G | 5-11 | 166
Rixey, AR



20 Miles Washington
FR | C | 6-7 | 202
New Albany, MS



23 Tyson Carter
FR | G | 6-4 | 167
Starkville, MS



34 Schnider Herard
FR | F | 6-10 | 250
Port-Au-Prince, Haiti



35 Aric Holman
SO | F | 6-10 | 222
Owensboro, KY



45 E.J. Datcher
FR | C | 6-9 | 240
Harpersville, AL



Ben Howland
Head Coach
2nd Year



George Brooks
Assistant Coach
7th Year



Korey McCray
Assistant Coach
2nd Year



Ernie Zeigler
Assistant Coach
2nd Year



Michael Moynihan
Director of Operations
1st Year



Jalen Courtney
Video Director
1st Year

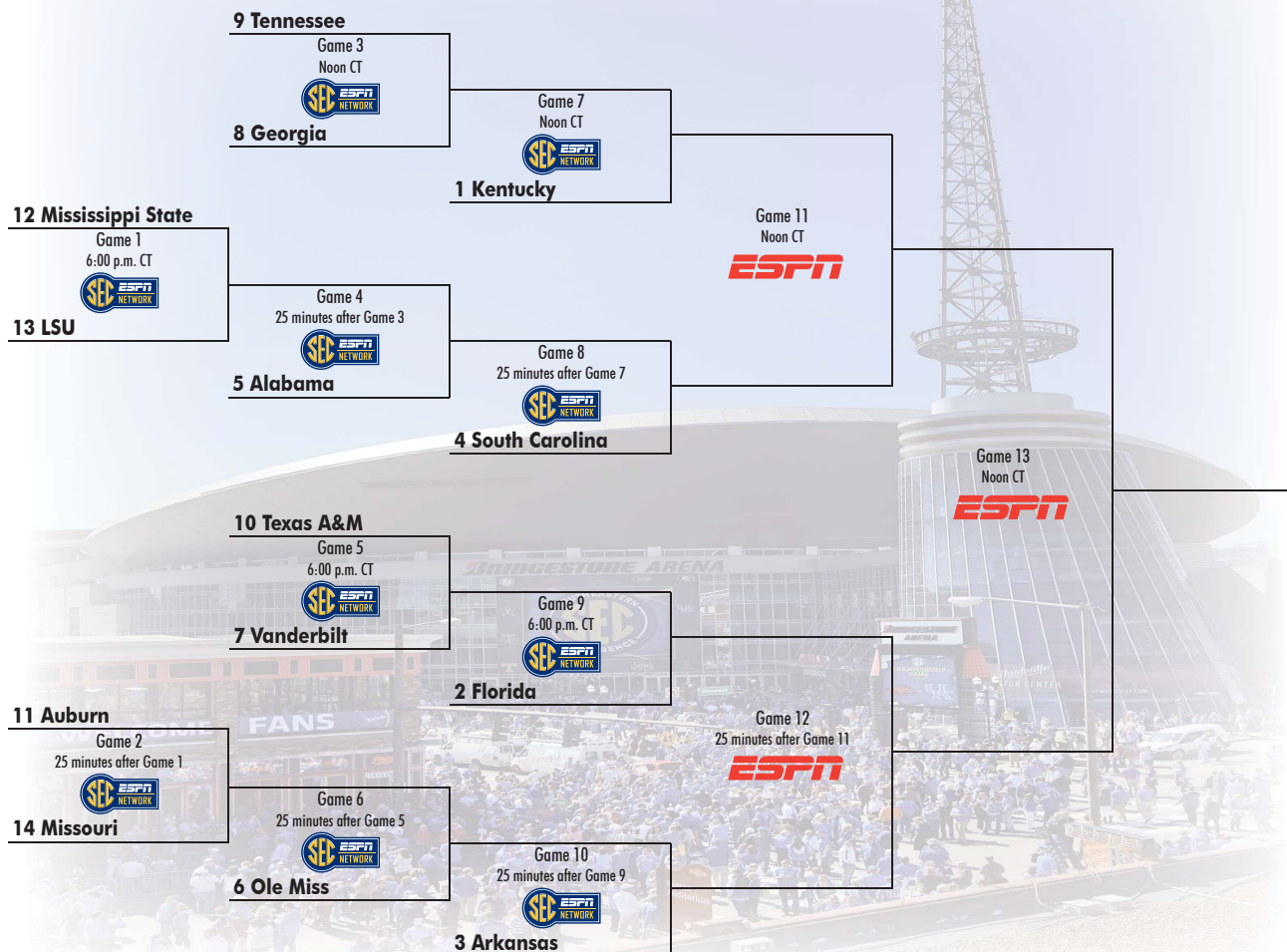
SOUTHEASTERN SEC CONFERENCE™

2016-17 Men's Basketball • 2016-17 Men's Basketball • 2016-17 Men's Basketball • 2016-17 Men's Basketball • 2016-17 Men's Basketball • 2016-17 Men's Basketball • 2016-17 Men's Basketball • 2016-17 Men's Basketball • 2016-17 Men's Basketball

2017 SEC MEN'S BASKETBALL TOURNAMENT

March 8-12 • Bridgestone Arena • Nashville, Tenn.

First Round Wednesday, March 8 **Second Round** Thursday, March 9 **Quarterfinals** Friday, March 10 **Semifinals** Saturday, March 11 **Championship** Sunday, March 12





ALL-TIME MSU SEC TOURNAMENT RESULTS

MSU vs. Alabama (UA leads, 6-3) 1933: MSU, 30-25 (2nd Round) 1934: UA, 37-25 (2nd Round) 1980: UA, 76-75 (2nd Round) 1983: UA, 51-50 (Semis) 1985: UA, 42-31 (2nd Round) 1986: UA, 77-65 (Semis) 1990: UA, 59-44 (2nd Round) 2002: MSU, 61-58 (Finals) 2008: MSU, 69-67 (2nd Round-OT) MSU vs. Arkansas (UA leads, 2-0) 1999: UA, 84-79 (Semis-OT) 2007: UA, 81-72 (Semis) MSU vs. Auburn (Tied, 2-2) 1982: AU, 38-36 (1st Round-OT) 1986: MSU, 65-63 (2nd Round) 1996: MSU, 69-58 (2nd Round) 2015: AU, 74-68 (1st Round) MSU vs. Florida (Tied, 2-2) 1995: UF, 80-64 (2nd Round)	2002: MSU, 62-52 (2nd Round) 2005: UF, 80-64 (2nd Round) 2010: MSU, 75-69 (2nd Round) MSU vs. Georgia (UG leads, 10-3) 1946: UG, 45-44 (2nd Round) 1979: UG, 75-72 (1st Round) 1984: UG, 52-49 (1st Round) 1988: UG, 64-43 (1st Round) 1989: UG, 83-68 (1st Round) 1993: UG, 87-56 (1st Round) 1996: MSU, 86-68 (Semis) 1998: UG, 79-76 (1st Round) 2005: MSU, 76-65 (1st Round) 2008: UG, 64-60 (Semis) 2009: MSU, 79-60 (1st Round) 2012: UG, 71-61 (1st Round) 2016: UG, 79, 69 (2nd Round) MSU vs. Kentucky (UK leads, 8-2) 1933: UK, 46-27 (Finals) 1936: UK, 41-39 (2nd Round) 1943: UK, 52-43 (Semis) 1950: UK, 56-46 (2nd Round) 1951: UK, 92-70 (1st Round) 1994: UK, 95-76 (2nd Round) 1996: MSU, 84-73 (Finals)	2003: UK, 64-57 (Finals) 2007: MSU, 84-82 (2nd Round-OT) 2010: UK, 75-74 (Finals-OT) MSU vs. LSU (MSU leads, 3-2) 1952: LSU, 77-44 (1st Round) 1987: LSU, 68-54 (1st Round) 2002: MSU, 57-51 (Semis) 2003: MSU, 76-61 (Semis) 2009: MSU, 67-57 (Semis) MSU vs. Ole Miss (Tied, 1-1) 2003: MSU, 73-64 (2nd Round) 2014: UM, 78-66 (2nd Round) MSU vs. South Carolina (Tied, 2-2) 2001: USC, 69-62 (1st Round) 2006: USC, 59-44 (1st Round) 2009: MSU, 82-68 (2nd Round) 2013: MSU, 70-59 (1st Round) MSU vs. Tennessee (UT leads, 7-3) 1938: UT, 41-34 (1st Round)	1941: UT, 35-29 (1st Round) 1942: UT, 50-40 (2nd Round) 1948: UT, 73-52 (1st Round) 1949: UT, 73-46 (1st Round) 1991: UT, 87-70 (2nd Round) 1994: MSU, 73-69 (1st Round) 1999: MSU, 62-56 (2nd Round) 2009: MSU, 64-61 (Finals) 2013: UT, 69-53 (2nd Round) MSU vs. Vanderbilt (VU leads, 8-6) 1933: MSU, 48-36 (Semis) 1939: VU, 73-40 (1st Round) 1940: VU, 46-36 (1st Round) 1981: VU, 71-58 (1st Round) 1983: MSU, 76-61 (2nd Round) 1986: MSU, 62-54 (1st Round) 1992: VU, 77-55 (1st Round) 1997: VU, 73-67 (1st Round-OT) 1999: MSU, 76-58 (1st Round) 2000: VU, 76-53 (1st Round) 2004: VU, 74-70 (2nd Round-OT) 2010: MSU, 62-52 (Semis) 2011: VU, 87-81 (2nd Round) 2014: MSU, 82-68 (1st Round)
---	---	--	--

Note: MSU also owns a 1-3 record against Georgia Tech and a 1-0 mark versus Tulane in SEC Tournament play.

TALE OF THE TAPE

	72.9	71.8	44.5	35.0	68.4	35.4	-1.8	12.2	13.6	+0.4	0.9	7.4	4.1
	Points	Opp Points	FG%	3FG%	FT%	RB	RBM	ASST	TO	TM	AST-TO Ratio	STL	BL
	75.6	83.1	45.4	34.7	69.2	36.1	-0.8	13.0	14.4	-2.0	0.9	6.1	3.5

Leaders	Scoring	Rebounds	Assists	Steals	Blocks
MSU	Weatherspoon, 16.6	Holman, 6.1	Ready, 4.6	Weatherspoon, 1.7	Holman, 2.0
OPP	Blakeney 17.4	Reath, 6.4	Mays, 3.6	Mays, 1.3	Reath, 1.5

Last Time Out For LSU

- ✓ Lost at Mississippi State, 88-76.
- ✓ Trailing 48-30 at halftime.
- ✓ Skylar Mays and Antonio Blakeney led LSU with 15 points each.
- ✓ LSU was 26-59 shooting, 5-19 beyond the arc.
- ✓ MSU won the battle of the boards, 39-32.
- ✓ Duop Reath had a game-high 12 rebounds.
- ✓ LSU had 11 assists, 3 steals and 3 blocked shots.

Last Time Out For Mississippi State

- ✓ Beat LSU, 88-76.
- ✓ Quindary Weatherspoon paced MSU with his 18 points.
- ✓ MSU forced 11 turnovers and had 11.
- ✓ MSU won the battle of the boards, 39-32.
- ✓ MSU had 21 assists, 7 steals and 2 blocked shots.
- ✓ I.J. Ready had a career-high 13 assists.
- ✓ MSU was 36-66 shooting, 7-22 beyond the arc. LSU was 26-59, 5-19.

LSU Series Breakdown

(LSU leads, 109-100)
Last MSU win: 88-76 (2016-17)
Last LSU win: 88-77 (2015-16)
Current MSU win streak: 2
Biggest MSU win: 85-48 (1997-98)
Biggest LSU win: 73-31 (1945-46)

at Neutral Sites

(MSU leads, 4-3)
Last MSU win: 67-57 (2008-09)
Last LSU win: 68-54 (1986-87)
Current MSU win streak: 3
Biggest MSU win: 73-51 (1961-62)
Biggest LSU win: 77-44 (1951-52)

VERSUS LSU

Player	G-GS	Mins	FGM-FGA	Pct	3GM-3GA	Pct	FTM-FTA	Pct	Rebs	Ast	TO	BS	Stl	Pts
Carter	2-0	29	2-6	.333	1-3	.333	0-0	.000	2-1.0	1	0	0	1	5-2.5
Datcher	2-0	28	2-4	.500	0-0	.000	0-0	.000	5-2.5	0	0	2	0	4-2.0
Herard	2-2	35	7-10	.700	0-0	.000	3-4	.750	9-4.5	2	1	0	0	17-8.5
Holman	3-2	58	13-27	.481	2-7	.286	9-11	.818	17-5.7	2	3	3	0	37-12.3
Kegler	2-2	58	5-16	.313	2-10	.200	7-8	.875	13-6.5	1	4	0	1	19-9.5
Peters	2-1	46	6-15	.400	3-9	.333	5-6	.833	2-1.0	7	4	0	2	20-10.0
Ready	4-2	120	16-31	.516	5-11	.455	3-3	1.000	15-3.8	26	9	0	4	40-10.0
Stapleton	2-0	24	8-12	.667	2-4	.500	0-1	.000	2-1.0	1	0	1	3	18-9.0
Weatherspoon	3-3	86	18-31	.581	4-11	.364	4-7	.571	21-7.0	5	9	3	6	44-14.7
Wright	2-0	19	7-9	.778	3-3	1.000	0-2	.000	2-1.0	0	0	0	1	17-8.5

A LOOK AT THE SEC

2016-17 SEC Standings

	SEC	Overall
Kentucky	16-2 .889	26-5 .839
Florida	14-4 .778	24-7 .774
Arkansas	12-6 .667	23-8 .742
South Carolina	12-6 .667	22-9 .710
Alabama	10-8 .556	17-13 .567
Ole Miss	10-8 .556	19-12 .613
Vanderbilt	10-8 .556	17-14 .548
Georgia	9-9 .500	18-13 .581
Tennessee	8-10 .444	16-15 .516
Texas A&M	8-10 .444	16-14 .533
Auburn	7-11 .389	18-13 .581
Mississippi State	6-12 .333	15-15 .500
LSU	2-16 .111	10-20 .333
Missouri	2-16 .111	7-23 .233

As of March 8, 2017

Upcoming Games

March 8 (Wednesday)
 Mississippi State vs. LSU, 6 p.m.
 Missouri vs. Auburn, 8:30 p.m.

March 9 (Thursday)
 Tennessee vs. Georgia, noon
 MSU/LSU vs. Alabama, 2:30 p.m.
 Texas A&M vs. Vanderbilt, 6 p.m.
 Auburn/Missouri vs. Ole Miss, 8:30 p.m.

Recent Scores

March 4
 Kentucky 71, Texas A&M 63
 Tennessee 59, Alabama 54
 Vanderbilt 73, Florida 71
 Arkansas 85, Georgia 67
 Auburn 89, Missouri 78
 Mississippi State 88, LSU 76
 Ole Miss 75, South Carolina 70

March 1
 Georgia 79, Auburn 78
 Florida 78, Arkansas 65
 LSU 92, Tennessee 82
 Alabama 70, Ole Miss 55

February 25
 South Carolina 82, Tennessee 55
 Kentucky 76, Florida 66
 Ole Miss 80, Missouri 77
 Vanderbilt 77, Mississippi State 48
 Georgia 82, LSU 80

Humphrey Coliseum History

First Game:..... Dec. 1, 1975; MSU 85, Indiana St. 82
Overall Record:..... 428-178 (.706)
Non-Conference Record:..... 212-37 (.851)
SEC Record:..... 216-141 (.605)

Humphrey Coliseum Yearly Records

Year	Attn.	Avg.	Record (SEC)
1975-76	70,081	5,006	10-4 (5-4)
1976-77	76,232	5,082	11-4 (5-4)
1977-78	72,025	5,540	11-2 (8-1)
1978-79	99,906	7,136	11-3 (7-2)
1979-80	67,209	6,721	6-4 (5-4)
1980-81	48,214	4,018	6-6 (3-6)
1981-82	56,414	4,030	7-7 (3-6)
1982-83	68,416	5,263	11-2 (7-2)
1983-84	61,508	4,393	6-8 (3-6)
1984-85	89,370	6,384	11-3 (7-2)
1985-86	43,927	3,379	4-9 (3-6)
1986-87	40,715	2,908	7-7 (3-6)
1987-88	54,074	4,160	9-4 (5-4)
1988-89	74,344	5,719	9-4 (5-4)
1989-90	74,623	5,740	9-4 (5-4)
1990-91	102,072	7,852	12-1 (8-1)
1991-92	72,142	5,549	8-5 (4-4)
1992-93	61,172	4,706	10-3 (5-3)
1993-94	88,687	6,335	10-4 (5-3)
1994-95	80,681	6,723	11-1 (7-1)
1995-96	97,996	7,538	10-3 (6-2)
1996-97	74,275	5,305	10-4 (5-3)
1997-98	77,954	5,996	7-6 (2-6)
1998-99	70,257	5,018	12-2 (6-2)
1999-00	61,764	4,412	10-4 (4-4)
2000-01	77,654	4,568	13-4 (6-2)
2001-02	79,642	5,689	13-1 (7-1)
2002-03	98,312	7,022	12-2 (7-1)
2003-04	111,940	7,996	12-2 (6-2)
2004-05	103,031	7,925	11-2 (6-2)
2005-06	90,875	5,680	11-5 (5-3)
2006-07	123,736	6,512	16-3 (6-2)
2007-08	106,672	7,111	12-3 (7-1)
2008-09	157,111	8,728	13-5 (5-3)
2009-10	116,919	6,878	13-4 (6-2)
2010-11	97,069	5,710	12-5 (5-3)
2011-12	152,363	8,019	15-4 (6-2)
2012-13	94,092	6,721	7-7 (3-6)
2013-14	123,743	6,875	11-7 (3-6)
2014-15	106,946	6,291	9-8 (3-6)
2015-16	99,338	6,623	10-5 (5-4)
2016-17	124,346	7,314	10-7 (4-5)

Opponent	vs. SEC Opponents				Str.
	GP	W	L	PCT.	
Alabama	41	22	19	.537	L4
Arkansas	24	18	6	.750	W1
Auburn	40	28	12	.700	W6
Florida	29	14	15	.483	L3
Georgia	30	18	12	.600	L4
Kentucky	30	9	21	.300	L5
LSU	40	25	15	.615	W2
Missouri	4	3	1	.750	W2
Ole Miss	42	33	9	.786	L1
S. Carolina	14	10	4	.714	L1
Tennessee	31	15	16	.484	L3
Texas A&M	4	2	2	.500	W1
Vanderbilt	29	20	9	.690	W2

MSU KNOWS HOW TO WIN GAMES AT 'THE HUMP'

Over the course of the last decade, Mississippi State's Humphrey Coliseum has become a difficult venue for opposing teams. Last year, MSU was 10-5, including a 5-1 mark against non-conference foes. This year, MSU is 10-7.

The Bulldogs have compiled a 42-season composite record of 428-178 (.706) at "The Hump" since Mississippi State's basketball facility opened prior to the 1975-76 campaign.

TRACKING MSU'S HOME SUCCESS UNDER BEN HOWLAND

Season	Overall		SEC		Non-SEC	
	Record	Win %	Record	Win %	Record	Win %
2015-16	10-5	.667	5-4	.556	5-1	.833
2016-17	10-7	.588	4-5	.444	6-2	.750
Totals	20-12	.625	9-9	.500	11-3	.786

A LOOK AT THE HISTORY OF HUMPHREY COLISEUM**LARGEST CROWDS
AT THE HUMP**

Crowd	Opponent	Date
10,788	Kentucky	2-16-10
10,735	Ole Miss	2-7-04
10,645	Ole Miss	2-23-02
10,541	Florida	1-7-03
10,458	Auburn	3-2-04
10,437	Alabama	2-21-04
10,432	Alabama	3-5-05
10,432	Kentucky	1-13-04
10,429	Ole Miss	2-15-03
10,421	Ole Miss	1-26-08
10,412	Ole Miss	1-13-09
10,364	Ole Miss	2-9-12
10,338	Florida	1-24-07
10,315	Kentucky	1-9-96

**INDIVIDUAL MSU
RECORDS AT THE HUMP**

Most Points Scored
40, Rickey Brown (Auburn, 3-7-77)

Most Rebounds
24, Wiley Peck (Alabama, 1-27-79)

Most Assists
15, Al Perry (Vanderbilt, 1-29-77)

**TEAM MSU
RECORDS AT THE HUMP**

Most Points Scored
123, Troy State (12-5-95)

Most Rebounds
75, Mississippi Valley St. (11-21-00)

Most Consecutive Wins
14, 1-22-03 to 1-10-04



CHARTING I.J. Ready

S | G | 5-11
Rixey, AR

MSU Career Assists Chart

1. Dee Bost.....	633
2. Derrick Zimmerman.....	514
3. Al Perry.....	510
4. Jamont Gordon.....	484
5. Chuck Evans.....	454
6. Doug Hartsfield.....	413
7. I.J. Ready.....	394
8. Jack Bouldin.....	357
9. Detrick White.....	351
10. Butch Pierre.....	342

MSU Career Steals Chart

1. Ray White.....	217
2. Derrick Zimmerman.....	205
3. Dee Bost.....	193
4. Craig Sword.....	185
5. Chuck Evans.....	165
6. Barry Stewart.....	162
7. Timmy Bowers.....	161
8. Tony Watts.....	154
9. I.J. Ready.....	152
10. Winsome Frazier.....	147

SEC Season Rank

Assists.....	3
Steals.....	6
Assist/Turnover Ratio.....	2

NCAA Season Rank

Assists.....	81
Steals.....	91
Assist/Turnover Ratio.....	53



CHARTING Lamar Peters

F | G | 6-0
New Orleans

Freshman 3FG Made

1. Barry Stewart.....	68
2. Malik Newman.....	61
3. Reginal Delk.....	59
T4. Lamar Peters.....	55
T4. Dee Bost.....	54
T6. Rodney Hood.....	47
T6. Ben Hansbrough.....	47
8. Q. Weatherspoon.....	43
9. Fred Thomas.....	41
10. Mario Kegler.....	40

SEC Season Rank

3-Point FG%.....	6
3-Point FGM.....	T6

MSU-LSU SERIES

■ Mississippi State and LSU have met 199 times, the fifth longest series in the SEC.

The longest is the MSU-Ole Miss rivalry at 256 games.

11 & COUNTING

■ In the regular-season finale against LSU, MSU had its 11th different starting lineup of the year, the most in the SEC.

VANDERBILT WOES

■ On Feb. 25, MSU had its worst game of the year at Vanderbilt.

The 48 points were a season low and the fewest scored with Ben Howland at the helm. MSU also made a season-low 14 field goals.

The 48 points were the fewest scored since having 47 against Florida on 1-10-15.

The Bulldogs also shot just 29.8 percent from the floor, its lowest since February of 2013 (Vanderbilt, 17.5 percent).

Q REACHES 800

■ Quinndary Weatherspoon scored 15 points at Vanderbilt to give him 800 for his career.

He reached 500 against Southern Miss, 600 at Arkansas and 700 at Ole Miss.

READY AT THE LINE

■ Senior guard I.J. Ready entered the Ole Miss game having made 23-consecutive free throws.

In the second half, the streak reached 28. But with 2:14 left in overtime, he missed the second of his two attempts to finish the game 7-8.

On the year, he's now 49-56 (.875). In SEC play, he's 26-27 (.963).

CAREER GAME FOR CARTER

■ Freshman guard **Tyson Carter** totaled a career-high 22 points in the loss to South Carolina (2-11-17) on 8-13 shooting. He was also 5 of 10 from 3-point range.

LONG-RANGE SUCCESS

■ Ten times this year, Mississippi State has made 11 or more 3-pointers and is 8-2 in those games.

The school record of 17 came in against Southern Miss on Dec. 19.

MSU has four players with 39 or made 3-pointers. **Lamar Peters** leads the way with 56, followed by **Quinndary Weatherspoon** with 47, **Mario Kegler** with 40 and **Tyson Carter** with 39.

OFF THE SCHNIDE

■ After coming off the bench the

A CLOSER LOOK AT MSU

first 12 games, freshman forward **Schnider Herard** started 17 of the 18 SEC games

On the year, the Haiti native is averaging 5.4 points and 5.1 boards after having 6 points and 3 rebounds at South Carolina on Tuesday.

He scored a career-high 16 points against Texas A&M, while his career-high of 15 rebounds was Feb. 4 against Tennessee.

2 WITH 20

■ In the 89-74 win against Missouri, both **Quinndary Weatherspoon** (29) and **Lamar Peters** (23) totaled 20-plus points.

It was the first time two MSU players scored 20 or more points in the same game since Weatherspoon had 23 and Gavin Ware 21 against Tennessee 1-16-16.

At Auburn, the talented duo did it again, with Weatherspoon having 25 and Peters 23.

SEEING DOUBLE

■ **Aric Holman** and **Schnider Herard** have recorded four of MSU's five double-doubles this year.

Holman's first came in the season opener against Norfolk State, where he had 11 points and 11 rebounds. Then at Arkansas, he totaled 13 points and 11 rebounds.

Both of Herard's came against Tennessee with 14 points and 11 rebounds in Knoxville and then 12 points and 15 rebounds on Feb. 4.

In that same game, **Xavian Stapleton** had his first with 14 points and 11 rebounds, both career highs.

HARDCOURT ROBBERY

■ Five times this year, MSU has collected 11 or more steals.

Against Oregon State, the Bulldogs were credited with 17 steals, the most since also having 17 against Florida Atlantic on 11-13-12.

MSU is fifth in the SEC with its 7.4 average, 52nd nationally.

Individually, **I.J. Ready** is fifth in the SEC with his 1.7 steals, while **Quinndary Weatherspoon** is sixth at 1.7.

LEAST EXPERIENCED

■ MSU is currently the least-experienced team in the country (351 total), with an average of .70.

1. Mississippi State (.70)
2. Illinois Chicago (.71)
3. Bradley (.76)
4. Oregon State (.77)
5. Washington (.85)

HOLMAN'S BLOCK PARTY

■ Against Norfolk State in the season opener, sophomore forward

Aric Holman totaled 5 blocked shots before having 5 against Northwestern State on Nov. 28.

That was the most by an MSU player since Gavin Ware also had 5 at Loyola-Chicago on 12-5-12.

On the year, he currently has 59, the fourth most in the SEC.

20 X 2

■ After totaling a career-high 27 points against Morehead State, **Quinndary Weatherspoon** poured in 25 against UMKC.

The last Mississippi State player who totaled 20-plus points in back-to-back games was Craig Sword last year — 20 versus Kentucky, 21 at Arkansas.

.500 x 2, x 2

■ On Dec. 22, both Mississippi State and Morehead State shot 50 percent from the floor in the Bulldogs' 85-76 victory.

MSU was .534, while the Eagles were .500.

It happened again against ranked foes Kentucky (.542/.508) and South Carolina (.529/.500), both home losses.

FORCING TURNOVERS

■ On the year, MSU has forced 421 turnovers to rank 8th in the SEC in turnover margin (+0.4).

The high mark this season was 22 against Texas A&M, which MSU converted into 21 points. The Bulldogs also forced 21 against Ole Miss on Feb. 21, turning those miscues into 22 points.

THE COMEBACK

■ Against Tennessee, MSU overcame a 19-point deficit to post a 64-59 victory on Feb. 4.

It was the second-largest comeback in school history, behind the 20-point deficit the 2002 team fought back from against Kentucky (30-10, 6:37[1H]).

REBOUND TURNAROUND

■ In the SEC opener at home against Alabama, the Bulldogs were out-rebounded 43-27.

However, when the two met for a second time on Jan. 28, MSU won the battle of the boards, 40-37.

MSU achieved the feat again against Tennessee. The Vols were +14 in the first meeting, while MSU was +10 on Feb. 4.

ONLY 1 WITH 10 OR MORE

■ Twice this year, MSU has had just one player score in double-digits in a single game, and both times it was **Quinndary Weatherspoon**.

Against Florida, he had 17 points. At Vanderbilt, he had 15.

2016-17 MISSISSIPPI STATE NOTES



WHEN Q SCORES 20-PLUS

■ When **Quinnndary Weatherspoon** scores 20 or more points, Mississippi State benefits.

Eight times this season he has reached that mark. The Bulldogs are 7-1 in those games.

Opponent	Date	Points	Result
Norfolk State	11-11-16	22	W, 78-74
Boise State	11-18-16	25	W, 80-68
Oregon State	12-01-16	21	W, 74-57
Morehead State	12-22-16	27	W, 85-76
UMKC	12-29-16	25	W, 77-54
Arkansas	01-10-17	25	W, 84-78
Missouri	01-25-17	29	W, 89-74
Auburn	02-07-17	25	L, 98-82

Q POW

■ On Jan. 16, **Quinnndary Weatherspoon** was tabbed the SEC's player of the week after scoring 25 points at Arkansas and 13 versus Kentucky.

Last year, he earned freshman of the week honors twice.

35 STRAIGHT POINTS

■ Against Southern Miss in an 86-44 win, Mississippi State did something no other team in school history during the modern era has achieved — score 35-straight points.

Up 41-29 in the second half, MSU pulled ahead 76-29 before the Golden Eagles scored again. It was the largest margin of victory since beating New Orleans by 51 (97-46) on 1-3-13.

DEFENSIVE EFFORT

■ Mississippi State held Southern Miss to a season-low 44 points.

It was the fewest points the Bulldogs have allowed since Mississippi Valley State managed just 45 on Dec. 28, 2009.

The Golden Eagles totaled just 19 second-half points, also the fewest MSU has yielded this season.

THE RALLY CAPS

■ Mississippi State doesn't know the word quit.

In five games this season, the Bulldogs have rallied from deficits of 10 or more points to win.

The wins include UTEP (11-point deficit), Northwestern State (10), Morehead State (10), Texas A&M (10) and Tennessee (19).

MIZZOU SUCCESS

■ Mississippi State has now defeated Missouri a series-best four times in a row to give it a 5-4 advantage.

The Tigers, Ole Miss and South Carolina are the three SEC teams MSU has a winning record against.

POINT DISTRIBUTION

■ The chart below is how Mississippi State is scoring this season compared to all 351 Division I teams.

Category	% (Ranking)	National Avg.
3-Pointers	32.1 (124)	30.4
2-Pointers	48.9 (211)	49.8
Free Throws	19.0 (223)	19.8

UNUSUAL LOSSES

■ Against Kentucky, MSU lost for the first time when shooting 45 percent or better from the floor (.542).

It happened again at Auburn (.485) and then against South Carolina (.529).

On the year, MSU is 12-3 in that category.

ANOTHER 20 FOR PETERS

■ At Auburn, freshman guard **Lamar Peters** totaled 23 points, marking the fourth time he's totaled 20-plus points.

Among all SEC freshman, he's 10th in scoring at 11.3.

PRESEASON ALL-SEC & POLL

■ In the preseason polls voted on by the coaches, sophomore guard **Quinnndary Weatherspoon** was tabbed first-team All-SEC. Last March, he earned SEC All-Freshman honors.

The Canton, Miss., native was also a second-team selection by the media.

As a team, the Bulldogs were picked to finish 10th under second-year coach **Ben Howland**.

Preseason Poll

- | | |
|---------------|-----------------------|
| 1. Kentucky | 8. South Carolina |
| 2. Florida | 9. Ole Miss |
| 3. Texas A&M | 10. Mississippi State |
| 4. Georgia | 11. Auburn |
| 5. Arkansas | 12. LSU |
| 6. Vanderbilt | 13. Tennessee |
| 7. Alabama | 14. Missouri |

LIKE FATHER, LIKE SON

■ In the season-opener against Norfolk State, freshman guard **Tyson Carter** drew the start.

28 years ago, his father, Greg, drew a start on opening day against Christian Brothers as a freshman.

While Tyson poured in 17 points on 6-of-8 shooting with five made 3-pointers, Greg was 5-6 with 10 points.

Tyson's 17 points were the most by a freshman on opening day since that same game his father played, when Chancellor Nichols also totaled 17.

100 AND COUNTING

■ It was only fitting that **I.J. Ready's** 100th-career game came in his home state of Arkansas.

The senior guard has started 82 of his 111 outings and has totaled 881 points and dished out 394 assists.

He needs 119 points to become the 37th MSU player to reach 1,000 for a career.

KENTUCKY BLUES

■ In the hard-fought setback to Kentucky, Mississippi State had season-high 28 fouls.

UK's 24 fouls were the most for an MSU foe. MSU is fifth in the SEC with 20.1 fouls.

WALK-ON SUCCESS

■ Against Northwestern State, walk-on **Nick Singleton** came off the bench and provided a much-needed spark for the Bulldogs.

In 13 minutes, he totaled 5 points. He entered the game having played just two minutes.

He's appeared in six games and is averaging 0.8 points in 25 minutes of action.

Drew Davis scored his first-career points against Southern Miss, draining two 3-pointers to total 6 points in 5 minutes. He also dished out his first assist. He's appeared in five games and has logged 11 minutes.

Miles Washington has played in five games.

LARGEST SETBACK AT HOME

■ The 14-point loss to Lehigh on Nov. 25 was the largest non-conference home game since also losing by 14 to McNeese State on 12-30-14.

It was also the largest setback at the Hump with **Ben Howland** at the helm.

RELIVING THE 80s

■ MSU found great success on the road in SEC play early going 2-0 with a 95-78 win at LSU, followed by an 84-78 win at Arkansas.

That marked the first time since 2014 MSU has scored 80-plus points in back-to-back conference games (82 at Auburn and 81 at LSU, both losses).

60 AND COUNTING

■ At South Carolina, second-year coach **Ben Howland** coached in his 60th game at Mississippi State.

That game also marked his 35th SEC game since taking over the helm.

LONG-RANGE WOES

■ Against Florida, Mississippi State was just 2 of 23 from 3-point range.

That tied the season low, as the Bulldogs had just 2 against Northwestern State.

STREAK ENDS

■ At Georgia, **Aric Holman's** streak of 20-straight games with at least one blocked shot ended.

At the time, it was the second-longest streak in the country.

RARE LOSS

■ At Auburn, MSU lost for the first time since 2012 (UMass, 96) when scoring 92-plus points.

The Bulldogs also had 64 points in the second half, the most of any frame this year.

20 ATTEMPS FOR Q

■ Against Florida, **Quinnndary Weatherspoon** attempting a career-high 20 field goals.

It was the most attempts by an MSU player since **Arnette Moultrie** had 23 against UMass on March 13, 2012.

LOTS OF ROAD POINTS

■ Mississippi State collected its first road win of the season with a 95-78 win at LSU, its most points in league play since totaling 91 at Auburn in 1994.

The 95 points were also the most in SEC action since pouring in 94 at home against LSU in 2009.

2016-17 MISSISSIPPI STATE NOTES



MSU GOES UNDEFEATED IN ITALY

■ This past August, Mississippi State spent a little more than two weeks traveling across all of Italy playing games, posting a perfect 4-0 ledger.

Quinnndary Weatherspoon averaged a team-high 23.3 points, followed by **Tyson Carter** at 20.5 and **Eli Wright** at 15.3.

Aric Holman was the top rebounder at 7.8 boards.

Scores

8/05/16 Lithuania NT, W 88-83 (ot)
8/08/16 Lithuania, W 93-85
8/10/16 Adriatic Sea, W 96-66
8/12/16 Kosovo, W 91-87 (ot)

HOWLAND GETS RIVALRIES

■ In his three power conference stops, **Ben Howland** has enjoyed great success against his respective school's biggest rival.

While at Pittsburgh, he was 5-4 against West Virginia. Then at UCLA, he was 14-9 against Southern Cal.

Now at MSU, he's 1-3 against Ole Miss.

Overall, he's 20-16 in those rival games.

600 & COUNTING

■ The Jan. 17 game against Kentucky was the 600th in Humphrey Coliseum history, which dates to Dec. 1, 1975.

The Bulldogs are 428-178 in the building.

CBS SUCCESS

■ Make that two-straight on CBS.

Saturday at Humphrey Coliseum, the Bulldogs defeated Texas A&M 67-58 on CBS.

It was the second win in a row on the network, as MSU defeated Florida, 71-64, on 1-29-11.

WELCOMING NEW COMPETITION

■ The Bulldogs' first five games this season were against first-time foes.

Those newcomers were Norfolk State, Central Florida, Boise State, UTEP and Lehigh.

JUST ONE 3

■ Against Texas A&M, Mississippi State limited the Aggies to just one 3-pointer, which came late in the second half.

It was the fewest treys allowed since Arkansas had only one on Feb. 9, 2016, at the Hump.

2-1 IN CHARLESTON

■ Mississippi State posted a 2-1 ledger in the Charleston Classic with wins against Boise State and UTEP.

The lone loss came against Central Florida.

MSU is now 92-81 all-time in regular-season tournaments.



STREAKS SNAPPED

■ Despite the thrilling come-from-behind 64-59 win against Tennessee, **Quinnndary Weatherspoon** and **Lamar Peters** had one streak come to an end.

Both entered the contest having scored in double-digits eight games in a row.

TOUGH SHOWING IN OXFORD

■ The 88-61 loss to Ole Miss was the largest to the Rebels in series history.

It was also the third time this season the Bulldogs never led.

ALL-TOURNAMENT

■ **Quinnndary Weatherspoon** earned All-Tournament honors at the Gildan Charleston Classic after scoring a career-high 25 points against Boise State.

He also totaled 19 points against Central Florida and 9 against UTEP.

MSU+TAMU=CLOSE GAMES

■ Mississippi State and Texas A&M have met just 10 times, seven coming in SEC action.

Of those meetings, eight have been decided by 9 points or less, including the last outing this past Saturday (67-59, 8).

In addition, four have been decided by four points or less.

A CLOSER LOOK AT SEC OPENERS


■ Mississippi State is now 45-39 all-time in SEC openers. At home, the Bulldogs are 30-19. On the road, they are 15-19. In neutral site affairs, MSU is 0-1.

MSU has played Auburn the most (21 games), while the Bulldogs have collected 10 wins against Auburn and LSU to lead the way.

The most losses have come against Auburn (11), while the only team MSU hasn't opened up with is Missouri.

This year, MSU opened with a 68-58 loss versus Alabama.

Team	Record
Alabama	2-5
Arkansas.....	3-1
Auburn	10-11
Florida.....	5-7
Georgia.....	1-1
Kentucky.....	2-3
LSU.....	10-1
Ole Miss.....	3-1
South Carolina.....	3-0
Tennessee	3-4
Texas A&M.....	0-1
Vanderbilt.....	3-3



STREAKS SNAPPED

■ MSU entered SEC play having lost four straight at both LSU and Arkansas, dating back to 2011.

In a span of four days, both ended as the Bulldogs won at LSU (95-78) and at Arkansas (84-78). The two road wins have already matched last year's total.

RARE SWEEP

■ Ole Miss' 87-82 overtime win against Mississippi State on Feb. 21 gave the Rebels a season sweep for the second time in three years.

However, Ole Miss has swept MSU just three times in the last 20 years.

SEC HIGH IN STEALS

■ MSU collected 13 steals in the overtime loss to Ole Miss, its most in SEC play this season.

The Bulldogs are fifth with their 7.4 average. South Carolina is tops at 7.9.

FREE THROW WOES

■ Throughout non-conference play, Mississippi State was one of the top free throw shooting teams in the SEC, leading the league at .772 at one point.

Now, however, the Bulldogs are 10th at .684.

In league games only, MSU is 11th at .665.

Nationally, Mississippi State ranks 237 out of 351 Division I programs.

Last year, MSU was .725 at the charity stripe.

HOLMAN'S HIGHS

■ Sophomore **Aric Holman** had a career game against UTEP in terms of scoring, totaling 18 points in the Bulldogs' 61-54 victory.

Holman has scored 10-plus points in 11 games, something he didn't do last year in 21 outings.

MIZZOU HIGH/LOW

■ Against Missouri, Mississippi State shot a season high 57.1 percent (32-56) from the floor. The previous high of .542 (32-59) was against Kentucky.

SOLID FIRST HALF AT LSU

■ At LSU, the Bulldogs had their best first half of the year, scoring 52 points, surpassing the 45 totaled against Oregon State, en route to a 95-78 win.

In the opening frame, MSU was 20-34 shooting, with a 7-12 mark from 3-point range.

2016-17 MISSISSIPPI STATE NOTES

BULLDOGS SIGN 3

■ Mississippi State took advantage of the early signing period back in November and signed three players — two 4-stars and one 3-star — to give MSU its second Top 20 signing class in a row.

Joining MSU next season are guards Nick Weatherspoon (Velma Jackson) of Canton, Miss., and KeyShawn Feazell (Lawrence County) of Monticello, Miss., and forward Garrison Brooks (Auburn HS) of Lafayette, Ala.

Weatherspoon is the younger brother MSU sophomore standout **Quinnndary Weather-spoon**, while Brooks is the son of MSU assistant coach, **George Brooks**.

Below are the national rankings . . .

Outlet	Rank
Scout	18
24/7	23
Rivals	23
ESPN	30

BROOKS NOTED FOR RECRUITING

■ In this year's Sporting News basketball publication, MSU assistant **George Brooks** was named the second best recruiter in the SEC.

Brooks, a 1996 MSU graduate, has been an assistant with the Bulldogs for seven years after serving as head coach at Meridian Community College.

He's been responsible for signing top talent such as **Quinnndary Weatherspoon**, **Mario Kegler** and **Garrison Brooks**.

HOWLAND LOOKING TO JOIN ELITE CLUB

■ **Ben Howland** enters his second season at Mississippi State looking to achieve a feat only 12 coaches have ever done, and that's lead four different teams to the NCAA Tournament.

Howland has already guided Northern Arizona, Pittsburgh and UCLA to the Big Dance.

The first 12 coaches to do so are Lon Kruger, Steve Alford, John Beilein, Lefty Driesell, Cliff Ellis, Larry Eustachy, Jim Harrick, Fran McCaffery, Tom Penders, Tubby Smith, Rick Pitino and Ed-die Sutton.

MSU vs. RANKED FOES

■ Following the loss to No. 13 Florida on Feb. 18, MSU has now lost 17-straight games to ranked opponents and 19 out of the last 22.

The last seven setbacks have been by an average margin of just 4.9 points.

Below is a closer look . . .

Date	Team	Score	Rank
02-18-17	Florida	L, 57-52 (5)	13
02-11-17	South Carolina	L, 77-73 (4)	16
01-17-17	Kentucky	L, 87-81 (6)	5
02-24-16	Texas A&M	L, 68-66 (2)	21
01-26-16	So. Carolina	L, 84-74 (10)	22
01-12-16	Kentucky	L, 80-74 (6)	13
01-06-16	Texas A&M	L, 61-60 (1)	21
02-25-15	Kentucky	L, 74-56 (18)	1
02-21-15	Arkansas	L, 65-61 (4)	17
01-20-14	Florida	L, 62-51 (11)	3
01-08-14	Kentucky	L, 85-63 (22)	14
02-09-13	Florida	L, 83-55 (28)	2
02-06-13	Ole Miss	L, 93-75 (18)	23
01-26-13	Florida	L, 82-47 (35)	7
11-19-12	No. Carolina	L, 95-49 (46)	11
02-21-12	Kentucky	L, 73-64 (9)	1
02-28-12	Florida	L, 69-57 (12)	13
11-18-11	Arizona	W, 67-57 (10)	15
11-17-11	Texas A&M	W, 69-60 (9)	18
02-29-11	Florida	W, 71-64 (7)	24
02-27-11	Vanderbilt	L, 81-74 (7)	19
03-14-10	Kentucky	L, 75-74 (1) [ot]	2

JONES NAMED 2016 SEC LEGEND

■ **Dontae' Jones** has been named the 2017 SEC Legend.

Jones, a native of Nashville, Tenn., played for the Bulldogs in 1996 and led MSU to the SEC Tournament crown and MSU's first trip to the Final Four.

The All-SEC selection was the overall 21st pick of the 1996 draft by the New York Knicks before being traded to the Boston Celtics.

He'll be recognized at the SEC Tournament next March in Nashville during halftime of the Bulldogs' first game.

That game will be 6 p.m. on Wednesday.

All-Time MSU Legends

1999: Bailey Howell	2009: Tony Watts
2000: Jim Ashmore	2010: Kermit Davis
2001: W.D. Stroud	2011: Darryl Wilson
2002: Jeff Malone	2012: Chuck Evans
2003: Joe Dan Gold	2013: Horatio Webster
2004: Greg Carter	2014: Erick Dampier
2005: Jack Bouldin	2015: Doug Hutton
2006: Rickey Brown	2016: Mario Austin
2007: Richard Williams	2017: Dontae' Jones
2008: Wiley Peck	

BREAKDOWN OF GAMES IN JACKSON

■ Mississippi State is now 18-6 all-time at Mississippi Coliseum following the Dec. 19 win against Southern Miss.

The two teams will also play there next year.

The Bulldogs and Golden Eagles have now met four times at Mississippi Coliseum, with the series tied at 2-apiece.

Here's the entire breakdown . . .

DATE	OPPONENT	W/L	SCORE
12-15-62	Memphis State	W	77-66
01-28-63	Southern Miss	W	62-52
12-14-63	Memphis State	L	73-65
12-16-63	Southern Miss	L	65-60
12-29-64	Mississippi College	L	72-57
12-30-64	Delta State	W	82-63
01-28-65	Arkansas	L	84-69
12-18-78	Iowa State	W	80-70
12-15-80	Southern Miss	L	68-53
11-30-85	Jackson State	W	77-62
12-16-87	McNeese State	W	76-66
11-17-98	Arkansas-Pine Bluff	W	105-53
12-18-02	Georgia State	W	78-54
12-22-04	Jacksonville State	W	95-53
12-15-05	Jacksonville State	W	104-80
12-21-06	New Orleans	W	89-63
01-05-08	Lafayette	W	77-53
12-22-08	Nicholls State	W	77-68
12-22-09	Centenary	W	88-51
12-22-11	Northwestern State	W	82-67
12-22-13	Central Arkansas	W	79-72
12-20-14	USC Upstate	L	53-51
12-23-15	Northern Colorado	W	93-69
12-19-16	Southern Miss	W	86-44

2016-17 BULLDOG STREAKS

Team W/L Streaks

Overall Wins/Losses	W1
Home Wins/Losses	W1
Road Wins/Losses	L7
Neutral Wins	W3

Consecutive Double-Figure Scoring Games

Quinnndary Weatherspoon	1
Aric Holman	1
Xavian Stapleton	1

Consecutive Games with A Made 3-pointer

Eli Wright	3
Tyson Carter	2
Lamar Peters	2
Quinnndary Weatherspoon	1
Xavian Stapleton	1

Consecutive Games Played (All Seasons)

Aric Holman	51
Mario Kegler	30
Tyson Carter	30
Schneider Herard	30

Lamar Peters	24
Xavian Stapleton	21
E.J. Datcher	15
I.J. Ready	6
Eli Wright	3
Quinnndary Weatherspoon	1

Consecutive Games Started

Mario Kegler	19
Quinnndary Weatherspoon	1
I.J. Ready	5
Schneider Herard	2
Xavian Stapleton	2

30 Minute Games

Quinnndary Weatherspoon	19
I.J. Ready	15
Mario Kegler	13
Lamar Peters	7
Tyson Carter	6
Aric Holman	3
Schneider Herard	2
Eli Wright	1



Aric Holman has played in a team-high 50-consecutive games.

2016-17 MISSISSIPPI STATE MISCELLANEOUS STATS/SEC STANDINGS

CHARTING THE BULLDOGS

Dunks		Scored First Points	
Aric Holman	32	Aric Holman	7
Quinnndary Weatherspoon	24	Quinnndary Weatherspoon	6
Schnider Herard	12	Schnider Herard	5
Xavian Stapleton	11	Xavian Stapleton	4
Mario Kegler	10	Lamar Peters	3
Tyson Carter	6	Mario Kegler	3
Eli Wright	2	Tyson Carter	1
		I.J. Ready	1
Charges Drawn		How First Points Were Scored	
I.J. Ready	10	3-pointer	8
Quinnndary Weatherspoon	4	Jumper	8
Schnider Herard	2	Layup	6
Mario Kegler	1	Free Throw	4
Xavian Stapleton	1	Dunk	4
Point Distribution (%)		Final Three Minutes From FT Line	
Seniors	212 (9.7)	I.J. Ready	25-28 (.893)
Juniors	8 (0.4)	Lamar Peters	21-27 (.778)
Sophomores	851 (38.9)	Mario Kegler	14-19 (.737)
Freshmen	1,115 (51.0)	Aric Holman	12-18 (.667)
TOTAL:	2,186	Tyson Carter	2-4 (.500)
First Sub		Schnider Herard	1-2 (.500)
Schnider Herard	12	Quinnndary Weatherspoon	10-13 (.769)
Xavian Stapleton	7	Xavian Stapleton	2-3 (.667)
Tyson Carter	5	Eli Wright	1-2 (.500)
Aric Holman	4	TOTAL	88-119 (.739)
I.J. Ready	3	Opponent Total	93-136 (.684)
Lamar Peters	3		
Eli Wright	3		
E.J. Datcher	2		
Nick Singleton	1		
Mario Kegler	1		

DIFFERENCE BETWEEN WINNING AND LOSING

Wins	Stat	Losses
78.3	Points	67.4
64.7	Opp. Points	78.9
+13.7	Scoring Margin	-11.5
.478	FG%	.413
.410	Opp. FG%	.448
.399	3FG%	.299
.294	Opp. 3FG%	.347
.680	FT%	.689
.685	Opp. FT%	.723
37.0	Rebounds	33.7
34.1	Opp. Rebounds	40.1
+2.9	Rebound Margin	-6.4
14.1	Assists	10.3
11.8	Turnovers	15.5
+3.1	Turnover Margin	-2.3
8.1	Steals	6.7
4.4	Blocks	3.7

BULLDOGS IN SEC

CATEGORY	RANK
Scoring offense	8
Scoring defense	7
FG%	6
FG% defense	12
3PT FG%	6
3PT FG% defense	4
FT%	10
Rebounds	13
Rebounds allowed	12
Rebound margin	12
Assists	12
Blocked shots	9
Steals	5
Turnover margin	8
Assist/Turnover ratio	12

SEASON AND CAREER TOTALS

2016-17 Career			2016-17 Career			2016-17 Career		
Double-Digit Scoring			Double-Doubles			5+ Block Games		
Q. Weatherspoon	23 (12-11)	43 (23-20)	Aric Holman	2 (2-0)	2 (2-0)	Aric Holman	2 (2-0)	2 (2-0)
I.J. Ready	9 (6-3)	35 (18-17)	Quinnndary Weatherspoon		2 (2-0)			
Tyson Carter	9 (5-4)	9 (5-4)	I.J. Ready		1 (1-0)			
Aric Holman	11 (9-2)	11 (9-2)	Schnider Herard	2 (1-1)	2 (1-1)			
Mario Kegler	16 (6-10)	16 (6-10)	Xavian Stapleton	1 (1-0)	1 (1-0)			
Lamar Peters	16 (8-8)	16 (8-8)						
Schnider Herard	4 (2-2)	4 (2-2)	3+ 3-Pointers			5+ Made Free Throws		
Eli Wright	2 (2-0)	2 (2-0)	Tyson Carter	6 (4-2)	6 (4-2)	I.J. Ready	3 (2-1)	6 (4-2)
Xavian Stapleton	6 (3-3)	6 (3-3)	Quinnndary Weatherspoon	7 (5-2)	13 (8-5)	Quinnndary Weatherspoon	9 (6-3)	10 (7-3)
			Lamar Peters	9 (5-4)	9 (5-4)	Aric Holman	2 (2-0)	2 (2-0)
20+ Points			Mario Kegler	3 (2-1)	3 (2-1)	Lamar Peters	5 (2-3)	5 (2-3)
Quinnndary Weatherspoon	8 (7-1)	10 (8-2)	I.J. Ready	1 (1-0)	6 (1-5)	Schnider Herard	2 (2-0)	2 (2-0)
I.J. Ready	2 (0-2)	5 (1-4)	Xavian Stapleton	1 (0-1)	1 (0-1)	Mario Kegler	2 (2-0)	2 (2-0)
Lamar Peters	4 (3-1)	4 (3-1)				Xavian Stapleton	1 (1-0)	1 (1-0)
Tyson Carter	1 (0-1)	1 (0-1)	10+ 3-Point Attempt Games					
30+ Points			Lamar Peters	2 (2-0)				
			Tyson Carter	1 (0-1)				
10+ Rebounds			3+ Steal Games					
Aric Holman	3 (3-0)	3 (3-0)	I.J. Ready	7 (6-1)	18 (13-5)			
Quinnndary Weatherspoon		2 (2-0)	Quinnndary Weatherspoon	6 (5-2)	8 (5-3)			
Schnider Herard	3 (2-1)	3 (2-1)	Lamar Peters	3 (1-2)	3 (1-2)			
Xavian Stapleton	1 (1-0)	1 (1-0)	Xavian Stapleton	1 (1-0)	1 (1-0)			

Note: Record in games in ()



Ben Howland

21st Season Overall | 2nd Season At Mississippi State
430-238 (29-32 at MSU)

- On March 23, 2015, Ben Howland was named the 20th head coach in Mississippi State history.
- In four different stints as a head coach, Howland has a 430-238 record – Northern Arizona (79-59), Pittsburgh (89-40), UCLA (233-107) and Mississippi State (29-32).
- Led UCLA to three-consecutive Final Fours.
- In 2006, the Bruins played Florida for the national championship.
- In 2008, Howland became one of three coaches in NCAA Division I history to win at least 30 games in three-straight seasons, joining Adolph Rupp (Kentucky 1947-49) and John Calipari (Memphis, 2006-08).
- During his 10-year tenure at UCLA, the Bruins went to the NCAA Tournament seven times and won four Pac-10 regular-season crowns, while having 18 players drafted by NBA teams.
- His 97 victories from 2006-08 stand as the most by any UCLA head coach in a three-year span.
- Has been a Conference Coach of the Year in the Pac-10, Big East and Big Sky.
- His final two years at Pitt, the Panthers went 57-11 and reached the Sweet 16 both years.
- In 2003, Pittsburgh won the Big East Tournament crown and held the nation's No. 2 ranking for eight weeks in the Associated Press poll before ending the year at No. 4.
- In 2002, Howland guided the Panthers to a school-record 29 wins en route to becoming the school's first coach in 26 years to garner National Coach of the Year honors.
- Howland's first coaching gig was at Northern Arizona, where his last three teams posted 20-plus win seasons, including a school-record 21 victories in 1997 en route to capturing the Big Sky regular-season title and played in the NIT.
- In 1998, Howland guided NAU to its first NCAA Tournament after capturing the Big Sky Tournament championship and second-straight regular-season crown.
- Howland spent one year as a graduate assistant at Gonzaga (1981) before becoming an assistant at California-Santa Barbara from 1982-94.
- Played two years at Santa Barbara College before transferring to Weber State, where he earned his degree in physical education in 1979.
- This past year, Howland was inducted into both the Northern Arizona and Weber State hall of fames.
- Howland and his wife, Kim, a former Weber State cheerleader, have two children – Meredith and Adam (Brittney) – and two grandsons, Benjamin Clark Howland II and Elijah Howland.



Howland's Year-By-Year Record

Northern Arizona (1994-99)

Year	Overall	Big Sky Record	Postseason
1995	9-17	4-10 (7th)	
1996	7-19	3-11 (7th)	
1997	21-7	13-1 (1st)	NIT First Round
1998	21-8	12-2 (1st)	NCAA First Round
1999	21-8	12-4 (2nd)	
Totals	79-59 (.572)	44-28 (.611)	

Pittsburgh (2000-03)

Year	Overall	Big East Record	Postseason
2000	13-15	5-11 (11th)	
2001	19-14	7-9 (5th West)	NIT Second Round
2002	29-6	13-3 (1st West)	NCAA Sweet 16
2003	28-5	13-3 (T1st West)	NCAA Sweet 16
Totals	89-40 (.690)	38-26 (.594)	

UCLA (2004-13)

Year	Overall	Pac-10/12 Record	Postseason
2004	11-17	7-11 (1T7th)	
2005	18-11	11-7 (T3rd)	NCAA First Round
2006	32-7	14-4 (1st)	NCAA Runner-up
2007	30-6	15-3 (1st)	NCAA Final Four
2008	35-4	16-2 (1st)	NCAA Final Four
2009	26-9	13-5 (2nd)	NCAA Second Round
2010	14-18	8-10 (T5th)	
2011	23-11	13-5 (2nd)	NCAA Second Round
2012	19-14	11-7 (T5th)	
2013	25-10	13-5 (1st)	NCAA First Round
Totals	233-107 (.685)	121-59 (.672)	

Mississippi State (2016-Present)

Year	Overall	SEC Record	Postseason
2016	14-17	7-11	
2017	15-15	6-12	
Totals	29-32 (.475)	13-23 (.361)	
OVERALL 429-238 (.643)			

1ST WIN
EASTERN WASHINGTON
FEB. 13, 2015

5TH WIN
TULANE
DEC. 19, 2015

1ST SEC WIN
OLE MISS
JAN. 23, 2016

10TH WIN
ARKANSAS
FEB. 9, 2016

15TH WIN
NORFOLK STATE
NOV. 11, 2016

20TH WIN
GEORGIA STATE
DEC. 4, 2016

25TH WIN
ARKANSAS
JAN. 10, 2017

42
BIGGEST WIN
SOUTHERN MISS.
DEC. 19, 2016

19
BIGGEST COMEBACK
TENNESSEE
FEB. 4, 2017

UNDER BEN HOWLAND . . .

CATEGORY	2017	AT MSU
Leads at Halftime	9-2	20-3
Trails at Halftime	3-12	6-28
Is Tied at Halftime	3-1	3-1
Shoots 45% or better from the field	12-3	24-8
Shoots less than 45% from the field	3-12	5-24
Opp. shoots less than 45% from the field	9-8	20-13
Opp. shoots 45% or better from the field	6-7	9-19
Outrebounds (or ties) the opponent	11-3	18-9
Outrebounded by the opponent	4-12	11-23
More Assists (or ties) than the opponent	14-7	27-15
Fewer Assists than the opponent	1-8	2-17
Fewer (or ties) TOs than opponent	12-5	22-11
More TOs than opponent	3-10	7-21
Holds opponents to 65 points or less	8-2	15-3
In games decided by 10 points or less	7-10	12-23
All Games	15-15	29-32
Home Games	10-7	20-12
Road Games	2-7	4-16
Neutral-sites	3-1	5-4
Non-SEC Games	9-3	16-8
Non-SEC Home Games	6-2	11-3
Non-SEC Road Games		0-2
Non-SEC Neutral-site Games	3-1	5-3
SEC Games	6-12	13-23
SEC Home Games	4-5	9-9
SEC Road Games	2-7	4-14
SEC Tournament		0-1
November Games	4-2	7-5
December Games	5-1	9-3
January Games	4-5	6-11
February Games	1-7	5-11
March Games	1-0	2-2
Monday Games	2-0	2-1
Tuesday Games	1-7	3-11
Wednesday Games	1-1	3-5
Thursday Games	3-1	4-3
Friday Games	2-1	3-2
Saturday Games	4-5	10-10
Sunday Games	2-0	3-0
Overtime Games	0-1	0-2
Television Games	15-14	18-31

Alabama	2-3	Lehigh	0-1	San Diego	0-3
Albany	1-0	Long Beach State	3-1	San Diego State	0-1
Appalachian State	1-0	Louisiana Tech	1-0	San Jose State	1-0
Arizona	14-11	Loyola Marymount	3-2	Savannah State	1-0
Arizona State	17-8	LSU	2-1	Seton Hall	5-2
Arkansas	2-2	Marist	1-0	Sonoma State	1-0
Arkansas-Pine Bluff	1-0	Marquette	0-1	South Carolina	1-3
Auburn	1-1	Maryland	1-0	South Florida	0-1
Belmont	1-0	McNeese State	1-0	Southeast Louisiana	1-0
Boise State	1-4	Memphis	1-2	Southern University	0-1
Boston College	4-2	Mercer	1-0	Southern Cal	14-9
Butler	0-1	Miami	3-4	Southern Illinois	1-0
BYU	2-0	Miami (OH)	1-0	Southern Miss	1-0
Cal Poly	2-2	Michigan	4-3	Southern Utah	3-1
Cal State Bakersfield	1-0	Michigan State	3-1	Southwest Texas	0-1
Cal State Fullerton	1-1	Middle Tenn. State	0-1	St. Bonaventure	2-0
Cal State Northridge	9-2	Minnesota	0-1	St. Francis (N.Y.)	2-0
CSU San Bernardino	1-0	Mississippi State	0-2	St. Francis (Pa.)	4-0
California	17-10	Missouri-Kansas City	1-1	St. Johns	2-3
Central Conn. State	1-0	MVSU	1-0	St. Martin's	1-0
Central Florida	0-1	Missouri	3-0	Stanford	14-7
Chaminade (Hawaii)	3-0	Missouri State	1-0	Stephen F. Austin	1-1
Chicago State	1-0	Montana	6-5	Syracuse	4-5
Cincinnati	0-1	Montana State	9-3	Temple	1-0
Co. of Notre Dame	1-0	Montana Tech	1-0	Tennessee	1-3
Colorado	2-0	Morehead State	1-0	Tennessee Martin	1-0
Colorado College	2-0	Morgan State	1-0	Texas	1-3
Colorado State	1-0	Morris Brown	1-0	Texas A&M	3-2
Concordia (Calif.)	0-1	N. Mexico Highlands	1-0	Texas Arlington	1-1
Connecticut	2-3	Nebraska	1-1	Texas El Paso	1-0
Coppin State	1-0	Nevada	1-0	Texas Tech	0-2
Davidson	1-0	New Mexico State	2-0	Texas Pan American	2-0
Delaware State	2-0	New Orleans	2-0	Texas Southern	1-0
DePaul	1-0	Norfolk State	3-0	Tulane	1-0
Drexel	1-0	North Carolina AT&T	1-0	UC Davis	3-0
Duquesne	3-1	North Carolina Central	1-0	UC Irvine	5-1
East Carolina	0-1	Northern Arizona	1-0	UC Riverside	2-0
East Tennessee State	0-1	Northern Colorado	1-0	UC Santa Barbara	0-1
Eastern Illinois	1-0	Northwestern State	1-0	UCLA	0-1
Eastern Washington	11-1	Notre Dame	5-8	UNLV	0-1
Elon	1-0	Oakland	2-0	Utah	2-1
Florida	0-5	Occidental College	1-0	Vanderbilt	1-1
Florida International	2-1	Ohio State	2-0	Vermont	1-0
Florida State	0-1	Ole Miss	1-3	Villanova	3-3
Fresno State	1-0	Oral Roberts	0-2	VCU	1-3
George Mason	1-0	Oregon	12-8	Virginia Tech	2-0
George Washington	1-0	Oregon State	17-4	Wagner	2-0
Georgetown	5-4	Pacific	1-0	Washington	10-11
Georgia	1-4	Penn State	2-1	Washington State	18-3
Georgia State	1-0	Pennsylvania	1-0	Weber State	3-9
Georgia Tech	1-0	Pepperdine	4-0	West Virginia	5-4
Gonzaga	1-0	Pittsburgh	1-0	Western Illinois	2-0
Idaho	1-3	Portland	0-1	Western Kentucky	1-0
Idaho State	8-3	Portland State	5-3	Western Oregon	1-0
Illinois State	1-0	Prairie View A&M	2-0	Wright State	1-0
Indiana	2-0	Providence	3-1	Wyoming	1-0
Indiana State	1-0	Rhode Island	2-0	Xavier	1-0
IUPUI	1-0	Richmond	1-0	Yale	1-0
James Madison	1-0	Robert Morris	4-0	Youngstown State	1-0
Kansas	1-3	Rutgers	6-1		
Kent State	0-1	Sacramento State	7-2		
Kentucky	1-3	Sam Houston State	2-1		

TOTAL: 430-238

On The Bench . . .



George Brooks
7th Year

- Played for the Bulldogs from 1992-94.
- Helped develop forwards Arnett Moultrie, a first-round draft choice in the 2012 NBA draft and Gavin Ware, along with Jamarion Moon and Ronald Murray who went on to enjoy NBA careers.
- Named the second-best recruiter in the SEC by Sporting News this past summer.



Korey McCray
2nd Year

- Spent two seasons under Howland at UCLA.
- Worked with and created tailor-made off-season training programs for NBA talents such as Dwight Howard, John Wall, Javaris Crittenton, Anthony Morrow, Jarrett Jack, Jarvis Hayes, Von Wafer, Mario West and Damien Wilkins.
- In 2012, he was instrumental in UCLA landing the No. 1-ranked recruiting class.



Ernie Ziegler
2nd Year

- Spent six seasons at Central Michigan (2007-12) as head coach, leading the Chippewas to two Mid-American Conference West Division titles and a pair of Michigan MAC Trophies.
- He spent five seasons as an assistant under the tutelage of Howland at both Pittsburgh (2002-03) and UCLA (2004-06).
- From 1992 to 1997, Ziegler was the head AAU coach for Team Detroit.

MISSISSIPPI STATE BY THE NUMBERS

GAME-BY-GAME SPECIALTY STATS (MSU First)

<u>Opponent</u>	<u>Paint</u>	<u>Off TO</u>	<u>2nd Chance</u>	<u>Fast Break</u>	<u>Bench</u>
Norfolk State	30/34	18/11	17/10	8/4	6/21
Central Florida	14/48	5/6	11/13	6/6	6/6
Boise State	40/36	22/13	9/0	12/8	3/34
UTEP	20/18	10/5	8/8	6/6	13/9
Lehigh	28/38	7/15	9/9	2/6	4/13
Northwestern State	38/16	26/13	7/9	10/0	9/6
Oregon State	20/26	28/6	3/4	8/0	22/5
Georgia State	30/34	20/9	11/9	8/0	32/27
East Tennessee St.	32/38	12/11	11/10	6/6	16/25
Southern Miss	20/14	14/16	9/7	2/2	43/21
Morehead State	44/30	24/6	15/12	8/0	15/33
UMKC	30/20	14/7	14/6	8/2	25/19
Alabama	24/38	19/11	4/10	4/6	24/16
LSU	40/32	25/10	13/18	14/2	30/24
Arkansas	26/30	6/15	14/14	6/4	21/36
Texas A&M	22/40	21/20	5/17	4/0	9/9
Kentucky	54/42	23/24	13/12	20/6	15/23
Tennessee	38/38	10/8	11/14	14/10	24/28
Missouri	32/32	10/4	9/14	8/4	13/24
Alabama	34/18	12/23	12/16	2/2	17/12
Ole Miss	28/44	5/23	5/22	8/14	8/24
Tennessee	28/32	17/10	19/6	8/2	20/19
Auburn	28/46	9/26	7/8	11/16	14/41
South Carolina	24/36	16/28	8/5	8/6	36/11
Georgia	32/28	19/14	6/7	8/11	21/10
Florida	36/22	17/9	8/3	8/0	16/21
Ole Miss	50/34	22/18	20/17	8/8	22/14
Vanderbilt	10/22	17/24	5/8	2/2	14/23
South Carolina	26/24	17/12	11/11	4/6	27/11
LSU	52/38	19/10	20/9	4/12	32/10

SEC Tournament

GAME-BY-GAME LEAD/DEFICIT

<u>Opponent</u>	<u>Largest Lead</u>	<u>Largest Deficit</u>	<u>Final Score</u>
Norfolk State	12 (74-62, 2nd)	6 (29-35, 1st)	W, 78-74
Central Florida	Never Led	28 (19-47, 1st)	L, 86-71
Boise State	19 (55-36, 2nd)	Never Trailed	W, 80-68
UTEP	7 (61-54, 2nd)	11 (4-15, 1st)	W, 61-54
Lehigh	5 (15-10, 1st)	21 (58-80)	L, 87-73
Northwestern State	6 (65-49, 2nd)	10 (4-14, 1st)	W, 65-59
Oregon State	26 (45-19, 1st)	1 (2-3, 1st)	W, 74-57
Georgia State	23 (71-48, 2nd)	6 (10-16, 1st)	W, 82-60
East Tennessee St.	4 (10-6, 1st)	10 (30-40, 2nd)	L, 67-65
Southern Miss	47 (76-29, 2nd)	Never Trailed	W, 86-44
Morehead State	9 (83-74, 1st)	10 (25-35, 2nd)	W, 85-76
UMKC	27 (66-39, 2nd)	Never Trailed	W, 77-54
Alabama	6 (9-3, 1st)	14 (50-64, 2nd)	L, 68-58
LSU	26 (71-45, 2nd)	2 (10-12), 1st	W, 95-78
Arkansas	10 (82-72, 2nd)	7 (17-24, 1st)	W, 84-78
Texas A&M	8 (67-59, 2nd)	10 (0-10, 1st)	W, 67-59
Kentucky	Never Led	18 (44-62, 2nd)	L, 87-81
Tennessee	2 (20-18, 1st)	24 (60-84, 2nd)	L, 91-74
Missouri	20 (89-69, 1st)	9 (32-41, 1st)	W, 89-74
Alabama	5 (9-4, 1st)	12 (29-41, 2nd)	L, 71-62
Ole Miss	Never Led	27 (62-88, 2nd)	L, 61-88
Tennessee	5 (60-55)	19 (10-19, 1st)	W, 64-59
Auburn	2 (6-4, 1st)	21 (40-61, 2nd)	L, 98-92
South Carolina	7 (31-24, 1st)	9 (5-14, 1st)	L, 77-73
Georgia	7 (28-21, 1st)	12 (63-75, 2nd)	L, 79-72
Florida	6 (13-6, 1st)	12 (31-43, 2nd)	L, 57-52
Ole Miss	5 (41-36, 2nd)	10 (67-77, OT)	L, 87-82
Vanderbilt	3 (3-0, 1st)	34 (32-66, 2nd)	L, 77-48
South Carolina	3 (3-0, 1st)	10 (33-43, 2nd)	L, 63-57
LSU	18 (48-30, 1st)	3 (0-3, 1st)	W, 88-76

SEC Tournament

Mississippi State Scoring By The Half

<u>Team</u>	<u>1st Half</u>	<u>2nd Half</u>	<u>OT</u>
Norfolk State	39	39	
Central Florida	33	28	
Boise State	37	43	
UTEP	33	28	
Lehigh	29	44	
Northwestern State	28	37	
Oregon State	45	29	
Georgia State	44	38	
East Tennessee State	26	39	
Southern Miss	39	47	
Morehead State	31	54	
UMKC	44	33	
Alabama	20	38	
LSU	52	43	
Arkansas	40	44	
Texas A&M	25	42	
Kentucky	34	47	
Tennessee	34	40	
Missouri	39	50	
Alabama	29	33	
Ole Miss	33	28	
Tennessee	21	43	
Auburn	28	64	
South Carolina	36	37	
Georgia	32	40	
Florida	24	28	
Ole Miss	23	42	15
Vanderbilt	23	25	
South Carolina	29	28	
LSU	48	40	

Lowest First Half: 20, Alabama (1-3-17)

Highest First Half: 52, LSU (1-07-17)

Lowest 2nd Half: 25, Vanderbilt (2-25-17)

Highest 2nd Half: 64, Auburn (2-7-17)

Opponent Scoring By The Half

<u>Team</u>	<u>1st Half</u>	<u>2nd Half</u>	<u>OT</u>
Norfolk State	39	35	
Central Florida	53	33	
Boise State	29	39	
UTEP	33	21	
Lehigh	38	49	
Northwestern State	28	31	
Oregon State	19	38	
Georgia State	24	38	
East Tennessee State	31	36	
Southern Miss	25	19	
Morehead State	41	35	
UMKC	28	26	
Alabama	32	36	
LSU	33	45	
Arkansas	34	44	
Texas A&M	24	35	
Kentucky	46	42	
Tennessee	37	54	
Missouri	43	31	
Alabama	34	37	
Ole Miss	51	37	
Tennessee	33	26	
Auburn	48	50	
South Carolina	36	41	
Georgia	28	51	
Florida	32	25	
Ole Miss	23	44	20
Vanderbilt	37	40	
South Carolina	32	31	
LSU	30	46	

Lowest First Half: 19, Oregon State (12-01-16)

Highest First Half: 53, Central Florida (11-17-16)

Lowest 2nd Half: 19, Southern Miss (12-19-16)

Highest 2nd Half: 54, Tennessee (1-21-17)

MISSISSIPPI STATE BY THE NUMBERS

MSU'S 2016-17 RECORD WHEN . . .

Leads at Halftime	9-2
Trails at Halftime	3-12
Is Tied at Halftime	3-1
Shoots 45% or better from the field	12-3
Shoots less than 45% from the field	3-12
Opp. shoots less than 45% from the field	9-8
Opp. shoots 45% or better from the field	6-7
Outrebounds (or ties) the opponent	11-3
Outrebounded by the opponent	4-12
More Assists (or ties) than the opponent	14-7
Fewer Assists than the opponent	1-8
Fewer (or ties) TOs than opponent	12-5
More TOs than opponent	3-10
Holds opponents to 65 points or less	8-2
In games decided by 10 points or less	7-10

MSU'S 2016-17 RECORD IN . . .

All Games	15-15
Home Games	10-7
Road Games	2-7
Neutral-sites	3-1
Non-SEC Games	9-3
Non-SEC Home Games	6-2
Non-SEC Road Games	
Non-SEC Neutral-site Games	3-1
SEC Games	6-12
SEC Home Games	4-5
SEC Road Games	2-7
SEC Tournament	
November Games	4-2
December Games	5-1
January Games	4-5
February Games	1-7
March Games	1-0
Monday Games	2-0
Tuesday Games	1-7
Wednesday Games	1-1
Thursday Games	3-1
Friday Games	2-1
Saturday Games	4-5
Sunday Games	2-0
Overtime Games	0-1
Television Games	15-14
Games vs. Ranked Opponents	0-3

MISC. 2016-17 TEAM STATS

Largest Lead Surrendered in Loss:

7, South Carolina (2-11-17); Georgia (2-14-17)

Largest Deficit Overcome in Win:

19, Tennessee (2-4-17)

Largest Lead at Anytime:

47, Southern Miss (12-19-16)

Largest Deficit Anytime:

34, Vanderbilt (2-25-17)

MISCELLANEOUS MSU INDIVIDUAL STATISTICS

Games Scoring in Double Figures: Weatherspoon 23, Peters 16, Kegler 16, Holman 11, Ready 9, Carter 9, Stapleton 6, Herard 4, Wright 2,
Games Scoring 20-plus Points: Weatherspoon 8, Peters 4, Ready 2, Carter
Games Scoring 30-plus Points:
Games Rebounding in Double Figures: Holman 3, Schnider 3, Stapleton
Games With Double Figures in Assists: Ready
Games With Double-Doubles: Holman 2, Herard 2, Stapleton
Games With Triple-Doubles:
Games As Team High Scorer (or co-leader): Weatherspoon 15, Peters 5, Kegler 4, Holman 3, Ready 3, Herard 2, Kegler 3, Carter
Games As Team High Rebounder (or co-leader): Holman 13, Kegler 11, Herard 6, Weatherspoon 6, Wright, Stapleton
Games As Team Leader in Assists (or co-leader): Ready 17, Peters 7, Weatherspoon 5, Kegler 3, Holman
Games As Team Leader in Steals (or co-leader): Weatherspoon 11, Peters 9, Ready 8, Kegler 6, Holman 5, Stapleton 5, Carter 3, Herard 2, Wright 2, Datcher
Games As Team Leader in Blocks (or co-leader): Holman 23, Datcher 6, Carter 3, Stapleton 4, Herard 3, Wright 2, Kegler 2, Peters, Weatherspoon
Games As Team Leader in Turnovers (or co-leader): Peters 9, Weatherspoon 8, Holman 6, Kegler 6, Ready 5, Herard 4, Strugg, Carter

MSU'S RECORD BY STARTING LINEUP

Weatherspoon, Ready, Carter, Kegler, Holman	7-2
Weatherspoon, Ready, Carter, Stapleton, Holman	1-0
Peters, Ready, Carter, Kegler, Holman	0-1
Wright, Ready, Carter, Kegler, Holman	1-0
Weatherspoon, Ready, Stapleton, Kegler, Herard	0-1
Weatherspoon, Peters, Kegler, Herard, Holman	4-6
Weatherspoon, Peters, Kegler, Herard, Stapleton	1-1
Weatherspoon, Peters, Ready, Kegler, Herard	0-2
Weatherspoon, Ready, Peters, Kegler, Holman	0-1
Ready, Peters, Kegler, Stapleton, Herard	0-1
Weatherspoon, Ready, Kegler, Holman, Herard	1-0

GAME-BY-GAME STARTERS

Opponent	Date	Guard	Guard	Guard	Forward	Forward	Record
Norfolk State	11-11-16	W'Spoon	Ready	Carter	Kegler	Holman	1-0
Central Florida	11-17-16	W'Spoon	Ready	Carter	Kegler	Holman	1-1
Boise State	11-18-16	W'Spoon	Ready	Carter	Kegler	Holman	2-1
UTEP	11-20-16	W'Spoon	Ready	Carter	Kegler	Holman	3-1
Lehigh	11-25-16	Peters	Ready	Carter	Kegler	Holman	3-2
Northwestern State	11-28-16	Wright	Ready	Carter	Kegler	Holman	4-2
Oregon State	12-01-16	W'Spoon	Ready	Carter	Kegler	Holman	5-2
Georgia State	12-04-16	W'Spoon	Ready	Carter	Kegler	Holman	6-2
East Tennessee St.	12-14-16	W'Spoon	Ready	Carter	Kegler	Holman	6-3
Southern Miss	12-19-16	W'Spoon	Ready	Carter	Kegler	Holman	7-3
Morehead State	12-22-16	W'Spoon	Ready	Carter	Stapleton	Holman	8-3
UMKC	12-29-16	W'Spoon	Ready	Carter	Kegler	Holman	9-3
Alabama	01-03-17	W'Spoon	Ready	Stapleton	Kegler	Herard	9-4
LSU	01-07-17	W'Spoon	Peters	Kegler	Herard	Holman	10-4
Arkansas	01-10-17	W'Spoon	Peters	Kegler	Herard	Holman	11-4
Texas A&M	01-14-17	W'Spoon	Peters	Kegler	Herard	Holman	12-4
Kentucky	01-17-17	W'Spoon	Peters	Kegler	Herard	Holman	12-5
Tennessee	01-21-17	W'Spoon	Peters	Kegler	Herard	Holman	12-6
Missouri	01-25-17	W'Spoon	Peters	Kegler	Herard	Stapleton	13-6
Alabama	01-28-17	W'Spoon	Peters	Kegler	Herard	Holman	13-7
Ole Miss	01-31-17	W'Spoon	Peters	Kegler	Herard	Holman	13-8
Tennessee	02-04-17	W'Spoon	Peters	Kegler	Herard	Holman	14-8
Auburn	02-07-17	W'Spoon	Peters	Kegler	Herard	Holman	14-9
South Carolina	02-11-17	W'Spoon	Peters	Kegler	Herard	Stapleton	14-10
Georgia	02-14-17	W'Spoon	Peters	Kegler	Herard	Holman	14-11
Florida	02-18-17	W'Spoon	Peters	Ready	Herard	Kegler	14-12
Ole Miss	02-21-17	W'Spoon	Peters	Ready	Herard	Kegler	14-13
Vanderbilt	02-25-17	W'Spoon	Peters	Ready	Kegler	Holman	14-14
South Carolina	02-28-17	Ready	Peters	Kegler	Stapleton	Herard	14-15
LSU	03-04-17	W'Spoon	Ready	Kegler	Holman	Herard	15-15
SEC Tournament	03-08-17						

2016-17 Win-Loss Differential

Diff.	1	2	3	4	5	6	7	8	9	10	11	12	13	14	15	16	17	18	19	20	21	22	23	24	25+
Won				1	1	2	1	1	1			2			1		2					1	1		1
Lost	1		1	2	2	2			1	1			1			1									3

THE LAST TIME . . .

THE LAST TIME AN MSU PLAYER ...

Scored 30 or more points in a game:

32, Ravern Johnson vs. Tenn. St. (11-12-10)

Scored 33 or more points in a game:

33, Craig Sword at LSU (2-19-14)

Scored 34 or more points in a game:

34, Arnett Moultrie vs. UMass (3-13-12)

Scored 35 or more points in a game:

36, Jeff Malone at Ole Miss (2-19-83)

Scored 37 or more points in a game:

39, Jeff Malone vs. Alabama (1-31-83)

Scored 40 or more points in a game:

40, Rickey Brown vs. Auburn (3-7-77)

Scored 20+ points in back-to-back games:

Quinnndary Weatherspoon (27 vs. Morehead State 12-22-16; 25 vs. UMKC (12-29-16)

Scored 20+ points in three-consecutive games:

Craig Sword (24 vs. Loyola, 12-01-13; 24 vs. TCU, 12-05-13; 22 vs. SELA, 12-13-13)

Scored 20+ points in five-consecutive games:

Jeff Malone, 1982-83 (11 consecutive)

Scored 30+ points in back-to-back games:

Jeff Malone (36 at Ole Miss & 30 vs. Georgia, 1982-83)

Scored 30+ points in three-consecutive games:

Jeff Malone (33 at LSU; 36 at Ole Miss & 30 vs. Georgia, 1982-83)

Two players score 20+ points in same game:

Quinnndary Weatherspoon, 25; Lamar Peters, 23, vs. Auburn (2-7-17)

Made 10 field goals in a game:

10, Weatherspoon vs. Morehead (12-22-16)

Made 11 field goals in a game:

11, Q. Weatherspoon, Missouri (1-25-17)

Made 12 field goals in a game:

12, Gavin Ware, Alabama (2-2-16)

Made 13 field goals in a game:

13, Horatio Webster vs. SW Missouri St. (11-23-97)

Made 14 field goals in a game:

14, Cameron Burns at Georgia (1-17-90)

Made 15 or more field goals in a game:

16, Raymond Brown vs. Florida (3-2-85)

Attempted 20 field goals in a game:

20, Ravern Johnson vs. St. Mary's (12-29-10)

Attempted 21 or more field goals in a game:

21, Dee Bost vs. Kentucky (2-16-10)

Attempted 23 or more field goals in a game:

23, Arnett Moultrie vs. UMass (3-13-12)

Attempted 25 field goals in a game:

25, Chuck Evans at Alabama (3-6-93)

Attempted 26 field goals in a game:

26, Tony Watts at Ole Miss (2-22-92)

Attempted 27 or more field goals in a game:

28, Jeff Malone vs. Vanderbilt (1-8-83)

Made six 3-pointers in a game:

6, Q. Weatherspoon vs. Arkansas (1-10-17)

Made seven 3-pointers in a game:

7, Lamar Peters vs. Missouri (1-25-17)

Made eight or more 3-pointers in a game:

8, Winsome Frazier vs. UMKC (11-23-04)

Attempted 11 3-pointers in a game:

11, Dee Bost vs. Detroit (12-17-11)

Attempted 12 3-pointers in a game:

12, Ravern Johnson vs. ETSU (12-11-10)

Attempted 13 or more 3-pointers in a game:

13, Dee Bost vs. Troy (12-10-11)

Attempted 16 or more 3-pointers in a game:

17, Darryl Wilson vs. Alabama (3-4-95)

Made 14 or more free throws in a game:

14, Trivante Bloodman vs. Auburn (2-15-14)

Made 15 or more free throws in a game:

15, Craig Sword vs. Ole Miss (1-11-14)

Attempted 17 free throws in a game:

17, Jarvis Varnado at Houston (12-19-09)

Attempted 18 free throws in a game:

18, Craig Sword vs. Ole Miss (1-11-14)

Attempted 19 free throws in a game:

19, Carl Nichols vs. SE La. (12-1-88)

Had 16 rebounds in a game:

16, Gavin Ware vs. Maryland ES (1-2-14)

Had 17 rebounds in a game:

17, Gavin Ware at Auburn (1-21-15)

Had 18 or more rebounds in a game:

21, Wesley Morgan vs. SE La. (11-28-05)

Had 22 or more rebounds in a game:

23, Rickey Brown vs. Vanderbilt (12-6-79)

Had 24 or more rebounds in a game:

24, Wiley Peck vs. Alabama (1-27-79)

Had 10 or more offensive rebounds in a game:

11, Arnett Moultrie vs. Northwestern State (12-22-11)

Had 10 or more defensive rebounds in a game:

10, Aric Holman vs. So. Miss (12-19-16)

Had 13 or more defensive rebounds in a game:

13, Colin Borchert (3-9-13)

Had 15 or more defensive rebounds in a game:

15, Jarvis Varnado at San Diego (12-31-09)

Had 10 assists in a game:

10, Dee Bost vs. LSU (1-25-11)

Had 11 assists in a game:

11, I.J. Ready vs. No. Colorado (12-23-15)

Had 13 assists in a game:

13, I.J. Ready vs. LSU (3-4-17)

Had 14 assists in a game:

14, Gary Ervin vs. Florida A&M (12-20-04)

Had 15 or more assists in a game:

16, Chuck Evans at UMKC (2-23-93)

Had 10 or more turnovers in a game:

10, Charles Rhodes vs. Nicholls (11-11-06)

Had five or more blocks in a game:

5, Aric Holman vs. North'wern St. (11-28-16)

Had seven blocks in a game:

7, Jarvis Varnado at LSU (2-20-10)

Had eight blocks in a game:

8, Jarvis Varnado vs. Alabama (2-24-10)

Had nine blocks in a game:

9, Jarvis Varnado at Vanderbilt (2-3-10)

Had 10 blocks in a game:

10, Jarvis Varnado vs. Arkansas (1-14-10)

Had 10+ blocks in two consecutive games:

Jarvis Varnado (10 vs. Georgia & 10 vs. Kentucky, 2007-08)

Had five steals in a game:

5, Lamar Peters vs. Texas A&M (1-14-17)

Had six or more steals in a game:

7, Craig Sword vs. Ole Miss (1-11-14)

LAST TIME AN MSU TEAM...

Scored 100 or more points:

106 vs. Eastern Washington (11-13-15)

Scored 100 or more points in an SEC game:

105 vs. Auburn (3-2-04)

Allowed 100 or more points in an SEC game:

115 at Arkansas (2-20-93)

Allowed 100 or more points in non-SEC play:

105 vs. Miami (11-19-15)

Was held to 52 points or less:

52 vs. Florida (2-18-17)

Was held to 50 points:

50 vs. Alabama (2-25-12)

Was held to 49 points or less:

48 vs. Vanderbilt (2-25-17)

Was held to 45 points or less:

41 at Georgia (2-7-15)

Was held to 40 points or less:

36 vs. Missouri (2-13-13)

Was held to 35 points or less:

31 vs. Vanderbilt (2-23-13)

Was held to fewer than 10 points in a half:

9 at Arkansas, first (2-7-15)

Held opponent to 59 points or less:

57 vs. Florida (2-18-17)

Held opponent to 56 points or less:

56 at Vanderbilt (3-4-15)

Held opponent to 55 points or less:

54 vs. UMKC (12-29-16)

Held opponent to 50 points or less:

46 vs. Arkansas (2-9-16)

Held opponent to 45 points or less:

44 vs. Southern Miss (12-19-16)

Held opponent to 42 points or less:

42 vs. Texas-San Antonio (12-4-12)

Held opponent to 39 points or less:

39 at LSU (1-9-08)

Shot 50 percent or better from the field:

.545 [36-66] vs. LSU (3-4-17)

Shot 55 percent or better from the field:

.571 [32-56] vs. Missouri (1-25-17)

Shot 60 percent or better from the field:

.621 [41-66] vs. E. Washington (11-13-15)

Shot 65 percent or better from the field:

.660 [35-53] vs. Western Kentucky (1-5-09)

Was held to less than 35 percent from the field:

.309 [21-68] vs. Tennessee (2-4-17)

Was held to less than 30 percent from the field:

.298 [14-47] vs. Vanderbilt (2-25-17)

Was held to less than 25 percent from the field:

.175 [7-40] vs. Vanderbilt (2-23-13)

Held opp. to 35 percent or less from the field:

.340 [17-50] at South Carolina (2-28-17)

Held opp. to 30 percent or less from the field:

.283 [17-60] vs. UMKC (12-29-16)

Held opp. to 25 percent or less from the field:

.231 [15-65] vs. Southern Miss (12-19-16)

Opponent shot 50 percent or better:

.500 [27-54] South Carolina (2-11-17)

Opponent shot 60 percent or better:

.623 [33-53] Missouri (3-1-14)

Made 35 or more field goals:

36 vs. LSU (3-4-17)

Made 40 or more field goals:

41 vs. Eastern Washington (11-13-15)

Made fewer than 15 field goals:

14 at Vanderbilt (2-25-17)

Attempted 70 or more shots from the field:

74 vs. Ole Miss (2-18-17)

Attempted 80 or more shots from the field:

80 at Alabama (2-21-09)

Attempted just 40 shots from the field:

40 vs. Vanderbilt (2-23-13)

Attempted 39 or fewer shots from the field:

39 at Vanderbilt (3-4-15)

Attempted 35 or fewer shots from the field:

34 vs. Tennessee (2-3-15)

Made 10 or more 3-pointers:

11 vs. South Carolina (2-11-17)

Made 12 3-pointers:

12 vs. Missouri (1-25-17)

Made 13 3-pointers:

13 vs. Georgia State (12-04-16)

Made 15 3-pointers:

15 vs. North Carolina A&T (12-12-10)

Made 16 3-pointers:

16 vs. Troy (12-10-11)

Made 17 3-pointers:

17 vs. Southern Miss (12-19-16)

Did not make a 3-pointer:

[0-10] at Arkansas (2-7-15)

Made just one 3-pointer:

vs. Tennessee (1-7-15)

Made just two 3-pointers:

vs. Florida (2-18-17)

Opponent made 15 or more 3-pointers:

16, Arkansas (1-9-16)

Opponent made just one 3-pointer:

vs. Texas A&M (1-14-17)

Attempted nine 3-pointers or less:

9 vs. Tennessee (1-7-15)

Attempted six 3-pointers or less:

6 at Ole Miss (1-29-03)

Attempted 25 3-pointers:

25 at Ole Miss (1-31-17)

THE LAST TIME (CONTINUED) . . .

Attempted 26 3-pointers:

26 at South Carolina (2-28-17)

Attempted 27 3-pointers:

27 vs. South Carolina (2-11-17)

Attempted 28 3-pointers:

28 vs. Georgia (2-13-16)

Attempted 29 or more 3-pointers:

29 vs. Southern Miss (12-19-16)

Attempted 30 or more 3-pointers:

34 vs. Georgia State (12-04-16)

Attempted 35 or more 3-pointers:

35 vs. Kentucky (2-16-10)

Made 31 or more free throws:

31 vs. Auburn (1-22-14)

Made 40 or more free throws:

41 vs. LSU (2-11-09)

Made 50 or more free throws:

52 vs. LSU (2-11-09)

Made fewer than five free throws:

4 at Vanderbilt (2-1-14)

Made fewer than four free throws:

3 vs. Baylor (12-28-11)

Made only 1 free throw:

1 vs. Florida (1-30-14)

Opponent made 30 or more free throws:

34, Ole Miss (2-18-17)

Attempted 30 or more free throws:

34 vs. Auburn (2-7-17)

Attempted 35 or more free throws:

35 vs. Tennessee (2-3-15)

Attempted 40 or more free throws:

44 vs. Tennessee (1-7-15)

Attempted 45 or more free throws:

45 vs. Florida A&M (12-17-13)

Attempted fewer than 10 free throws:

9, vs. Georgia State (12-4-16)

Opponent attempted 40 or more free throws:

44, Ole Miss (2-18-17)

Had 50 or more rebounds:

50 vs. Arkansas (2-9-16)

Had 55 or more rebounds:

55 vs. Tennessee (2-4-17)

Had 58 or more rebounds:

58 vs. Troy (12-10-05)

Had 59 or more rebounds:

59 at Houston (12-19-09)

Had fewer than 25 rebounds:

21 vs. McNeese State (12-30-14)

Had 20 or fewer rebounds:

20 at Kentucky (1-12-16)

Had 20 or more assists:

20 vs. South Carolina (2-27-16)

Had 21 or more assists:

21 vs. LSU (3-4-17)

Had 25 or more assists:

25 vs. St. Bonaventure (12-05-09)

Had 30 or more assists:

30 vs. Troy (12-10-11)

Had 5 Assists:

5, Florida State (12-16-15)

Had Fewer Than 5 Assists:

4, Tennessee (1-2-15)

Had 20 or more turnovers:

20 at South Carolina (2-28-17)

Had 21 or more turnovers:

22 vs. Ole Miss (2-18-17)

Had 23 or more turnovers:

23 vs. Arkansas (2-21-15)

Had 24 or more turnovers:

24 at Arkansas (2-7-15)

Had 25 turnovers:

26 vs. Mississippi Valley State (11-17-14)

Had 29 or more turnovers:

29 at Arkansas (1-23-13)

Had 30 or more turnovers:

31 at Kentucky (1-7-97)

Had 34 or more turnovers:

34 at Evansville (12-17-75)

Had fewer than 10 turnovers:

7 vs. Missouri (1-25-17)

Had five or fewer turnovers:

5 vs. Morehead State (12-22-16)

Forced 25 or more turnovers

26 vs. Kennesaw State (11-14-13)

Had 10 blocked shots:

10 vs. Texas Southern (12-2-15)

Had 11 blocked shots:

11 vs. Southern Miss (12-19-16)

Had 12 blocked shots:

12 at South Carolina (1-26-16)

Had 13 blocked shots:

13 vs. Arkansas (1-14-10)

Had 14 blocked shots:

14 vs. Texas-Pan American (11-24-09)

Had 16 blocked shots:

16 vs. Georgia (1-12-08)

Had 10 steals:

10 vs. Kentucky (1-17-17)

Had 11 steals:

11 vs. Texas A&M (1-14-17)

Had 12 steals:

12 vs. Ole Miss (3-2-16)

Had 13 steals:

13 vs. Ole Miss (2-18-17)

Had 14 steals:

14 vs. South Carolina (1-9-13)

Had 15 steals:

15 vs. Florida Gulf Coast (12-19-13)

Had 17 or more steals:

17 vs. Oregon State (12-01-16)

Had 20 or more steals:

20 vs. Nicholls State (11-17-01)

Had 1 steal or less:

1 vs. Vanderbilt (3-11-11)

MISSISSIPPI STATE IN OVERTIME

Mississippi State In Overtime Games

This Season	0-1
Overall Overtime Record	60-51
<i>Home Overtime Record</i>	34-23
<i>Road Overtime Record</i>	18-20
<i>Neutral Site Overtime Record</i>	8-8
Humphrey Coliseum Overtime Record	25-18
SEC Tournament Overtime Record	2-5
Double Overtime Record	6-5
Four Overtime Record	1-1
Postseason Overtime Record	1-0
Last OT Played (1OT)	vs. Ole Miss (L, 87-82, 2/18/17)
Last Double OT	vs. UMass (L, 101-96, 3/13/12)
Last Triple OT	vs. Alabama (L, 79-78, 2/27/11)
Last Four OT	vs. Ole Miss (W, 104-102, 1/24/90)

Mississippi State Coaches In Overtime Games

Babe McCarthy	6-5	Bob Boyd	3-4
<i>Home Overtime Record</i>	2-2	<i>Home Overtime Record</i>	2-1
<i>Road Overtime Record</i>	2-2	<i>Road Overtime Record</i>	1-2
<i>Neutral Site Overtime Record</i>	2-1	<i>Neutral Site Overtime Record</i>	0-1
Joe Dan Gold	5-3	Richard Williams	15-11
<i>Home Overtime Record</i>	3-3	<i>Home Overtime Record</i>	7-3
<i>Road Overtime Record</i>	1-0	<i>Road Overtime Record</i>	5-5
<i>Neutral Site Overtime Record</i>	1-0	<i>Neutral Site Overtime Record</i>	3-3
Kermit Davis	8-6	Rick Stansbury	15-16
<i>Home Overtime Record</i>	5-3	<i>Home Overtime Record</i>	7-6
<i>Road Overtime Record</i>	3-3	<i>Road Overtime Record</i>	6-7
<i>Neutral Site Overtime Record</i>	2-0	<i>Neutral Site Overtime Record</i>	2-3
Ron Greene	2-0	Rick Ray	3-1
<i>Home Overtime Record</i>	2-0	<i>Home Overtime Record</i>	3-1
Jim Hatfield	3-3	Ben Howland	0-2
<i>Home Overtime Record</i>	3-2	<i>Home Overtime Record</i>	0-2
<i>Road Overtime Record</i>	0-1		

OVERTIME FOES

TEAM	RECORD	TEAM	RECORD
Alabama	6-7	South Alabama	1-0
Alaska-Fairbanks	1-0	South Carolina	3-0
Arkansas	2-1	Tennessee	6-2
Auburn	6-4	Texas	1-0
Baylor	1-0	Texas A&M	1-1
BYU	0-1	Troy	2-0
California	0-1	Tulane	0-1
Drake	1-0	UAB	0-1
Florida	0-3	UMass	0-1
Florida State	1-0	Vanderbilt	2-5
Georgia	3-3		
Georgia Tech	1-0		
Houston	0-1		
Idaho	0-1		
Kentucky	4-5		
Loyola	1-0		
LSU	3-4		
Memphis	1-0		
Missouri-Kansas City	0-1		
Montana	1-0		
Morehead State	1-0		
NE Louisiana	0-1		
Northwestern State	0-1		
Oklahoma	1-0		
Ole Miss	6-4		
Old Dominion	0-1		
San Diego	0-1		
Santa Clara	2-0		
Southern Mississippi	1-0		
SW Louisiana	1-0		

1 LAMAR PETERS



Freshman | Guard

6-0 | 188

New Orleans, LA

Landry-Walker HS

Season Highs

Points: 25, Kentucky 1-17-17
FGM: 9, 2x, last vs Kentucky 1-17-17
FGA: 16, Kentucky 1-17-17
3FGM: 7, Missouri 1-25-17
3FGA: 11, Missouri 1-25-17
FTM: 11, TAMU 1-14-17
FTA: 11, 2x, last vs Auburn 2-7-17
Rebounds: 7, Kentucky 1-17-17
Assists: 7, 4x, last vs Georgia 2-14-17
Blocks: 2, Southern Miss 12-19-16
Steals: 5, TAMU 1-14-17
Minutes: 36, Auburn 2-7-17

Peters' Notes . . .

-Made his collegiate debut against Norfolk State on November 11, 2016

- Earned his first-career steal against Boise State.

-Led the team in 3-pointers with 4 against UTEP.

-Had a career-high 3 steals against ETSU.

-Earned his first career (2) blocks against Southern Miss.

-Had career-high 5 steals vs. Texas A&M and was 11-of-11 at FTL.

-Had a career-high rebounds (7) against Kentucky.

-Had a career-high (7) assists against Tennessee.

-Had career-high (7) three-pointers made against Missouri.

-Tied his career-high (7) assists for the third time against Auburn.

-Had career-high (36) minutes at Auburn.

-Named to the SEC All-Freshman team.

2016-17 Game-By-Game

Opponent	MIN	FG	Pct.	3FG	Pct.	FT	Pct.	O-D-R	PF	A	TO	B	S	PTS
N11 Norfolk State	15	0-3	.000	0-2	.000	0-0	.000	0-1-1	2	3	4	0	0	0
N17 Central Florida	-DNP-													
N18 Boise State	14	0-4	.000	0-3	.000	0-0	.000	1-0-1	3	1	0	0	1	0
N20 UTEP	23	4-6	.667	4-5	.800	1-1	1.000	0-1-1	3	4	1	0	0	13
N25 Lehigh	*	31	4-10	.400	3-7	.429	0-0	.000	0-2-2	1	1	1	0	11
N28 Northwestern State	-DNP-													
D1 Oregon State	15	3-6	.500	2-3	.667	2-2	1.000	0-1-1	4	3	1	0	2	10
D4 Georgia State	26	9-12	.750	6-9	.667	0-0	.000	1-5-6	2	4	1	0	0	24
D14 ETSU	22	3-10	.300	3-7	.429	1-2	.500	0-1-1	4	2	3	0	3	10
D19 Southern Miss	23	5-11	.455	4-7	.571	1-1	1.000	0-3-3	3	5	0	2	0	15
D22 Morehead State	24	1-4	.250	1-4	.250	0-0	.000	0-1-1	2	0	0	0	0	3
D29 UMKC	22	3-5	.600	0-1	.000	1-3	.333	0-1-1	5	2	2	1	0	7
J3 Alabama	21	4-9	.444	1-4	.250	0-0	.000	0-1-1	5	4	1	0	2	9
J7 LSU	*	27	4-10	.400	2-5	.400	5-6	.833	0-1-1	2	5	3	0	15
J10 Arkansas	*	30	5-12	.417	4-10	.400	0-0	.000	0-3-3	1	2	3	0	14
J14 Texas A&M	*	31	1-7	.143	1-5	.200	11-11	1.000	1-1-2	1	4	3	0	5
J17 Kentucky	*	35	9-16	.563	2-5	.400	5-8	.625	1-6-7	3	2	5	0	25
J21 Tennessee	*	26	4-10	.400	1-5	.200	2-2	1.000	0-2-2	2	7	0	0	11
J25 Missouri	*	20	8-12	.667	7-11	.636	0-0	.000	1-0-1	4	2	1	1	23
J28 Alabama	*	34	4-12	.333	2-6	.333	3-5	.600	0-0-0	3	3	8	0	13
J31 Ole Miss	*	24	5-10	.500	2-5	.400	4-4	1.000	0-2-2	1	4	4	0	16
F4 Tennessee	*	34	1-8	.125	0-6	.000	2-4	.500	0-2-2	2	7	2	0	4
F7 Auburn	*	36	5-12	.417	3-8	.375	10-11	.909	0-2-2	4	7	4	0	23
F11 South Carolina	*	19	1-6	.167	1-5	.200	0-0	.000	0-2-2	1	3	4	0	3
F14 Georgia	*	27	5-15	.333	3-7	.429	1-2	.500	4-1-5	4	7	4	0	14
F18 Florida	*	28	3-12	.250	1-8	.125	1-2	.500	1-4-5	4	2	1	0	8
F21 Ole Miss	*	26	1-8	.125	1-6	.167	0-3	.000	0-1-1	4	3	2	0	3
F25 Vanderbilt	*	26	1-7	.143	0-3	.000	5-6	.833	0-3-3	3	2	3	0	7
F28 South Carolina	*	23	2-8	.250	1-4	.250	1-2	.500	1-4-5	4	4	3	1	6
M4 LSU	19	2-5	.400	1-4	.250	0-0	.000	0-1-1	2	2	1	0	1	5
M8-12 SEC Tournament														

CAREER STATS FOR LAMAR PETERS

Year	GP-GS	Min/Avg	FG-FGA	Pct	3FM-3GA	Pct	FT-FTA	Pct	Rebs	PF-D	Asst	TO	Blk	Stl	Pts/Avg
2016-17	28-17	701/25.0	97-250	.388	56-155	.361	56-75	.747	63-2.3	79-2	95	65	5	31	306/10.9

2 ELI WRIGHT



Freshman | Gaurd

6-4 | 203

Owensboro, KY

22 Feet Academy

Season Highs

Points: 11, NWST 11-28-16
FGM: 4, twice, last vs LSU 1-7-17
FGA: 5, NWST 11-28-16
3FGM: 1, twice, last vs LSU 1-7-17
3FGA: 2, twice, last vs Oregon State 12-1-16
FTM: 3, 5x last vs Oregon State 12-1-16
FTA: 5, NWST 11-28-16
Rebounds: 7, NWST 11-28-16
Assists: 3, Boise State 11-18-16
Blocks: 1, 3x, last vs Auburn 2-7-17
Steals: 2, Oregon State 12-1-16
Minutes: 31, NWST 11-28-16

Wright's Notes . . .

-Made his collegiate debut against Norfolk State.

-Earned his first collegiate points with 2 against UCF.

-Earned his first collegiate block against UTEP.

-Had a career-high 31 minutes against Northwestern State.

-Had a career-high 11 points against Northwestern State.

-Had a career-high 2 steals against Oregon State.

-Best SEC game was 9 points at LSU and at Auburn.

-Shot at 100% against Auburn and was 1-2 from the FT line.

-Reached his 100th career-point against LSU.

2016-17 Game-By-Game

Opponent	MIN	FG	Pct.	3FG	Pct.	FT	Pct.	O-D-R	PF	A	TO	B	S	PTS
N11 Norfolk State	13	0-2	.000	0-1	.000	0-0	.000	0-1-1	4	0	0	0	0	0
N17 Central Florida	15	0-2	.000	0-2	.000	2-2	1.000	0-0-0	4	0	1	0	0	2
N18 Boise State	15	0-1	.000	0-1	.000	2-2	1.000	0-0-0	2	3	1	0	1	0
N20 UTEP	10	0-3	.000	0-1	.000	0-0	.000	0-1-1	0	0	0	1	0	0
N25 Lehigh	18	0-2	.000	0-1	.000	2-2	1.000	0-1-1	0	0	1	0	1	2
N28 Northwestern State *	31	4-5	.800	0-1	.000	3-5	.600	3-4-7	4	1	1	0	1	11
D1 Oregon State	19	3-4	.750	1-2	.500	3-4	.750	0-3-3	1	1	0	0	2	10
D4 Georgia State	16	0-4	.000	0-2	.000	0-0	.000	1-1-2	0	0	1	0	0	0
D14 ETSU	12	1-1	1.000	0-0	.000	2-4	.500	0-0-0	2	0	0	0	0	4
D19 Southern Miss	-DNP-													
D22 Morehead State	3	0-2	.000	0-1	.000	0-0	.000	0-0-0	0	0	0	0	0	0
D29 UMKC	14	0-0	.000	0-0	.000	0-0	.000	0-2-2	1	0	1	0	0	0
J3 Alabama	1	0-0	.000	0-0	.000	0-0	.000	0-0-0	0	0	0	0	0	0
J7 LSU	11	4-4	1.000	1-1	1.000	0-2	.000	0-0-0	1	0	0	0	1	9
J10 Arkansas	3	1-2	.500	0-0	.000	0-0	.000	1-1-2	1	0	0	0	0	2
J14 Texas A&M	3	0-0	.000	0-0	.000	0-0	.000	0-0-0	0	0	0	0	0	0
J17 Kentucky	8	1-2	.500	0-0	.000	0-0	.000	0-0-0	2	0	0	0	1	2
J21 Tennessee	13	2-3	.667	0-1	.000	0-1	.000	1-4-5	5	0	0	1	0	4
J25 Missouri	17	3-4	.750	1-1	1.000	0-0	.000	0-0-0	1	0	1	0	0	7
J28 Alabama	15	2-3	.667	0-1	.000	1-1	1.000	1-0-1	1	0	0	0	0	5
J31 Ole Miss	20	0-1	.000	0-1	.000	2-2	1.000	2-1-3	1	1	4	0	0	2
F4 Tennessee	3	0-1	.000	0-0	.000	0-0	.000	1-0-1	2	0	0	0	0	0
F7 Auburn	21	3-3	1.000	2-2	1.000	1-2	.500	0-2-2	4	0	0	1	0	9
F11 South Carolina	21	2-4	.500	1-2	.500	2-2	1.000	1-3-4	4	0	2	0	0	7
F14 Georgia	16	1-1	1.000	0-0	.000	0-0	.000	0-1-1	2	1	0	0	2	2
F18 Florida	8	1-1	1.000	0-0	.000	0-0	.000	0-0-0	0	0	1	0	0	2
F21 Ole Miss	-DNP-													
F25 Vanderbilt	12	1-1	1.000	1-1	1.000	2-2	1.000	1-3-4	0	0	0	0	0	5
F28 South Carolina	23	2-4	.500	1-2	.500	0-0	.000	1-2-3	4	0	1	0	1	5
M4 LSU	8	3-5	.600	2-2	1.000	0-0	.000	1-1-2	2	0	0	0	0	8

M8-12 SEC Tournament

CAREER STATS FOR ELI WRIGHT

Year	GP-GS	Min/Avg	FG-FGA	Pct	3FM-3GA	Pct	FT-FTA	Pct	Rebs	PF-D	Ast	TO	Blk	Stl	Pts/Avg
2016-17	28-1	370/13.2	34-65	.523	10-26	.385	22-31	.710	44-1.6	48-1	7	15	3	10	100/3.6

3 XAVIAN STAPLETON



Sophomore | Guard

6-6 | 195

Flora, MS

Madison Central HS

Season Highs

Points: 14, 2x, last vs LSU 3-4-17
FGM: 6, 2x, last vs LSU 3-4-17
FGA: 13, Tennessee 2-4-17
3FGM: 2, 2x, last vs LSU 3-4-17
3FGA: 4, Kentucky 1-17-17
FTM: 6, Arkansas 1-10-17
FTA: 7, Arkansas 1-10-17
Rebounds: 11, Tennessee 2-4-17
Assists: 1, 5x, last vs LSU 3-4-17
Blocks: 2, Ole Miss 2-21-17
Steals: 4, Tennessee 2-4-17
Minutes: 28, South Carolina 2-11-17

Stapleton's Notes . . .

-Appeared in his first game at MSU against Southern Miss after being out for an ACL injury.

-Had 8 points, 1 block, 2 steals and 1 rebound in his first appearance as a Bulldog.

-Season high of (10) points came at Arkansas.

-Had his fourth career start.

-Earned his first career double-double against Tennessee. With career high (14) points and (11) rebounds.

-Had a career high (4) steals against Tennessee.

-Had a career high (28) minutes against South Carolina.

-Reached his 100th-career point against South Carolina.

-Has now scored in double-digits 6 times after having 14 points against LSU.

-Tied his career-high (14) points against LSU.

2016-17 Game-By-Game

Opponent	MIN	FG	Pct.	3FG	Pct.	FT	Pct.	O-D-R	PF	A	TO	B	S	PTS
N11 Norfolk State	-DNP-													
N17 Central Florida	-DNP-													
N18 Boise State	-DNP-													
N20 UTEP	-DNP-													
N25 Lehigh	-DNP-													
N28 Northwestern State	-DNP-													
D1 Oregon State	-DNP-													
D4 Georgia State	-DNP-													
D14 ETSU	-DNP-													
D19 Southern Miss	11	3-5	.600	2-2	1.000	0-0	.000	0-1-1	2	0	0	1	2	8
D22 Morehead State	* 15	2-4	.500	1-2	.500	0-0	.000	1-2-3	2	0	0	1	2	5
D29 UMKC	18	3-7	.429	1-3	.333	2-4	.500	0-2-2	1	1	2	1	2	9
J3 Alabama	* 14	2-5	.400	0-2	.000	1-2	.500	0-1-1	2	0	0	0	1	5
J7 LSU	4	2-3	.667	0-1	.000	0-0	.000	0-0-0	0	0	0	0	1	4
J10 Arkansas	14	2-5	.400	0-2	.000	6-7	.857	3-4-7	2	0	0	0	1	10
J14 Texas A&M	7	1-2	.500	0-0	.000	1-2	.500	0-0-0	4	0	0	0	0	3
J17 Kentucky	17	3-7	.429	1-4	.250	2-2	1.000	0-0-0	5	0	3	0	1	9
J21 Tennessee	17	1-4	.250	0-2	.000	1-4	.250	1-1-2	4	0	1	0	0	3
J25 Missouri	* 10	2-5	.400	1-1	1.000	0-0	.000	1-0-1	3	0	1	0	0	5
J28 Alabama	8	2-4	.500	1-2	.500	0-1	.000	1-2-3	5	0	1	0	0	5
J31 Ole Miss	18	2-5	.400	0-3	.000	2-3	.667	0-1-1	1	1	0	0	1	6
F4 Tennessee	26	6-13	.462	1-3	.333	1-2	.500	5-6-11	4	1	1	1	4	14
F7 Auburn	22	1-2	.500	0-1	.000	1-3	.333	0-1-1	4	0	2	1	0	3
F11 South Carolina	* 28	4-7	.571	1-3	.333	2-2	1.000	1-2-3	3	1	1	0	0	11
F14 Georgia	18	4-8	.500	3-4	.750	0-0	.000	2-1-3	2	0	2	1	0	11
F18 Florida	16	2-8	.250	0-2	.000	1-3	.333	2-3-5	2	0	0	0	0	5
F21 Ole Miss	22	4-10	.400	0-3	.000	3-3	1.000	3-6-9	5	0	1	2	1	11
F25 Vanderbilt	21	1-2	.500	1-2	.500	2-2	1.000	0-1-1	4	1	2	1	1	5
F28 South Carolina	* 16	0-2	.000	0-2	.000	0-0	.000	0-0-0	5	0	0	0	0	0
M4 LSU	20	6-9	.667	2-3	.667	0-1	.000	1-1-2	3	1	0	1	2	14
M8-12 SEC Tournament														

CAREER STATS FOR XAVIAN STAPLETON

Year	GP-GS	Min/Avg	FG-FGA	Pct	3FM-3GA	Pct	FT-FTA	Pct	Rebs	PF-D	Ast	TO	Blk	Stl	Pts/Avg
2016-17	21-5	342/16.3	53-117	.453	15-47	.319	25-41	.610	56-2.7	63-4	6	17	10	19	146/7.0

4 MARIO KEGLER



Freshman | Guard

6-7 | 220

Jackson, MS

Oak Hill Academy

Season Highs

Points: 17, Tennessee 2-4-17
FGM: 6, 2x last vs Kentucky 1-17-17
FGA: 13, Georgia State 12-4-16
3FGM: 4, 2x, last vs Tennessee 2-4-17
3FGA: 8, Georgia State 12-4-16
FTM: 5, 2x, last vs Missouri 1-25-17
FTA: 7, Missouri 1-25-17
Rebounds: 9, 3x, last Tennessee 2-4-17
Assists: 5, Arkansas 1-10-17
Blocks: 1, 5x, last vs South Carolina 2-28-17
Steals: 2, 3x, last vs UMKC 12-29-16
Minutes: 35, ETSU 12-14-16

Kegler's Notes . . .

-Earned his first-career start during his collegiate debut against Norfolk State.

-Had a career-high 5 rebounds against UCF on November 17, 2016.

-Had a career-high 12 points against Boise State on November 18, 2016.

-Career-high 9 rebounds against Lehigh.

-Had a career-high 16 points against Georgia State.

-Tied his career-high 2 steals against Georgia State.

-Had a career and team-high 5 assists against Arkansas.

-Best SEC game was against Missouri with 16 points and 5 rebounds.

-Has scored in double-digits in 16 of 29 games played.

-Had a career-high (17) points and tied his career-high (9) rebounds against Tennessee.

-Third on the team with (36) made 3-pointers.

2016-17 Game-By-Game

Opponent	MIN	FG	Pct.	3FG	Pct.	FT	Pct.	O-D-R	PF	A	TO	B	S	PTS
N11 Norfolk State	*	26	2-6	.333	2-4	.500	2-2	1.000	0-2-2	4	1	2	0	8
N17 Central Florida	*	22	3-7	.429	1-2	.500	0-0	.000	1-4-5	4	0	3	0	7
N18 Boise State	*	26	4-6	.667	2-4	.500	2-3	.667	1-3-4	2	0	3	0	12
N20 UTEP	*	27	2-10	.200	0-4	.000	2-2	1.000	1-7-8	1	0	0	0	6
N25 Lehigh	*	32	4-12	.333	1-3	.333	3-4	.750	4-5-9	2	0	3	0	12
N28 Northwestern State	*	30	4-12	.333	0-3	.000	0-0	.000	0-2-2	2	0	1	0	8
D1 Oregon State	*	28	4-5	.800	2-2	1.000	2-3	.667	1-2-3	1	1	3	0	12
D4 Georgia State	*	30	6-13	.462	4-8	.500	0-0	.000	1-3-4	1	3	2	0	16
D14 ETSU	*	35	5-7	.714	1-2	.500	1-3	.333	1-7-8	3	1	1	1	12
D19 Southern Miss	*	19	2-6	.333	1-4	.250	0-0	.000	0-7-7	3	1	0	0	5
D22 Morehead State		26	3-8	.375	0-4	.000	1-5	.200	3-4-7	0	1	0	0	7
D29 UMKC	*	25	2-8	.250	2-4	.500	2-3	.667	2-5-7	1	0	1	0	8
J3 Alabama	*	33	4-9	.444	0-5	.000	4-6	.667	1-6-7	2	0	1	0	12
J7 LSU	*	27	2-7	.286	2-5	.400	5-6	.833	1-6-7	3	0	2	0	11
J10 Arkansas	*	28	2-5	.400	0-2	.000	3-6	.500	0-3-3	4	5	3	0	7
J14 Texas A&M	*	28	1-7	.143	0-2	.000	2-5	.400	0-5-5	1	0	1	1	4
J17 Kentucky	*	32	6-10	.600	1-3	.333	0-2	.000	2-6-8	3	2	2	1	13
J21 Tennessee	*	25	3-6	.500	2-3	.667	2-2	1.000	1-2-3	2	0	2	0	10
J25 Missouri	*	34	5-9	.556	1-4	.250	5-7	.714	2-3-5	2	2	0	0	16
J28 Alabama	*	27	2-7	.286	1-2	.500	0-2	.000	0-5-5	4	4	3	1	5
J31 Ole Miss	*	32	2-6	.333	2-5	.400	2-3	.667	0-6-6	3	3	4	0	8
F4 Tennessee	*	33	5-10	.500	4-6	.667	3-5	.600	2-7-9	3	1	1	0	17
F7 Auburn	*	20	5-6	.833	3-3	1.000	3-3	1.000	0-4-4	5	2	1	0	16
F11 South Carolina	*	32	7-10	.700	2-4	.500	0-1	.000	3-3-6	3	2	2	1	16
F14 Georgia	*	32	5-9	.556	2-4	.500	2-3	.667	1-5-6	2	2	1	0	14
F18 Florida	*	29	2-7	.286	0-3	.000	0-0	.000	2-2-4	0	1	1	1	4
F21 Ole Miss	*	31	6-11	.545	1-4	.250	2-2	1.000	3-5-8	5	1	4	0	15
F25 Vanderbilt	*	26	2-6	.333	1-3	.333	2-2	1.000	1-4-5	4	0	3	0	7
F28 South Carolina	*	26	3-9	.333	2-6	.333	4-4	1.000	0-4-4	4	2	5	1	12
M4 LSU	*	31	3-9	.333	0-5	.000	2-2	1.000	2-4-6	0	1	2	0	8

M8-12 SEC Tournament

CAREER STATS FOR MARIO KEGLER

Year	GP-GS	Min/Avg	FG-FGA	Pct	3FM-3GA	Pct	FT-FTA	Pct	Rebs	PF-D	Asst	TO	Blk	Stl	Pts/Avg
2016-17	30-29	852/28.4	106-243	.436	40-113	.354	56-86	.651	167-5.6	74-2	36	58	7	22	308/10.3

5 JOE STRUGG



R- Freshman| Forward

6-9 | 196

Montgomery, AL

G.W. Carver HS

Season Highs

Points: 3, Southern Miss 12-19-16
FGM: 1, Southern Miss 12-19-16
FGA: 2, Southern Miss 12-19-16
3FGM: 1, Southern Miss 12-19-16
3FGA: 2, Southern Miss 12-19-16
FTM: --
FTA: --
Rebounds: 1, 3x, last vs UMKC 12-29-16
Assists: --
Blocks: --
Steals: --
Minutes: 6, Southern Miss 12-19-16

Strugg's Notes . . .

-Earned his first collegiate minutes played with 2 against UCF on November 17, 2016.

-Had a career-high 1 rebound against Oregon State.

-Had a career high 6 minutes and 3 points against Southern Miss.

-Has not appeared in any SEC games.

-Did not travel to Alabama because he was sick.

2016-17 Game-By-Game

Opponent	MIN	FG	Pct.	3FG	Pct.	FT	Pct.	O-D-R	PF	A	TO	B	S	PTS
N11 Norfolk State	-DNP-													
N17 Central Florida	2	0-0	.000	0-0	.000	0-0	.000	0-0-0	0	0	0	0	0	0
N18 Boise State	-DNP-													
N20 UTEP	-DNP-													
N25 Lehigh	-DNP-													
N28 Northwestern State	4	0-1	.000	0-0	.000	0-0	.000	0-0-0	1	0	0	0	0	0
D1 Oregon State	1	0-0	.000	0-0	.000	0-0	.000	0-1-1	0	0	0	0	0	0
D4 Georgia State	1	0-1	.000	0-1	.000	0-0	.000	0-1-1	0	0	0	0	0	0
D14 ETSU	-DNP-													
D19 Southern Miss	6	1-2	.500	1-2	.500	0-0	.000	0-0-0	1	0	3	0	0	3
D22 Morehead State	-DNP-													
D29 UMKC	1	0-0	.000	0-0	.000	0-0	.000	0-1-1	0	0	1	0	0	0
J3 Alabama	-DNP-													
J7 LSU	-DNP-													
J10 Arkansas	-DNP-													
J14 Texas A&M	-DNP-													
J17 Kentucky	-DNP-													
J21 Tennessee	-DNP-													
J25 Missouri	-DNP-													
J28 Alabama	-DNP-													
J31 Ole Miss	-DNP-													
F4 Tennessee	-DNP-													
F7 Auburn	-DNP-													
F11 South Carolina	-DNP-													
F14 Georgia	-DNP-													
F18 Florida	-DNP-													
F21 Ole Miss	-DNP-													
F25 Vanderbilt	-DNP-													
F28 South Carolina	-DNP-													
M4 LSU	-DNP-													
M8-12 SEC Tournament														

CAREER STATS FOR JOE STRUGG

Year	GP-GS	Min/Avg	FG-FGA	Pct	3FM-3GA	Pct	FT-FTA	Pct	Rebs	PF-D	Ast	TO	Blk	Stl	Pts/Avg
2016-17	6-0	15/2.5	1-4	.250	1-3	.333	0-0	.000	3-0.5	2-0	0	4	0	0	3/0.5

11 QUINNDARY WEATHERSPOON



Sophomore | Guard

6-4 | 205

Canton, MS

Velma Jackson HS

Season Highs

Points: 29, Missouri 1-25-17
FGM: 11, Missouri 1-25-17
FGA: 18, 2x, last vs Tennessee 2-4-17
3FGM: 6, Arkansas 1-10-17
3FGA: 8, 2x, last vs UMKC 12-29-16
FTM: 7, ETSU 12-14-16
FTA: 8, 2x, last vs Morehead State 12-22-16
Rebounds: 9, 2x, last vs Auburn 2-7-17
Assists: 5, South Carolina 2-11-17
Blocks: 2, 2x, last vs LSU 1-7-17
Steals: 4, 5x last vs Ole Miss 2-21-17
Minutes: 40, Ole Miss 2-21-17

Career Highs

Points: 29, Missouri 1-25-17
FGM: 11, Missouri 1-25-17
FGA: 18, UCF 11-17-16
3FGM: 6, Arkansas 1-10-17
3FGA: 8, 3x, last vs UMKC 12-29-16
FTM: 8, Vanderbilt, 2-16-16
FTA: 10, Vanderbilt, 2-16-16
Rebounds: 14, Missouri, 1-30-16
Assists: 5, South Carolina 2-11-17
Blocks: 2, 3x, last vs LSU 1-7-17
Steals: 4, 3x, last vs Georgia State 12-4-16
Minutes: 41, Alabama, 2-2-16

2016-17 Game-By-Game

Opponent	MIN	FG	Pct.	3FG	Pct.	FT	Pct.	O-D-R	PF	A	TO	B	S	PTS
N11 Norfolk State	*	30	9-16	.563	2-5	.400	2-2	1.000	2-4-6	2	2	2	1	22
N17 Central Florida	*	35	6-18	.333	2-5	.400	5-5	1.000	2-5-7	0	4	1	1	19
N18 Boise State	*	35	9-12	.750	1-3	.333	6-7	.857	1-3-4	1	2	2	0	25
N20 UTEP	*	36	2-9	.222	0-2	.000	5-7	.714	0-3-3	3	2	0	0	9
N25 Lehigh	-DNP-													
N28 Northwestern State	-DNP-													
D1 Oregon State	*	30	6-7	.857	4-5	.800	5-6	.833	1-3-4	3	0	4	0	21
D4 Georgia State	*	27	5-12	.417	2-8	.250	2-2	1.000	1-2-3	4	3	3	0	14
D14 ETSU	*	32	3-14	.214	0-4	.000	7-8	.875	3-4-7	2	1	3	0	13
D19 Southern Miss	*	26	4-8	.500	4-4	1.000	4-4	1.000	1-0-1	2	2	2	0	16
D22 Morehead State	*	36	10-17	.588	1-3	.333	6-8	.759	1-4-5	2	3	1	0	27
D29 UMKC	*	25	9-15	.600	5-8	.625	2-5	.400	2-5-7	2	4	2	0	25
J3 Alabama	*	33	2-11	.182	1-6	.167	2-2	1.000	2-3-5	4	2	4	0	7
J7 LSU	*	33	6-11	.545	1-3	.333	1-2	.500	4-3-7	2	1	6	2	14
J10 Arkansas	*	34	8-11	.727	6-7	.857	3-4	.750	2-4-6	2	2	0	0	25
J14 Texas A&M	*	33	5-8	.625	3-5	.600	0-0	.000	0-1-1	2	1	1	0	13
J17 Kentucky	*	27	6-12	.500	1-5	.200	2-4	.500	1-2-3	5	2	3	0	15
J21 Tennessee	*	29	3-8	.375	1-2	.500	4-5	.800	0-1-1	2	0	3	0	11
J25 Missouri	*	32	11-17	.647	2-6	.333	5-6	.833	1-7-8	1	4	2	0	29
J28 Alabama	*	35	4-14	.286	1-4	.250	2-2	1.000	2-5-7	4	1	4	0	11
J31 Ole Miss	*	34	7-17	.412	2-5	.400	0-0	.000	0-2-2	1	1	2	0	16
F4 Tennessee	*	37	3-18	.167	0-5	.000	1-6	.167	2-7-9	2	0	1	1	7
F7 Auburn	*	36	8-17	.471	3-5	.600	6-6	1.000	1-8-9	3	0	3	0	25
F11 South Carolina	*	28	1-5	.200	0-2	.000	3-4	.750	0-5-5	4	5	2	0	5
F14 Georgia	*	29	5-13	.385	0-4	.000	4-4	1.000	1-5-6	2	1	4	0	14
F18 Florida	*	32	8-20	.400	1-8	.125	0-0	.000	1-3-4	3	1	2	0	17
F21 Ole Miss	*	40	7-14	.500	0-2	.000	0-0	.000	3-5-8	4	4	2	1	14
F25 Vanderbilt	*	31	6-11	.545	3-3	1.000	0-0	.000	0-5-5	1	2	1	0	15
F28 South Carolina	-DNP-													
M4 LSU	*	26	8-11	.727	1-2	.500	1-3	.333	3-3-6	3	2	1	0	18
M8-12 SEC Tournament														

Weatherspoon's Notes . . .

- Tabbed first-team All-SEC by league coaches and second-team by the media.

- Played through a wrist injury against UTEP on November 20, 2016. Missed two games and then returned to score 21 points against Oregon State.

- Has now totaled 20-plus points nine times in his career, eight times this year.

- On Jan 23., was named the SEC player of the week.

- Has scored in double-digits in 21 of 26 games played.

- Had a new season-high (8) rebounds and career-high (29) points against Missouri.

- Tied his season-high (9) rebounds against Auburn.

- Had a season low (5) points against South Carolina.

- Had career-high (5) assists against South Carolina at

- Did not play at South Carolina because of a foot injury.

- 18 points, 6 rebounds vs. LSU.

- Named second-team All-SEC.

CAREER STATS FOR QUINNDARY WEATHERSPOON

Year	GP-GS	Min/Avg	FG-FGA	Pct	3FM-3GA	Pct	FT-FTA	Pct	Rebs	PF-D	Asst	TO	Blk	Stl	Pts/Avg
2015-16	31-17	836/27.0	133-297	.448	43-109	.394	62-77	.805	146-4.7	75-1	43	45	16	42	371/12.0
2016-17	27-27	861/31.9	161-346	.465	47-121	.388	78-102	.765	139-5.1	66-1	52	61	7	46	447/16.6
Totals	58-44	1697/29.3	294-643	.457	90-230	.391	140-179	.782	285-4.9	141-2	95	106	23	88	818/14.1

12 DREW DAVIS



Junior | Guard

5-10 | 172

Atlanta, GA

Fort Walton Beach HS

Season Highs

Points: 6, Southern Miss 12-19-16

FGM: 2, Southern Miss 12-19-16

FGA: 1, Oregon State 12-1-16

3FGM: 2, Southern Miss 12-19-16

3FGA: 1, Oregon State 12-1-16

FTM: --

FTA: --

Rebounds: --

Assists: --

Blocks: --

Steals: --

Minutes: 5, Southern Miss 12-19-16

Davis' Notes . . .

-Had a career-high 5 minutes against Southern Miss.

-Was 2-2 with 3-pointers against Southern Miss.

-Had a career-high 6 points against Southern Miss.

-Played in his 5th game this season.

2016-17 Game-By-Game

Opponent	MIN	FG	Pct.	3FG	Pct.	FT	Pct.	O-D-R	PF	A	TO	B	S	PTS
N11 Norfolk State	-DNP-													
N17 Central Florida	-DNP-													
N18 Boise State	-DNP-													
N20 UTEP	-DNP-													
N25 Lehigh	-DNP-													
N28 Northwestern State	-DNP-													
D1 Oregon State	1	0-1	.000	0-1	.000	0-0	.000	0-0-0	0	0	0	0	0	0
D4 Georgia State	2	0-0	.000	0-1	.000	0-0	.000	0-0-0	0	0	0	0	0	0
D14 ETSU	-DNP-													
D19 Southern Miss	5	2-3	.667	2-2	1.000	0-0	.000	0-0-0	0	1	2	0	0	6
D22 Morehead State	-DNP-													
D29 UMKC	2	1-1	1.000	0-0	.000	0-0	.000	0-0-0	0	0	0	0	0	2
J3 Alabama	-DNP-													
J7 LSU	-DNP-													
J10 Arkansas	-DNP-													
J14 Texas A&M	-DNP-													
J17 Kentucky	-DNP-													
J21 Tennessee	-DNP-													
J25 Missouri	1	0-1	.000	0-0	.000	0-0	.000	1-0-1	0	0	0	0	0	0
J28 Alabama	-DNP-													
J31 Ole Miss	-DNP-													
F4 Tennessee	-DNP-													
F7 Auburn	-DNP-													
F11 South Carolina	-DNP-													
F14 Georgia	-DNP-													
F18 Florida	-DNP-													
F21 Ole Miss	-DNP-													
F25 Vanderbilt	-DNP-													
F28 South Carolina	-DNP-													
M4 LSU	-DNP-													
M8-12 SEC Tournament														

CAREER STATS FOR DREW DAVIS

Year	GP-GS	Min/Avg	FG-FGA	Pct	3FM-3GA	Pct	FT-FTA	Pct	Rebs	PF-D	Asst	TO	Blk	Stl	Pts/Avg
2016-17	5-0	11/2.2	3-6	.500	2-3	.667	0-0	.000	1-0.2	0-0	1	2	0	0	8/1.6

13 NICK SINGLETON



Sophomore | Guard

6-5 | 194

Decatur, GA

Columbia HS

Season Highs

Points: 5, NWST 11-28-16
 FGM: 2, NWST 11-28-16
 FGA: 4, NWST 11-28-16
 3FGM: 1, NWST 11-28-16
 3FGA: 2, NWST 11-28-16
 FTM: --
 FTA: --
 Rebounds: 2, UCF, 11-17-16
 Assists: --
 Blocks: --
 Steals: 1, NWST 11-28-16
 Minutes: 13, NWST 11-28-16

2016-17 Game-By-Game

Opponent	MIN	FG	Pct.	3FG	Pct.	FT	Pct.	O-D-R	PF	A	TO	B	S	PTS
N11 Norfolk State	-DNP-													
N17 Central Florida	2	0-0	.000	0-0	.000	0-0	.000	1-1-2	0	0	0	0	0	0
N18 Boise State	-DNP-													
N20 UTEP	-DNP-													
N25 Lehigh	-DNP-													
N28 Northwestern State	13	2-4	.500	1-2	.500	0-0	.000	0-1-1	1	0	0	0	1	5
D1 Oregon State	1	0-0	.000	0-0	.000	0-0	.000	0-0-0	0	0	0	0	0	0
D4 Georgia State	2	0-1	.000	0-0	.000	0-0	.000	0-0-0	1	0	0	0	0	0
D14 ETSU	-DNP-													
D19 Southern Miss	6	0-1	.000	0-1	.000	0-0	.000	0-0-0	0	1	1	1	0	0
D22 Morehead State	-DNP-													
D29 UMKC	-DNP-													
J3 Alabama	-DNP-													
J7 LSU	-DNP-													
J10 Arkansas	-DNP-													
J14 Texas A&M	-DNP-													
J17 Kentucky	-DNP-													
J21 Tennessee	1	0-0	.000	0-0	.000	0-0	.000	0-0-0	0	0	0	0	0	0
J25 Missouri	-DNP-													
J28 Alabama	-DNP-													
J31 Ole Miss	-DNP-													
F4 Tennessee	-DNP-													
F7 Auburn	-DNP-													
F11 South Carolina	-DNP-													
F14 Georgia	-DNP-													
F18 Florida	-DNP-													
F21 Ole Miss	-DNP-													
F25 Vanderbilt	-DNP-													
F28 South Carolina	-DNP-													
M4 LSU	-DNP-													
M8-12 SEC Tournament														

Singleton's Notes . . .

-Had his first collegiate appearance with 2 minutes against UCF on November 17, 2016

-Had a career-high 13 minutes against Northwestern State.

-Had a career-high 5 points against Northwestern State.

CAREER STATS FOR NICK SINGLETON

Year	GP-GS	Min/Avg	FG-FGA	Pct	3FM-3GA	Pct	FT-FTA	Pct	Rebs	PF-D	Ass	TO	Blk	Stl	Pts/Avg
2016-17	6-0	25/4.2	2-6	.333	1-3	.333	0-0	.000	3-0.5	2-0	1	1	1	1	5/0.8

15 I.J. READY



Senior | Guard

5-11 | 166

Rixey, AR

Parkview Magent HS

Season Highs

Points: 20, 2x, last vs. Ole Miss 2-21-17
FGM: 8, Lehigh 11-25-16
FGA: 17, Ole Miss 2-21-17
3FGM: 3, LSU 1-7-17
3FGA: 6, UCF, 11-17-16
FTM: 7, Ole Miss 2-21-17
FTA: 8, Ole Miss 2-21-17
Rebounds: 6, twice, last vs LSU 1-7-17
Assists: 13, LSU 3-4-17
Blocks: 1, Ole Miss 2-21-17
Steals: 5, 3x, last vs Arkansas 1-10-17
Minutes: 39, Ole Miss 2-21-17

Career Highs

Points: 25, Eastern Washington, 11-13-15
FGM: 8, twice, last vs Lehigh 11-25-16
FGA: 16, 4x, last vs Lehigh 11-25-16
3FGM: 4, Georgia, 1-24-15
3FGA: 7, 7x, last vs. Texas Southern, 12-2-15
FTM: 8, Eastern Washington, 11-13-15
FTA: 9, Eastern Washington, 11-13-15
Rebounds: 8, twice, last vs. Auburn, 1-21-15
Assists: 13, LSU 3-4-17
Blocks: 1, 2x, last vs LSU 3-4-17
Steals: 5, 3x, last vs. NWST 11-28-16
Minutes: 39, Ole Miss 2-21-17

2016-17 Game-By-Game

Opponent	MIN	FG	Pct.	3FG	Pct.	FT	Pct.	O-D-R	PF	A	TO	B	S	PTS
N11 Norfolk State	* 31	5-13	.385	1-2	.500	3-4	.750	0-3-3	2	7	0	0	0	14
N17 Central Florida	* 30	6-15	.400	1-6	.167	2-2	1.000	1-2-3	1	4	2	0	1	15
N18 Boise State	* 27	5-9	.556	1-2	.500	2-3	.667	1-2-3	2	6	0	0	3	13
N20 UTEP	* 30	2-6	.333	0-1	.000	2-2	1.000	1-1-2	3	3	3	0	1	6
N25 Lehigh	* 35	8-16	.500	1-3	.333	3-5	.600	0-6-6	1	5	1	0	1	20
N28 Northwestern State	* 34	4-6	.667	1-1	1.000	5-7	.714	0-3-3	1	6	5	0	5	14
D1 Oregon State	* 28	2-6	.333	0-3	.000	0-0	.000	0-1-1	1	5	4	0	5	4
D4 Georgia State	* 30	5-8	.625	1-3	.333	0-0	.000	0-3-3	3	5	0	0	1	11
D14 ETSU	* 33	0-4	.000	0-1	.000	0-0	.000	0-2-2	1	4	4	0	0	0
D19 Southern Miss	* 25	3-5	.600	0-0	.000	0-0	.000	1-3-4	0	8	2	0	4	6
D22 Morehead State	* 33	6-10	.600	1-3	.333	6-6	1.000	0-2-2	1	3	0	0	0	19
D29 UMKC	* 25	3-6	.500	0-2	.000	0-0	.000	1-1-2	1	5	2	0	1	6
J3 Alabama	* 34	2-5	.400	0-0	.000	2-2	1.000	0-1-1	1	3	1	0	2	6
J7 LSU	26	5-6	.833	3-4	.750	0-0	.000	0-6-6	2	8	1	0	0	13
J10 Arkansas	30	1-3	.333	0-0	.000	6-6	1.000	0-3-3	1	4	4	0	5	8
J14 Texas A&M	28	2-4	.500	0-1	.000	2-2	1.000	0-3-3	1	5	2	0	3	6
J17 Kentucky	29	1-1	1.000	0-0	.000	2-2	1.000	0-0-0	0	1	0	0	0	4
J21 Tennessee	26	2-7	.286	0-1	.000	4-4	1.000	0-2-2	1	4	2	0	2	8
J25 Missouri	34	0-1	.000	0-0	.000	0-0	.000	0-4-4	2	8	0	0	1	0
J28 Alabama	2	0-0	.000	0-0	.000	0-0	.000	0-0-0	0	0	0	0	0	0
J31 Ole Miss	-DNP-													
F4 Tennessee	-DNP-													
F7 Auburn	-DNP-													
F11 South Carolina	-DNP-													
F14 Georgia	22	2-6	.333	0-2	.000	0-0	.000	1-1-2	2	1	1	0	2	4
F18 Florida	* 35	1-5	.200	0-0	.000	0-0	.000	1-3-4	2	3	1	0	1	2
F21 Ole Miss	* 39	6-17	.353	1-3	.333	7-8	.875	0-5-5	2	5	4	1	3	20
F25 Vanderbilt	* 27	0-4	.000	0-1	.000	0-0	.000	0-0-0	1	1	2	0	1	0
F28 South Carolina	* 33	2-11	.182	0-3	.000	2-2	1.000	0-2-2	1	3	4	0	1	6
M4 LSU	* 31	3-6	.500	0-0	.000	1-1	1.000	0-4-4	1	13	5	0	1	7

M8-12 SEC Tournament

Ready's Notes . . .

-Needs 132 more points to be the 37th player to reach 1000.

-His 149 steals tie him for the 9th most in school history.

-Had a season-high (4) steals and (8) assists.

-Tied his season-high assists (8) and rebounds (6) against LSU.

-Tied his season-high (8) assists against Missouri.

-Returned from injury for Georgia after missing four games.

-Is currently 6th in school history with 377 assists.

-Had a career-high (39) minutes against Ole Miss.

-Had a career-high 13 assists against LSU.

CAREER STATS FOR I.J. READY

Year	GP-GS	Min/Avg	FG-FGA	Pct	3FM-3GA	Pct	FT-FTA	Pct	Rebs	PF-D	Asst	TO	Blk	Stl	Pts/Avg
2013-14	26-21	626/24.1	59-159	.371	17-48	.354	18-21	.857	55-2.1	31-1	69	41	0	32	153/5.9
2014-15	29-21	744/25.7	87-218	.399	28-95	.295	37-42	.881	57-2.0	46-0	71	41	0	37	239/8.2
2015-16	30-22	886/29.5	103-247	.417	26-91	.286	45-56	.804	79-2.6	56-1	134	48	1	39	277/9.2
2016-17	26-18	757/29.1	76-180	.422	11-42	.262	49-56	.875	70-2.7	34-0	120	50	1	44	212/8.2
Totals	111-82	3013/27.1	325-804	.404	82-276	.297	149-175	.851	261-2.4	167-2	394	180	2	152	881/7.9

20 MILES WASHINGTON



Freshman | Center

6-7 | 202

New Albany, MS

New Albany HS

Season Highs

Points: 2, UMKC 12-29-16
 FGM: 1, UMKC 12-29-16
 FGA: 2, UMKC 12-29-16
 3FGM: --
 3FGA: 1, UMKC 12-29-16
 FTM: --
 FTA: --
 Rebounds: --
 Assists: --
 Blocks: 1, Southern Miss 12-19-16
 Steals: --
 Minutes: 6, Southern Miss 12-19-16

Washington's Notes . . .

-Had a career-high 2 minutes against Georgia State.

-Earned his first career points against UMKC.

2016-17 Game-By-Game

Opponent	MIN	FG	Pct.	3FG	Pct.	FT	Pct.	O-D-R	PF	A	TO	B	S	PTS
N11 Norfolk State	-DNP-													
N17 Central Florida	-DNP-													
N18 Boise State	-DNP-													
N20 UTEP	-DNP-													
N25 Lehigh	-DNP-													
N28 Northwestern State	-DNP-													
D1 Oregon State	1	0-0	.000	0-0	.000	0-0	.000	0-0-0	1	0	0	0	0	0
D4 Georgia State	2	0-0	.000	0-0	.000	0-0	.000	0-0-0	0	0	0	0	0	0
D14 ETSU	-DNP-													
D19 Southern Miss	6	0-0	.000	0-0	.000	0-0	.000	0-0-0	0	0	0	1	0	0
D22 Morehead State	-DNP-													
D29 UMKC	2	1-2	.500	0-1	.000	0-0	.000	0-0-0	0	0	0	0	0	2
J3 Alabama	-DNP-													
J7 LSU	-DNP-													
J10 Arkansas	-DNP-													
J14 Texas A&M	-DNP-													
J17 Kentucky	-DNP-													
J21 Tennessee	-DNP-													
J25 Missouri	1	0-1	.000	0-0	.000	0-0	.000	0-0-0	1	0	0	0	0	0
J28 Alabama	-DNP-													
J31 Ole Miss	-DNP-													
F4 Tennessee	-DNP-													
F7 Auburn	-DNP-													
F11 South Carolina	-DNP-													
F14 Georgia	-DNP-													
F18 Florida	-DNP-													
F21 Ole Miss	-DNP-													
F25 Vanderbilt	-DNP-													
F28 South Carolina	-DNP-													
M4 LSU	-DNP-													
M8-12 SEC Tournament														

CAREER STATS FOR MILES WASHINGTON

Year	GP-GS	Min/Avg	FG-FGA	Pct	3FM-3GA	Pct	FT-FTA	Pct	Rebs	PF-D	Ast	TO	Blk	Stl	Pts/Avg
2016-17	5-0	12/2.4	1-3	.333	0-1	.000	0-0	.000	0-0.0	2-0	0	0	1	0	2/0.4

23 TYSON CARTER



Freshman | Guard

6-4 | 167

Starkville, MS

Starkville HS

Season Highs

Points: 22, South Carolina 2-11-17
FGM: 8, South Carolina 2-11-17
FGA: 15, 2x, last vs NWST 11-28-16
3FGM: 5, 2x, last vs South Carolina 2-11-17
3FGA: 10, South Carolina 2-11-17
FTM: 6, Boise State 11-18-16
FTA: 6, Boise State 11-18-16
Rebounds: 6, UTEP 11-20-16
Assists: 2, 5x, last vs Alabama 1-28-17
Blocks: 1, 3x, last vs South Carolina 2-11-17
Steals: 2, 3x, last vs Lehigh 11-25-16
Minutes: 37, NWST 11-28-16

Carter's Notes . . .

- 17 points was the most by a freshman on opening day since Chancellor Nichols scored 17 against Christian Brothers in November 1987. Was 6-8 shooting and made 5 3-pointers.

-Earned his first-career start during his collegiate debut against Norfolk State on November 11, 2016.

-Scored 17 points in his debut against Norfolk State, the most by a true freshman on opening day since Chancellor Nichols also had 17 against Christian Brothers on Nov. 28, 1987.

-Was second on the team for 3-pointers with 3 against UTEP and had a career-high 6 rebounds.

-Had a career-high (37) minutes against Northwestern State.

-He is second on the team for free-throw shooting percentage (.839).

-Fourth on the team on with 35 made 3-pointers.

-Had a career-high (22) points against South Carolina.

2016-17 Game-By-Game

Opponent	MIN	FG	Pct.	3FG	Pct.	FT	Pct.	O-D-R	PF	A	TO	B	S	PTS
N11 Norfolk State	*	33	6-8	.750	5-7	.714	0-0	.000	0-1-1	1	2	1	0	17
N17 Central Florida	*	33	2-12	.167	2-8	.250	2-4	.500	0-2-2	2	2	0	0	8
N18 Boise State	*	30	4-10	.400	1-4	.250	6-6	1.000	0-2-2	2	1	0	0	15
N20 UTEP	*	26	3-7	.429	3-6	.500	0-0	.000	0-6-6	1	1	0	0	9
N25 Lehigh	*	36	5-15	.333	2-8	.250	4-4	1.000	0-2-2	3	0	1	1	16
N28 Northwestern State	*	37	4-15	.267	0-7	.000	2-2	1.000	1-2-3	2	2	2	0	10
D1 Oregon State	*	25	2-6	.333	1-2	.500	3-4	.750	0-3-3	0	0	0	1	8
D4 Georgia State	*	24	0-3	.000	0-2	.000	2-2	1.000	0-3-3	1	2	0	0	2
D14 ETSU	*	18	3-4	.750	1-1	1.000	0-0	.000	0-0-0	1	1	1	0	7
D19 Southern Miss	*	22	3-5	.600	3-5	.600	2-2	1.000	0-4-4	0	1	1	0	11
D22 Morehead State	*	24	2-4	.500	1-2	.500	2-2	1.000	1-2-3	1	1	2	0	7
D29 UMKC	*	27	4-9	.444	3-4	.750	0-0	.000	0-4-4	0	0	0	0	11
J3 Alabama		23	4-7	.571	2-3	.667	0-0	.000	0-1-1	0	1	0	0	10
J7 LSU		15	0-1	.000	0-0	.000	0-0	.000	0-2-2	0	1	0	0	0
J10 Arkansas		10	1-4	.250	1-3	.333	0-0	.000	0-0-0	1	0	0	0	3
J14 Texas A&M		6	0-3	.000	0-3	.000	0-0	.000	0-0-0	0	0	1	0	0
J17 Kentucky		7	0-0	.000	0-0	.000	0-0	.000	0-1-1	0	1	0	0	0
J21 Tennessee		16	4-6	.667	1-3	.333	0-0	.000	0-0-0	0	0	0	0	9
J25 Missouri		5	1-1	1.000	0-0	.000	0-0	.000	1-1-2	0	0	0	0	2
J28 Alabama		10	1-3	.333	0-0	.000	2-2	1.000	1-0-1	2	2	0	0	4
J31 Ole Miss		20	0-7	.000	0-4	.000	0-0	.000	0-1-1	3	1	1	1	0
F4 Tennessee		14	2-8	.250	2-5	.400	0-0	.000	0-0-0	2	0	0	0	6
F7 Auburn		13	1-6	.167	0-2	.000	0-0	.000	0-1-1	4	0	1	0	2
F11 South Carolina		27	8-13	.615	5-10	.500	1-3	.333	0-0-0	2	0	1	1	22
F14 Georgia		6	1-2	.500	0-1	.000	0-0	.000	0-0-0	1	1	0	0	2
F18 Florida		12	0-2	.000	0-2	.000	1-2	.500	0-2-2	1	1	1	0	1
F21 Ole Miss		24	3-5	.600	2-3	.667	0-0	.000	1-3-4	4	0	1	0	8
F25 Vanderbilt		17	1-6	.167	0-3	.000	0-0	.000	0-1-1	0	1	0	0	2
F28 South Carolina		30	4-11	.364	3-9	.333	0-0	.000	0-4-4	4	0	0	0	11
M4 LSU		14	2-5	.400	1-3	.333	0-0	.000	0-0-0	2	0	0	0	5

M8-12 SEC Tournament

CAREER STATS FOR TYSON CARTER

Year	GP-GS	Min/Avg	FG-FGA	Pct	3FM-3GA	Pct	FT-FTA	Pct	Rebs	PF-D	Ast	TO	Blk	Stl	Pts/Avg
2016-17	30-12	604/20.1	71-188	.378	39-110	.355	27-33	.818	53-1.8	40-0	22	14	4	20	208/6.9

34 SCHNIDER HERARD



Freshman | Center

6-10 | 250

Port-au-Prince, Haiti

Prestonwood Christian HS

Season Highs

Points: 16, TAMU 1-14-17
FGM: 5, 2x, last vs Alabama 1-28-17
FGA: 7, TAMU 1-14-17
3FGM: --
3FGA: --
FTM: 8, Tennessee 2-4-17
FTA: 14, Tennessee 2-4-17
Rebounds: 15, Tennessee 2-4-17
Assists: 2, UTEP 11-20-16
Blocks: 2, 2x, last vs Southern Miss 12-17-16
Steals: 1, 2x, last vs Auburn 2-7-17
Minutes: 32, Tennessee 2-4-17

Herard's Notes . . .

- Had his collegiate debut against Norfolk State and had 4 rebounds in the 17 minutes he played.

-Had a team-high 7 rebounds against Boise State on November 18, 2016.

-Earned his first career block & steal against Northwestern State.

-Had a career-high 24 minutes against Texas A&M.

-Career-high (12) rebounds against Southern Miss.

-Had a new career-high (16) points against TAMU.

-Has started all SEC games.

-Earned his first career double-double against Tennessee with 14 points and 11 rebounds all before halftime.

-Had a new career-high (30) minutes against Alabama.

-Earned his second career double-double against Tennessee.

-Had a career-high (32) minutes and (15) rebounds against Tennessee.

2016-17 Game-By-Game

Opponent	MIN	FG	Pct.	3FG	Pct.	FT	Pct.	O-D-R	PF	A	TO	B	S	PTS
N11 Norfolk State	17	2-3	.667	0-0	.000	0-1	.000	2-2-4	1	0	3	0	0	4
N17 Central Florida	18	0-2	.000	0-0	.000	2-3	.667	0-2-2	4	0	1	0	0	2
N18 Boise State	18	0-1	.000	0-0	.000	0-0	.000	1-6-7	2	0	1	0	0	0
N20 UTEP	20	0-1	.000	0-0	.000	0-0	.000	2-3-5	3	2	1	0	0	0
N25 Lehigh	14	1-2	.500	0-0	.000	0-0	.000	0-4-4	1	0	0	0	0	2
N28 Northwestern State	16	1-1	1.000	0-0	.000	0-0	.000	0-4-4	1	0	2	1	1	2
D1 Oregon State	21	0-2	.000	0-0	.000	2-4	.500	1-3-4	2	0	2	0	0	2
D4 Georgia State	18	3-4	.750	0-0	.000	2-3	.667	3-4-7	0	0	2	2	0	8
D14 ETSU	12	0-3	.000	0-0	.000	0-0	.000	2-1-3	0	0	0	0	0	0
D19 Southern Miss	23	3-4	.750	0-0	.000	1-4	.250	4-8-12	2	2	1	2	0	7
D22 Morehead State	10	2-2	1.000	0-0	.000	1-4	.250	0-1-1	2	0	0	0	0	5
D29 UMKC	15	2-2	1.000	0-0	.000	1-2	.500	2-6-8	2	0	1	0	0	5
J3 Alabama	* 16	0-1	.000	0-0	.000	4-4	1.000	2-3-5	4	0	4	0	0	4
J7 LSU	* 17	4-6	.667	0-0	.000	0-0	.000	2-2-4	1	1	1	0	0	8
J10 Arkansas	* 15	1-3	.333	0-0	.000	2-5	.400	2-2-4	3	0	4	0	0	4
J14 Texas A&M	* 24	5-7	.714	0-0	.000	6-8	.750	2-2-4	4	0	1	0	0	16
J17 Kentucky	* 11	3-4	.750	0-0	.000	1-4	.250	2-3-5	5	0	3	0	0	7
J21 Tennessee	* 20	5-8	.625	0-0	.000	4-8	.500	4-7-11	3	0	1	1	0	14
J25 Missouri	* 19	1-2	.500	0-0	.000	1-7	.143	1-3-4	2	0	0	0	0	3
J28 Alabama	* 30	5-5	1.000	0-0	.000	2-4	.500	3-3-6	2	1	1	0	0	12
J31 Ole Miss	* 23	1-1	1.000	0-0	.000	2-4	.500	0-5-5	3	0	3	0	1	4
F4 Tennessee	* 32	2-5	.400	0-0	.000	8-14	.571	7-8-15	2	0	2	0	0	12
F7 Auburn	* 27	1-5	.200	0-0	.000	4-6	.667	3-3-6	2	0	0	0	1	6
F11 South Carolina	* 18	1-1	1.000	0-0	.000	0-0	.000	0-3-3	2	0	4	0	0	2
F14 Georgia	* 27	2-5	.400	0-0	.000	0-0	.000	0-2-2	3	0	1	1	0	4
F18 Florida	* 23	1-1	1.000	0-0	.000	3-6	.500	3-4-7	3	0	1	0	0	5
F21 Ole Miss	* 25	3-5	.600	0-0	.000	2-7	.286	3-1-4	3	0	2	1	0	8
F25 Vanderbilt	14	1-2	.500	0-0	.000	0-0	.000	0-0-0	0	0	1	0	0	2
F28 South Carolina	* 15	3-4	.750	0-0	.000	0-1	.000	3-0-3	2	0	3	0	0	6
M4 LSU	* 18	3-4	.750	0-0	.000	3-4	.750	1-4-5	2	1	0	0	0	9

M8-12 SEC Tournament

CAREER STATS FOR SCHNIDER HERARD

Year	GP-GS	Min/Avg	FG-FGA	Pct	3FM-3GA	Pct	FT-FTA	Pct	Rebs	PF-D	Ast	TO	Blk	Stl	Pts/Avg
2016-17	30-17	576/19.2	56-96	.583	0-0	.000	51-103	.495	154-5.1	66-1	7	46	8	3	163/5.4

35 ARIC HOLMAN



Sophomore | Forward

6-10 | 222

Owensboro, KY

Owensboro HS

Season Highs

Points: 18, UTEP 11-20-16
FGM: 8, UTEP 11-20-16
FGA: 13, Boise State 11-18-16
3FGM: 2, LSU 1-7-17
3FGA: 4, Boise State 11-18-16
FTM: 7, LSU 1-7-17
FTA: 9, LSU 1-7-17
Rebounds: 11, 3x, last vs Arkansas 1-10-17
Assists: 3, UMKC 12-29-16
Blocks: 5, 2x, last vs NWST 11-28-16
Steals: 2, 3x, last vs Oregon State 12-1-16
Minutes: 33, TAMU 1-14-17

Career Highs

Points: 18, UTEP 11-20-16
FGM: 8, UTEP 11-20-16
FGA: 13, Boise State 11-18-16
3FGM: 1, twice, last vs. Norfolk State 11-17-16
3FGA: 4, Boise State 11-18-16
FTM: 7, LSU 1-7-17
FTA: 9, LSU 1-7-17
Rebounds: 11, 2x, last vs Southern Miss 12-19-16
Assists: 4, Arkansas, 2-9-16
Blocks: 5, twice, last vs NWST 11-28-16
Steals: 2, 3x, last vs Oregon State 12-1-16
Minutes: 33, TAMU 1-14-17

2016-17 Game-By-Game

Opponent	MIN	FG	Pct.	3FG	Pct.	FT	Pct.	O-D-R	PF	A	TO	B	S	PTS
N11 Norfolk State	26	3-7	.429	1-2	.500	4-7	.571	3-8-11	2	0	1	5	2	11
N17 Central Florida	* 28	2-4	.500	0-1	.000	2-3	.667	4-3-7	1	0	2	1	1	6
N18 Boise State	* 24	6-13	.461	0-4	.000	0-0	.000	1-4-5	1	0	2	0	0	12
N20 UTEP	* 23	8-10	.800	0-1	.000	2-2	1.000	2-2-4	5	0	2	0	2	18
N25 Lehigh	* 24	4-6	.667	0-0	.000	2-2	1.000	1-3-4	4	2	2	1	1	10
N28 Northwestern State	* 26	4-6	.667	0-1	.000	5-6	.833	3-4-7	0	0	1	5	1	13
D1 Oregon State	* 26	2-7	.286	1-1	1.000	2-2	1.000	3-4-7	1	1	2	1	2	7
D4 Georgia State	* 15	3-7	.429	0-1	.000	1-2	.500	1-3-4	3	0	1	1	0	7
D14 ETSU	* 30	7-10	.700	1-3	.333	2-3	.667	2-4-6	3	0	1	4	1	17
D19 Southern Miss	* 20	2-7	.286	0-2	.000	1-1	1.000	1-10-11	0	0	1	2	1	5
D22 Morehead State	* 27	5-7	.714	0-1	.000	2-4	.500	3-3-6	2	2	2	3	0	12
D29 UMKC	* 21	1-3	.333	0-0	.000	0-1	.000	1-5-6	3	3	3	3	0	2
J3 Alabama	25	1-5	.200	0-1	.000	3-4	.750	0-5-5	4	1	2	4	1	5
J7 LSU	* 26	4-9	.444	2-3	.667	7-9	.778	2-7-9	1	1	1	2	0	17
J10 Arkansas	* 29	4-9	.444	1-2	.500	2-4	.500	6-5-11	1	1	0	2	0	11
J14 Texas A&M	* 33	4-5	.800	1-2	.500	2-2	1.000	0-5-5	4	0	2	3	1	11
J17 Kentucky	* 29	3-7	.429	0-0	.000	0-0	.000	3-1-4	3	2	2	2	1	6
J21 Tennessee	* 18	2-6	.333	0-3	.000	0-2	.000	1-5-6	1	0	1	2	0	4
J25 Missouri	23	1-2	.500	0-0	.000	2-5	.400	0-1-1	2	0	2	4	0	4
J28 Alabama	* 31	2-7	.286	0-1	.000	0-0	.000	3-6-9	3	0	1	1	0	4
J31 Ole Miss	* 25	4-6	.667	1-2	.500	0-0	.000	1-5-6	3	1	1	2	0	9
F4 Tennessee	* 16	2-5	.400	0-1	.000	0-0	.000	1-4-5	5	0	2	2	0	4
F7 Auburn	* 19	3-7	.429	0-2	.000	2-3	.667	2-4-6	0	1	2	1	1	8
F11 South Carolina	23	3-4	.750	1-1	1.000	0-0	.000	1-6-7	5	1	2	1	1	7
F14 Georgia	* 16	2-4	.500	1-2	.500	0-0	.000	0-3-3	5	0	1	0	2	5
F18 Florida	16	4-5	.800	0-0	.000	0-0	.000	2-5-7	4	0	2	2	1	8
F21 Ole Miss	16	1-4	.250	1-3	.333	0-2	.000	2-1-3	4	0	3	2	0	3
F25 Vanderbilt	* 19	1-7	.143	1-2	.500	2-4	.500	1-5-6	0	0	4	0	0	5
F28 South Carolina	25	3-5	.600	0-0	.000	2-2	1.000	4-2-6	0	1	2	2	1	8
M4 LSU	* 19	6-12	.500	0-3	.000	2-2	1.000	2-4-6	4	1	2	1	0	14

M8-12 SEC Tournament

Holman's Notes . . .

- Sophomore forward Aric Holman recorded his first-career double-double with 11 points and 11 rebounds against Norfolk State.

-Had a career and team-high 18 points against UTEP..

-Tied his career-high with 2 steals against Oregon State.

-Scored 17 points against ETSU, one point shy of his career-high.

-Also had 11 rebounds against Southern Miss and Arkansas.

-Had his second double-double of the season with 11 rebounds and 13 points at Arkansas.

-Has scored in double-digits 11 times.

-Had 4 blocks for the third time this season against Missouri.

-Fourth in the SEC with 59 blocked shots.

-Reached his 50th game.

CAREER STATS FOR ARIC HOLMAN

Year	GP-GS	Min/Avg	FG-FGA	Pct	3FM-3GA	Pct	FT-FTA	Pct	Rebs	PF-D	Ast	TO	Blk	Stl	Pts/Avg
2015-16	21-3	194/9.2	18-44	.409	2-13	.154	1-6	.167	39-1.9	37-2	8	16	14	2	39/1.9
2016-17	30-24	698/23.3	97-196	.495	12-45	.267	47-72	.653	183-6.1	74-4	18	52	59	20	253/8.4
Totals	51-27	892/17.5	115-240	.479	14-58	.241	48-78	.615	222-4.4	111-6	26	68	73	22	292/5.7

45 E.J. DATCHER



Freshman | Center

6-9 | 240

Hapersville, AL

Vincent HS

Season Highs

Points: 4, LSU 1-7-17

FGM: 2, LSU 1-7-17

FGA: 4, LSU 1-7-17

3FGM: --

3FGA: --

FTM: 2, Southern Miss 12-19-16

FTA: 2, Southern Miss 12-19-16

Rebounds: 7, Norfolk State, 11-11-16

Assists: --

Blocks: 3, 2x, last vs South Carolina 2-28-17

Steals: 2, Kentucky 1-17-17

Minutes: 15, UCF, 11-17-16

Datcher's Notes . . .

-Had his collegiate debut against Norfolk State.

-Was second on the team for blocks with 4 against UCF.

-Had a career-high 4 points versus USM and LSU.

-Is second on the team with (16) blocks.

2016-17 Game-By-Game

Opponent	MIN	FG	Pct.	3FG	Pct.	FT	Pct.	O-D-R	PF	A	TO	B	S	PTS
N11 Norfolk State	9	1-2	.500	0-0	.000	0-1	.000	1-6-7	4	0	0	1	0	2
N17 Central Florida	15	1-2	.500	0-0	.000	0-1	.000	0-2-2	5	0	0	3	1	2
N18 Boise State	11	0-1	.000	0-0	.000	1-2	.500	2-2-4	1	0	1	0	1	1
N20 UTEP	5	0-0	.000	0-0	.000	0-0	.000	0-0-0	1	0	0	0	0	0
N25 Lehigh	10	0-0	.000	0-0	.000	0-0	.000	0-1-1	1	0	1	1	0	0
N28 Northwestern State	8	1-2	.500	0-0	.000	0-0	.000	2-1-3	1	0	0	1	0	2
D1 Oregon State	4	0-0	.000	0-0	.000	0-0	.000	0-0-0	3	0	0	0	0	0
D4 Georgia State	7	0-1	.000	0-0	.000	0-0	.000	0-0-0	0	0	0	1	0	0
D14 ETSU	6	1-2	.500	0-0	.000	0-0	.000	1-3-4	1	0	0	0	0	2
D19 Southern Miss	8	1-2	.500	0-0	.000	2-2	1.000	1-2-3	3	0	0	2	0	4
D22 Morehead State	2	0-0	.000	0-0	.000	0-0	.000	0-0-0	1	0	0	0	0	0
D29 UMKC	3	0-0	.000	0-0	.000	0-0	.000	0-2-2	2	0	0	0	0	0
J3 Alabama	-DNP-													
J7 LSU	14	2-4	.500	0-0	.000	0-0	.000	0-2-2	3	0	0	2	0	4
J10 Arkansas	7	0-1	.000	0-0	.000	0-0	.000	1-1-2	1	0	0	1	0	0
J14 Texas A&M	7	0-1	.000	0-0	.000	0-0	.000	0-0-0	4	1	1	1	0	0
J17 Kentucky	5	0-0	.000	0-0	.000	0-0	.000	0-0-0	2	0	0	0	2	0
J21 Tennessee	9	0-1	.000	0-0	.000	0-0	.000	1-1-2	4	0	1	0	0	0
J25 Missouri	4	0-1	.000	0-0	.000	0-0	.000	0-1-1	1	0	0	0	0	0
J28 Alabama	8	1-1	1.000	0-0	.000	1-2	.500	1-0-1	0	0	0	0	0	3
J31 Ole Miss	4	0-0	.000	0-0	.000	0-0	.000	0-0-0	2	0	0	0	0	0
F4 Tennessee	5	0-0	.000	0-0	.000	0-0	.000	0-0-0	2	0	0	0	0	0
F7 Auburn	6	0-1	.000	0-0	.000	0-0	.000	0-0-0	2	0	0	0	1	0
F11 South Carolina	4	0-1	.000	0-0	.000	0-0	.000	0-0-0	3	0	0	1	1	0
F14 Georgia	8	1-1	1.000	0-0	.000	0-0	.000	0-0-0	1	0	1	0	0	2
F18 Florida	1	0-0	.000	0-0	.000	0-0	.000	0-0-0	0	0	0	0	0	0
F21 Ole Miss	2	0-0	.000	0-0	.000	0-0	.000	0-0-0	1	0	2	0	0	0
F25 Vanderbilt	7	0-1	.000	0-0	.000	0-0	.000	1-1-2	0	0	0	0	0	0
F28 South Carolina	9	1-1	1.000	0-0	.000	1-1	1.000	0-2-2	2	0	0	3	0	3
M4 LSU	14	0-0	.000	0-0	.000	0-0	.000	0-3-3	2	0	0	0	0	0
M8-12 SEC Tournament														

CAREER STATS FOR E.J. DATCHER

Year	GP-GS	Min/Avg	FG-FGA	Pct	3FM-3GA	Pct	FT-FTA	Pct	Rebs	PF-D	Ast	TO	Blk	Stl	Pts/Avg
2016-17	29-0	202/7.0	10-26	.385	0-0	.000	5-9	.556	41-1.4	53-1	1	8	16	6	25/0.9

Exhibition — Nov. 4, 2016

Mississippi State	78
Delta State	63

Humphrey Coliseum • Starkville, MS

Delta State

Player	FG	3FG	FT	RB	PF	PT	A	Min
Davis	f 2-6	0-0	0-0	1	5	4	0	24
Harper	f 0-0	0-0	0-0	0	5	0	0	5
Warner	g 6-12	5-9	4-6	4	4	21	2	36
Kilpatrick	g 1-2	0-0	0-1	5	0	2	4	28
Schmidt	g 6-20	2-9	3-4	5	4	17	6	32
Henry	0-2	0-0	0-0	4	0	0	0	16
Cornish	3-5	3-5	0-0	2	3	9	0	29
King	0-0	0-0	0-0	0	0	0	0	1
Weldon	1-1	0-0	0-0	0	0	2	0	6
Taylor	2-6	0-0	4-7	6	3	8	0	22
Kimble	0-0	0-0	0-0	0	0	0	0	1
TOTALS	21-54	10-23	11-18	33	24	63	12	200

Mississippi State

Player	FG	3FG	FT	RB	PF	PT	A	Min
Holman	f 4-7	1-3	6-7	10	0	15	0	25
Kegler	g 6-12	4-9	2-4	8	1	18	0	24
W'Spoon	g 4-12	1-2	3-4	8	3	12	4	25
Ready	g 4-6	1-3	0-0	1	1	9	4	18
Carter	g 1-6	0-4	2-2	2	2	4	1	25
Peters	2-8	1-4	2-5	1	3	7	2	18
Wright	2-5	0-2	3-4	2	2	7	1	23
Strugg	0-1	0-1	0-0	0	1	0	0	4
Davis	0-1	0-0	0-0	2	1	0	0	3
Singleton	1-1	0-0	0-0	0	2	2	0	5
Washington	0-0	0-0	0-0	1	1	0	0	3
Herard	1-2	0-0	0-2	5	5	2	0	11
Datcher	1-3	0-0	0-1	6	2	2	0	16
TOTALS	26-64	8-28	18-29	48	24	78	12	200

Halftime: MSU 43, DSU 32. FG%: MSU 40.6%, DSU 38.9%. 3FG%: MSU 28.6%, DSU 43.5%. FT%: MSU 62.1%, DSU 61.1%. Turnovers: MSU 16 (Herard 3), DSU 19 (Schmidt 7). Blocked Shots: MSU 7 (Holman 4), DSU 1 (P.J. Davis). Steals: MSU 9 (Peters 4), DSU 7 (Kilpatrick 4). Officials: Anthony Jordan, Owen Shortt, Ken Washington. Attendance: 3,721.

Game 1 — Nov. 11, 2016

Mississippi State	78
Norfolk State	74

Humphrey Coliseum • Starkville, MS

Norfolk State

Player	FG	3FG	FT	RB	PF	PT	A	Min
Long	f 2-5	0-0	1-3	7	4	5	0	30
Gellineau	c 0-0	0-0	0-0	4	5	0	0	11
Robinson	g 7-14	2-5	5-5	3	1	21	5	38
Wade	g 5-16	0-2	8-12	12	0	18	3	35
Goss	g 4-7	1-4	0-0	1	2	9	1	31
Ward	2-4	0-1	0-1	2	0	4	2	20
Brown	2-3	1-1	0-0	0	2	5	0	5
Williams	1-2	1-2	2-2	2	2	5	0	12
Robinson	3-6	0-0	1-3	3	5	7	0	18
TOTALS	26-57	5-15	17-26	35	21	74	11	200

Mississippi State

Player	FG	3FG	FT	RB	PF	PT	A	Min
Holman	f 3-7	1-2	4-7	11	2	11	0	26
Kegler	g 2-6	2-4	2-2	2	4	8	1	26
W'Spoon	g 9-16	2-5	2-2	6	2	22	2	30
Ready	g 5-13	1-2	3-4	3	2	14	7	31
Carter	g 6-8	5-7	0-0	1	1	17	2	33
Peters	0-3	0-2	0-0	1	2	0	3	15
Wright	0-2	0-1	0-0	0	4	0	0	13
Herard	2-3	0-0	0-1	4	1	4	0	17
Datcher	1-2	0-0	0-1	7	4	2	0	9
TOTALS	28-60	11-23	11-17	38	22	78	12	200

Halftime: MSU 39, NSU 39. FG%: MSU 42.4%, NSU 43.3%. 3FG%: MSU 40.0%, NSU 30.0%. FT%: MSU 62.5%, NSU 52.6%. Turnovers: MSU 13 (Peters 4), NSU 12 (Robinson 3). Blocked Shots: MSU 8 (Holman 5), NSU 5 (Robinson 3). Steals: MSU 4 (Holman 2), NSU 5 (Robinson 3). Officials: Antinio Petty, Terry Moore, Darron George. Attendance: 4,467.

Game 2 — Nov. 17, 2016

Central Florida	86
Mississippi State	61

TD Arena • Charleston, SC

Mississippi State

Player	FG	3FG	FT	RB	PF	PT	A	Min
Holman	f 2-4	0-1	2-3	7	1	6	0	28
Kegler	g 3-7	1-2	0-0	5	4	7	0	22
W'Spoon	g 6-18	2-5	5-5	7	0	19	4	35
Ready	g 6-15	1-6	2-2	3	1	15	4	30
Carter	g 2-12	2-8	2-4	2	2	8	2	33
Wright	0-2	0-2	2-2	0	4	2	0	15
Strugg	0-0	0-0	0-0	0	0	0	0	2
Singleton	0-0	0-0	0-0	2	0	0	0	2
Herard	0-2	0-0	2-3	2	4	2	0	18
Datcher	1-2	0-0	0-1	2	5	2	0	15
TOTALS	20-62	6-24	15-20	35	21	61	10	200

Central Florida

Player	FG	3FG	FT	RB	PF	PT	A	Min
Efianayi	f 7-14	2-6	3-5	7	2	19	2	29
Banyard	f 3-6	1-2	1-4	13	2	8	2	33
Fall	c 13-17	0-0	0-4	12	2	26	1	27
Taylor	g 5-14	1-3	6-6	7	1	17	10	35
Williams	g 3-7	1-4	3-3	3	2	10	1	33
Mumin	0-0	0-0	0-0	0	0	0	0	10
Stephenson	0-1	0-0	0-0	1	0	0	0	2
Brown	1-3	0-0	4-4	4	5	6	0	11
Laing	0-2	0-0	0-0	1	2	0	2	20
TOTALS	32-64	5-15	17-26	49	16	86	18	200

Halftime: MSU 33, UCF 53. FG%: MSU 32.3%, UCF 50.0%. 3FG%: MSU 25.0%, UCF 33.3%. FT%: MSU 75.0%, UCF 65.4%. Turnovers: MSU 10 (Kegler 3), UCF 10 (Efianayi 5). Blocked Shots: MSU 5 (Datcher 3), UCF 3 (Fall 3). Steals: MSU 8 (Kegler, Carter 2), UCF 4 (Taylor 2). Officials: John Higgins, Les Jones, Paul Janssen. Attendance: 3,430.

Game 3 — Nov. 18, 2016

Mississippi State	80
Boise State	68

TD Arena • Charleston, SC

Mississippi State

Player	FG	3FG	FT	RB	PF	PT	A	Min
Holman	f 6-13	0-4	0-0	5	1	12	0	24
Kegler	g 4-6	2-4	2-3	4	2	12	0	26
W'Spoon	g 9-12	1-3	6-7	4	1	25	2	35
Ready	g 5-9	1-2	2-3	3	2	13	6	27
Carter	g 4-10	1-4	6-6	2	2	15	1	30
Peters	0-4	0-3	0-0	1	3	0	1	14
Wright	0-1	0-1	2-2	0	2	2	3	15
Herard	0-1	0-0	0-0	7	2	0	0	18
Datcher	0-1	0-0	1-2	4	1	1	0	11
TOTALS	28-57	5-21	19-23	35	16	80	13	200

Boise State

Player	FG	3FG	FT	RB	PF	PT	A	Min
Duncan	f 4-8	4-8	0-0	0	3	12	0	19
Wacker	f 1-1	0-0	0-1	3	2	2	3	22
Jessup	g 1-6	1-5	2-2	1	2	5	0	25
Hutchison	g 5-7	0-1	3-3	6	4	13	0	24
Reid	g 1-5	0-4	0-0	2	1	2	1	18
Dickinson	2-3	1-2	0-0	2	0	5	0	13
Jorch	3-3	0-0	0-0	0	3	6	0	9
Haney	2-4	1-2	1-2	6	0	6	0	22
Oluoyitan	0-0	0-0	0-0	0	1	0	0	2
Austin	6-9	0-1	1-2	1	3	13	2	20
Hobbs	2-9	0-2	0-0	4	4	4	4	26
TOTALS	27-55	7-25	7-10	27	23	68	10	200

Halftime: MSU 37, BSU 29. FG%: MSU 49.1%, BSU 49.1%. 3FG%: MSU 23.8%, BSU 28.0%. FT%: MSU 82.6%, BSU 70.0%. Turnovers: MSU 10 (Kegler 3), BSU 17 (Oluoyitan 4). Blocked Shots: MSU 0, BSU 1 (Wacker). Steals: MSU 13 (Waetherspoon 4), BSU 3 (Hobbs 2). Officials: Antinio Petty, Mike Stuart, Jeb Hartness. Attendance: 3,517.

Game 4 — Nov. 20, 2016

Mississippi State	61
UTEP	54

TD Arena • Charleston, SC

UTEP

Player	FG	3FG	FT	RB	PF	PT	A	Min
Flaggert	f 1-8	1-8	0-0	4	3	3	3	33
Thomas	f 3-7	0-0	1-1	5	4	7	0	24
Willms	c 3-7	0-0	6-12	11	2	12	2	32
Harris	g 3-9	1-4	1-2	4	2	8	1	30
Artis	g 6-14	1-6	2-3	5	4	15	3	39
Touchet	2-4	1-3	0-0	1	1	5	1	17
Barrett	0-1	0-1	0-0	0	0	0	0	16
Jones	1-1	0-0	2-2	1	2	4	0	9
TOTALS	19-51	4-22	12-20	34	18	54	10	200

Mississippi State

Player	FG	3FG	FT	RB	PF	PT	A	Min
Holman	f 8-10	0-1	2-2	4	5	18	0	23
Kegler	g 2-10	0-4	2-2	8	1	6	0	27
W'Spoon	g 2-9	0-2	5-7	3	3	9	2	36
Ready	g 2-6	0-1	2-2	2	3	6	3	30
Carter	g 3-7	3-6	0-0	6	1	9	1	26
Peters	4-6	4-5	1-1	1	3	13	4	23
Wright	0-3	0-1	0-0	1	0	0	0	10
Herard	0-1	0-0	0-0	5	3	0	2	20
Datcher	0-0	0-0	0-0	0	1	0	0	5
TOTALS	21-52	7-20	12-14	34	20	61	12	200

Halftime: MSU 33, UTEP 33. FG%: MSU 40.4%, UTEP 37.3%. 3FG%: MSU 35.0%, UTEP 18.2%. FT%: MSU 85.7%, UTEP 60.0%. Turnovers: MSU 8 (Ready 3), UTEP 12 (Flaggert, Thomas 3). Blocked Shots: MSU 1 (Wright 1), UTEP 2 (Thomas, Willms 1). Steals: MSU 5 (Holman, Waetherspoon 2), UTEP 2 (Artis 2). Officials: Paul Janssen, Les Jones, John Gaffney. Attendance: 1,293.

Game 5 — Nov. 25, 2016

Lehigh	87
Mississippi State	73

Humphrey Coliseum • Starkville, MS

Lehigh

Player	FG	3FG	FT	RB	PF	PT	A	Min
Holba	f 4-8	1-3	2-2	8	1	11	3	34
Kempton	c 5-11	0-2	3-3	7	4	13	1	26
Ross	g 7-11	3-5	1-1	2	2	18	5	33
Leufroy	g 8-11	2-3	0-0	4	1	18	4	35
Price	g 5-10	4-6	0-0	4	2	14	2	28
Cohen	0-2	0-1	0-0	6	2	0	1	14
Andree	4-12	1-6	2-2	3	1	11	0	18
Alston	1-1	0-0	0-0	1	1	2	0	12
TOTALS	34-66	11-26	8-8	39	14	87	16	200

Mississippi State

Player	FG	3FG	FT	RB	PF	PT	A	Min
Holman	f 4-6	0-0	2-2	4	4	10	2	

Game 6 — Nov. 28, 2016

Mississippi State 65
Northwestern State 59

Humphrey Coliseum • Starkville, MS

Northwestern State

Player	FG	3FG	FT	RB	PF	PT	A	Min
Lane c	2-6	0-0	2-3	3	2	6	0	26
Joseph g	3-7	1-2	0-0	6	4	7	1	33
Hall g	2-7	0-0	2-2	4	4	6	5	32
Thompson g	2-5	2-5	0-0	5	3	6	1	31
Woodley g	10-19	5-9	3-3	6	1	28	0	35
Sweeney	1-3	0-2	1-2	3	0	3	1	12
Boyd	0-3	0-1	0-0	2	1	0	0	12
Kissoonlal	1-2	1-2	0-0	2	2	3	0	10
Metoyer	0-1	0-0	0-0	0	1	0	0	3
Bell	0-1	0-0	0-0	0	0	0	0	3
Hamilton	0-0	0-0	0-0	0	0	0	0	3
TOTALS	21-54	9-21	8-10	33	18	59	8	200

Mississippi State

Player	FG	3FG	FT	RB	PF	PT	A	Min
Holman f	4-6	0-1	5-6	7	0	13	0	26
Wright g	4-5	0-1	3-5	7	4	11	1	32
Kegler g	4-12	0-3	0-0	2	2	8	0	30
Ready g	4-6	1-1	5-7	3	1	14	6	34
Carter g	4-15	0-7	2-2	3	2	10	2	37
Strugg	0-1	0-0	0-0	0	1	0	0	4
Singleton	2-4	1-2	0-0	1	1	5	0	13
Herard	1-1	0-0	0-0	4	1	2	0	16
Datcher	1-2	0-0	0-0	3	1	2	0	8
TOTALS	24-52	2-15	15-20	31	13	65	9	200

Halftime: MSU 28, NWST 28. FG%: MSU 46.2%, NWST 38.9%. 3FG%: MSU 13.3%, NWST 42.9%. FT%: MSU 75.0%, NWST 80.0%. Turnovers: MSU 13 (Ready 5), NWST 19 (Five players with 3). Blocked Shots: MSU 7 (Holman 5), NWST 0. Steals: MSU 11 (Ready 5), NWST 5 (Hall). Officials: Kipp Kissinger, Ray Natili, Jason Baker. Attendance: 6,070.

Game 7 — Dec. 1, 2016

Mississippi State 74
Oregon State 57

Humphrey Coliseum • Starkville, MS

Oregon State

Player	FG	3FG	FT	RB	PF	PT	A	Min
Eubanks f	0-4	0-0	5-6	12	1	5	0	33
N'diaye c	4-7	0-0	2-2	2	1	10	0	19
McLaughlin g	4-8	4-6	0-1	2	2	12	1	33
Thompson g	9-16	1-5	1-1	2	2	20	1	30
Stacy g	2-2	0-0	1-1	0	4	5	4	22
Dew	0-1	0-0	0-0	1	2	0	0	5
Dahlen	0-0	0-0	0-0	3	5	0	1	12
Sanders	0-0	0-0	0-0	0	1	0	0	7
Muller	0-1	0-1	0-0	0	1	0	1	11
Rakocevic	0-3	0-0	0-0	0	0	0	0	9
Manuel	2-3	1-1	0-0	0	0	5	0	19
TOTALS	21-45	6-13	9-11	24	19	57	8	200

Mississippi State

Player	FG	3FG	FT	RB	PF	PT	A	Min
Holman f	2-7	1-1	2-2	7	1	7	1	26
Kegler g	4-5	2-2	2-3	3	1	12	1	28
W'Spoon g	6-7	4-5	5-6	4	3	21	0	30
Ready g	2-6	0-3	0-0	1	1	4	5	28
Carter g	2-6	1-2	3-4	3	0	8	0	25
Peters	3-6	2-3	2-2	1	4	10	3	15
Wright	3-4	1-2	3-4	3	1	10	1	19
Strugg	0-0	0-0	0-0	1	0	0	0	1
Davis	0-1	0-1	0-0	0	0	0	0	1
Singleton	0-0	0-0	0-0	0	0	0	0	1
Washington	0-0	0-0	0-0	0	1	0	0	1
Herard	0-2	0-0	2-4	4	2	2	0	21
Datcher	0-0	0-0	0-0	0	3	0	0	4
TOTALS	22-44	11-19	19-25	29	17	74	11	200

Halftime: MSU 45, OSU 19. FG%: MSU 50.0%, OSU 46.7%. 3FG%: MSU 57.9%, OSU 46.2%. FT%: MSU 76.0%, OSU 81.8%. Turnovers: MSU 17 (Weatherspoon, Ready 4), OSU 21 (Four with 4). Blocked Shots: MSU 2 (Holman, Carter), OSU 3 (N'diaye 2). Steals: MSU 17 (Ready 5), OSU 4 (McLaughlin 2). Officials: Antinio Petty, Keith Kimble, Gerry Pollard. Attendance: 7,684.

Game 8 — Dec. 4, 2016

Mississippi State 82
Georgia State 60

Humphrey Coliseum • Starkville, MS

Georgia State

Player	FG	3FG	FT	RB	PF	PT	A	Min
Hollowell f	2-5	0-1	0-0	7	3	4	1	26
Clayton f	3-5	0-0	0-0	3	2	6	2	22
Benlevi g	0-2	0-0	0-0	4	2	0	1	14
Williams g	6-12	4-8	0-1	5	1	16	1	27
Simonds g	2-5	0-3	3-3	5	0	7	0	23
Dennis	4-6	0-0	0-0	1	0	8	0	18
Donaldson	0-3	0-0	0-0	0	0	0	4	13
Clerkley	0-1	0-0	0-0	1	0	0	0	2
Seymour	4-8	2-2	0-0	1	1	10	0	20
Session	3-9	0-1	0-0	5	1	6	1	16
Mitchell	1-5	0-3	1-2	0	2	3	0	10
Thomas	0-1	0-1	0-0	2	3	0	0	9
TOTALS	25-62	6-19	4-6	37	15	60	10	200

Mississippi State

Player	FG	3FG	FT	RB	PF	PT	A	Min
Holman f	3-7	0-1	1-2	4	3	7	0	15
Kegler g	6-13	4-8	0-0	4	1	16	3	30
W'Spoon g	5-12	2-8	2-2	3	4	14	3	27
Ready g	5-8	1-3	0-0	3	3	11	5	30
Carter g	0-3	0-2	2-2	3	1	2	2	24
Peters	9-12	6-9	0-0	6	2	24	4	26
Wright	0-4	0-2	0-0	2	0	0	0	16
Strugg	0-1	0-1	0-0	1	0	0	0	1
Davis	0-0	0-0	0-0	0	0	0	0	2
Singleton	0-1	0-0	0-0	0	1	0	0	2
Washington	0-0	0-0	0-0	0	0	0	0	2
Herard	3-4	0-0	2-3	7	0	8	0	18
Datcher	0-1	0-0	0-0	0	0	0	0	7
TOTALS	31-66	13-34	7-9	37	15	82	17	200

Halftime: MSU 44, GSU 36. FG%: MSU 47.0%, GSU 40.3%. 3FG%: MSU 38.2%, GSU 31.6%. FT%: MSU 77.8%, GSU 66.7%. Turnovers: MSU 11 (Weatherspoon, 3), GSU 18 (Hollowell, 4). Blocked Shots: MSU 4 (Herard, 2), GSU 5 (Hollowell, 3). Steals: MSU 9 (Weatherspoon, 4), GSU 3 (Three with 1). Officials: Tony Greene, Orlando Poole, Ken Washington. Attendance: 6,805.

Game 9 — Dec. 14, 2016

East Tennessee State 67
Mississippi State 65

Humphrey Coliseum • Starkville, MS

East Tennessee State

Player	FG	3FG	FT	RB	PF	PT	A	Min
Banks f	0-0	0-0	0-0	1	2	0	0	18
Perea f	2-5	0-1	1-2	7	2	5	0	24
Cromer g	6-14	2-6	0-0	1	1	14	1	30
Bradford g	6-11	1-2	2-3	4	3	15	2	34
M'weather g	3-6	0-1	2-2	3	4	8	0	21
Payne	4-7	1-3	0-0	1	2	9	0	14
Burrell	3-4	2-2	0-0	6	4	8	0	15
Williams	1-2	1-2	0-0	0	1	3	0	12
Jurkin	0-3	0-0	0-1	3	1	0	0	9
Long	0-2	0-2	0-2	1	2	0	1	9
Glass	1-5	0-0	3-4	7	0	5	1	14
TOTALS	26-59	7-19	8-14	36	22	67	5	200

Mississippi State

Player	FG	3FG	FT	RB	PF	PT	A	Min
Holman f	7-10	1-3	2-3	6	3	17	0	30
Kegler g	5-7	1-2	1-3	8	3	12	1	35
W'Spoon g	3-14	0-4	7-8	7	2	13	1	32
Ready g	0-4	0-1	0-0	2	1	0	4	33
Carter g	3-4	1-1	0-0	0	1	7	1	18
Peters	3-10	3-7	1-2	1	4	10	2	22
Wright	1-1	0-0	2-4	0	2	4	0	12
Herard	0-3	0-0	0-0	3	0	0	0	12
Datcher	1-2	0-0	0-0	4	1	2	0	6
TOTALS	23-55	6-18	13-20	35	17	65	9	200

Halftime: ETSU 31, MSU 29. FG%: MSU 41.8%, ETSU 44.1%. 3FG%: MSU 33.3%, ETSU 36.8%. FT%: MSU 65.0%, ETSU 57.1%. Turnovers: MSU 14 (Ready 4), ETSU 12 (Merriweather 3). Blocked Shots: MSU 5 (Holman 4), ETSU 4 (Jurkin 2). Steals: MSU 4 (Peters 3), ETSU 4 (Merriweather 2). Officials: Anthony Jordan, Sean Casey, Patrick Evans. Attendance: 6,479.

Game 10 — Dec. 19, 2016

Mississippi State 86
Southern Miss 44

Mississippi Coliseum • Jackson, MS

Southern Miss

Player	FG	3FG	FT	RB	PF	PT	A	Min
Watts f	3-5	0-1	3-4	4	4	9	1	26
Rowe f	3-5	1-3	0-1	2	2	7	1	26
Campbell g	1-8	0-3	0-0	6	2	2	0	28
Ramey g	1-5	0-3	0-0	0	1	2	0	17
Holland g	1-8	1-5	0-0	2	2	3	0	28
Edwards	0-7	0-1	2-2	5	0	2	1	24
Richardson	1-3	1-3	0-0	2	2	3	1	12
Thomas	1-5	1-3	0-0	1	0	3	1	6
Clark	1-1	1-1	0-0	0	0	3	0	4
Conley	2-3	0-0	2-2	1	0	6	0	4
Davis	1-13	0-3	2-2	9	0	4	0	19
W'Spoon	0-2	0-0	0-0	0	0	0	1	6
TOTALS	15-65	5-26	9-11	37	13	44	6	200

Mississippi State

Player	FG	3FG	FT	RB	PF	PT	A	Min
Holman f	2-7	0-2	1-1	11	0	5	0	20
Kegler g	2-6	1-4	0-0	7	3	5	1	19
W'Spoon g	4-8	4-4	4-4	1	2	16	2	26
Ready g	3-5	0-0	0-0	4	0	6	8	25
Carter g	3-5	3-5	2-2	4	0	11	1	22
Peters	5-11	4-7	1-1	3	3	15	5	23
Stapleton	3-5	2-2	0-0	1	2	8	0	11
Strugg	1-2	1-2	0-0	0	1	3	0	6
Davis	2-3	2-2	0-0	0	0	6	1	5
Singleton	0-1	0-1	0-0	0	0	0	1	6
Washington	0-0	0-0	0-0	0	0	0	0	6
Herard	3-4	0-0	1-4	12	2	7	2	23
Datcher	1-2	0-0	2-2	3	3	4	0	8
TOTALS	29-59	17-29	11-14	46	16	86	21	200

Halftime: MSU 39, USM 25. FG%: MSU 49.2%, USM 23.1%. 3FG%: MSU 58.6%, USM 19.2%. FT%: MSU 78.6%, USM 81.8%. Turnovers: MSU 14 (Strugg, 3), USM 15 (Watts, 4). Blocked Shots: MSU 11 (Four with 2), USM 1 (Davis). Steals: MSU 9 (Ready, 4), USM 6 (Edwards 2). Officials: Don Daily, Orlandis Poole, Alfred Smith. Attendance: 4,031.

Game 11 — Dec. 22, 2016

Mississippi State 85
Morehead State 76

Humphrey Coliseum • Starkville, MS

Morehead State

Player	FG	3FG	FT	RB	PF	PT	A	Min
Williams f	3-4	0-0	0-0	2	2	6	1	

Game 12 — Dec. 29, 2016

Mississippi State	77
UMKC	54

Humphrey Coliseum • Starkville, MS

UMKC												
Player	FG	3FG	FT	RB	PF	PT	A	Min				
Steward	f 4-13	0-4	7-8	4	1	15	0	34				
Clark	f 3-7	0-0	0-0	3	2	6	1	13				
Tillman	c 0-0	0-0	0-0	8	1	0	0	24				
Boyd	g 3-14	2-6	6-7	5	4	14	0	28				
Robinson	g 0-1	0-0	0-0	1	1	0	1	9				
Bishop	2-6	2-5	0-1	0	1	6	0	16				
King	1-2	0-1	1-2	2	0	3	1	13				
Ross	3-9	1-7	0-2	5	1	7	2	20				
Giles	0-0	0-0	0-0	0	2	0	0	8				
Leach	0-0	0-0	0-0	1	1	0	1	5				
Newbill	1-6	0-1	1-2	4	2	3	1	22				
Leek	0-2	0-2	0-0	1	3	0	0	8				
TOTALS	17-60	5-26	15-22	38	19	54	7	200				

Mississippi State												
Player	FG	3FG	FT	RB	PF	PT	A	Min				
Holman	f 1-3	0-0	0-1	6	3	2	3	21				
Kegler	g 2-8	2-4	2-3	7	1	8	0	25				
W'Spoon	g 9-15	5-8	2-5	7	2	25	4	25				
Ready	g 3-6	0-2	0-0	2	1	6	5	25				
Carter	g 4-9	3-4	0-0	4	0	11	0	27				
Peters	3-5	0-1	1-3	1	5	7	2	22				
Wright	0-0	0-0	0-0	2	1	0	0	14				
Stapleton	3-7	1-3	2-4	2	1	9	1	18				
Strugg	0-0	0-0	0-0	1	0	0	0	1				
Davis	1-1	0-0	0-0	0	0	2	0	2				
Washington	1-2	0-1	0-0	0	2	0	0	2				
Herard	2-2	0-0	1-2	8	2	5	0	15				
Datcher	0-0	0-0	0-0	2	2	0	0	3				
TOTALS	29-58	11-23	8-18	46	18	77	15	200				

Halftime: MSU 44, UMKC 28. FG%: MSU 50.0%, UMKC 28.3%. 3FG%: MSU 47.8%, UMKC 19.2%. FT%: MSU 44.4%, UMKC 68.2%. Turnovers: MSU 15 (Holman, 3), UMKC 13 (Boyd, Newbill 3). Blocked Shots: MSU 5 (Holman 3), UMKC 1 (Clark). Steals: MSU 6 (Stapleton, Kegler 2), UMKC 5 (Steward, Boyd 2). Officials: Byron Jarrett, Patrick Evans, Glenn Tuitt. Attendance: 7,109.

Game 13 — Jan. 3, 2017

Alabama	68
Mississippi State	58

Humphrey Coliseum • Starkville, MS

Alabama												
Player	FG	3FG	FT	RB	PF	PT	A	Min				
Key	f 3-5	1-2	2-2	6	4	9	1	20				
Hall	f 3-5	0-0	0-1	5	1	6	0	20				
Norris	g 3-9	1-4	4-4	2	4	11	1	32				
Johnson	g 5-15	1-4	2-2	5	3	13	0	32				
Ingram	g 4-8	0-0	5-6	9	1	13	4	35				
Collins	1-4	0-1	0-0	2	0	2	18					
Taylor	3-4	0-0	3-3	3	4	9	0	19				
Hale	1-3	0-2	0-2	2	1	2	0	8				
Olaniyan	1-1	0-0	1-2	6	2	3	1	16				
TOTALS	24-54	3-13	17-22	43	20	68	9	200				

Mississippi State												
Player	FG	3FG	FT	RB	PF	PT	A	Min				
Herard	f 0-1	0-0	4-4	5	4	4	0	16				
Stapleton	g 2-5	0-2	1-2	1	2	5	0	14				
Kegler	g 4-9	0-5	4-6	7	2	12	0	33				
W'Spoon	g 2-11	1-6	2-2	5	4	7	2	33				
Ready	g 2-5	0-0	2-2	1	1	6	3	34				
Peters	4-9	1-4	0-0	1	5	9	4	21				
Wright	0-0	0-0	0-0	0	0	0	0	1				
Carter	4-7	2-3	0-0	1	0	10	1	23				
Holman	1-5	0-1	3-4	5	4	5	1	25				
TOTALS	19-52	4-21	16-20	26	22	58	11	200				

Halftime: UA 32, MSU 20. FG%: MSU 36.5%, UA 44.4%. 3FG%: MSU 19.0%, UA 23.1%. FT%: MSU 80.0%, UA 77.3%. Turnovers: MSU 13 (Weatherspoon, Herard 4), UA 16 (Key 5). Blocked Shots: MSU 4 (Holman 4), UA 3 (Three players with 1). Steals: MSU 7 (Ready, Peters 2), UA 3 (Key, 3). Officials: Doug Simons, Roger Ayers, Bart Lemox. Attendance: 7,452.

Game 14 — Jan. 7, 2017

Mississippi State	95
LSU	78

Maravich Assembly Center • Baton Rouge, LA

Mississippi State												
Player	FG	3FG	FT	RB	PF	PT	A	Min				
Herard	f 4-6	0-0	0-0	4	1	8	1	17				
Holman	f 4-9	2-3	7-9	9	1	17	1	26				
Peters	g 4-10	2-5	5-6	1	2	15	5	27				
Kegler	g 2-7	2-5	5-6	7	3	11	0	27				
W'Spoon	g 6-11	1-3	1-2	7	2	14	1	33				
Wright	4-4	1-1	0-2	0	1	9	0	11				
Stapleton	2-3	0-1	0-0	0	0	4	0	4				
Ready	5-6	3-4	0-0	6	2	13	8	26				
Carter	0-1	0-0	0-0	2	0	0	1	15				
Datcher	2-4	0-0	0-0	2	3	4	0	14				
TOTALS	33-61	11-21	18-25	40	15	95	17	200				

LSU												
Player	FG	3FG	FT	RB	PF	PT	A	Min				
Reath	f 8-14	1-3	2-3	13	3	19	1	32				
Epps	f 1-3	0-1	0-0	4	2	2	1	18				
Sampson	g 3-10	0-5	0-0	0	1	6	0	19				
Blakeney	g 6-11	1-4	4-7	4	3	17	2	31				
Mays	g 4-8	2-3	0-0	3	2	10	5	23				
Robinson	0-0	0-0	0-0	0	1	0	0	2				
Haywood	2-3	2-2	2-2	1	3	8	0	14				
Jenkins	2-6	1-2	0-0	1	0	5	0	13				
Patterson	2-9	2-6	0-1	3	0	6	6	27				
Bridgewater	0-0	0-0	1-2	1	0	1	0	1				
Sims	1-8	0-1	2-2	5	1	4	0	20				
TOTALS	29-72	9-27	11-17	39	17	78	15	200				

Halftime: MSU 52, LSU 33. FG%: MSU 54.1%, LSU 40.3%. 3FG%: MSU 50.0%, LSU 33.3%. FT%: MSU 72.0%, LSU 64.7%. Turnovers: MSU 14 (Weatherspoon, 6), LSU 14 (Epps 4). Blocked Shots: MSU 6 (Three with 2), LSU 5 (Reath 3). Steals: MSU 7 (Weatherspoon 3), LSU 4 (Mays 2). Officials: Antinio Petty, Brian Shey, Sean Casey. Attendance: 7,626.

Game 15 — Jan. 10, 2017

Mississippi State	84
Arkansas	78

Bud Walton Arena • Fayetteville, AR

Mississippi State												
Player	FG	3FG	FT	RB	PF	PT	A	Min				
Holman	f 5-10	1-2	2-4	11	1	13	1	29				
Herard	c 1-3	0-0	2-5	4	3	4	0	15				
Peters	g 5-12	4-10	0-0	3	1	14	2	30				
Kegler	g 2-5	0-2	3-6	3	4	7	5	28				
W'Spoon	g 8-11	6-7	3-4	6	2	25	2	34				
Wright	1-2	0-0	0-0	2	1	2	0	3				
Stapleton	1-4	0-2	6-7	7	2	8	0	14				
Ready	1-3	6-6	6-6	3	1	8	4	30				
Carter	1-4	1-3	0-0	0	1	3	0	10				
Datcher	0-1	0-0	0-0	2	1	0	0	7				
TOTALS	25-55	12-26	22-32	41	17	84	14	200				

LSU												
Player		FG	3FG	FT	RB	PF	PT	A	Min			
Cook	f	1-3	0-0	1-2	3	2	3	1	11			
Kingsley	f	7-12	1-2	4-6	4	5	19	0	29			
Barford	g	4-8	0-3	2-3	5	3	10	1	23			
Macon	g	3-7	1-4	1-1	1	2	8	2	24			
Watkins	g	1-2	0-0	0-0	0	1	2	2	18			
Thompson		0-0	0-0	0-0	2	3	0	3	10			
Bailey		0-0	0-0	0-0	0	0	0	0	1			
Hannahs		6-13	3-7	2-2	3	2	17	1	27			
Thomas		2-4	0-0	4-8	7	1	8	0	26			
Jones		0-1	0-1	0-0	0	0	0	0	5			
Beard		4-9	2-4	1-1	2	2	11	2	26			
TOTALS		28-59	7-21	25-23	29	21	78	12	200			

Game 18 — Jan. 21, 2017

Tennessee	91
Mississippi State	74

Thompson Boling Arena • Knoxville, TN

Mississippi State												
Player	FG	3FG	FT	RB	PF	PT	A	Min				
Holman	f 2-6	0-3	0-2	6	1	4	0	18				
Herard	c 5-8	0-0	4-8	11	3	14	0	20				
Peters	g 4-10	1-5	2-2	2	2	11	7	26				
W'Spoon	g 3-8	1-2	4-5	1	2	11	0	29				
Kegler	g 3-6	2-3	2-2	3	2	10	0	25				
Singleton	0-0	0-0	0-0	0	0	0	0	1				
Ready	2-7	0-1	4-4	2	1	8	4	26				
Wright	2-3	0-1	0-1	5	5	4	0	13				
Carter	4-6	1-3	0-0	0	0	9	0	16				
Stapleton	1-4	0-2	1-4	2	4	3	0	17				
Datcher	0-1	0-0	0-0	2	4	0	0	9				
TOTALS	26-59	5-20	17-28	35	24	74	11	200				

Tennessee												
Player	FG	3FG	FT	RB	PF	PT	A	Min				
Alexander	f 2-6	0-0	1-2	4	0	5	0	14				
Williams	f 6-15	1-2	4-7	2	3	17	0	24				
Bowden	f 3-9	2-5	6-9	7	2	14	2	24				
Bone	g 3-9	0-2	2-4	6	0	8	4	24				
Hubbs III	g 8-11	1-1	2-2	5	4	19	3	33				
Turner	3-4	2-3	0-2	3	1	8	6	18				
Parker	0-1	0-0	0-0	0	0	0	1	7				
Evans	1-4	0-1	3-7	9	1	5	3	25				
Phillips	0-2	0-1	0-0	2	2	0	0	11				
Woodson	0-0	0-0	0-0	0	0	0	0	3				
Schofield	5-6	1-2	4-4	7	5	15	1	17				
TOTALS	31-67	7-17	22-37	49	18	91	20	200				

Halftime: UT 37, MSU 34. FG%: MSU 46.3%, UT 44.1%. 3FG%: MSU 41.2%, UT 25.0%. FT%: MSU 59.5%, UT 60.7%. Turnovers: MSU 11 (Weatherspoon 3), UT 7 (Bone, Turner 2). Blocked Shots: MSU 4 (Holman 2), UT 5 (Evans, 2). Steals: MSU 4 (Ready 2), UT 4 (Four with 1). Officials: Doug Shows, Sean Casey, Kerby Sittton. Attendance: 13,917.

Game 19 — Jan. 25, 2017

Mississippi State	89
Missouri	74

Humphrey Coliseum • Starkville, MS

Missouri												
Player	FG	3FG	FT	RB	PF	PT	A	Min				
Barnett	f 7-12	2-6	2-2	8	3	18	0	32				
Puryear	f 3-9	0-3	7-8	7	0	13	1	37				
Woods	f 0-0	0-0	0-3	3	5	0	1	12				
Walton	g 0-2	0-0	1-2	1	1	1	1	13				
Geist	g 6-13	1-3	5-6	4	1	18	0	26				
Phillips	3-6	1-4	2-2	2	5	9	4	28				
Hughes	2-5	0-1	0-0	3	2	4	2	13				
Nikko	1-3	0-0	0-0	2	3	2	0	11				
Vanleer	3-4	3-4	0-0	1	2	9	1	28				
TOTALS	25-54	7-21	17-23	32	22	74	10	200				

Mississippi State												
Player	FG	3FG	FT	RB	PF	PT	A	Min				
Herard	f 1-2	0-0	1-7	4	2	3	0	19				
Peters	g 8-12	7-11	0-0	1	4	23	2	20				
Stapleton	g 2-5	1-1	0-0	1	3	5	0	10				
Kegler	g 5-9	1-4	4-7	5	2	16	2	34				
W'Spoon	g 11-17	2-6	5-6	8	1	29	4	32				
Wright	3-4	1-1	0-0	0	1	7	0	17				
Davis	0-1	0-0	0-0	1	0	0	0	1				
Ready	0-1	0-0	0-0	4	2	0	8	34				
Washington	0-1	0-0	0-0	0	1	0	0	1				
Carter	1-1	0-0	0-0	2	0	2	0	5				
Holman	0-2	0-0	2-5	1	2	4	0	23				
Datcher	0-1	0-0	0-0	1	1	0	0	4				
TOTALS	32-56	12-23	13-25	30	19	89	16	200				

Halftime: MU 43, MSU 39. FG%: MSU 57.1%, MU 46.3%. 3FG%: MSU 52.2%, MU 33.3%. FT%: MSU 52%, MU 73.9%. Turnovers: MSU 7 (Weatherspoon, Holman 2), MU 10 (Phillips 3). Blocked Shots: MSU 5 (Holman 5), MU 0. Steals: MSU 4 (Weatherspoon 2), MU 1 (Geist). Officials: Pat Adams, Anthony Jordan, John Hampton. Attendance: 7,101.

Game 20 — Jan. 28, 2017

Alabama	71
Mississippi State	62

Coleman Coliseum • Tuscaloosa, AL

Mississippi State												
Player	FG	3FG	FT	RB	PF	PT	A	Min				
Holman	f 2-7	0-1	0-0	9	3	4	0	31				
Herard	c 5-5	0-0	2-4	6	2	12	1	30				
Peters	g 4-12	2-6	3-5	0	3	13	3	34				
Kegler	g 2-7	1-2	0-2	5	4	5	4	27				
W'Spoon	g 4-14	1-4	2-2	7	4	11	1	35				
Wright	2-3	0-1	1-1	1	1	5	0	15				
Stapleton	2-4	1-2	0-1	3	5	5	0	8				
Ready	0-0	0-0	0-0	0	0	0	0	2				
Carter	1-3	0-0	2-2	1	2	4	2	10				
Datcher	1-1	0-0	1-2	1	0	3	0	8				
TOTALS	23-56	5-16	11-19	40	24	58	11	200				

Alabama												
Player	FG	3FG	FT	RB	PF	PT	A	Min				
Norris	f 4-11	3-5	2-2	2	2	13	1	34				
Olaniyan	f 3-4	0-0	0-0	11	3	6	0	22				
Key	f 4-13	1-4	10-14	9	2	19	1	34				
Hall	f 1-3	0-0	4-4	6	2	6	1	22				
Ingram	g 1-9	1-3	12-12	1	1	15	6	33				
Collins	1-4	1-3	2-2	0	3	5	1	18				
Johnson	1-5	0-3	0-0	1	3	2	0	13				
Taylor	2-3	0-0	1-2	5	2	5	1	24				
TOTALS	17-52	6-18	31-36	37	18	71	11	200				

Halftime: UA 34, MSU 29. FG%: MSU 41.1%, UA 32.7%. 3FG%: MSU 31.3%, UA 33.3%. FT%: MSU 57.9%, UA 86.1%. Turnovers: MSU 18 (Peters 8). UA 13 (Key 5). Blocked Shots: MSU 2 (Holman, Kegler), UA 7 (Hall 4). Steals: MSU 5 (Peters 2), UA 11 (Three with 3). Officials: Karl Hess, Marc Ellard, Rob Rorke. Attendance: 15,383.

Game 21 — Jan. 31, 2017

Ole Miss	88
Mississippi State	61

The Pavilion • Oxford, MS

Mississippi State												
Player	FG	3FG	FT	RB	PF	PT	A	Min				
Herard	f 1-1	1-1	2-4	5	3	4	0	23				
Holman	f 4-6	4-6	0-0	6	3	9	1	25				
Peters	g 5-10	5-10	4-4	2	1	16	4	24				
Kegler	g 2-6	2-6	2-3	6	3	8	3	32				
W'Spoon	g 7-17	7-17	0-0	2	1	16	1	34				
Wright	0-1	0-1	2-2	3	1	2	1	20				
Stapleton	2-5	0-3	2-3	1	1	6	1	18				
Carter	0-7	0-4	0-0	1	3	0	1	20				
Datcher	0-0	0-0	0-0	0	2	0	0	4				
TOTALS	21-53	7-25	12-16	30	18	61	12	200				

Alabama									
Player	FG	3FG	FT	RB	PF	PT	A	Min	
Hymon	f 2-5	0-0	2-2	5	2	6	0	24	
Saiz	f 7-15	1-4	2-2	11	3	17	0	29	
Burnett	g 4-11	1-2	7-7	1	0	16	5	30	
Davis	g 7-13	1-6	3-3	5	3	18	4	28	
Tyree	g 3-9	0-3	1-3	3	1	7	4	24	
F.-Dorsey	1-2	0-0	0-0	0	0	2	0	2	
Neal	0-2	0-2	1-2	2	0	1	1	12	
Brooks	4-7	3-5	4-4	2	1	15	0	23	
Below	0-0	0-0	0-0	0	0	0	0	1	
F'avicius	2-4	0-1	2-2	10	3	6	1	27	
TOTALS	30-68	6-23	22-25	43	13	88	15	200	

Game 24 — Feb. 11, 2017

South Carolina	77
Mississippi State	73

Humphrey Coliseum • Starkville, MS

Player	FG	3FG	FT	RB	PF	PT	A	Min
Kotsar	f 5-7	0-0	0-4	5	3	10	0	32
Silva	f 5-7	0-0	5-6	2	5	15	1	22
Thornwell	g 9-15	3-5	7-8	4	0	28	4	38
Notice	g 2-5	1-2	4-7	5	1	9	2	37
Dozier	g 2-10	0-2	0-2	4	3	4	3	27
Gravett	1-2	1-2	0-0	0	0	3	0	15
Felder	0-1	0-0	0-0	0	1	0	1	3
Blanton	0-1	0-1	0-0	0	0	0	0	4
Gueye	0-0	0-0	0-0	0	1	0	0	4
Mckie	3-6	1-3	1-2	2	1	8	1	18
TOTALS	27-54	6-15	17-29	28	15	77	12	200

Player	FG	3FG	FT	RB	PF	PT	A	Min
Herard	f 1-1	0-0	0-0	3	2	2	0	18
Peters	g 1-6	1-5	0-0	2	1	3	3	19
Stapleton	g 4-7	1-3	2-2	3	3	11	1	28
Kegler	g 7-10	2-4	0-1	6	3	16	2	32
W'Spoon	g 1-5	0-2	3-4	5	4	5	5	28
Wright	2-4	1-2	2-2	4	4	7	0	21
Carter	8-13	5-10	1-3	0	2	22	0	27
Holman	3-4	1-1	0-0	7	5	7	1	23
Datcher	0-1	0-0	0-0	0	3	0	0	4
TOTALS	27-51	11-27	8-12	31	27	73	12	200

Halftime: MSU 36, USC 36. FG%: MSU 52.9%, USC 50.0%. 3FG%: MSU 40.7%, USC 40.7%. FT%: MSU 66.7%, USC 58.6%. Turnovers: MSU 19 (Herard, Peters 4), USC 11 (Silva 3). Blocked Shots: MSU 4 (Four with 1), USC 2 (Thornwell, Notice). Steals: MSU 5 (Kegler 2), USC 4 (Four with 1). Officials: Orlandis Poole, Tim Gattis, John Hampton. Attendance: 7,635.

Game 25 — Feb. 14, 2017

Georgia	79
Mississippi State	72

Stegeman Coliseum • Athens, GA

Player	FG	3FG	FT	RB	PF	PT	A	Min
Holman	f 2-4	1-2	0-0	3	5	5	0	16
Herard	c 2-5	0-0	0-0	2	3	4	0	27
Peters	g 5-15	3-7	1-2	5	4	14	7	27
Kegler	g 5-9	2-4	2-3	6	2	14	2	32
W'Spoon	g 5-13	0-4	4-4	6	2	14	1	29
Wright	1-1	0-0	0-0	1	2	2	1	16
Stapleton	4-8	3-4	0-0	3	2	11	0	18
Ready	2-6	0-2	0-0	2	2	4	1	22
Carter	1-2	0-1	0-0	0	1	2	1	6
Datcher	1-1	0-0	0-0	0	1	2	0	8
TOTALS	26-64	9-24	7-9	30	24	72	13	200

Player	FG	3FG	FT	RB	PF	PT	A	Min
Maten	f 6-13	0-1	12-13	9	4	24	3	30
Wilridge	f 2-2	1-1	0-0	6	0	5	4	29
Ogbeide	g 3-8	0-0	1-2	8	2	7	1	21
Parker	g 4-7	0-2	8-8	3	0	16	0	29
Frazier	g 4-11	3-6	6-6	5	1	17	6	38
Jackson II	0-1	0-0	0-0	3	1	0	2	15
Harris	0-1	0-0	0-0	0	0	0	1	5
Crump	1-3	1-2	0-0	1	0	3	0	5
Diatta	0-1	0-1	0-0	1	0	0	0	4
Kessler	0-1	0-0	0-0	0	2	0	0	3
Edwards	3-4	0-0	1-3	1	1	7	0	21
TOTALS	23-52	5-13	28-32	37	11	79	17	200

Halftime: MSU 32, UGA 28. FG%: MSU 43.8%, UGA 44.2%. 3FG%: MSU 37.5%, UGA 38.5%. FT%: MSU 77.8%, UGA 87.5%. Turnovers: MSU 15 (Peters, Weatherspoon 4). UGA 16 (Maten 4). Blocked Shots: MSU 2 (Stapleton, Herard), UGA 5 (Maten 3). Steals: MSU 8 (Three with 2), UGA 7 (Maten, Jackson II 2). Officials: Joe Lindsay, Micheal Roberts, Karl Hess. Attendance: 5,822.

Game 26 — Feb. 18, 2017

Florida	57
Mississippi State	52

Humphrey Coliseum • Starkville, MS

Player	FG	3FG	FT	RB	PF	PT	A	Min
Robinson	f 0-6	0-3	0-2	10	0	0	0	30
Hayes	f 2-3	0-0	5-7	10	4	9	0	25
Leon	f 1-6	1-6	4-6	4	1	7	0	33
Hill	g 4-8	0-0	1-2	5	1	9	1	23
Allen	g 4-12	1-4	2-2	4	0	11	2	30
Hester	0-0	0-0	0-0	0	0	0	0	1
Chiozza	6-8	2-3	0-0	2	0	14	2	28
Barry	3-7	1-1	0-0	1	1	7	0	22
Stone	0-1	0-1	0-0	1	1	0	0	2
Rimmer	0-1	0-0	0-0	2	2	0	0	6
TOTALS	20-52	5-18	12-19	42	10	57	5	200

Player	FG	3FG	FT	RB	PF	PT	A	Min
Herard	f 1-1	0-0	3-6	7	3	5	0	23
Peters	g 3-12	1-8	1-2	5	4	8	2	28
Kegler	g 2-7	0-3	0-0	4	0	4	1	29
W'Spoon	g 8-20	1-8	0-0	4	3	17	1	32
Ready	g 1-5	0-0	0-0	4	2	2	3	35
Wright	1-1	0-0	0-0	0	0	2	0	8
Stapleton	2-8	0-2	1-3	5	2	5	0	16
Carter	0-2	0-2	1-2	2	1	1	1	12
Holman	4-5	0-0	0-0	7	4	8	0	16
Datcher	0-0	0-0	0-0	0	0	0	0	1
TOTALS	22-61	2-23	6-13	38	19	52	8	200

Halftime: UF 32, MSU 24. FG%: MSU 36.1%, UF 38.5%. 3FG%: MSU 8.7%, UF 27.8%. FT%: MSU 63.2%, UF 46.2%. Turnovers: MSU 12 (Holman, Weatherspoon 2), UF 16 (Hill 6). Blocked Shots: MSU 3 (Holman 2), UF 6 (Hayes 4). Steals: MSU 7 (Peters 4), UF 3 (Three with one). Officials: Byron Jarrett, Chuck Jones, Owen Short. Attendance: 7,980.

Game 27 — Feb. 21, 2017

Ole Miss	87
Mississippi State	82 (ot)

Humphrey Coliseum • Starkville, MS

Player	FG	3FG	FT	RB	PF	PT	A	Min
Hymon	f 1-3	0-0	2-2	9	2	4	1	32
Saiz	f 6-11	0-1	11-11	10	4	23	0	36
Burnett	g 1-13	0-9	8-8	3	3	10	2	35
Davis	g 4-16	1-6	3-5	10	4	12	4	38
Tyree	g 9-15	1-2	5-6	3	2	24	3	36
F-Dorsey	0-0	0-0	0-0	0	0	0	0	2
Neal	3-7	3-5	0-0	3	1	9	0	25
F'vicius	0-0	0-0	5-12	4	4	5	0	21
TOTALS	24-65	5-23	34-44	48	20	87	10	225

Player	FG	3FG	FT	RB	PF	PT	A	Min
Herard	f 3-5	0-0	2-7	4	3	8	0	25
Peters	g 1-8	1-6	0-3	1	4	3	3	26
Kegler	g 6-11	1-4	2-2	8	5	15	1	31
W'Spoon	g 7-14	0-2	0-0	8	4	14	4	40
Ready	g 6-17	1-3	7-8	5	2	20	5	39
Stapleton	4-10	0-3	3-3	9	5	11	0	22
Carter	3-5	2-3	0-0	4	4	8	0	24
Holman	1-4	1-3	0-2	3	4	3	0	16
Datcher	0-0	0-0	0-0	0	1	0	0	2
TOTALS	31-74	6-24	14-25	49	32	82	13	225

Halftime: MSU 25, UM 23. FG%: MSU 41.9%, UM 36.9%. 3FG%: MSU 25.0%, UM 21.7%. FT%: MSU 56.0%, UM 77.3%. Turnovers: MSU 22 (Kegler, Ready 4), UM 21 (Tyree 7). Blocked Shots: MSU 7 (Holman, Stapleton 2), UM 6 (Furmanavicious 3). Steals: MSU 13 (Weatherspoon 4), UM 8 (Saiz, Davis 2). Officials: Joe DeRosa, Joe Lindsay, Gerry Pollard. Attendance: 7,863.

Game 28 — Feb. 25, 2017

Vanderbilt	77
Mississippi State	48

Memorial Gym • Nashville, TN

Player	FG	3FG	FT	RB	PF	PT	A	Min
Holman	f 1-7	1-2	2-4	6	0	5	0	19
Peters	g 1-7	0-3	5-6	3	3	7	2	26
Kegler	g 2-6	1-3	2-2	5	4	7	0	26
W'Spoon	g 6-11	3-3	0-0	5	1	15	2	31
Ready	g 0-4	0-1	0-0	0	1	0	1	27
Wright	1-1	1-1	2-2	4	0	5	0	12
Stapleton	1-2	1-2	2-2	1	4	5	1	21
Carter	1-6	0-3	0-0	1	0	2	1	17
Herard	1-2	0-0	0-0	0	0	2	0	14
Datcher	0-1	0-0	0-0	2	0	0	0	7
TOTALS	14-47	7-18	13-16	29	13	48	7	200

Player	FG	3FG	FT	RB	PF	PT	A	Min
Toye	f 2-6	2-4	0-0	2	1	6	1	30
Roberson	f 7-12	5-6	4-6	7	2	23	1	27
Kornet	c 4-9	2-4	0-0	8	2	10	2	25
Lachance	g 4-6	3-4	0-0	0	1	11	3	22
Cressler	g 2-7	0-3	0-0	7	1	4	4	23
Willis	0-3	0-1	1-2	2	0	1	3	18
Fisher-Davis	3-8	1-5	2-2	5	0	9	1	27
Baptiste	3-3	0-0	2-2	2	2	8	0	15
Brown	2-3	1-2	0-0	1	3	5	0	13
TOTALS	27-57	14-29	9-12	36	12	77	15	200

Halftime: VU 37, MSU 23. FG%: MSU 29.8%, VU 47.4%. 3FG%: MSU 38.9%, VU 48.3%. FT%: MSU 81.3%, VU 75.0%. Turnovers: MSU 17 (Holman 4), VU 12 (Toye 7). Blocked Shots: MSU 1 (Stapleton), UM 4 (Baptiste, Kornet 2). Steals: MSU 8 (Kegler, Peters 2), UM 6 (Roberson 2). Officials: Karl Hess, Terry Moore, Marc Ellard. Attendance: 9,212.

Game 29 — Feb. 28, 2017

South Carolina	63
Mississippi State	57

Colonial Life Arena • Columbia, SC

Player	FG	3FG	FT	RB	PF	PT	A	Min
Kegler	f 3-9	2-6	4-4	4	4	12	2	26
Herard	c 3-4	0-0	0-1	3	2	6	0	15
Peters	g 2-8	1-4	1-2	5	4	6	4	23
Stapleton	g 0-2	0-2	0-0	0	5	0	0	16
Ready	g 2-11	0-3	2-2	2	1	6	3	33
Wright	2-4	1-2	0-0	3	4	5	0	23
Carter	4-11	3-9	0-0	4	4	11	0	30
Holman	3-5	0-0	2-2	6	0	8	1	25
Datcher	1-1	0-0	1-1	2	2	3	0	9
TOTALS	20-55	7-26	10-12	31	26	57	10	200

South Carolina								
Player	FG	3FG	FT	RB	PF	PT	A	Min
Dozier	f 3-15	1-7	2-5	9	1	9	1	36
Silva	c 4-9	0-0	7-10	11	4	15	0	29
Thornwell	g 5-11	1-4	11-12	6	3	22	3	37
Notice	g 1-7	1-4	3-4	2	2	6	4	38
Mckie	g 0-0	0-0	0-0	0	0	0	0	2
Gravett	1-3	0-2	0-0	2	0	2	1	19
Felder	1-3	1-2	1-2	2	0	4	0	15
Kotstar	2-2	0-0	1-2	3	3	5	0	22
Keita	0-0	0-0	0-0	0	1	0	0	2
TOTALS	17-50	4-19	25-35	39	14	63	9	200

Game 30 — March 4, 2017

Mississippi State 88
LSU 76

Humphrey Coliseum • Starkville, MS

LSU

Player	FG	3FG	FT	RB	PF	PT	A	Min
Reath f	4-8	0-1	4-5	12	2	12	2	31
Epps f	5-7	0-0	0-0	5	4	10	0	22
Sampson g	3-4	2-3	6-6	2	2	14	0	26
Blakeney g	6-13	2-7	1-1	3	3	15	0	34
Mays g	5-11	1-2	4-5	1	1	15	2	23
Hayward	0-1	0-1	0-0	1	0	0	1	5
Jenkins	0-3	0-1	0-0	0	3	0	0	9
Patterson	0-6	0-4	2-4	1	2	2	6	22
Graves	0-0	0-0	0-0	0	1	0	0	1
Bridgewater	1-3	0-0	0-0	1	0	2	0	4
Sims	1-2	0-0	2-2	0	1	4	0	12
Eddlestone	1-1	0-0	0-0	4	1	2	0	11
TOTALS	26-59	5-19	19-23	39	17	76	11	200

Mississippi State

Player	FG	3FG	FT	RB	PF	PT	A	Min
Herard f	3-4	0-0	3-4	5	2	9	1	18
Holman f	6-12	0-3	2-2	6	4	14	1	19
Kegler g	3-9	0-5	2-2	6	0	8	1	31
W'Spoon g	8-11	1-2	1-3	6	3	18	2	26
Ready g	3-6	0-0	1-1	4	1	7	13	31
Peters	2-5	1-4	0-0	1	2	5	2	19
Wright	3-5	2-2	0-0	2	2	8	0	8
Stapleton	6-9	2-3	0-1	2	3	14	1	20
Carter	2-5	1-3	0-0	0	2	5	0	14
Datcher	0-0	0-0	0-0	3	2	0	0	14
TOTALS	36-66	7-22	9-13	39	21	88	21	200

Halftime: MSU 48, LSU 30. FG%: MSU 54.5%, LSU 44.1%. 3FG%: MSU 31.8%, LSU 26.3%. FT%: MSU 69.2%, LSU 82.6%. Turnovers: MSU 11 (Ready 5), LSU 11 (Blakeney 3). Blocked Shots: MSU 2 (Holman, Stapleton), LSU 3 (Reath 2). Steals: MSU 7 (Weatherspoon, Stapleton 2), LSU 4 (Mays 4). Officials: Antinio Petty, Glenn Tuitt, Wil Howard. Attendance 6,739.

Game 31 — March 8, 2017

Mississippi State
LSU

Bridgestone Arena • Nashville, TN

Game 32 — March 9, 2017

Mississippi State
Alabama

Bridgestone Arena • Nashville, TN

Game 33 — March 10, 2017**Game 34 — March 11, 2017****Game 35 — March 12, 2017**

All games

RECORD:	OVERALL	HOME	AWAY	NEUTRAL
ALL GAMES	15-15	10-7	2-7	3-1
CONFERENCE	6-12	4-5	2-7	0-0
NON-CONFERENCE	9-3	6-2	0-0	3-1

#	Player	gp-gs	min	avg	Total		3-Point		F-Throw		Rebounds								pts	avg		
					fg-fga	fg%	3fg-fga	3fg%	ft-fa	ft%	off	def	tot	avg	pf	dq	a	to			blk	stl
11	Q Weatherspoon	27-27	861	31.9	161-346	.465	47-121	.388	78-102	.765	37	102	139	5.1	66	1	52	61	7	46	447	16.6
01	Lamar Peters	28-17	701	25.0	97-250	.388	56-155	.361	56-75	.747	11	52	63	2.3	79	2	95	65	5	31	306	10.9
04	Mario Kegler	30-29	852	28.4	106-243	.436	40-113	.354	56-86	.651	36	131	167	5.6	74	2	36	58	7	22	308	10.3
35	Aric Holman	30-24	698	23.3	97-196	.495	12-45	.267	47-72	.653	56	127	183	6.1	74	4	18	52	59	20	253	8.4
15	IJ Ready	26-18	757	29.1	76-180	.422	11-42	.262	49-56	.875	7	63	70	2.7	34	0	120	50	1	44	212	8.2
03	Xavian Stapleton	21-5	342	16.3	53-117	.453	15-47	.319	25-41	.610	21	35	56	2.7	63	4	6	17	10	19	146	7.0
23	Tyson Carter	30-12	604	20.1	71-188	.378	39-110	.355	27-33	.818	5	48	53	1.8	40	0	22	14	4	20	208	6.9
34	Schnider Herard	30-17	576	19.2	56-96	.583	0-0	.000	51-103	.495	55	99	154	5.1	66	1	7	46	8	3	163	5.4
02	Eli Wright	28-1	370	13.2	34-65	.523	10-26	.385	22-31	.710	14	30	44	1.6	48	1	7	15	3	10	100	3.6
12	Drew Davis	5-0	11	2.2	3-6	.500	2-3	.667	0-0	.000	1	0	1	0.2	0	0	1	2	0	0	8	1.6
45	E.J. Datcher	29-0	202	7.0	10-26	.385	0-0	.000	5-9	.556	11	30	41	1.4	53	1	1	8	16	6	25	0.9
13	Nick Singleton	6-0	25	4.2	2-6	.333	1-3	.333	0-0	.000	1	2	3	0.5	2	0	1	1	1	1	5	0.8
05	Joe Strugg	6-0	15	2.5	1-4	.250	1-3	.333	0-0	.000	0	3	3	0.5	2	0	0	4	0	0	3	0.5
20	Miles Washington	5-0	12	2.4	1-3	.333	0-1	.000	0-0	.000	0	0	0	0.0	2	0	0	0	1	0	2	0.4
	Team										36	48	84				16					
	Total.....	30	6026		768-1726	.445	234-669	.350	416-608	.684	291	770	1061	35.4	603	16	366	409	122	222	2186	72.9
	Opponents.....	30	6025		749-1745	.429	190-594	.320	466-658	.708	335	779	1114	37.1	538	-	349	421	97	156	2154	71.8

TEAM STATISTICS			MS	OPP	Date	Opponent	Score	Att.
SCORING			2186	2154	11-11-16	NORFOLK STATE	W 78-74	4467
Points per game			72.9	71.8	11-17-16	vs UCF	L 61-86	3430
Scoring margin			+1.1	-	11-18-16	vs Boise State	W 80-68	3517
FIELD GOALS-ATT	768-1726	749-1745			11-20-16	vs UTEP	W 61-54	1293
Field goal pct			.445	.429	11-25-16	LEHIGH	L 73-87	6697
3 POINT FG-ATT	234-669	190-594			11-28-16	NORTHWESTERN STATE	W 65-59	6070
3-point FG pct			.350	.320	12-01-16	OREGON STATE	W 74-57	7684
3-pt FG made per game			7.8	6.3	12-04-16	GEORGIA STATE	W 82-60	6805
FREE THROWS-ATT	416-608	466-658			12-14-16	EAST TENNESSEE STATE	L 65-67	6479
Free throw pct			.684	.708	12-19-16	vs USM	W 86-44	4031
F-Throws made per game			13.9	15.5	12-22-16	MOREHEAD STATE	W 85-76	8328
REBOUNDS	1061	1114			12-29-16	MISSOURI-KANSAS CITY	W 77-54	7109
Rebounds per game			35.4	37.1	* 01-03-17	ALABAMA	L 58-68	7452
Rebounding margin			-1.8	-	* 01-07-17	at LSU	W 95-78	7626
ASSISTS	366	349			* 01-10-17	at Arkansas	W 84-78	15111
Assists per game			12.2	11.6	* 01-14-17	TEXAS A&M	W 67-59	8588
TURNOVERS	409	421			* 01-17-17	KENTUCKY	L 81-88	9768
Turnovers per game			13.6	14.0	* 01-21-17	at Tennessee	L 74-91	13917
Turnover margin			+0.4	-	* 01-25-17	MISSOURI	W 89-74	7101
Assist/turnover ratio			0.9	0.8	* 01-28-17	at Alabama	L 62-71	15383
STEALS	222	156			* 01-31-17	at Ole Miss	L 61-88	8205
Steals per game			7.4	5.2	* 02-04-17	TENNESSEE	W 64-59	7581
BLOCKS	122	97			* 02-07-17	at Auburn	L 92-98	7058
Blocks per game			4.1	3.2	* 02-11-17	SOUTH CAROLINA	L 73-77	7635
ATTENDANCE	124346	109835			* 02-14-17	at Georgia	L 72-79	5822
Home games-Avg/Game	17-7314	9-10840			* 02-18-17	FLORIDA	L 52-57	7980
Neutral site-Avg/Game	-	4-3068			* 02-21-17	OLE MISS	Lot 82-87	7863
					* 02-25-17	at Vanderbilt	L 48-77	9212
					* 02-28-17	at South Carolina	L 57-63	15230
					* 03-04-17	LSU	W 88-76	6739
Score by Periods	1st	2nd	OT	Totals				
Mississippi State	1000	1171	15	2186				
Opponents	1033	1101	20	2154				

* - Conference game

2016-17 Mississippi State Basketball
Mississippi State Combined Team Statistics (as of Mar 04, 2017)
Conference games

RECORD:	OVERALL	HOME	AWAY	NEUTRAL
ALL GAMES	6-12	4-5	2-7	0-0
CONFERENCE	6-12	4-5	2-7	0-0
NON-CONFERENCE	0-0	0-0	0-0	0-0

#	Player	gp-gs	min	avg	Total		3-Point		F-Throw		Rebounds											
					fg-fga	fg%	3fg-fga	3fg%	ft-fa	ft%	off	def	tot	avg	pf	dq	a	to	blk	stl	pts	avg
11	Q Weatherspoon	17-17	549	32.3	98-218	.450	26-74	.351	34-48	.708	23	69	92	5.4	45	1	29	41	4	26	256	15.1
01	Lamar Peters	18-16	486	27.0	65-179	.363	33-107	.308	50-66	.758	9	36	45	2.5	50	1	70	52	2	25	213	11.8
04	Mario Kegler	18-18	526	29.2	65-143	.455	24-69	.348	41-61	.672	21	80	101	5.6	50	2	28	38	6	13	195	10.8
35	Aric Holman	18-12	408	22.7	50-109	.459	9-28	.321	24-39	.615	31	74	105	5.8	49	3	10	32	33	9	133	7.4
34	Schnider Herard	18-17	374	20.8	42-69	.609	0-0	.000	42-82	.512	38	55	93	5.2	46	1	3	32	3	2	126	7.0
03	Xavian Stapleton	18-4	298	16.6	45-101	.446	11-40	.275	23-37	.622	20	30	50	2.8	58	4	5	15	7	13	124	6.9
15	IJ Ready	14-6	396	28.3	27-76	.355	4-15	.267	26-27	.963	2	34	36	2.6	17	0	59	27	1	22	84	6.0
23	Tyson Carter	18-0	269	14.9	33-90	.367	17-54	.315	4-7	.571	3	17	20	1.1	26	0	9	6	2	7	87	4.8
02	Eli Wright	17-0	203	11.9	26-39	.667	9-14	.643	8-12	.667	10	18	28	1.6	30	1	2	9	2	5	69	4.1
45	E.J. Datcher	17-0	114	6.7	5-14	.357	0-0	.000	2-3	.667	4	11	15	0.9	30	0	1	5	7	4	12	0.7
12	Drew Davis	1-0	1	1.0	0-1	.000	0-0	.000	0-0	.000	1	0	1	1.0	0	0	0	0	0	0	0	0.0
13	Nick Singleton	1-0	1	1.0	0-0	.000	0-0	.000	0-0	.000	0	0	0	0.0	0	0	0	0	0	0	0	0.0
20	Miles Washington	1-0	1	1.0	0-1	.000	0-0	.000	0-0	.000	0	0	0	0.0	1	0	0	0	0	0	0	0.0
Team											18	28	46				12					
Total.....		18	3626		456-1040	.438	133-401	.332	254-382	.665	180	452	632	35.1	402	13	216	269	67	126	1299	72.2
Opponents.....		18	3625		458-1051	.436	111-348	.319	341-481	.709	217	476	693	38.5	318	-	230	245	68	105	1368	76.0

TEAM STATISTICS	MS	OPP
SCORING	1299	1368
Points per game	72.2	76.0
Scoring margin	-3.8	-
FIELD GOALS-ATT	456-1040	458-1051
Field goal pct	.438	.436
3 POINT FG-ATT	133-401	111-348
3-point FG pct	.332	.319
3-pt FG made per game	7.4	6.2
FREE THROWS-ATT	254-382	341-481
Free throw pct	.665	.709
F-Throws made per game	14.1	18.9
REBOUNDS	632	693
Rebounds per game	35.1	38.5
Rebounding margin	-3.4	-
ASSISTS	216	230
Assists per game	12.0	12.8
TURNOVERS	269	245
Turnovers per game	14.9	13.6
Turnover margin	-1.3	-
Assist/turnover ratio	0.8	0.9
STEALS	126	105
Steals per game	7.0	5.8
BLOCKS	67	68
Blocks per game	3.7	3.8
ATTENDANCE	70707	97564
Home games-Avg/Game	9-7856	9-10840
Neutral site-Avg/Game	-	0-0

Date	Opponent		Score	Att.
* 01-03-17	ALABAMA	L	58-68	7452
* 01-07-17	at LSU	W	95-78	7626
* 01-10-17	at Arkansas	W	84-78	15111
* 01-14-17	TEXAS A&M	W	67-59	8588
* 01-17-17	KENTUCKY	L	81-88	9768
* 01-21-17	at Tennessee	L	74-91	13917
* 01-25-17	MISSOURI	W	89-74	7101
* 01-28-17	at Alabama	L	62-71	15383
* 01-31-17	at Ole Miss	L	61-88	8205
* 02-04-17	TENNESSEE	W	64-59	7581
* 02-07-17	at Auburn	L	92-98	7058
* 02-11-17	SOUTH CAROLINA	L	73-77	7635
* 02-14-17	at Georgia	L	72-79	5822
* 02-18-17	FLORIDA	L	52-57	7980
* 02-21-17	OLE MISS	Lot	82-87	7863
* 02-25-17	at Vanderbilt	L	48-77	9212
* 02-28-17	at South Carolina	L	57-63	15230
* 03-04-17	LSU	W	88-76	6739

* - Conference game

Score by Periods	1st	2nd	OT	Totals
Mississippi State	572	712	15	1299
Opponents	633	715	20	1368

2016-17 Mississippi State Basketball
Mississippi State Game-by-Game Highs (as of Mar 04, 2017)
All games

Opponent	Date	Score	Points	Rebounds	Assists	Steals	Blocked shots
NORFOLK STATE	11-11-16	78-74	22-Q Weatherspoon	11-Aric Holman	7-IJ Ready	2-Aric Holman	5-Aric Holman
vs UCF	11-17-16	61-86	19-Q Weatherspoon	7-Aric Holman Q Weatherspoon	4-IJ Ready Q Weatherspoon	2-Tyson Carter Mario Kegler	3-E.J. Datcher
vs Boise State	11-18-16	80-68	25-Q Weatherspoon	7-Schnider Herard	6-IJ Ready	4-Q Weatherspoon	None
vs UTEP	11-20-16	61-54	18-Aric Holman	8-Mario Kegler	4-Lamar Peters	2-Q Weatherspoon Aric Holman	1-Eli Wright
LEHIGH	11-25-16	73-87	20-IJ Ready	9-Mario Kegler	5-IJ Ready	2-Tyson Carter	1-E.J. Datcher Aric Holman Tyson Carter
NORTHWESTERN STATE	11-28-16	65-59	14-IJ Ready	7-Aric Holman Eli Wright	6-IJ Ready	5-IJ Ready	5-Aric Holman
OREGON STATE	12-01-16	74-57	21-Q Weatherspoon	7-Aric Holman	5-IJ Ready	5-IJ Ready	1-Tyson Carter Aric Holman
GEORGIA STATE	12-04-16	82-60	24-Lamar Peters	7-Schnider Herard	5-IJ Ready	4-Q Weatherspoon	2-Schnider Herard
EAST TENNESSEE STATE	12-14-16	65-67	17-Aric Holman	8-Mario Kegler	4-IJ Ready	3-Lamar Peters	4-Aric Holman
vs USM	12-19-16	86-44	16-Q Weatherspoon	12-Schnider Herard	8-IJ Ready	4-IJ Ready	2-E.J. Datcher Schnider Herard Lamar Peters Aric Holman
MOREHEAD STATE	12-22-16	85-76	27-Q Weatherspoon	7-Mario Kegler	3-IJ Ready Q Weatherspoon	2-Q Weatherspoon Xavian Stapleton	3-Aric Holman
MISSOURI-KANSAS CITY	12-29-16	77-54	25-Q Weatherspoon	8-Schnider Herard	5-IJ Ready	2-Xavian Stapleton Mario Kegler	3-Aric Holman
ALABAMA	01-03-17	58-68	12-Mario Kegler	7-Mario Kegler	4-Lamar Peters	2-Lamar Peters IJ Ready	4-Aric Holman
at LSU	01-07-17	95-78	17-Aric Holman	9-Aric Holman	8-IJ Ready	3-Q Weatherspoon	2-Q Weatherspoon E.J. Datcher Aric Holman
at Arkansas	01-10-17	84-78	25-Q Weatherspoon	11-Aric Holman	5-Mario Kegler	5-IJ Ready	2-Aric Holman
TEXAS A&M	01-14-17	67-59	16-Schnider Herard	5-Mario Kegler Aric Holman	5-IJ Ready	5-Lamar Peters	3-Aric Holman
KENTUCKY	01-17-17	81-88	25-Lamar Peters	8-Mario Kegler	2-Aric Holman Mario Kegler Q Weatherspoon Lamar Peters	4-Q Weatherspoon	2-Aric Holman
at Tennessee	01-21-17	74-91	14-Schnider Herard	11-Schnider Herard	7-Peters, Lamar	2-IJ Ready	2-Aric Holman
MISSOURI	01-25-17	89-74	29-Q Weatherspoon	8-Q Weatherspoon	8-IJ Ready	2-Q Weatherspoon	4-Aric Holman
at Alabama	01-28-17	62-71	13-Lamar Peters	9-Aric Holman	4-Mario Kegler	2-Lamar Peters	1-Mario Kegler Aric Holman
at Ole Miss	01-31-17	61-88	16-Q Weatherspoon Lamar Peters	6-Aric Holman Mario Kegler	4-Lamar Peters	1-Mario Kegler Xavian Stapleton Lamar Peters Schnider Herard Q Weatherspoon	2-Aric Holman
TENNESSEE	02-04-17	64-59	17-Mario Kegler	15-Schnider Herard	7-Lamar Peters	4-Xavian Stapleton	2-Aric Holman
at Auburn	02-07-17	92-98	25-Q Weatherspoon	9-Q Weatherspoon	7-Lamar Peters	1-E.J. Datcher Q Weatherspoon Aric Holman Schnider Herard Lamar Peters	1-Eli Wright Aric Holman Xavian Stapleton
SOUTH CAROLINA	02-11-17	73-77	22-Tyson Carter	7-Aric Holman	5-Q Weatherspoon	2-Mario Kegler	1-Aric Holman Mario Kegler E.J. Datcher

2016-17 Mississippi State Basketball
Mississippi State Game-by-Game Highs (as of Mar 04, 2017)
All games

Opponent	Date	Score	Points	Rebounds	Assists	Steals	Blocked shots
at Georgia	02-14-17	72-79	14-Lamar Peters Mario Kegler Q Weatherspoon	6-Mario Kegler Q Weatherspoon	7-Lamar Peters	2-Aric Holman IJ Ready Eli Wright	Tyson Carter 1-Schnider Herard Xavian Stapleton
FLORIDA	02-18-17	52-57	17-Q Weatherspoon	7-Schnider Herard Aric Holman	3-IJ Ready	4-Lamar Peters	2-Aric Holman
OLE MISS	02-21-17	82-87	20-IJ Ready	9-Xavian Stapleton	5-IJ Ready	4-Q Weatherspoon	2-Aric Holman Xavian Stapleton
at Vanderbilt	02-25-17	48-77	15-Q Weatherspoon	6-Aric Holman	2-Lamar Peters Q Weatherspoon	2-Mario Kegler Lamar Peters	1-Xavian Stapleton
at South Carolina	02-28-17	57-63	12-Mario Kegler	6-Aric Holman	4-Lamar Peters	1-Aric Holman IJ Ready Eli Wright Mario Kegler Tyson Carter Lamar Peters	3-E.J. Datcher
LSU	03-04-17	88-76	18-Q Weatherspoon	6-Q Weatherspoon Mario Kegler Aric Holman	13-IJ Ready	2-Xavian Stapleton Q Weatherspoon	1-Xavian Stapleton Aric Holman

2016-17 Mississippi State Basketball
Mississippi State Points-Rebounds-Assists (as of Mar 04, 2017)
All games

Opponent	Date	Score		01	02	03	04	05	11	12
				PETERS,LAM	WRIGHT,ELI	STAPLETON,	KEGLER,MAR	STRUGG,JOE	WEATHERSPO	DAVIS,DREW
NORFOLK STATE	11-11-16	78-74	w	0-1-3	0-0-0	DNP	8-2-1	DNP	22-6-2	DNP
vs UCF	11-17-16	61-86	L	DNP	2-0-0	DNP	7-5-0	0-0-0	19-7-4	DNP
vs Boise State	11-18-16	80-68	w	0-1-1	2-0-3	DNP	12-4-0	DNP	25-4-2	DNP
vs UTEP	11-20-16	61-54	w	13-1-4	0-1-0	DNP	6-8-0	DNP	9-3-2	DNP
LEHIGH	11-25-16	73-87	L	11-2-1	2-1-0	DNP	12-9-0	DNP	DNP	DNP
NORTHWESTERN STATE	11-28-16	65-59	w	DNP	11-7-1	DNP	8-2-0	0-0-0	DNP	DNP
OREGON STATE	12-01-16	74-57	w	10-1-3	10-3-1	DNP	12-3-1	0-1-0	21-4-0	0-0-0
GEORGIA STATE	12-04-16	82-60	w	24-6-4	0-2-0	DNP	16-4-3	0-1-0	14-3-3	0-0-0
EAST TENNESSEE STATE	12-14-16	65-67	L	10-1-2	4-0-0	DNP	12-8-1	DNP	13-7-1	DNP
vs USM	12-19-16	86-44	w	15-3-5	DNP	8-1-0	5-7-1	3-0-0	16-1-2	6-0-1
MOREHEAD STATE	12-22-16	85-76	w	3-1-0	0-0-0	5-3-0	7-7-1	DNP	27-5-3	DNP
MISSOURI-KANSAS CITY	12-29-16	77-54	w	7-1-2	0-2-0	9-2-1	8-7-0	0-1-0	25-7-4	2-0-0
ALABAMA	01-03-17	58-68	L	9-1-4	0-0-0	5-1-0	12-7-0	DNP	7-5-2	DNP
at LSU	01-07-17	95-78	w	15-1-5	9-0-0	4-0-0	11-7-0	DNP	14-7-1	DNP
at Arkansas	01-10-17	84-78	w	14-3-2	2-2-0	10-7-0	7-3-5	DNP	25-6-2	DNP
TEXAS A&M	01-14-17	67-59	w	14-2-4	0-0-0	3-0-0	4-5-0	DNP	13-1-1	DNP
KENTUCKY	01-17-17	81-88	L	25-7-2	2-0-0	9-0-0	13-8-2	DNP	15-3-2	DNP
at Tennessee	01-21-17	74-91	L	11-2-7	4-5-0	3-2-0	10-3-0	DNP	11-1-0	DNP
MISSOURI	01-25-17	89-74	w	23-1-2	7-0-0	5-1-0	16-5-2	DNP	29-8-4	0-1-0
at Alabama	01-28-17	62-71	L	13-0-3	5-1-0	5-3-0	5-5-4	DNP	11-7-1	DNP
at Ole Miss	01-31-17	61-88	L	16-2-4	2-3-1	6-1-1	8-6-3	DNP	16-2-1	DNP
TENNESSEE	02-04-17	64-59	w	4-2-7	0-1-0	14-11-1	17-9-1	DNP	7-9-0	DNP
at Auburn	02-07-17	92-98	L	23-2-7	9-2-0	3-1-0	16-4-2	DNP	25-9-0	DNP
SOUTH CAROLINA	02-11-17	73-77	L	3-2-3	7-4-0	11-3-1	16-6-2	DNP	5-5-5	DNP
at Georgia	02-14-17	72-79	L	14-5-7	2-1-1	11-3-0	14-6-2	DNP	14-6-1	DNP
FLORIDA	02-18-17	52-57	L	8-5-2	2-0-0	5-5-0	4-4-1	DNP	17-4-1	DNP
OLE MISS	02-21-17	82-87	L	3-1-3	DNP	11-9-0	15-8-1	DNP	14-8-4	DNP
at Vanderbilt	02-25-17	48-77	L	7-3-2	5-4-0	5-1-1	7-5-0	DNP	15-5-2	DNP
at South Carolina	02-28-17	57-63	L	6-5-4	5-3-0	0-0-0	12-4-2	DNP	DNP	DNP
LSU	03-04-17	88-76	w	5-1-2	8-2-0	14-2-1	8-6-1	DNP	18-6-2	DNP












Opponent	Date	Score		13	15	20	23	34	35	45
				SINGLETON,	READY,IJ	WASHINGTON	CARTER,TYS	HERARD,SCH	HOLMAN,ARI	DATCHER,EJ
NORFOLK STATE	11-11-16	78-74	w	DNP	14-3-7	DNP	17-1-2	4-4-0	11-11-0	2-7-0
vs UCF	11-17-16	61-86	L	0-2-0	15-3-4	DNP	8-2-2	2-2-0	6-7-0	2-2-0
vs Boise State	11-18-16	80-68	w	DNP	13-3-6	DNP	15-2-1	0-7-0	12-5-0	1-4-0
vs UTEP	11-20-16	61-54	w	DNP	6-2-3	DNP	9-6-1	0-5-2	18-4-0	0-0-0
LEHIGH	11-25-16	73-87	L	DNP	20-6-5	DNP	16-2-0	2-4-0	10-4-2	0-1-0
NORTHWESTERN STATE	11-28-16	65-59	w	5-1-0	14-3-6	DNP	10-3-2	2-4-0	13-7-0	2-3-0
OREGON STATE	12-01-16	74-57	w	0-0-0	4-1-5	0-0-0	8-3-0	2-4-0	7-7-1	0-0-0
GEORGIA STATE	12-04-16	82-60	w	0-0-0	11-3-5	0-0-0	2-3-2	8-7-0	7-4-0	0-0-0
EAST TENNESSEE STATE	12-14-16	65-67	L	DNP	0-2-4	DNP	7-0-1	0-3-0	17-6-0	2-4-0
vs USM	12-19-16	86-44	w	0-0-1	6-4-8	0-0-0	11-4-1	7-12-2	5-11-0	4-3-0
MOREHEAD STATE	12-22-16	85-76	w	DNP	19-2-3	DNP	7-3-1	5-1-0	12-6-2	0-0-0
MISSOURI-KANSAS CITY	12-29-16	77-54	w	DNP	6-2-5	2-0-0	11-4-0	5-8-0	2-6-3	0-2-0
ALABAMA	01-03-17	58-68	L	DNP	6-1-3	DNP	10-1-1	4-5-0	5-5-1	DNP
at LSU	01-07-17	95-78	w	DNP	13-6-8	DNP	0-2-1	8-4-1	17-9-1	4-2-0
at Arkansas	01-10-17	84-78	w	DNP	8-3-4	DNP	3-0-0	4-4-0	11-11-1	0-2-0
TEXAS A&M	01-14-17	67-59	w	DNP	6-3-5	DNP	0-0-0	16-4-0	11-5-0	0-0-1
KENTUCKY	01-17-17	81-88	L	DNP	4-0-1	DNP	0-1-1	7-5-0	6-4-2	0-0-0
at Tennessee	01-21-17	74-91	L	0-0-0	8-2-4	DNP	9-0-0	14-11-0	4-6-0	0-2-0
MISSOURI	01-25-17	89-74	w	DNP	0-4-8	0-0-0	2-2-0	3-4-0	4-1-0	0-1-0
at Alabama	01-28-17	62-71	L	DNP	0-0-0	DNP	4-1-2	12-6-1	4-9-0	3-1-0
at Ole Miss	01-31-17	61-88	L	DNP	DNP	DNP	0-1-1	4-5-0	9-6-1	0-0-0
TENNESSEE	02-04-17	64-59	w	DNP	DNP	DNP	6-0-0	12-15-0	4-5-0	0-0-0
at Auburn	02-07-17	92-98	L	DNP	DNP	DNP	2-1-0	6-6-0	8-6-1	0-0-0
SOUTH CAROLINA	02-11-17	73-77	L	DNP	DNP	DNP	22-0-0	2-3-0	7-7-1	0-0-0
at Georgia	02-14-17	72-79	L	DNP	4-2-1	DNP	2-0-1	4-2-0	5-3-0	2-0-0
FLORIDA	02-18-17	52-57	L	DNP	2-4-3	DNP	1-2-1	5-7-0	8-7-0	0-0-0
OLE MISS	02-21-17	82-87	L	DNP	20-5-5	DNP	8-4-0	8-4-0	3-3-0	0-0-0
at Vanderbilt	02-25-17	48-77	L	DNP	0-0-1	DNP	2-1-1	2-0-0	5-6-0	0-2-0
at South Carolina	02-28-17	57-63	L	DNP	6-2-3	DNP	11-4-0	6-3-0	8-6-1	3-2-0
LSU	03-04-17	88-76	w	DNP	7-4-13	DNP	5-0-0	9-5-1	14-6-1	0-3-0

2016-17 Mississippi State Basketball
Mississippi State Team Game-by-Game Comparison (as of Mar 04, 2017)
All games

Opponent	1st	2nd	Score	Mar	Total FG	FG Pct	3-Pointers	3FG Pct	Free Throws	FT Pct	Rebounds	Assist	T/Over	Block	Steal	Fouls
NORFOLK STATE	39/39	39/35	78-74	+4	28-60/26-57	.467/.456	11-23/5-15	.478/.333	11-17/17-26	.647/.654	38/35 +3	15/11	13/12	8/5	4/5	22/21
UCF	33/53	28/33	61-86	(25)	20-62/32-64	.323/.500	6-24/5-15	.250/.333	15-20/17-26	.750/.654	35/49 (14)	10/18	10/10	5/3	8/4	21/16
Boise State	37/29	43/39	80-68	+12	28-57/27-55	.491/.491	5-21/7-25	.238/.280	19-23/7-10	.826/.700	35/27 +8	13/10	10/17	0/1	13/3	16/23
UTEP	33/33	28/21	61-54	+7	21-52/19-51	.404/.373	7-20/4-22	.350/.182	12-14/12-20	.857/.600	34/34 -	12/10	8/12	1/2	5/2	20/18
LEHIGH	29/38	44/49	73-87	(14)	26-63/34-66	.413/.515	7-22/11-26	.318/.423	14-17/8-8	.824/1000	32/39 (7)	8/16	10/11	3/2	5/6	13/14
NORTHWESTERN STATE	28/28	37/31	65-59	+6	24-52/21-54	.462/.389	2-15/9-21	.133/.429	15-20/8-10	.750/.800	31/33 (2)	9/8	13/19	7/0	11/5	13/18
OREGON STATE	45/19	29/38	74-57	+17	22-44/21-45	.500/.467	11-19/6-13	.579/.462	19-25/9-11	.760/.818	29/24 +5	11/8	17/21	2/3	17/4	17/19
GEORGIA STATE	44/36	38/24	82-60	+22	31-66/25-62	.470/.403	13-34/6-19	.382/.316	7-9/4-6	.778/.667	38/37 +1	17/10	11/18	4/5	9/3	15/15
EAST TENNESSEE STATE	26/31	39/36	65-67	(2)	23-55/26-59	.418/.441	6-18/7-19	.333/.368	13-20/8-14	.650/.571	35/36 (1)	9/5	14/12	5/4	4/4	17/22
USM	39/25	47/19	86-44	+42	29-59/15-65	.492/.231	17-29/5-26	.586/.192	11-14/9-11	.786/.818	46/37 +9	21/6	14/15	11/1	9/6	16/13
MOREHEAD STATE	31/41	54/35	85-76	+9	31-58/28-56	.534/.500	5-20/9-19	.250/.474	18-29/11-13	.621/.846	30/32 (2)	10/10	5/16	4/2	5/4	13/22
MISSOURI-KANSAS CITY	44/28	33/26	77-54	+23	29-58/17-60	.500/.283	11-23/5-26	.478/.192	8-18/15-22	.444/.682	46/38 +8	15/7	15/13	5/1	6/5	18/19
ALABAMA	20/32	38/36	58-68	(10)	19-52/24-54	.365/.444	4-21/3-13	.190/.231	16-20/17-22	.800/.773	26/43 (17)	11/9	13/17	4/3	7/3	22/20
LSU	52/33	43/45	95-78	+17	33-61/29-72	.541/.403	11-22/9-27	.500/.333	18-25/11-17	.720/.647	40/39 +1	17/15	14/14	6/5	7/4	15/17
Arkansas	40/34	44/44	84-78	+6	25-55/28-59	.455/.475	12-26/7-21	.462/.333	22-32/15-23	.688/.652	41/29 +12	14/12	16/9	2/0	8/9	17/21
TEXAS A&M	25/24	42/35	67-59	+8	19-44/23-52	.432/.442	5-18/1-14	.278/.071	24-30/12-20	.800/.600	23/38 (15)	11/10	13/22	5/3	11/5	21/19
KENTUCKY	34/46	47/42	81-88	(7)	32-59/33-65	.542/.508	5-17/7-18	.294/.389	12-22/15-24	.545/.625	32/38 (6)	10/16	19/16	3/6	10/5	28/24
Tennessee	34/37	40/54	74-91	(17)	26-59/31-67	.441/.463	5-20/7-17	.250/.412	17-28/22-37	.607/.595	35/49 (14)	11/20	11/7	4/5	4/4	24/18
MISSOURI	39/43	50/31	89-74	+15	32-56/25-54	.571/.463	12-23/7-21	.522/.333	13-25/17-23	.520/.739	30/32 (2)	16/10	7/10	5/0	4/1	19/22
Alabama	29/34	33/37	62-71	(9)	23-56/17-52	.411/.327	5-16/6-18	.313/.333	11-19/31-36	.579/.861	40/37 +3	11/11	18/13	2/7	5/11	24/18
Ole Miss	33/51	28/37	61-88	(27)	21-53/30-68	.396/.441	7-25/6-23	.280/.261	12-16/22-25	.750/.880	30/43 (13)	12/15	19/8	3/4	5/11	18/13
TENNESSEE	21/33	43/26	64-59	+5	21-68/22-57	.309/.386	7-26/5-18	.269/.278	15-31/10-22	.484/.455	55/45 +10	9/11	10/14	4/2	6/1	24/24
Auburn	28/48	64/50	92-98	(6)	27-59/32-62	.458/.516	11-23/9-22	.478/.409	27-34/25-38	.794/.658	33/38 (5)	10/22	13/12	3/6	5/7	28/23
SOUTH CAROLINA	36/36	37/41	73-77	(4)	27-51/27-54	.529/.500	11-27/6-15	.407/.400	8-12/17-29	.667/.586	31/28 +3	12/12	19/11	4/2	5/4	27/15
Georgia	32/28	40/51	72-79	(7)	28-64/23-52	.438/.442	9-24/5-13	.375/.385	7-9/28-32	.778/.875	30/37 (7)	13/17	15/16	2/5	8/7	24/11
FLORIDA	24/32	28/25	52-57	(5)	22-61/20-52	.361/.385	2-23/5-18	.087/.278	6-13/12-19	.462/.632	38/42 (4)	8/5	12/16	3/6	7/3	19/10
OLE MISS	25/23	42/44	82-87	(5)	31-74/24-65	.419/.369	6-24/5-23	.250/.217	14-25/34-44	.560/.773	49/48 +1	13/10	22/21	7/6	13/8	32/20
Vanderbilt	23/37	25/40	48-77	(29)	14-47/27-57	.298/.474	7-18/14-29	.389/.483	13-16/9-12	.813/.750	29/36 (7)	7/15	17/12	1/4	8/6	13/12
South Carolina	29/32	28/31	57-63	(6)	20-55/17-50	.364/.340	7-26/4-19	.269/.211	10-12/25-35	.833/.714	31/39 (8)	10/9	20/16	7/1	6/10	26/14
LSU	48/30	40/46	88-76	+12	36-66/26-59	.545/.441	7-22/5-19	.318/.263	9-13/19-23	.692/.826	39/32 +7	21/11	11/11	2/3	7/6	21/17

Note: Game totals are displayed in the format TEAM/OPPONENT for each category

2016-17 MISSISSIPPI STATE PLAYER BREAKDOWN

1		Lamar Peters Fr G 6-0 188 New Orleans, LA	MIN 25.0	PTS 10.9	RBS 2.3	AST 3.4	FG% .388	3FG% .361	FT% .747	Notes: Appeared in 10 non-conference games and averaged 9.3 points. Had 24 points vs. Georgia State with six 3-pointers. Started last eight SEC games. Scored in double-digits 16 times, including 14 at Georgia. Had a career-high 25 points against Kentucky. Shot seven 3-pointers and 5 back-to-back and totaled 23 points and 2 assists against Missouri. Had 5 points and 1 rebound against LSU. 5th in the SEC in 3FG%.
2		Eli Wright Fr G 6-4 203 Owensboro, KY	MIN 13.2	PTS 3.6	RBS 1.6	STL 0.4	FG% .523	3FG% .385	FT% .710	Notes: Appeared in 11 non-conference games and averaged 2.8 points, with a career-best 11 coming against Northwestern State. Had 9 points at LSU and at Auburn. Played 3 minutes vs. Arkansas and Texas A&M. Scored in double-digits twice. Had 8 points and 2 rebounds against LSU.
3		Xavian Stapleton So G 6-6 207 Flora, MS	MIN 16.3	PTS 7.0	RBS 2.7	STL 0.9	FG% .453	3FG% .319	FT% .610	Notes: Sat out the first nine games recovering from a torn left ACL. First game at MSU came against USM, where he had 8 points, 2 steals. Averaged 7.3 points in non-conference games. Started four games. Had 14 points and 11 rebounds against Tennessee to earn his first-career double-double. Had 14 points and 2 rebounds against LSU.
4		Mario Kegler Fr G 6-7 220 Jackson, MS	MIN 28.4	PTS 10.3	RBS 5.6	AST 1.2	FG% .436	3FG% .354	FT% .651	Notes: Started 11 of the 12 games non-conference games and averaged 9.4 points. Has scored in double-digits 11 times, with season-high 17 points coming against Tennessee. Season-high 9 rebounds vs. Lehigh and Tennessee. Had 8 points and 6 rebounds against LSU.
5		Joe Strugg Fr F 6-9 196 Montgomery, AL	MIN 2.5	PTS 0.5	RBS 0.5	AST ---	FG% .250	3FG% .333	FT% ---	Notes: Appeared in six games and averaged 0.5 points and 0.5 rebounds. Made collegiate debut vs. UCF and logged 2 minutes. Hasn't appeared in any SEC games.
11		Quinnndary Weatherspoon So G 6-4 205 Canton, MS	MIN 31.9	PTS 16.6	RBS 5.1	AST 1.9	FG% .465	3FG% .388	FT% .765	Notes: Preseason All-SEC selection who started all 10 non-conference games he played. Missed Lehigh and Northwestern State due to wrist injury. 27 points against Morehead State. Has totaled 20-plus points eight this year. Scored in double-digits 20 times. SEC player of the week Jan. 23. Had a career-high 29 points and 8 rebounds against Missouri. Had 18 points and 6 rebounds against LSU. Is 7th in scoring in the SEC.
15		I.J. Ready Sr G 5-11 166 Rixey, AR	MIN 29.1	PTS 8.2	RBS 2.7	AST 4.6	FG% .422	3FG% .262	FT% .875	Notes: MSU's lone senior who started all 12 non-conference games. Has now appeared in 107 games and scored 848 points. Averaged 10.7 points in non-conference play. Season-high 8 assists vs. USM and Mizzou. 19 points vs. Morehead State. Had 8 assists and 1 steal against Missouri. Had 7 points and a career-high 13 assists against LSU. His 4.6 assists are third most in the SEC, while his 2.4 assist/turnover ratio is tops. 7th all-time at MSU with 394 assists.
23		Tyson Carter Fr G 6-4 167 Starkville, MS	MIN 20.1	PTS 6.9	RBS 1.8	AST 0.7	FG% .378	3FG% .355	FT% .818	Notes: Started all 12 non-conference games and averaged 10.1 points. Season-best 17 points vs. Norfolk, the most by a freshman on opening day since 1987-88. Had 10 points vs. Alabama. Came off the bench vs. Arkansas and totaled 3 points. Has scored in double-digits eight times. Had a career-high 22 points against South Carolina. Had 5 points against LSU.
34		Schnider Herard Fr F 6-10 250 Port-Au-Prince, Haiti	MIN 19.2	PTS 5.4	RBS 5.1	BLK 0.3	FG% .583	3FG% ---	FT% .495	Notes: Appeared in all 12 non-conference games and averaged 3.1 points. 8 points vs. Georgia State and 12 rebounds vs. USM. Started all 14 SEC games. Career-high 16 points vs. Texas A&M. Had 7 points and 5 rebounds against Kentucky. First-career double-double at Tennessee with 14 points and 11 rebounds. Earned his second double-double against Tennessee with a career-high 15 rebounds and 12 points. Had 9 points and 5 rebounds against LSU.
35		Aric Holman So F 6-10 222 Owensboro, KY	MIN 23.3	PTS 8.4	RBS 6.1	BLK 2.0	FG% .495	3FG% .267	FT% .653	Notes: Started all 12 non-conference games and averaged 10.0 points. Career high of 18 points came against UTEP. Has two double-doubles, first against Norfolk State and then at Arkansas with 13 points and 11 rebounds. Had 14 points and 6 rebounds against LSU. His 59 blocks are the fourth-most in the SEC. Has scored in double-digits 11 times this season.
45		E.J. Datcher Fr C 6-9 240 Harpersville, AL	MIN 7.0	PTS 0.9	RBS 1.4	BLK 0.6	FG% .385	3FG% ---	FT% .556	Notes: Appeared in all 12 non-conference games and averaged 1.1 points. Season-best 4 points came against USM and LSU, while season-best 7 rebounds came against Norfolk State. Had 2 points against Georgia. Logged 1 minute against Florida. Had 0 points and 3 rebounds against LSU.