



# Mississippi State Bulldogs (21-10, 9-9)

## vs. LSU Tigers (17-13, 8-10)

### Basketball Communications

Gregg Ellis, Primary Contact  
(W) 662.325.3595 | (C) 662.322.0145 | gellis@athletics.msstate.edu  
@msusportsgregg

Mary Catherine Molay, Secondary Contact  
(C) 205.907.7069 | mcmolay@athletics.msstate.edu  
@guacamolay85

TV: SEC Network

Play-by-Play: Tom Hart; Analyst: Jimmy Dykes; Sideline: Molly McGrath

### PROJECTED STARTING 5



#### 0 Nick Weatherspoon

6-2 | 195 | Fr. | G  
Canton, MS

PPG: 11.1  
APG: 2.1  
FG%: .469  
FT%: .716



#### 1 Lamar Peters

6-0 | 185 | So. | G  
New Orleans, LA

PPG: 9.2  
APG: 4.0  
FG%: .358  
FT%: .635



#### 11 Quindary Weatherspoon

6-4 | 205 | Jr. | G  
Canton, MS

PPG: 14.7  
RPG: 5.9  
FG%: .495  
FT%: .752



#### 24 Abdul Ado

6-11 | 250 | Fr. | F  
Lagos, Nigeria

PPG: 7.9  
RPG: 6.5  
FG%: .651  
FT%: .511



#### 35 Aric Holman

6-10 | 225 | Jr. | F  
Owensboro, KY

PPG: 10.7  
RPG: 6.5  
FG%: .580  
FT%: .723

### RADIO: MSU RADIO NETWORK | SATELLITE RADIO

Play-by-Play: Neil Price; Analyst: Richard Williams | Sirius/XM Channels: 84

### MATCHUP INFO

- St. Louis, MO
- March 8, 2018, 6 p.m.
- Scottrade Arena (20,948)

#### Series Info

Overall: 119-101, LSU  
Home: 60-38, MSU  
Away: 69-36, LSU  
Neutral: 5-3, MSU  
Last Meeting: L, 78-57 (3-3-18)



#### MSU Head Coach

Ben Howland  
(Weber State, 1979)  
MSU: 51-43/3rd  
Career: 452-249/22nd  
vs. LSU: 4-2



#### LSU Head Coach

Will Wade  
(Clemson, 2005)  
LSU: 17-13/1st  
Career: 108-58/5th  
vs. MSU: 1-0

### Bulldog Bites For The LSU Game . . .

- Quindary Weatherspoon was named 2nd team All-SEC on Tuesday, while Nick Weatherspoon was named to the All-Freshman team.
- Monday, Quindary Weatherspoon won the Howell Trophy, the sixth time an MSU player has won.
- Mississippi State is 30-54 all-time at the SEC Tournament with three titles (1996, 2002 and 2009).
- In SEC Tournament openers, the Bulldogs are 18-39 all-time.
- Vanderbilt is MSU's most common foe with 14 meetings. The most wins against any team in the tournament is Vanderbilt (6), while the most losses are against Georgia (10).
- Against LSU, the Bulldogs are 4-2 and have won four in a row. The last meeting was last year, 79-52 in Nashville.
- For the second-straight year, MSU and LSU have closed the regular season only to meet again in their SEC Tournament opener. This year, though, it's in the second round.
- Mississippi State earned its first tournament bye since the league expanded in 2013.
- The MSU-LSU series (211 games) is the fourth-most played in the SEC.
- For the first time with Ben Howland at the helm, MSU has lost back-to-back games by 20-plus points.
- Mississippi State now has 18 20-plus win seasons in school history.
- MSU (4th, .466) and LSU (2nd, .476) are two of the best shooting teams in the SEC.
- The Bulldogs are seeking 22 wins for the first time since going 24-12 in 2010.
- Nick Weatherspoon is second in the SEC with 19 charges taken. Alabama's Herbert Jones has 20.
- Quindary Weatherspoon has 1,305 points for his career, now tied for the 19th most in school history with Rich Knarr and two shy of tying Tang Hamilton at No. 18.
- Aric Holman has 125-career blocked shots, now the 7th most in school history.
- Abdul Ado has a team-high 59 blocked shots, the third most by a freshman in school history.
- MSU is 15th nationally with its 5.2 blocks, while Abdul Ado is tied 47th in the country at 1.97.
- Nick Weatherspoon's 345 points are the eighth most by an MSU freshman.
- MSU is also 58th in the nation in field goal defense at 41.8 percent and 60th in points allowed (67.8).
- The Bulldogs have held 11 of its 18 SEC foes below their scoring average and 23 of 31 overall.

### 2017-18 MISSISSIPPI STATE SCHEDULE/RESULTS

#### NOVEMBER

10	ALABAMA STATE (SECN+)	W, 96-68
18	FLORIDA A&M (SECN+)	W, 79-48
20	GREEN BAY (SECN+)	W, 77-68
22	STEPHEN F. AUSTIN (SECN+)	W, 80-75
26	JACKSONVILLE STATE (SECN+)	W, 59-56
30	NORTH DAKOTA STATE (SECN)	W, 83-59

#### DECEMBER

3	DAYTON (SECN)	W, 61-59
9	NORTH GEORGIA (SECN+)	W, 95-62
12	at Cincinnati (ESPN2)	L, 65-50
16	UT Martin (SECN+)	W, 92-61
20	LITTLE ROCK (SECN+)	W, 64-48
23	vs. Southern Miss ^	W, 70-64
30	North Florida (SECN+)	W, 109-81

#### JANUARY

2	ARKANSAS (SECN)	W, 78-75
6	at Ole Miss (SECN)	L, 64-58
10	at Florida (SECN)	L, 71-54
13	AUBURN (SECN)	L, 76-68
16	VANDERBILT (SECN)	W, 80-62
20	at Alabama (SECN)	L, 68-62
23	at Kentucky (ESPN)	L, 78-65
27	MISSOURI (SECN)	W, 74-62
31	at South Carolina (SECN)	W, 81-76

#### FEBRUARY

3	GEORGIA (ESPNU)	W, 72-57
6	ALABAMA (SECN)	W, 67-63
10	at Missouri (ESPN2)	L, 89-85
14	at Vanderbilt (SECN)	L, 81-80

17	OLE MISS (SECN)	W, 79-62
20	at Texas A&M (SECN)	W, 93-81
24	SOUTH CAROLINA (SECN)	W, 72-68
27	TENNESSEE (SECN)	L, 76-54

#### MARCH

3	at LSU (SECN)	L, 78-57
2018 SEC Tournament		
8	LSU (SECN)!	6 p.m.

^ - Jackson, Miss (Mississippi Coliseum)

! - St. Louis (Scottrade Arena)

## 2017-18 MISSISSIPPI STATE NUMERICAL ROSTER

No.	Name	Pos.	Ht.	Wt.	Yr.	Exp.	Hometown
0	Nick Weatherspoon	G	6-2	195	Fr.	HS	Canton, MS (Velma Jackson HS)
1	Lamar Peters	G	6-0	185	So.	1L	New Orleans, LA (Landry-Walker HS)
2	Eli Wright	G	6-4	190	So.	1L	Owensboro, KY (22 Feet Academy)
3	Xavian Stapleton	G	6-6	210	Jr.	1L	Flora, MS (Louisiana Tech)
5	Mitchell Storm	F	6-7	202	So.	TR	Madison, MS (East Mississippi CC)
10	Tate Clayton	G	6-2	170	Fr.	HS	Tupelo, MS (Tupelo HS)
11	Quinnndary Weatherspoon	G	6-4	205	Jr.	2L	Canton, MS (Velma Jackson HS)
12	Drew Davis	G	5-10	165	Sr.	1L	Atlanta, GA (Ft. Walton Beach HS)
13	Nick Singleton	G	6-5	195	Jr.	1L	Decatur, GA (Kennesaw State)
15	T.J. Gray	G	6-0	170	So.	HS	Columbus, MS (Columbus HS)
22	KeyShawn Feazell	F	6-8	230	Fr.	HS	New Hebron, MS (Lawrence County HS)
23	Tyson Carter	G	6-4	165	So.	1L	Starkville, MS (Starkville HS)
24	Abdul Ado	F	6-11	250	Fr.	HS	Lagos, Nigeria (Hamilton Heights HS)
35	Aric Holman	F	6-10	225	Jr.	2L	Owensboro, KY (Owensboro HS)
45	E.J. Datcher	C	6-10	240	Fr.	1L	Harpersville, AL (Vincent HS)

<b>Head Coach:</b>	Ben Howland (Weber State, 1979; 3rd year)
<b>Assistant Coaches:</b>	George Brooks (Mississippi State, 1997; 8th year) Korey McCray (Mercer, 2001; 3rd year) Ernie Zeigler (Cleary College, 1994; 3rd year)
<b>Director of Basketball Operations:</b>	Michael Moynihan
<b>Director of Basketball Performance:</b>	Collin Crane
<b>Graduate Assistant Coaches:</b>	Alfred Aboya Bo Rodriguez

## 2017-18 A-Z Roster

No.	Name	Yr.
24	Ado, Abdul	Fr.
23	Carter, Tyson	So.
10	Clayton, Tate	Fr.
45	Datcher, EJ	So.
12	Davis, Drew	Sr.
22	Feazell, KeyShawn	Fr.
15	Gray, T.J.	So.
35	Holman, Aric	Jr.
1	Peters, Lamar	So.
13	Singleton, Nick	Jr.
3	Stapleton, Xavian	Jr.
5	Storm, Mitchell	So.
0	Weatherspoon, Nick	Fr.
11	Weatherspoon, Quinnndary	Jr.
2	Wright, Eli	So.

## By State/Country

Alabama (1)		
45	Datcher, EJ	So.
Georgia (2)		
12	Davis, Drew	Sr.
13	Singleton, Nick	Jr.
Kentucky (2)		
35	Holman, Aric	Jr.
2	Wright, Eli	So.
Louisiana (1)		
1	Peters, Lamar	So.
Mississippi (8)		
23	Carter, Tyson	So.
10	Clayton, Tate	Fr.
22	Feazell, KeyShawn	Fr.
15	Gray, T.J.	So.
3	Stapleton, Xavian	Jr.
5	Storm, Mitchell	So.
0	Weatherspoon, Nick	Fr.
11	Weatherspoon, Quinnndary	Jr.
Nigeria (1)		
24	Ado, Abdul	Fr.

## PRONUNCIATION GUIDE

ABDUL ADO: AB-DOOL A-DO

ARIC HOLMAN: ERIC

QUINNNDARY WEATHERSPOON: QUINN-DARE-EE

XAVIAN STAPLETON: ZAY-VEE-AWN

## GENERAL INFORMATION

Location: ..... Starkville, MS  
 Founded: ..... February 28, 1878  
 Enrollment: ..... 21,622  
 Conference: ..... SEC  
 Nickname: ..... Bulldogs  
 Colors: ..... Maroon & White  
 Arena: ..... Humphrey Coliseum (10,500)  
 President: ..... Dr. Mark E. Keenum  
 Athletics Director: ..... John Cohen  
 Web Site: ..... www.hailstate.com  
 Twitter: ..... @HailStateMBK  
 Hashtag: ..... #HailState

## BASKETBALL HISTORY

First Year of Basketball: ..... 1908-09  
 All-Time Record: ..... 1,398-1,185/106 years  
 All-Time SEC Record: ..... 586-770  
 Total Number of Head Coaches: ..... 20  
 Humphrey Coliseum Record: ..... 446-180  
 20-Win Seasons: ..... 18  
 NCAA Tournament Appearances: ..... 10 (11-10)  
 NCAA Tournament Final Fours: ..... 1 (1996)  
 NIT Appearances: ..... 8 (7-8)  
 NIT Final Fours: ..... 1 (2007)  
 SEC Championships: ..... 6  
 (2004, 1991, 1963, 1962, 1961, 1959)  
 SEC Tournament Championships: ..... 3  
 (2009, 2002 and 1996)  
 SEC Tournament Record: ..... 30-53  
 SEC Western Division Titles: ..... 7  
 (2010, 2008, 2007, 2004, 2003, 1996, 1995)

## TEAM INFORMATION

2016-17 Overall Record ..... 16-16  
 2016-17 SEC Record ..... 6-12, 12th  
 National Ranking: ..... n/a  
 Starters Returning/Lost: ..... 4/2  
 Letterwinners Returning/Lost: ..... 10/4  
 Newcomers: ..... 6  
 Roster (Sr./Jr./So./Fr.): ..... (1/4/6/4)

## MEDIA INFORMATION

## Credentials

■Media members may obtain both season credentials and game-by-game passes by contacting Gregg Ellis at 662-325-3595.

## SEC Teleconference

■The SEC Teleconference is coordinated through the SEC media relations office. To participate, contact Craig Pinkerton of the SEC at 205-458-3038. Ben Howland is scheduled for 11:17 a.m. CT.



## Media On Twitter

**Will Sammon**, Clarion Ledger  
 @WillSammon  
**David Brandt**, Associated Press  
 @davidbrandtAP  
**Bob Carskadon**, HailState Beat  
 @bobcarskadon  
**Joel Coleman**, Starkville Daily News  
 @JoelTColeman  
**Robbie Faulk**, 24/7 Sports  
 @robbiefaulk247  
**Paul Jones**, 24/7 Sports  
 @PJ247Sports  
**Logan Lowery**, Daily Journal  
 @loganlowery  
**David Murray**, Dawgs' Bite  
 @DawgsBiteMag  
**Danny P. Smith**, Starkville Daily News  
 @sdndannyp  
**Gene Swindoll**, Gene's Page  
 @GeneSwindoll  
**Brett Hudson**, Commercial Dispatch  
 @Brett\_Hudson  
**Steve Robertson**, Commercial Dispatch  
 @ScoutSteveR



# MISSISSIPPI STATE TV/RADIO ROSTER



**0 Nick Weatherspoon**

FR | G | 6-2 | 195  
Canton, MS



**1 Lamar Peters**

SO | G | 6-0 | 185  
New Orleans, LA



**2 Eli Wright**

SO | G | 6-4 | 190  
Owensboro, KY



**3 Xavian Stapleton**

JR | G | 6-6 | 210  
Flora, MS



**5 Mitchell Storm**

SO | F | 6-7 | 202  
Madison, MS



**10 Tate Clayton**

FR | G | 6-2 | 170  
Tupelo, MS



**11 Quindary Weatherspoon**

JR | G | 6-4 | 205  
Canton, MS



**12 Drew Davis**

SR | G | 5-10 | 165  
Atlanta, GA



**13 Nick Singleton**

JR | G | 6-5 | 195  
Decatur, GA



**15 T.J. Gray**

SO | G | 6-0 | 170  
Columbus, MS



**22 KeyShawn Feazell**

FR | F | 6-8 | 230  
New Hebron, MS



**23 Tyson Carter**

SO | G | 6-4 | 165  
Starkville, MS



**24 Abdul Ado**

FR | F | 6-11 | 250  
Lagos, Nigeria



**35 Aric Holman**

JR | F | 6-10 | 225  
Owensboro, KY



**45 E.J. Datcher**

SO | C | 6-10 | 240  
Harpersville, AL



**Ben Howland**  
Head Coach  
3rd Year



**George Brooks**  
Assistant Coach  
8th Year



**Korey McCray**  
Assistant Coach  
3rd Year



**Ernie Zeigler**  
Assistant Coach  
3rd Year



**Michael Moynihan**  
Director of Operations  
3rd Year

## March 7-11 • Scottrade Center • St. Louis, Mo.



## MSU's SEC Tournament Records

## INDIVIDUAL

## Most Points Scored

30, Jeff Malone  
Vanderbilt (3-11-83)  
28, Dontae' Jones  
Kentucky (3-10-96)

## Most FG Made

12, Dontae' Jones  
Kentucky (3-10-96)  
12, Jeff Malone  
Vanderbilt (3-11-83)

## Most FG Attempted

23, Jeff Malone  
Alabama (3-12-83)  
21, Jeff Malone  
Vanderbilt (3-4-81)

## Most 3-Point FG Made

6, Timmy Bowers  
LSU (3-15-03)  
5, Marcus Grant  
Kentucky (3-11-94)

## Most 3-Point FG Attempts

11, Bart Hyche  
Vanderbilt (3-6-97)

## Most Rebounds

15, Tyrone Washington  
Arkansas (3-6-99)  
14, Rickey Brown  
Alabama (2-28-90)

## Most Assists:

11, Derrick Zimmerman  
LSU (3-15-03)

11, Dee Bost  
Vanderbilt (3-11-11)

## TEAM

## Most Points Scored

86 vs. Georgia (3-9-96)  
84 vs. Kentucky (3-9-07)  
84 vs. Kentucky (3-10-96)

## Most FG Made:

34 vs. Alabama (2-28-80)  
34 vs. Georgia (2-28-79)

## Most 3-Point FG Made

11 vs. LSU (3-8-17)  
10 vs. LSU (3-15-03)

## Most Free Throws Made:

29 vs. Tennessee (3-10-94)  
23 vs. Ole Miss (3-14-03)

## Most Rebounds

53 vs. Arkansas (3-6-99)  
51 vs. Vanderbilt (3-4-99)

## Most Assists:

22 vs. Georgia (3-9-96)  
21 vs. Vanderbilt (3-12-13)

## Most Blocked Shots:

11 vs. Vanderbilt (3-11-83)  
10 vs. Georgia (3-9-96)

## Most Steals:

12 vs. LSU (3-8-17)  
12 vs. USC (3-13-13)  
12 vs. Tennessee (3-8-91)

## SEC TOURNAMENT RESULTS

MSU vs. Alabama  
(UA leads, 7-3)

1933: MSU, 30-25 (2nd Round)  
1934: UA, 37-25 (2nd Round)  
1980: UA, 76-75 (2nd Round)  
1983: UA, 51-50 (Semis)  
1985: UA, 42-31 (2nd Round)  
1986: UA, 77-65 (Semis)  
1990: UA, 59-44 (2nd Round)  
2002: MSU, 61-58 (Finals)  
2008: MSU, 69-67 (2nd Round-OT)  
2017: UA, 75-55 (2nd Round)

MSU vs. Arkansas  
(UA leads, 2-0)

1999: UA, 84-79 (Semis-OT)  
2007: UA, 81-72 (Semis)

MSU vs. Auburn  
(Tied, 2-2)

1982: AU, 38-36 (1st Round-OT)  
1986: MSU, 65-63 (2nd Round)  
1996: MSU, 69-58 (2nd Round)  
2015: AU, 74-68 (1st Round)

MSU vs. Florida  
(Tied, 2-2)

1995: UF, 80-64 (2nd Round)  
2002: MSU, 62-52 (2nd Round)  
2005: UF, 80-64 (2nd Round)  
2010: MSU, 75-69 (2nd Round)

MSU vs. Georgia  
(UG leads, 10-3)

1946: UG, 45-44 (2nd Round)  
1979: UG, 75-72 (1st Round)  
1984: UG, 52-49 (1st Round)  
1988: UG, 64-43 (1st Round)  
1989: UG, 83-68 (1st Round)  
1993: UG, 87-56 (1st Round)

1996: MSU, 86-68 (Semis)  
1998: UG, 79-76 (1st Round)  
2005: MSU, 76-65 (1st Round)  
2008: UG, 64-60 (Semis)  
2009: MSU, 79-60 (1st Round)  
2012: UG, 71-61 (1st Round)  
2016: UG, 79-69 (2nd Round)

MSU vs. Kentucky  
(UK leads, 8-2)

1933: UK, 46-27 (Finals)  
1936: UK, 41-39 (2nd Round)  
1943: UK, 52-43 (Semis)  
1950: UK, 56-46 (2nd Round)  
1951: UK, 92-70 (1st Round)  
1994: UK, 95-76 (2nd Round)  
1996: MSU, 84-73 (Finals)  
2003: UK, 64-57 (Finals)  
2007: MSU, 84-82 (2nd Round-OT)  
2010: UK, 75-74 (Finals-OT)

MSU vs. LSU  
(MSU leads, 4-2)

1952: LSU, 77-44 (1st Round)  
1987: LSU, 68-54 (1st Round)  
2002: MSU, 57-51 (Semis)  
2003: MSU, 76-61 (Semis)  
2009: MSU, 67-57 (Semis)  
2017: MSU, 79-52 (1st Round)

MSU vs. Ole Miss  
(Tied, 1-1)

2003: MSU, 73-64 (2nd Round)  
2014: UM, 78-66 (2nd Round)

MSU vs. South Carolina  
(Tied, 2-2)

2001: USC, 69-62 (1st Round)  
2006: USC, 59-44 (1st Round)  
2009: MSU, 82-68 (2nd Round)  
2013: MSU, 70-59 (1st Round)

MSU vs. Tennessee  
(UT leads, 7-3)

1938: UT, 41-34 (1st Round)  
1941: UT, 35-29 (1st Round)  
1942: UT, 50-40 (2nd Round)  
1948: UT, 73-52 (1st Round)  
1949: UT, 73-46 (1st Round)  
1991: UT, 87-70 (2nd Round)  
1994: MSU, 73-69 (1st Round)  
1999: MSU, 62-56 (2nd Round)  
2009: MSU, 64-61 (Finals)  
2013: UT, 69-53 (2nd Round)



MSU vs. Vanderbilt  
(VU leads, 8-6)

1933: MSU, 48-36 (Semis)  
1939: VU, 73-40 (1st Round)  
1940: VU, 46-36 (1st Round)  
1981: VU, 71-58 (1st Round)  
1983: MSU, 76-61 (2nd Round)  
1986: MSU, 62-54 (1st Round)  
1992: VU, 77-55 (1st Round)  
1997: VU, 73-67 (1st Round-OT)  
1999: MSU, 76-58 (1st Round)  
2000: VU, 76-53 (1st Round)  
2004: VU, 74-70 (2nd Round-OT)  
2010: MSU, 62-52 (Semis)  
2011: VU, 87-81 (2nd Round)  
2014: MSU, 82-68 (1st Round)

*Note: MSU also owns a 1-3 record against Georgia Tech and a 1-0 mark versus Tulane in SEC Tournament play.*



## TALE OF THE TAPE

	74.0	67.8	46.6	30.7	68.5	36.4	+2.5	13.3	13.0	+0.8	1.0	6.7	5.2
	Points	Opp Points	FG%	3FG%	FT%	RB	RBM	ASST	TO	TM	AST-TO Ratio	STL	BL
	77.6	73.7	47.6	35.3	73.6	33.5	-0.6	14.3	11.5	+2.0	1.2	7.5	3.3

Leaders	Scoring	Rebounds	Assists	Steals	Blocks
<b>MSU</b>	Q. Weatherspoon, 14.7	Ado/Holman, 6.5	Peters, 4.0	Weatherspoon/Peters, 1.5	Ado, 2.0
<b>OPP</b>	Waters, 15.6	Epps, 5.7	Waters, 5.9	Waters, 2.0	Reath, 0.9

## Last Time Out For LSU

- ✓ Beat Mississippi State, 78-57.
- ✓ Aaron Epps and Brandon Sampson led LSU with 16 points.
- ✓ LSU had 17 assists, 9 steals, 1 block shot and 13 turnovers.
- ✓ LSU outrebounded MSU, 33-28.
- ✓ Duop Reath had 8 rebounds.
- ✓ The Tigers led 37-32 at the half.
- ✓ LSU was 28-54 shooting, 11-23 beyond the arc. MSU was 23-56, 6-23.

## Last Time Out For Mississippi State

- ✓ Lost at LSU, 78-57.
- ✓ Lamar Peters had 15 points.
- ✓ LSU led 37-32 at half.
- ✓ LSU won the battle of the boards, 33-28.
- ✓ Aric Holman had 7 rebounds.
- ✓ MSU had 6 assists and collected 4 steals while blocking 4 shots. The Bulldogs also had 13 turnovers.
- ✓ MSU was 23-56 shooting, 6-23 beyond the arc. LSU was 28-54, 11-12.

## LSU Series Breakdown

(LSU leads, 110-101)  
**Last MSU win:** 79-52 (2016-17)  
**Last LSU win:** 78-57 (2017-18)  
**Current LSU win streak:** 1  
**Biggest MSU win:** 85-48 (1997-98)  
**Biggest LSU win:** 73-31 (1945-46)

## at Neutral Sites

(MSU leads, 5-3)  
**Last MSU win:** 79-52 (2016-17)  
**Last LSU win:** 68-54 (1986-87)  
**Current MSU win streak:** 4  
**Biggest MSU win:** 79-52 (2016-17)  
**Biggest LSU win:** 77-44 (1951-52)

## PLAYERS VERSUS LSU

Player	G-GS	Mins	FGM-FGA	Pct	3GM-3GA	Pct	FTM-FTA	Pct	Rebs	Ast	TO	BS	Stl	Pts
Ado	1-1	28	3-4	.750	0-0	.000	0-0	.000	5-5.0	0	1	2	0	6/6.0
Carter	4-0	62	10-25	.400	6-16	.375	0-0	.000	3-0.8	1	1	0	3	26/6.5
Datcher	4-0	44	3-5	.600	0-0	.000	0-0	.000	8-2.0	0	0	2	0	6/1.5
Davis	1-0	1	1-2	.500	1-1	1.000	0-0	.000	0-0.0	1	0	0	1	3/3.0
Feazell	1-0	2	0-0	.000	0-0	.000	0-0	.000	1-1.0	0	0	0	0	0/0.0
Holman	5-4	105	19-36	.528	2-9	.222	9-11	.818	28-5.6	4	6	8	1	49/9.8
Peters	4-2	102	14-36	.389	8-21	.381	9-11	.818	7-1.8	15	7	0	6	45/11.3
Singleton	2-0	3	0-1	.000	0-1	.000	0-0	.000	1-0.5	1	0	0	0	0/0.0
Stapleton	4-0	73	13-24	.542	5-12	.417	2-3	.667	13-3.3	3	3	1	6	33/8.3
N. Weatherspoon	1-1	32	5-13	.385	1-5	.200	0-0	.000	4-4.0	3	2	0	0	11/11.0
Q. Weatherspoon	5-5	148	29-52	.558	5-17	.294	12-16	.750	25-5.0	5	14	3	9	75/15.0
Wright	4-0	37	10-13	.769	4-5	.800	0-2	.000	4-1.0	0	2	0	3	24/6.0

## A LOOK AT THE SEC

## 2017-18 SEC Standings

	SEC	Overall
Auburn	13-5 .706	25-6 .806
Tennessee	13-5 .706	23-7 .767
Florida	11-7 .588	20-11 .645
Kentucky	10-8 .588	21-10 .677
Missouri	10-8 .588	20-11 .645
Arkansas	10-8 .529	21-10 .667
Mississippi State	9-9 .529	21-10 .667
Texas A&M	9-9 .471	20-11 .645
Alabama	8-10 .471	17-14 .548
LSU	8-10 .412	17-13 .567
South Carolina	7-11 .412	16-15 .516
Georgia	7-11 .412	16-14 .533
Vanderbilt	6-12 .333	12-19 .387
Ole Miss	5-13 .278	12-19 .387

As of March 7, 2018

## Upcoming Games

<b>March 7</b>
12 Georgia vs. 13 Vanderbilt, 6 p.m.
11 South Carolina vs. 14 Ole Miss, 8 p.m.
<b>March 8</b>
8 Texas A&M vs. 9 Alabama, noon
5 Missouri vs. Game 1 Winner, 2 p.m.
7 Mississippi State vs. 10 LSU, 6 p.m.
6 Arkansas vs. Game 2 Winner, 8 p.m.
<b>March 9</b>
1 Auburn vs. Game 3 Winner, noon
4 Kentucky vs. Game 4 Winner, 2 p.m.
2 Tennessee vs. Game 5, 7 p.m.
3 Florida vs. Game 6 Winner, 8 p.m.
<b>March 10</b>
Game 7 Winner vs. Game 8 Winner, noon
Game 9 Winner vs. Game 10 Winner, 2 p.m.
<b>March 10</b>
Championship Game, noon

## Recent Scores

<b>February 27</b>
Tennessee 76, Mississippi State 54
Florida 73, Alabama 52
Missouri 74, Vanderbilt 66
Arkansas 91, Auburn 82
<b>February 28</b>
South Carolina 83, LSU 74
Kentucky 96, Ole Miss 78
Texas A&M 61, Georgia 60
<b>March 3</b>
Florida 80, Kentucky 67
LSU 78, Mississippi State 57
Texas A&M 68, Alabama 66
Auburn 79, South Carolina 70
Missouri 77, Arkansas 67
Tennessee 66, Georgia 61
Vanderbilt 82, Ole Miss 69

## LAST YEAR'S SEC TOURNAMENT MEETING

March 8, 2017

Bridgestone Arena



79



52



■ MSU was impressive from the beginning, posting a 27-point win to give Ben Howland his first SEC Tournament victory.

■ MSU had four players score in double digits, led by Quindary Weatherspoon with 19 points and Tyson Carter with 18.

■ Xavian Stapleton paced the Bulldogs with 6 rebounds.

■ MSU forced 19 turnovers and limited the Tigers to just 33.3 percent shooting.

■ Lamar Peters collected 3 steals and dished out 6 assists.

■ MSU made 12 of its 13 free throw attempts.

■ Aric Holman had 3 blocked shots.

■ MSU had 12 steals.

**KEY NUMBER: 1**

MSU held LSU to just one 3-pointer on 22 attempts.

**LSU 52 - 10-21, 2-16**

#	Player		Total	3-Ptr	Rebounds			PF	TP	A	TO	Blk	Stl	Min	
			FG-FGA	FG-FGA	FT-FTA	Off	Def								Tot
01	FEATH, Duop	f	3-7	0-2	0-0	1	1	2	3	6	0	2	2	1	28
44	SIMS, Wayde	f	2-4	0-1	0-0	1	2	3	1	4	0	2	0	1	21
00	SAMPSON, Brandon	g	2-7	0-3	2-2	0	1	1	2	6	1	1	0	0	29
02	BLAKENEY, Antonio	g	3-10	0-4	5-6	0	5	5	2	11	2	2	0	1	30
04	MAYS, Skyler	g	5-10	1-4	2-2	2	1	3	1	13	4	5	0	1	28
05	HAYWARD, Kieran		0-2	0-2	0-0	0	1	1	0	0	0	0	0	0	7
10	JENKINS, Brandon		1-3	0-0	0-0	0	1	1	0	2	0	0	1	0	7
11	PATTERSON, Jalyn		0-4	0-3	0-0	2	5	7	1	0	1	5	0	0	17
12	GRAVES, Marshall		0-2	0-2	2-2	0	0	0	0	2	0	0	0	0	2
15	VIAL, Reed		0-0	0-0	0-0	0	0	0	0	0	0	1	0	0	2
20	BRIDGEWATER, Brian		0-1	0-0	0-0	0	1	1	0	0	0	0	1	0	4
21	EPPS, Aaron		2-4	0-1	4-6	3	3	6	3	8	0	0	1	0	21
45	EDDLESTONE, Brandon		0-0	0-0	0-0	0	1	1	0	0	0	1	0	0	8
Team						1	3	4							
Totals			18-54	1-22	15-18	10	25	35	13	52	8	19	5	4	200

FG % 1st Half:	9-25	36.0%	2nd half:	9-29	31.0%	Game:	18-54	33.3%	Deadball
3FG % 1st Half:	1-9	11.1%	2nd half:	0-13	0.0%	Game:	1-22	4.5%	Rebounds
FT % 1st Half:	8-8	100.0%	2nd half:	9-12	75.0%	Game:	15-18	83.3%	1

**Mississippi State 79 - 16-15, 6-12**

#	Player		Total	3-Ptr	Rebounds			PF	TP	A	TO	Blk	Stl	Min	
			FG-FGA	FG-FGA	FT-FTA	Off	Def								Tot
34	Schneider Herard	f	0-3	0-0	0-0	1	0	1	0	0	0	2	0	0	12
35	Aric Holman	f	3-5	0-2	0-0	0	4	4	2	6	2	2	3	1	24
04	Mario Kegler	g	0-4	0-2	2-2	0	3	3	3	2	0	0	1	0	18
11	Q Weatherspoon	g	6-10	0-3	7-7	0	2	2	0	19	0	2	0	2	31
15	IJ Ready	g	0-1	0-1	1-2	0	4	4	2	1	3	1	0	0	22
01	Lamar Peters		4-9	2-4	0-0	1	3	4	0	10	6	0	0	3	21
02	Eli Wright		2-2	1-1	0-0	0	2	2	2	5	0	1	0	1	11
03	Xavian Stapleton		4-7	3-5	2-2	1	5	6	1	13	1	2	0	2	25
12	Devin Davis		1-2	1-1	0-0	0	0	0	0	3	1	0	0	1	1
13	Nick Singleton		0-1	0-1	0-0	0	1	1	1	0	1	0	0	0	2
20	Miles Washington		0-0	0-0	0-0	0	0	0	1	0	0	0	0	0	1
23	Tyson Carter		7-14	4-10	0-0	0	1	1	2	18	0	0	0	2	20
45	E.J. Datcher		1-1	0-0	0-0	0	2	2	2	2	0	0	0	0	12
Team						3	1	4				2			
Totals			28-50	11-30	12-13	8	28	34	18	79	14	12	4	12	200

FG % 1st Half:	14-20	70.0%	2nd half:	14-30	46.7%	Game:	28-50	56.0%	Deadball
3FG % 1st Half:	5-13	38.5%	2nd half:	8-17	47.1%	Game:	11-30	36.7%	Rebounds
FT % 1st Half:	4-4	100.0%	2nd half:	8-8	100.0%	Game:	12-13	92.3%	1

Officials: Jon Lindsey, Tony Henderson, Anirvin Petty  
 Technical fouls: LSU-None, Mississippi State-None.  
 Attendance: 2507

Score by period	1st	2nd	Total
LSU	25	27	52
Mississippi State	37	42	79

Points	In	Off	2nd	Fast	Bench
LSU	16	8	10	4	12
MS	30	32	6	12	61

Last FG - LSU 2nd-11:39, MS 2nd-00:30.  
 Largest lead - LSU by 6 1st-18:45, MS by 29 2nd-00:50.  
 LSU led for 06:34, MS led for 29:06. Game was tied for 06:40.

Score tied - 7 times.  
 Lead changed - 4 times.

**Recent Between LSU and Mississippi State**

2000:	MSU, 68-66	at Starkville	2006:	LSU, 80-72	at Starkville	2012:	LSU, 84-82	at Starkville
	LSU, 71-66	at Baton Rouge		LSU, 71-57	at Starkville		MSU, 76-71	at Starkville
2001:	LSU, 82-73	at Starkville	2007:	LSU, 72-59	at Baton Rouge	2013:	LSU, 69-67	at Baton Rouge
	MSU, 55-48	at Baton Rouge		MSU, 85-78	at Starkville		LSU, 69-68	at Starkville
2002:	MSU, 84-61	at Starkville	2008:	MSU, 56-50	at Baton Rouge	2014:	LSU, 80-68	at Baton Rouge
	LSU, 68-65	ot at Baton Rouge		MSU, 61-39	at Baton Rouge		LSU, 92-81	at Baton Rouge
2003:	MSU, 57-51	at Atlanta, Ga.*	2009:	MSU 84-75	at Starkville	2015:	MSU, 73-67	at Starkville
	LSU, 85-72	at Baton Rouge		LSU, 81-57	at Baton Rouge		LSU, 88-77	at Baton Rouge
	MSU, 67-64	at Starkville		LSU, 97-94	2ot at Starkville		MSU, 95-78	at Baton Rouge
2004:	MSU, 76-61	at New Orleans *	2010:	MSU, 67-57	at Tampa, Fla.*	2017:	MSU, 88-76	at Starkville
	MSU, 64-54	at Baton Rouge		MSU, 67-51	at Starkville		MSU, 79-52	at Nashville*
	MSU, 84-58	at Starkville		MSU, 60-59	at Baton Rouge		LSU, 78-57	at Baton Rouge
2005:	LSU, 69-62	at Baton Rouge	2011:	MSU, 58-57	at Baton Rouge			

**Humphrey Coliseum History****First Game:**..... Dec. 1, 1975; MSU 85, Indiana St. 82**Overall Record:**..... 446-180 (.712)**Non-Conference Record:**..... 223-38 (.854)**SEC Record:**..... 223-142 (.611)**Humphrey Coliseum Yearly Records**

Year	Attn.	Avg.	Record (SEC)
1975-76	70,081	5,006	10-4 (5-4)
1976-77	76,232	5,082	11-4 (5-4)
1977-78	72,025	5,540	11-2 (8-1)
1978-79	99,906	7,136	11-3 (7-2)
1979-80	67,209	6,721	6-4 (5-4)
1980-81	48,214	4,018	6-6 (3-6)
1981-82	56,414	4,030	7-7 (3-6)
1982-83	68,416	5,263	11-2 (7-2)
1983-84	61,508	4,393	6-8 (3-6)
1984-85	89,370	6,384	11-3 (7-2)
1985-86	43,927	3,379	4-9 (3-6)
1986-87	40,715	2,908	7-7 (3-6)
1987-88	54,074	4,160	9-4 (5-4)
1988-89	74,344	5,719	9-4 (5-4)
1989-90	74,623	5,740	9-4 (5-4)
1990-91	102,072	7,852	12-1 (8-1)
1991-92	72,142	5,549	8-5 (4-4)
1992-93	61,172	4,706	10-3 (5-3)
1993-94	88,687	6,335	10-4 (5-3)
1994-95	80,681	6,723	11-1 (7-1)
1995-96	97,996	7,538	10-3 (6-2)
1996-97	74,275	5,305	10-4 (5-3)
1997-98	77,954	5,996	7-6 (2-6)
1998-99	70,257	5,018	12-2 (6-2)
1999-00	61,764	4,412	10-4 (4-4)
2000-01	77,654	4,568	13-4 (6-2)
2001-02	79,642	5,689	13-1 (7-1)
2002-03	98,312	7,022	12-2 (7-1)
2003-04	111,940	7,996	12-2 (6-2)
2004-05	103,031	7,925	11-2 (6-2)
2005-06	90,875	5,680	11-5 (5-3)
2006-07	123,736	6,512	16-3 (6-2)
2007-08	106,672	7,111	12-3 (7-1)
2008-09	157,111	8,728	13-5 (5-3)
2009-10	116,919	6,878	13-4 (6-2)
2010-11	97,069	5,710	12-5 (5-3)
2011-12	152,363	8,019	15-4 (6-2)
2012-13	94,092	6,721	7-7 (3-6)
2013-14	123,743	6,875	11-7 (3-6)
2014-15	106,946	6,291	9-8 (3-6)
2015-16	99,338	6,623	10-5 (5-4)
2016-17	124,347	7,314	10-7 (4-5)
2017-18	142,786	7,139	18-2 (7-2)

**vs. SEC Opponents**

Opponent	GP	W	L	PCT.	Str.
Alabama	42	23	19	.548	W1
Arkansas	25	19	6	.760	W2
Auburn	41	28	13	.683	L1
Florida	29	14	15	.483	L3
Georgia	31	19	12	.613	W1
Kentucky	30	9	21	.300	L5
LSU	40	25	15	.615	W2
Missouri	5	4	1	.800	W3
Ole Miss	43	34	9	.791	W1
S. Carolina	15	11	4	.733	W1
Tennessee	32	15	17	.469	L1
Texas A&M	4	2	2	.500	W1
Vanderbilt	30	21	9	.700	W3

**MSU KNOWS HOW TO WIN GAMES AT 'THE HUMP'**

Over the course of the last decade, Mississippi State's Humphrey Coliseum has become a difficult venue for opposing teams. This year, Mississippi State is 18-2.

The Bulldogs have compiled a 43-season composite record of 446-180 (.712) at "The Hump" since Mississippi State's basketball facility opened prior to the 1975-76 campaign.

**TRACKING MSU'S HOME SUCCESS UNDER BEN HOWLAND**

Season	Overall		SEC		Non-SEC	
	Record	Win %	Record	Win %	Record	Win %
2015-16	10-5	.667	5-4	.556	5-1	.833
2016-17	10-7	.563	4-5	.444	6-2	.750
2017-18	18-2	.900	7-2	.778	11-0	1.000
<b>Totals</b>	<b>38-14</b>	<b>.731</b>	<b>16-11</b>	<b>.593</b>	<b>22-3</b>	<b>.880</b>

**A LOOK AT THE HISTORY OF HUMPHREY COLISEUM****LARGEST CROWDS  
AT THE HUMP**

Crowd	Opponent	Date
10,788	Kentucky	2-16-10
10,735	Ole Miss	2-7-04
10,645	Ole Miss	2-23-02
10,541	Florida	1-7-03
10,458	Auburn	3-2-04
10,437	Alabama	2-21-04
10,432	Alabama	3-5-05
10,432	Kentucky	1-13-04
10,429	Ole Miss	2-15-03
10,421	Ole Miss	1-26-08
10,412	Ole Miss	1-13-09
10,364	Ole Miss	2-9-12
10,338	Florida	1-24-07
10,315	Kentucky	1-9-96

**INDIVIDUAL MSU  
RECORDS AT THE HUMP****Most Points Scored**

40, Rickey Brown (Auburn, 3-7-77)

**Most Rebounds**

24, Wiley Peck (Alabama, 1-27-79)

**Most Assists**

15, Al Perry (Vanderbilt, 1-29-77)

**TEAM MSU  
RECORDS AT THE HUMP****Most Points Scored**

123, Troy State (12-5-95)

**Most Rebounds**

75, Mississippi Valley St. (11-21-00)

**Most Consecutive Wins**

14, 1-22-03 to 1-10-04







### CHARTING Q.

Jr | G | 6-4  
Canton, MS

### MSU Career Scoring Chart

1. Jeff Malone	2,142
2. Bailey Howell	2,030
10. Jerry Jenkins	1,503
16. Jarvis Varnado	1,403
17. Gavin Ware	1,362
18. Tang Hamilton	1,307
T19. <b>Q. Weatherspoon</b>	<b>1,305</b>
T19. Rich Knarr	1,305
21. Timmy Bowers	1,300
22. Jack Bouldin	1,257
23. Jerry Graves	1,245
24. Erick Dampier	1,231
T25. Dave Williams	1,219
T25. Leland Mitchell	1,219

### SEC Season Rank

Scoring ..... 13th



### CHARTING Aric Holman

Jr | F | 6-10  
Owensboro, KY

### MSU Career Blocks Chart

1. Jarvis Varnado	564
2. Erick Dampier	249
3. Tyrone Washington	198
4. Kalpatrick Wells	183
5. Ricky Brown	163
6. Charles Rhodes	143
7. <b>Aric Holman</b>	<b>125</b>
7. Wiley Peck	117
9. Gavin Ware	100
10. Derrick Zimmerman	89

### SEC Season Rank

Blocks ..... 9th

### 500 OR BETTER

■ On the year, Mississippi State has shot 50 percent or better from the floor 12 times, five times in SEC play.

The Bulldogs' season high of .620 (44-71) was against North Florida.

Their last time to shoot at least .500 was against Ole Miss (.564, 31-55) in Starkville.

### SEC IMPROVEMENT

■ Mississippi State won nine SEC games for the first time since the league expanded to 14 teams.

The Bulldogs won eight in 2012 but hadn't won nine since finishing 9-7 in 2011.

### BOARD DOMINANCE AT A&M

■ Despite the considerable size disadvantage, Mississippi State dominated the boards at Texas A&M, 44-31.

The plus-13 margin was the largest on the road this season.

### 80'S NIGHT SETS RECORD

■ Earlier this year, MSU set a school record for scoring 80-plus games in four-straight road games (South Carolina 81; Missouri 85; Vanderbilt, 80; Texas A&M, 93).

The old mark of three was set in 1991 (Florida, 82; Auburn, 84; LSU, 82).

### YEAR 3 MAGIC

■ In his first three head coaching stops at Northern Arizona, Pittsburgh and UCLA, **Ben Howland** has gotten his teams to the post-season.

In all, he's 103-30 in the third year at all four schools.

### BROOKS RECOGNIZED

■ 247Sports.com has recognized assistant coach **George Brooks** for his recruiting efforts.

## A CLOSER LOOK AT MSU

In January, he was named the No. 2 recruiter in the nation behind Duke's Jeff Capel.

Last year, Sporting News named him the No. 2 recruiter in the SEC.

This year, he was responsible for the signing of Reggie Perry, Robert Woodard and D.J. Stewart.

1. Jeff Capel	Duke
2. <b>George Brooks</b>	<b>Mississippi State</b>
3. Rashon Burno	Arizona State
4. Tony Stubblefield	Oregon
5. Joel Justice	Kentucky

### WHEN Q HITS 20

■ When junior guard **Quinnndary Weatherspoon** scores 20 or more points, Mississippi State benefits.

He's reached that feat 16 times in his career following the Missouri game, and the Bulldogs are 14-2 in those games.

Opponent	Points	Result
<b>(2016)</b>		
Tennessee	23	L, 80-75
Vanderbilt	24	W, 75-74
<b>(2017)</b>		
Norfolk State	22	W, 78-74
Boise State	25	W, 80-68
Oregon State	21	W, 74-57
Morehead State	27	W, 85-76
UMKC	25	W, 77-54
Arkansas	25	W, 84-78
Missouri	29	W, 89-74
Auburn	25	L, 98-82
<b>(2018)</b>		
Stephen F. Austin	20	W, 80-75
North Georgia	22	W, 95-62
UT Martin	21	W, 92-61
Little Rock	21	W, 64-48
Arkansas	22	W, 78-75
Missouri	20	W, 74-72

### 2 FOR 20 X 3

■ Three times this season, MSU has had two players score 20 or more points in the same game.

**Stephen F. Austin** — **Tyson Carter** 25; **Quinnndary Weatherspoon** 20.

**UT Martin** — **Aric Holman** 21 and **Quinnndary Weatherspoon** 21.

**Arkansas** — Weatherspoon brothers with 22 each.

### Q & GAME WINNERS

■ Game-winning shots have become the norm for junior All-SEC guard and leading scorer **Quinnndary Weatherspoon**.

On Dec. 3 at home against Dayton, he collected a steal with 4 seconds left and went the length of the court for a layup to give MSU a thrilling 61-59 win.

Then against Jacksonville State, he drained a 3-pointer with 0.7 seconds left to lift the Bulldogs to a dramatic 59-56 win.

As a freshman against Vanderbilt, he drained a buzzer beater from 3-point range for a 75-74 victory.

### SEEING DOUBLE

■ On the year, Mississippi State has recorded 10 double-doubles, with junior forward **Aric Holman** leading the way with five, followed by forward **Abdul Ado** with three and guard **Quinnndary Weatherspoon** with two.

**Holman**: Alabama State (18 points, 11 rebounds); Cincinnati (18, 10); UT Martin (21, 12); Vanderbilt (18, 14); Alabama (11, 10).

**Ado**: Green Bay (12 points, 11 rebounds); Florida (12, 10); Auburn (10, 11).

**Q.**: Dayton (11 points, 10 rebounds); Ole Miss (16, 10).

### HOW THE DAWGS SCORE

■ The chart below is how MSU is scoring this season compared to all 351 Division I teams, as determined by KenPom.com.

Category	% (Ranking)
<b>3-Pointers</b>	27.0 (284)
<b>2-Pointers</b>	55.8 (36)
<b>Free Throws</b>	17.2 (270)

## 2017-18 BULLDOG STREAKS

### Team W/L Streaks

Overall Wins/Losses	L2
Home Wins/Losses	L1
Road Wins/Losses	L1
Neutral Wins	W1

### Consecutive Double-Figure Scoring Games

Quinnndary Weatherspoon	5
Nick Weatherspoon	3
Lamar Peters	1

### Consecutive Games with A Made 3-pointer

Lamar Peters	5
Quinnndary Weatherspoon	2
Nick Weatherspoon	1
Tyson Carer	1

### Consecutive Games Played (All Seasons)

Aric Holman	84
-------------	----

Tyson Carter	63
Quinnndary Weatherspoon	34
Nick Weatherspoon	31
Abdul Ado	30
Lamar Peters	25
Eli Wright	23
Xavian Stapleton	12
E.J. Datcher	2
KeyShawn Feazell	2
Nick Singleton	1

### Consecutive Games Started (All Seasons)

Quinnndary Weatherspoon	34
Nick Weatherspoon	31
Aric Holman	30
Abdul Ado	30
Lamar Peters	12

### Total 30 Minute Games (All Seasons)

Quinnndary Weatherspoon	55
Lamar Peters	15
Nick Weatherspoon	13
Tyson Carter	10
Abdul Ado	9
Aric Holman	4
Schnider Herard	2
Eli Wright	1



## 2017-18 MISSISSIPPI STATE NOTES

## PETERS NAMED SEC POW

■ On Feb. 26, sophomore guard Lamar Peters was tabbed the SEC's player of the week and CollegeSportsMadness.com player of the week.

In wins against Texas A&M and South Carolina, he averaged 17 points, 6 assists and 3 steals.

## STORM NAMED TO SERVICE TEAM

■ **Mitchell Storm** of Madison, Miss., was named to the SEC's Community Service team.

A member of the SEC Men's Basketball Leadership Council, he's also a member of the student-athlete advisory committee (SAAC). He also served others on an 8-day mission trip to Haiti with But God Ministries, working in an orphanage and teaching English classes.

## SEC TABS WEATHERSPOON FOW

■ On Feb. 5, guard **Nick Weatherspoon** was tabbed the SEC's freshman of the week.

The Canton, Miss., native had stellar performances in wins against Georgia and Alabama, scoring 18 and 15 points, respectively.

He also had 33 assists and 6 rebounds while draining 13 of his 23 shots from the floor, including a 5-of-7 mark from the free throw line.

## SEC HONORS CARTER FOR POW

■ On Dec. 4, sophomore guard **Tyson Carter** was named SEC Player of the Week.

It came after a career-best 35 points against North Dakota State and 20 against Dayton.

His 35 points were the most since Darryl Wilson also had 35 against Alabama on 3-4-95.

## LITTLE ACTION AT FTL

■ Three times this season, MSU has limited opponents to just six free throw attempts or fewer.

Jacksonville State was the first, going 6-6 before North Georgia went 0-5. Then against UT Martin, the Skyhawks were just 4-6.

The last time MSU held an opponent without a free throw was on Jan. 19, 1985, in a 61-44 win against Ole Miss.

## MSU FOUL SHOTS

■ Six times this season, Mississippi State has attempted nine or fewer shots — Florida A&M, Dayton, North Georgia, Cincinnati, Florida and LSU.

As a result, MSU is last in the SEC in both free throws made (387) and in attempts (565).

On the year, the Bulldogs are 11th in the SEC with their .685 shooting percentage.

## PRESEASON POLLS

■ In the preseason polls voted on by the media, junior guard **Quinnndary Weatherspoon** was tabbed both first-team (coaches) and second-team (media) All-SEC.

As a team, the Bulldogs were picked to finish 12th under third-year coach **Ben Howland**.

## Preseason Poll

- |               |                            |
|---------------|----------------------------|
| 1. Kentucky   | 8. Georgia                 |
| 2. Florida    | 9. Auburn                  |
| 3. Texas A&M  | 10. Ole Miss               |
| 4. Alabama    | 11. South Carolina         |
| 5. Missouri   | 12. <b>Mississippi St.</b> |
| 6. Arkansas   | 13. Tennessee              |
| 7. Vanderbilt | 14. LSU                    |

## HOWLAND AIMS FOR FEAT

■ **Ben Howland** enters his third season at MSU looking to achieve a feat only 12 coaches have ever done, and that's lead four different teams to the NCAA Tournament.

Howland has already guided Northern Arizona, Pittsburgh and UCLA to the Big Dance.

The first 12 coaches to do so are Lon Kruger, Steve Alford, John Beilein, Lefty Driesell, Cliff Ellis, Larry Eustachy, Jim Harrick, Fran McCaffery, Tom Penders, Tubby Smith, Rick Pitino and Eddie Sutton.

## MSU VERSUS RANKED FOES

■ During his rebuilding effort at Mississippi State, Ben Howland's teams are 1-10 against ranked foes, with a 1-3 mark this season.

MSU dropped its first eight outings before breaking into the win column to open SEC play this year with a 78-75 win against the No. 22-ranked Arkansas Razorbacks.

Of the 11 outings, nine have been decided by 10 points or less, five by five points or less.

Date	Team	Score	Rank
02-27-18	Tennessee	L, 76-54 (22)	16
01-13-18	Auburn	L, 76-68 (8)	22
01-02-18	Arkansas	W, 78-75 (3)	22
12-12-17	Cincinnati	L 65-50 (15)	25
02-18-17	Florida	L, 57-52 (5)	13
02-11-17	South Carolina	L, 77-73 (4)	16
01-17-17	Kentucky	L, 87-81 (6)	5
02-24-16	Texas A&M	L, 68-66 (2)	21
01-26-16	So. Carolina	L, 84-74 (10)	22
01-12-16	Kentucky	L, 80-74 (6)	13
01-06-16	Texas A&M	L, 61-60 (1)	21

## BROTHERLY LOVE

■ Mississippi State is one of 29 schools nationally with brothers on the same team with **Quinnndary**

and **Nick Weatherspoon**.

They've also started all 31 games.

The last time MSU had two brothers start in the same game was Reginald and Richard Delk against West Virginia in the NIT Final Four on March 27, 2007.

## YOUTHFUL GROUP

■ The Bulldogs are one of five teams without any scholarship seniors, along with Kentucky, Holy Cross, Chattanooga and Robert Morris.

MSU's experience is ranked No. 326 out of 351 schools.

## MSU SIGNS 3

■ MSU took advantage of the early signing period and landed 5-star forward Reggie Perry and 4-star forwards DJ Stewart and Robert Woodard.

Perry, a 6-foot-8, 240-pound Thomasville, Ga., native, is the son of former MSU great Al Perry (1975-78), who ranks third all-time at MSU with 510 steals.

The McDonald's All-American is rated as the No. 1 prospect out of the state of Georgia and listed as the No. 4 small forward nationally.

ESPN has him as the 16th best player regardless of position.

Woodard, the top-ranked player in Mississippi and a Dandy Dozen selection, is ranked 56th overall nationally and is the son of Robert Woodard, Sr., who played at MSU from 1987-90.

He led Columbus to the Class 6A crown in 2016 and was last year's Mississippi Gatorade Player of the year.

The 6-6, 187-pound Stewart is listed as the 33rd best small forward.

As a junior at Riverside last year, he averaged 18.9 points, 9.7 rebounds and 3.1 assists.

Nationally, Scout and Rivals have him as the 103rd best player overall.

## MSU AND RPI

■ In the five major RPI rankings, MSU is in the Top 75 of each one. Here's the breakdown . . .

ESPN.....68	NCAA.....69
Real Time.....71	Sagarin.....68
BPI.....70	Ken Pom.....61

## OVERTIME WIN ... FINALLY

■ Under **Ben Howland**, MSU is now 1-3 in overtime affairs after beating South Carolina.

The three losses have been to Ole Miss, Alabama and Missouri.

All time, MSU is 61-52 in overtime play and now 4-0 against the Gamecocks.

MSU Freshman Blocked Shots Record				
Name	Season	G	BS	Avg
1. Jarvis Varnado	2006-07	35	67	1.9
2. Erick Dampier	1993-94	29	65	2.2
3. <b>Abdul Ado</b>	<b>2017-18</b>	<b>30</b>	<b>59</b>	<b>2.0</b>
4. Rickey Brown	1976-77	27	58	2.1
5. Kalpatrick Wells	1979-80	27	51	1.9
6. Wiley Peck	1975-76	25	37	1.5
7. Chan. Nichols	1987-88	28	30	1.1
8. Fred Thomas	2012-13	32	27	0.8
8. Gavin Ware	2012-13	32	24	0.8
10. Carl Nichols	1987-88	29	21	0.7

## 2017-18 Player SEC Rankings

## Quinnndary Weatherspoon

Scoring .....	14th
FG % .....	3rd
Assists .....	9th
Steals.....	6th
Minutes Played .....	13th
Rebounding .....	17th

## Aric Holman

Rebounding .....	11th
Blocks.....	9th

## Abdul Ado

Blocks .....	6th
Rebounding .....	10th
Offensive Rebounds .....	4th

## Lamar Peters

Steals.....	5th
Assists .....	5th

## 2017-18 MISSISSIPPI STATE NOTES

## NOVEMBER NUMBERS

■ Mississippi State posted a perfect 6-0 mark in November.

The six wins tie the November mark for the second-most in school history with the 1998 squad. The record of seven came in 2012 (7-1).

2012 was also the last year the Bulldogs advanced to postseason (NIT).

## Q WITH THE SEC AWARDS

■ Junior guard **Quinnndary Weatherspoon** has been recognized by the SEC in each of his three years.

In 2016, he was named to the SEC All-Freshman Team. In 2017, he was named preseason All-SEC and finished the year on the second-team All-SEC team.

Preseason this year, he was tabbed first-team All-SEC by the coaches and second team by the media.

## A CLOSER LOOK AT SEC OPENERS

■ Mississippi State is now 46-39 all-time in SEC openers after beating Arkansas, 78-75. At home, the Bulldogs are 31-19. On the road, they are 15-19. In neutral site affairs, MSU is 0-1.

MSU has played Auburn the most (21 games), while the Bulldogs have collected 10 wins against Auburn and LSU to lead the way.

The most losses have come against Auburn (11), while the only team MSU hasn't opened up with is Missouri.

Team	Record
Alabama .....	2-5
Arkansas.....	4-1
Auburn.....	10-11
Florida.....	5-7
Georgia.....	1-1
Kentucky.....	2-3
LSU.....	10-1
Ole Miss.....	3-1
South Carolina.....	3-0
Tennessee.....	3-4
Texas A&M.....	0-1
Vanderbilt.....	3-3

## LINEUP NOTABLE

■ On the year, MSU has implemented three different lineups.

However, only two have started all 31 games — **Quinnndary** and **Nick Weatherspoon**.

## HIGH OF 93

■ At Texas A&M, MSU scored 93 points, its most in SEC play this year.

The previous high of 85 came at Missouri back in October.

## MSU LEGENDS

■ In February, Ray White was named MSU's SEC Legend.

Last year, Dontae' Jones made this prestigious list.

A native of Gulfport, Miss., White played for the Bulldogs from 1976-79 and was a three-time All-SEC selection.

He stands fifth all-time with his 1,640 points and first with 217 steals. White was picked by the Los Angeles Lakers in the fourth round of the 1979 NBA draft.

## All-Time MSU Legends

<b>1999:</b> Bailey Howell	<b>2009:</b> Tony Watts
<b>2000:</b> Jim Ashmore	<b>2010:</b> Kermit Davis
<b>2001:</b> W.D. Stroud	<b>2011:</b> Darryl Wilson
<b>2002:</b> Jeff Malone	<b>2012:</b> Chuck Evans
<b>2003:</b> Joe Dan Gold	<b>2013:</b> Horatio Webster
<b>2004:</b> Greg Carter	<b>2014:</b> Erick Dampier
<b>2005:</b> Jack Bouldin	<b>2015:</b> Doug Hutton
<b>2006:</b> Rickey Brown	<b>2016:</b> Mario Austin
<b>2007:</b> Richard Williams	<b>2017:</b> Dontae' Jones
<b>2008:</b> Wiley Peck	<b>2018:</b> Ray White

## BREAKDOWN OF GAMES IN JACKSON

■ MSU is now 19-6 all-time at Mississippi Coliseum following the 70-64 win against Southern Miss on Dec. 23.

The Bulldogs and Golden Eagles have now met five times at Mississippi Coliseum, with MSU holding a 3-2 advantage.

Here's the entire breakdown . . .

DATE	OPPONENT	W/L	SCORE
12-15-62	Memphis State	W	77-66
01-28-63	Southern Miss	W	62-52
12-14-63	Memphis State	L	73-65
12-16-63	Southern Miss	L	65-60
12-29-64	Mississippi College	L	72-57
12-30-64	Delta State	W	82-63
01-28-65	Arkansas	L	84-69
12-18-78	Iowa State	W	80-70
12-15-80	Southern Miss	L	68-53
11-30-85	Jackson State	W	77-62
12-16-87	McNeese State	W	76-66
11-17-98	Arkansas-Pine Bluff	W	105-53
12-18-02	Georgia State	W	78-54
12-22-04	Jacksonville State	W	95-53
12-15-05	Jacksonville State	W	104-80
12-21-06	New Orleans	W	89-63
01-05-08	Lafayette	W	77-53
12-22-08	Nicholls State	W	77-68
12-22-09	Centenary	W	88-51
12-22-11	Northwestern State	W	82-67
12-22-13	Central Arkansas	W	79-72
12-20-14	USC Upstate	L	53-51
12-23-15	Northern Colorado	W	93-69
12-19-16	Southern Miss	W	86-44
12-23-17	Southern Miss	W	70-64

## OLE MISS SETBACK

■ In the setback at Ole Miss, the Bulldogs lost for the first time this season when leading at the half (11-1), having more assists (11-0) and in games decided by 10 points or less (6-1).

Mississippi State also surrendered a 13-point lead, the most since LSU over-came a 14-point deficit in 2016.

The game also marked the first time all season the Bulldogs failed to have anyone score in double-digits.

MSU also saw a 13-point lead against No. 22 Auburn on Saturday evaporate in a 76-68 loss.

## HERARD LEAVES TEAM

■ Sophomore forward Schnider Herard left the team in December and has transferred to Maryland.

In his career, the Haiti native appeared in 43 games and drew 19 starts. He averaged 4.0 points and 4.2 rebounds, while blocking 16 shots.

This season, he appeared in 11 games and scored 11 points while hauling in 23 rebounds and blocking 8 shots.

## CENTURY MARK SCORING

■ Against North Florida, MSU scored 100-plus points for the first time since a 106-88 win against Eastern Washington on Nov. 13, 2015.

It also marked the 54th time in school history the Dogs have reached the century mark.

The 109 points scored were the most since MSU totaled 107 against Arkansas-Pine Bluff in 1999.

MSU also shot a season-high 62.0 percent (44-71) from the floor.

That marked the Bulldogs' highest total since making 62 percent of its shots against Auburn on Jan. 16, 2011.

## OH, SO CLOSE

■ Entering the game against Auburn on Jan. 13, Mississippi State had won 13-straight games at Humphrey Coliseum dating back to last year.

That was one shy of the record for consecutive wins.

However, the Tigers kept MSU from tying the mark by rallying from 13 down to win, 76-68.

Here's the breakdown to top Humphrey Coliseum streaks . . .

Streak	Date	Ended By
14	1-22-03 to 1-10-04	Kentucky
13	3-4-17 to 1-2-18	Auburn
13	1-23-78 to 1-15-79	Alabama
12	2-25-04 to 2-12-05	LSU

## D-E-F-E-N-S-E

■ Mississippi State allows the second fewest points in the SEC and has held 23 of its 31 opponents below their average. Below are the results:

Team	Average	Points
Alabama State	N/A	68
Florida A&M	58.7	48
Green Bay	81.5	68
Stephen F. Austin	93.0	75
Jacksonville State	86.6	56
North Dakota State	68.7	59
Dayton	71.0	59
North Georgia	71.0	62
Cincinnati	83.4	65
UT Martin	76.1	61
Little Rock	63.7	48
Southern Miss	72.2	64
North Florida	76.0	81
Arkansas	90.4	75
Ole Miss	80.3	64
Florida	83.3	71
Auburn	87.2	76
Vanderbilt	71.5	62
Alabama	74.9	68
Kentucky	77.0	78
Missouri	74.6	62
South Carolina	70.7	76
Georgia	69.4	57
Alabama	73.5	63
Missouri	73.6	89
Vanderbilt	71.8	81
Ole Miss	76.1	62
Texas A&M	75.2	81
South Carolina	69.4	68
Tennessee	74.6	76
LSU	77.6	78

## NO LEAD

■ Only once this season has MSU failed to lead in a game, and that was at Alabama on Jan. 20 in a 68-62 loss.

There were three ties for a total 1:41.

But when the two met for the rematch, the Bulldogs claimed a 67-63 victory.



## 2017-18 MISSISSIPPI STATE NOTES

## 500 &amp; COUNTING

■ Against South Carolina on Feb. 24, sophomore guard **Tyson Carter** scored his 500th-career point.

In 63 games, he's averaging 8.1 points with a 8.7 average this year after scoring 3 points at LSU. He now has 509 for his career.

## ALSO 500 &amp; COUNTING

■ At Missouri on Feb. 10, sophomore guard **Lamar Peters** totaled a season-high 22 points as he reached 500 for his career (now 579).

In 58 games, the New Orleans native is averaging 10.0 points, 9.2 this year.

## 600 &amp; COUNTING

■ At Vanderbilt on Feb. 14, junior forward **Aric Holman** recorded his 600th-career point.

He has 639 for his career and is third on the team this season with his 10.7 average.

## CHARGES TAKEN

■ Freshman forward **Nick Weatherspoon** has established himself as one of the top charge takers in the SEC.

In fact, the Canton, Miss., native, is second in the league with his 19 charges taken. Alabama's Herbert Jones is tops with 20.

Name	School	Charges
Herbert Jones	Alabama	20
<b>Nick Weatherspoon</b>	<b>MSU</b>	<b>19</b>
Keith Stone	Florida	12

NOTE: Not all schools keep up with charges.

## DUNKIN' BULLDOGS

■ Mississippi State had three dunks against Tennessee to stand at 124 on the year, with **Aric Holman** throwing down a team-high 38.

The total surpasses last season's 107, while Holman had 35.

The school record of 145 was set in 2008 when the Bulldogs played 34 games (23-11).

## FREE THROW IMPROVEMENT

■ If there's been a major improvement for freshman forward **Abdul Ado**, it's been at the free throw line.

In his first 14 games, he was 19-44 (.432). But in his last 15 games, he's drained 28 of his 48 attempts (.583).

## COACHING STABILITY

■ Third-year coach **Ben Howland** has been able

to maintain stability within his coaching staff.

For the third year since his arrival, he's had the same assistants in **George Brooks**, **Korey McCray** and **Ernie Zeigler**.

Also back for his third year is **Michael Moynihan**, who is in his second season as director of operations after spending his first year at Mississippi State as the team's video coordinator.

**Jalen Courtney** is in his third season, his second as video coordinator.

His first year, he served as a grad assistant.

## BOARD DOMINANCE

■ Against Georgia on Feb. 3, MSU won the battle of the boards, 37-20. It was the fewest rebounds the Dogs have allowed all year. The previous low of 21 was North Florida.

## 45% STREAK SNAPPED

■ The first 15 times Mississippi State shot 45 percent or better from the floor this season, it won.

But that streak was snapped last month when the Bulldogs shot 58.8 percent from the floor in a 81-80 loss at Vanderbilt on a last-second shot.

## STREAKED SNAPPED

■ Mississippi State entered the Missouri game on Feb. 10 riding a four-game SEC winning streak, its longest since 2008.

That's the last year MSU won five in a row.

## PETERS WITH A SEASON HIGH

■ At Missouri in MSU's 89-85 loss in overtime, sophomore guard **Lamar Peters** had a season-high 22 points.

It was the first time in 15 games MSU lost when a player scored 20-plus points.

## STRONG REBOUND MARGIN

■ Mississippi State out-rebounded North Florida, 46-21, its largest margin this year.

The margin was the most since being plus-24 against both UT Martin earlier this season and versus Prairie View on Nov. 8, 2013.

## WELCOME TO 1,000 POINTS

■ With 2:07 left in the first half against Little Rock on Dec. 20 at Humphrey Coliseum, junior All-SEC guard **Quinnndary Weatherspoon** made a free throw to give him 1,000-career points.

He is now the 37th player in school history to reach that feat and currently ranks tied for 19th with 1,305 points.

## ACADEMIC SUCCESS

■ This past fall, MSU posted a 2.95 in the classroom, the best in program history.

Of the 15 players on the roster, nine posted a 3.0 or better.

## 2ND HALF CHARMS

■ In five of the last seven games against Missouri, Vanderbilt, Ole Miss, Texas A&M, South Carolina and Tennessee, Mississippi State has shot lights out in the second half.

During that stretch, MSU is 82-152 for a .539 shooting percentage.

But against the Volunteers, MSU was just 6-of-21 shooting.

## MOST-PLAYED SEC SERIES

■ The 258 games between Mississippi State and Ole Miss are the most in the SEC.

Here's the Top 5 . . .

1. Mississippi State/Ole Miss	258
2. Kentucky/Tennessee	224
3. Florida/Georgia	213
4. Mississippi State/LSU	211
5. LSU/Ole Miss	209

## OVERCOMING DEFICITS

■ In the 72-68 overtime win against South Carolina on Feb. 24, Mississippi State overcame a 13-point deficit.

It was the largest since battling back from 19 down to beat Tennessee in February of 2017.

## COURT ROBBERY

■ Four times this year, the Bulldogs have collected 10 or more steals in a game.

The season-high of 13 came against both Dayton and South Carolina.

## 20-PLUS TURNOVERS

■ On the year, Mississippi State has forced 20 or turnovers three times.

The high of 26 was against North Dakota State. In SEC play, the high was 21 on Feb. 24 against South Carolina in overtime.

## 20-PLUS TURNOVERS

■ On Monday, Quinnndary Weatherspoon won the Howell Trophy, joining Lawrence Roberts, Jamont Gordon, Jarvis Varnado (twice) and Arnett Moultrie as MSU players who have received this award, which is named after hall of famer and former Bulldog great Bailey Howell.



Aric Holman played in his 84th-consecutive game against South Carolina and leads MSU with 38 dunks.



Nick Weatherspoon is second in the SEC with his 19 charges taken and is third on the team with his 31 steals.



Abdul Ado leads MSU with his 59 blocked shots. His 2.0 average is fifth in the SEC and 45th nationally.

## CHARTING THE BULLDOGS

## DIFFERENCE BETWEEN WINNING AND LOSING

Wins	Stat	Losses
79.1.....	Points .....	63.3
64.5.....	Opp. Points .....	74.6
+14.6 .....	Scoring Margin .....	-11.3
.496.....	FG% .....	.404
.408.....	Opp. FG% .....	.440
.318.....	3FG% .....	.283
.304.....	Opp. 3FG% .....	.397
.684.....	FT% .....	.689
.657.....	Opp. FT% .....	.740
37.8.....	Rebounds .....	33.5
32.6.....	Opp. Rebounds .....	36.7
+5.2 .....	Rebound Margin .....	-3.2
14.7.....	Assists .....	10.4
13.0.....	Turnovers .....	13.2
+2.3 .....	Turnover Margin .....	-2.3
7.3.....	Steals .....	5.5
5.9.....	Blocks .....	3.8

CATEGORY	RANK
Scoring offense .....	9
Scoring defense .....	3
FG% .....	4
FG% defense .....	7
3PT FG% .....	14
3PT FG% defense .....	5
FT% .....	11
Rebounds .....	8
Rebounds allowed .....	6
Rebound margin .....	7
Assists .....	9
Blocked shots .....	4
Steals .....	4
Turnover margin .....	8
Assist/Turnover ratio .....	9

[illegible]





## Ben Howland

**22nd Season Overall | 3rd Season At Mississippi State  
452-249 (51-43 at MSU)**

- On March 23, 2015, Ben Howland was named the 20th head coach in Mississippi State history.
- In four different stints as a head coach, Howland has a 452-249 record – Northern Arizona (79-59), Pittsburgh (89-40), UCLA (233-107) and Mississippi State (51-43).
- Led UCLA to three-consecutive Final Fours.
- In 2006, the Bruins played Florida for the national championship.
- Howland is one of five coaches in NCAA Division I history to win at least 30 games in three-straight seasons, joining Adolph Rupp (Kentucky 1947-49), Mike Krzyzewski (2009-11), John Calipari (Memphis, 2006-08) and Roy Williams (North Carolina, 2008-09).
- During his 10-year tenure at UCLA, the Bruins went to the NCAA Tournament seven times and won four Pac-10 regular-season crowns, while having 18 players drafted by NBA teams.
- His 97 victories from 2006-08 stand as the most by any UCLA head coach in a three-year span.
- Has been a Conference Coach of the Year in the Pac-10, Big East and Big Sky.
- His final two years at Pitt, the Panthers went 57-11 and reached the Sweet 16 both years.
- In 2003, Pittsburgh won the Big East Tournament crown and held the nation's No. 2 ranking for eight weeks in the Associated Press poll before ending the year at No. 4.
- In 2002, Howland guided the Panthers to a school-record 29 wins en route to becoming the school's first coach in 26 years to garner National Coach of the Year honors.
- Howland's first coaching gig was at Northern Arizona, where his last three teams posted 20-plus win seasons, including a school-record 21 victories in 1997 en route to capturing the Big Sky regular-season title and played in the NIT.
- In 1998, Howland guided NAU to its first NCAA Tournament after capturing the Big Sky Tournament championship and second-straight regular-season crown.
- Howland spent one year as a graduate assistant at Gonzaga (1981) before becoming an assistant at California-Santa Barbara from 1982-94.
- Played two years at Santa Barbara College before transferring to Weber State, where he earned his degree in physical education in 1979.
- Howland and his wife, Kim, a former Weber State cheerleader, have two children – Meredith and Adam (Brittney) – and two grandsons, Benjamin Clark Howland II and Elijah Howland.



### Howland's Year-By-Year Record

#### Northern Arizona (1994-99)

Year	Overall	Big Sky Record	Postseason
1995	9-17	4-10 (7th)	
1996	7-19	3-11 (7th)	
1997	21-7	13-1 (1st)	NIT First Round
1998	21-8	12-2 (1st)	NCAA First Round
1999	21-8	12-4 (2nd)	
<b>Totals</b>	<b>79-59 (.572)</b>	<b>44-28 (.611)</b>	

#### Pittsburgh (2000-03)

Year	Overall	Big East Record	Postseason
2000	13-15	5-11 (11th)	
2001	19-14	7-9 (5th West)	NIT Second Round
2002	29-6	13-3 (1st West)	NCAA Sweet 16
2003	28-5	13-3 (T1st West)	NCAA Sweet 16
<b>Totals</b>	<b>89-40 (.690)</b>	<b>38-26 (.594)</b>	

#### UCLA (2004-13)

Year	Overall	Pac-10/12 Record	Postseason
2004	11-17	7-11 (1T7th)	
2005	18-11	11-7 (T3rd)	NCAA First Round
2006	32-7	14-4 (1st)	NCAA Runner-up
2007	30-6	15-3 (1st)	NCAA Final Four
2008	35-4	16-2 (1st)	NCAA Final Four
2009	26-9	13-5 (2nd)	NCAA Second Round
2010	14-18	8-10 (T5th)	
2011	23-11	13-5 (2nd)	NCAA Second Round
2012	19-14	11-7 (T5th)	
2013	25-10	13-5 (1st)	NCAA First Round
<b>Totals</b>	<b>233-107 (.685)</b>	<b>121-59 (.672)</b>	

#### Mississippi State (2016-Present)

Year	Overall	SEC Record	Postseason
2016	14-17	7-11	
2017	16-16	6-12	
2018	21-10	9-9	
<b>Totals</b>	<b>51-43 (.543)</b>	<b>22-32 (.407)</b>	
<b>OVERALL 452-249 (.645)</b>			

**1ST MSU WIN  
EASTERN WASHINGTON  
NOV. 13, 2015**

**1ST SEC WIN  
OLE MISS  
JAN. 23, 2016**

**10TH MSU WIN  
ARKANSAS  
FEB. 9, 2016**

**20TH MSU WIN  
GEORGIA STATE  
DEC. 4, 2016**

**25TH MSU WIN  
ARKANSAS  
JAN. 10, 2017**

**30TH MSU WIN  
LSU  
MARCH 8, 2017**

**40TH MSU WIN  
LITTLE ROCK  
DEC. 20, 2017**

**42  
BIGGEST WIN  
SOUTHERN MISS.  
DEC. 19, 2016**

**45TH MSU WIN  
MISSOURI  
JAN. 27, 2018**

**50TH MSU WIN  
TEXAS A&M  
FEB. 20, 2018**

**450TH WIN  
OLE MISS  
FEB. 17, 2018**

**700TH GAME  
TENNESSEE  
FEB. 27, 2018**

## UNDER BEN HOWLAND . . .

CATEGORY	2018	AT MSU
Leads at Halftime	17-2	38-5
Trails at Halftime	3-8	9-37
Is Tied at Halftime	1-0	4-1
Shoots 45% or better from the field	17-1	42-9
Shoots less than 45% from the field	4-9	9-34
Opp. shoots less than 45% from the field	16-6	37-19
Opp. shoots 45% or better from the field	5-4	14-24
Outrebounds (or ties) the opponent	15-4	33-14
Outrebounded by the opponent	6-6	18-29
More Assists (or ties) than the opponent	16-4	44-19
Fewer Assists than the opponent	5-6	7-24
Fewer (or ties) TOs than opponent	16-3	39-14
More TOs than opponent	5-7	12-29
Holds opponents to 65 points or less	13-2	29-5
In games decided by 10 points or less	9-5	22-28
All Games	21-10	51-43
Home Games	18-2	38-14
Road Games	2-8	6-24
Neutral-sites	1-0	7-5
Non-SEC Games	12-1	28-9
Non-SEC Home Games	11-0	22-3
Non-SEC Road Games	0-1	0-3
Non-SEC Neutral-site Games	1-0	6-3
SEC Games	9-9	22-32
SEC Home Games	7-2	16-11
SEC Road Games	2-7	6-21
SEC Tournament		1-2
November Games	6-0	13-5
December Games	6-1	15-4
January Games	4-5	10-16
February Games	5-3	10-14
March Games	0-1	3-4
Monday Games	1-0	3-1
Tuesday Games	4-3	7-14
Wednesday Games	3-2	7-7
Thursday Games	1-0	5-4
Friday Games	1-0	4-2
Saturday Games	9-5	19-15
Sunday Games	2-0	5-0
Overtime Games	1-1	1-3
Television Games	20-10	39-41

Alabama	3-5	Kent State	0-1	Rutgers	6-1
Alabama State	1-0	Kentucky	1-4	Sacramento State	7-2
Albany	1-0	Lehigh	0-1	Sam Houston State	2-1
Appalachian State	1-0	Little Rock	1-0	San Diego	0-3
Arizona	14-11	Long Beach State	3-1	San Diego State	0-1
Arizona State	17-8	Louisiana Tech	1-0	San Jose State	1-0
Arkansas	3-2	Loyola Marymount	3-2	Savannah State	1-0
Arkansas-Pine Bluff	1-0	LSU	4-2	Seton Hall	5-2
Auburn	1-2	Marist	1-0	Sonoma State	1-0
Belmont	1-0	Marquette	0-1	South Carolina	3-3
Boise State	1-4	Maryland	1-0	South Florida	0-1
Boston College	4-2	McNeese State	1-0	Southeast Louisiana	1-0
Butler	0-1	Memphis	1-2	Southern University	0-1
BYU	2-0	Mercer	1-0	Southern Cal	14-9
Cal Poly	2-2	Miami	3-4	Southern Illinois	1-0
Cal State Bakersfield	1-0	Miami (OH)	1-0	Southern Miss	2-0
Cal State Fullerton	1-1	Michigan	4-3	Southern Utah	3-1
Cal State Northridge	9-2	Michigan State	3-1	Southwest Texas	0-1
CSU San Bernardino	1-0	Middle Tenn. State	0-1	St. Bonaventure	2-0
California	17-10	Minnesota	0-1	St. Francis (N.Y.)	2-0
Central Conn. State	1-0	Mississippi State	0-2	St. Francis (Pa.)	4-0
Central Florida	0-1	Missouri-Kansas City	1-1	St. Johns	2-3
Chaminade (Hawaii)	3-0	MVSU	1-0	St. Martin's	1-0
Chicago State	1-0	Missouri	4-1	Stanford	14-7
Cincinnati	0-2	Missouri State	1-0	Stephen F. Austin	2-1
Co. of Notre Dame	1-0	Montana	6-5	Syracuse	4-5
Colorado	2-0	Montana State	9-3	Temple	1-0
Colorado College	2-0	Montana Tech	1-0	Tennessee	1-4
Colorado State	1-0	Morehead State	1-0	Tennessee Martin	2-0
Concordia (Calif.)	0-1	Morgan State	1-0	Texas	1-3
Connecticut	2-3	Morris Brown	1-0	Texas A&M	3-3
Coppin State	1-0	N. Mexico Highlands	1-1	Texas Arlington	1-1
Davidson	1-0	Nebraska	1-1	Texas El Paso	1-0
Dayton	1-0	Nevada	1-0	Texas Tech	0-2
Delaware State	2-0	New Mexico State	2-0	Texas Pan American	2-0
DePaul	1-0	New Orleans	2-0	Texas Southern	1-0
Drexel	1-0	Norfolk State	3-0	Tulane	1-0
Duquesne	3-1	North Carolina AT&T	1-0	UC Davis	3-0
East Carolina	0-1	North Carolina Central	1-0	UC Irvine	5-1
East Tennessee State	0-1	North Dakota State	1-0	UC Riverside	2-0
Eastern Illinois	1-0	North Florida	1-0	UC Santa Barbara	0-1
Eastern Washington	11-1	North Georgia	1-0	UCLA	0-1
Elon	1-0	Northern Arizona	1-0	UNLV	0-1
Florida	0-6	Northern Colorado	1-0	Utah	2-1
Florida A&M	1-0	Northwestern State	1-0	Vanderbilt	2-2
Florida International	2-1	Notre Dame	5-8	Vermont	1-0
Florida State	0-1	Oakland	2-0	Villanova	3-3
Fresno State	1-0	Occidental College	1-0	VCU	1-3
George Mason	1-0	Ohio State	2-0	Virginia Tech	2-0
George Washington	1-0	Ole Miss	2-4	Wagner	2-0
Georgetown	5-4	Oral Roberts	0-2	Washington	10-11
Georgia	2-4	Oregon	12-8	Washington State	18-3
Georgia State	1-0	Oregon State	17-4	Weber State	3-9
Georgia Tech	1-0	Pacific	1-0	West Virginia	5-4
Gonzaga	1-0	Penn State	2-1	Western Illinois	2-0
Green Bay	1-0	Pennsylvania	1-0	Western Kentucky	1-0
Idaho	1-3	Pepperdine	4-0	Western Oregon	1-0
Idaho State	8-3	Pittsburgh	1-0	Wright State	1-0
Illinois State	1-0	Portland	0-1	Wyoming	1-0
Indiana	2-0	Portland State	5-3	Xavier	1-0
Indiana State	1-0	Prairie View A&M	2-0	Yale	1-0
IUPUI	1-0	Providence	3-1	Youngstown State	1-0
Jacksonville State	1-0	Rhode Island	2-0		
James Madison	1-0	Richmond	1-0		
Kansas	1-3	Robert Morris	4-0		

TOTAL: 452-249

## On The Bench . . .



**George Brooks**  
8th Year

- Played for the Bulldogs from 1992-94.
- Helped develop forwards Arnett Moultrie, a first-round draft choice in the 2012 NBA draft and Gavin Ware, along with Jamario Moon and Ronald Murray who went on to enjoy NBA careers.
- Named the second-best recruiter in the SEC by Sporting News this past summer.



**Korey McCray**  
3rd Year

- Spent two seasons under Howland at UCLA.
- Worked with and created tailor-made offseason training programs for NBA talents such as Dwight Howard, John Wall, Javaris Crittenton, Anthony Morrow, Jarrett Jack, Jarvis Hayes, Von Wafer, Mario West and Damien Wilkins.
- In 2012, he was instrumental in UCLA landing the No. 1-ranked recruiting class.



**Ernie Ziegler**  
3rd Year

- Spent six seasons at Central Michigan (2007-12) as head coach, leading the Chippewas to two Mid-American Conference West Division titles and a pair of Michigan MAC Trophies.
- He spent five seasons as an assistant under the tutelage of Howland at both Pittsburgh (2002-03) and UCLA (2004-06).
- From 1992 to 1997, Zeigler was the head AAU coach for Team Detroit.



# MISSISSIPPI STATE BY THE NUMBERS

## GAME-BY-GAME SPECIALTY STATS (MSU First)

<u>Opponent</u>	<u>Paint</u>	<u>Off TO</u>	<u>2nd Chance</u>	<u>Fast Break</u>	<u>Bench</u>
Alabama State	46/32	17/4	11/16	14/0	50/34
Florida A&M	42/22	25/9	4/5	14/9	26/12
Green Bay	48/22	21/17	10/4	8/2	22/33
Stephen F. Austin	36/24	17/12	9/10	6/6	6/23
Jacksonville State	40/28	4/14	7/10	4/2	11/19
North Dakota State	28/20	21/14	10/6	12/2	10/16
Dayton	24/26	21/15	2/6	2/4	13/6
North Georgia	46/30	18/5	11/12	8/4	45/25
Cincinnati	24/24	6/22	6/13	12/6	0/6
UT Martin	44/22	21/10	31/11	12/10	31/23
Little Rock	30/28	27/10	13/11	6/0	12/20
Southern Miss	28/20	15/26	6/12	4/2	28/7
North Florida	58/28	24/17	19/6	13/8	41/29
Arkansas	38/42	19/9	16/9	10/4	15/14
Ole Miss	30/24	7/14	11/15	4/8	23/39
Florida	30/22	16/18	12/16	0/7	10/17
Auburn	30/18	10/19	13/9	10/2	16/13
Vanderbilt	42/44	17/6	7/2	10/4	23/31
Alabama	28/38	6/19	13/20	2/4	18/17
Kentucky	34/36	18/9	13/9	12/6	19/15
Missouri	46/34	24/11	11/9	12/0	17/20
South Carolina	38/26	13/21	9/12	10/8	22/15
Georgia	34/20	13/13	13/8	6/2	5/20
Alabama	30/26	17/8	10/12	8/8	15/21
Missouri	36/22	17/16	14/8	4/2	10/29
Vanderbilt	32/28	19/10	11/11	2/4	32/37
Ole Miss	34/26	17/6	6/9	6/2	31/18
Texas A&M	44/48	19/5	14/12	10/11	23/6
South Carolina	32/32	22/13	2/11	12/0	25/17
Tennessee	22/36	12/13	8/10	8/0	6/25
LSU	26/28	12/18	9/8	6/4	7/29
SECT-LSU					
SECT-Tennessee					

## GAME-BY-GAME LEAD/DEFICIT

<u>Opponent</u>	<u>Largest Lead</u>	<u>Largest Deficit</u>	<u>Final Score</u>
Alabama State	35 (76-41, 2nd)	1 (0-1, 1st)	W, 96-68
Florida A&M	36 (79-43, 2nd)	Never Trailed	W, 79-48
Green Bay	16 (24-8, 1st)	Never Trailed	W, 77-68
Stephen F. Austin	16 (68-52, 2nd)	8 (32-40, 1st)	W, 80-75
Jacksonville State	4 (4-0, 1st)	8 (33-41, 2nd)	W, 59-56
North Dakota State	27 (81-54, 2nd)	Never Trailed	W, 83-59
Dayton	21 (41-20, 2nd)	1 (5-6, 1st)	W, 61-59
North Georgia	38 (92-54, 2nd)	Never Trailed	W, 95-62
Cincinnati	3 (3-0, 1st)	19 (33-53)	L, 65-50
UT Martin	38 (90-52, 2nd)	2 (4-6, 1st)	W, 92-61
Little Rock	22 (62-40, 2nd)	3 (0-3, 1st)	W, 64-48
Southern Miss	11 (26-15, 1st)	4 (49-53, 2nd)	W, 70-64
North Florida	28 (109-81, 1st)	4 (2-6, 1st)	W, 109-81
Arkansas	4 (32-28, 1st)	8 (42-50, 2nd)	W, 78-75
Ole Miss	13 (33-20, 1st)	6 (58-64, 2nd)	L, 64-58
Florida	5 (7-2, 1st)	23 (42-65, 2nd)	L, 71-54
Auburn	13 (39-26, 2nd)	11 (54-65, 2nd)	L, 76-68
Vanderbilt	21 (75-54, 2nd)	Never Trailed	W, 80-62
Alabama	Never Led	20 (19-39, 2nd)	L, 68-62
Kentucky	6 (11-5, 1st)	13 (78-65, 2nd)	L, 78-65
Missouri	12 (62-50, 2nd)	7 (10-17, 1st)	W, 74-62
South Carolina	9 (57-48, 2nd)	4 (30-34, 1st)	W, 81-76
Georgia	19 (51-32, 2nd)	Never Trailed	W, 72-57
Alabama	9 (39-30, 2nd)	5 (13-18, 1st)	W, 67-63
Missouri	6 (9-3, 1st)	12 (30-42, 1st)	L, 89-85 ot
Vanderbilt	8 (22-14, 1st)	11 (45-56, 2nd)	L, 81-80
Ole Miss	22 (66-44, 2nd)	Never Trailed	W, 79-62
Texas A&M	15 (85-70, 2nd)	4 (2-6, 1st)	W, 93-81
South Carolina	5 (55-50, 2nd)	13 (11-24, 1st)	W, 72-68 ot
Tennessee	8 (25-17, 1st)	22 (54-76, 2nd)	L, 76-54
LSU	3 (9-6, 1st)	21 (57-78, 2nd)	L, 78-57
SECT-LSU			
SECT-Tennessee			

## Mississippi State Scoring By The Half

Team	1st Half	2nd Half	OT
Alabama State	58	31	
Florida A&M	28	51	
Green Bay	40	37	
Stephen F. Austin	32	48	
Jacksonville State	25	34	
North Dakota State	29	54	
Dayton	35	26	
North Georgia	53	42	
Cincinnati	25	25	
UT Martin	39	53	
Little Rock	26	38	
Southern Miss	36	34	
North Florida	47	62	
Arkansas	32	46	
Ole Miss	34	24	
Florida	28	26	
Auburn	35	33	
Vanderbilt	37	43	
Alabama	22	40	
Kentucky	36	29	
Missouri	31	43	
South Carolina	37	44	
Georgia	37	35	
Alabama	30	37	
Missouri	33	46	6
Vanderbilt	31	49	
Ole Miss	44	35	
Texas A&M	41	52	
South Carolina	25	37	10
Tennessee	34	20	
LSU	32	25	

Lowest First Half: 25, Jacksonville St., Cincy, USC  
 Highest First Half: 58, Alabama State  
 Lowest 2nd Half: 20, Tennessee  
 Highest 2nd Half: 62, North Florida

## Opponent Scoring By The Half

Team	1st Half	2nd Half	OT
Alabama State	31	37	
Florida A&M	17	31	
Green Bay	32	36	
Stephen F. Austin	40	35	
Jacksonville State	29	27	
North Dakota State	24	35	
Dayton	20	39	
North Georgia	26	36	
Cincinnati	35	30	
UT Martin	33	28	
Little Rock	23	25	
Southern Miss	26	37	
North Florida	43	38	
Arkansas	28	47	
Ole Miss	28	36	
Florida	33	38	
Auburn	33	52	
Vanderbilt	25	37	
Alabama	41	27	
Kentucky	38	40	
Missouri	31	31	
South Carolina	36	40	
Georgia	21	36	
Alabama	28	35	
Missouri	42	37	10
Vanderbilt	40	41	
Ole Miss	23	39	
Texas A&M	39	42	
South Carolina	32	30	6
Tennessee	40	36	
LSU	37	41	

Lowest First Half: 17, Florida A&M  
 Highest First Half: 47, Arkansas  
 Lowest 2nd Half: 25, Little Rock  
 Highest 2nd Half: 52, Auburn

# MISSISSIPPI STATE BY THE NUMBERS

## MSU'S 2017-18 RECORD WHEN . . .

Leads at Halftime	17-2
Trails at Halftime	3-8
Is Tied at Halftime	1-0
Shoots 45% or better from the field	17-1
Shoots less than 45% from the field	4-9
Opp. shoots less than 45% from the field	16-6
Opp. shoots 45% or better from the field	5-4
Outrebounds (or ties) the opponent	15-4
Outrebounded by the opponent	6-6
More Assists (or ties) than the opponent	16-4
Fewer Assists than the opponent	5-6
Fewer (or ties) TOs than opponent	17-3
More TOs than opponent	4-7
Holds opponents to 65 points or less	13-2
In games decided by 10 points or less	11-5

## MSU'S 2017-18 RECORD IN . . .

All Games	21-10
Home Games	18-2
Road Games	2-8
Neutral-sites	1-0
Non-SEC Games	12-1
Non-SEC Home Games	11-0
Non-SEC Road Games	0-1
Non-SEC Neutral-site Games	1-0
SEC Games	9-9
SEC Home Games	7-2
SEC Road Games	2-7
SEC Tournament	
November Games	6-0
December Games	6-1
January Games	4-5
February Games	5-3
March Games	0-1
Monday Games	1-0
Tuesday Games	4-3
Wednesday Games	3-2
Thursday Games	1-0
Friday Games	1-0
Saturday Games	9-5
Sunday Games	2-0
Overtime Games	1-1
Television Games	20-10
Games vs. Ranked Opponents	1-3

## MISC. 2017-18 TEAM STATS

### Largest Lead Surrendered in Loss:

13, Ole Miss (1-6-18), Auburn (1-13-18)

### Largest Deficit Overcome in Win:

13, South Carolina (2-24-18)

### Largest Lead at Anytime:

38, North Georgia (12-09-17) and  
UT Martin (12-12-17)

### Largest Deficit Anytime:

22, Tennessee (2-27-18)

## MISCELLANEOUS MSU INDIVIDUAL STATISTICS

**Games Scoring in Double Figures:** Q. Weatherspoon 26, N. Weatherspoon 23, Holman 19, Peters 12, Carter 11, Ado 10, Stapleton 4, Wright, Datcher, Feazell

**Games Scoring 20-plus Points:** Q. Weatherspoon 6, Carter 2, Holman 2, Peters 2, N. Weatherspoon

**Games Scoring 30-plus Points:** Carter

**Games Rebounding in Double Figures:** Ado 5, Holman 5, Q. Weatherspoon 2

**Games With Double Figures in Assists:** Q. Weatherspoon

**Games With Double-Doubles:** Holman 5, Ado 3, Q. Weatherspoon 2

**Games With Triple-Doubles:**

**Games As Team High Scorer (or co-leader):** Q. Weatherspoon 14, Peters 7, Holman 4, N. Weatherspoon 4, Carter 3, Stapleton 2, Ado 2

**Games As Team High Rebounder (or co-leader):** Ado 13, Holman 13, Q. Weatherspoon 6, Peters, Stapleton

**Games As Team Leader in Assists (or co-leader):** Peters 18, Q. Weatherspoon 16, N. Weatherspoon 6, Carter

**Games As Team Leader in Steals (or co-leader):** Q. Weatherspoon 12, Peters 11, Ado 8, Stapleton 6, N. Weatherspoon 6, Tyson Carter 4, Datcher, Wright

**Games As Team Leader in Blocks (or co-leader):** Ado 19, Holman 14, Stapleton 3, Wright 3, Peters 2, Q. Weatherspoon 2, Herard, Datcher,

**Games As Team Leader in Turnovers (or co-leader):** Q. Weatherspoon 15, Peters 14, Ado 11, N. Weatherspoon 4, Holman 4, Stapleton, Singleton, Carter, Wright

## MSU'S RECORD BY STARTING LINEUP

N. Weatherspoon, Q. Weatherspoon, Carter, Holman, Ado ..... 11-5

N. Weatherspoon, Q. Weatherspoon, Peters, Holman, Ado ..... 9-5

N. Weatherspoon, Q. Weatherspoon, Peters, Stapleton, Datcher ..... 1-0

## GAME-BY-GAME STARTERS

<u>Opponent</u>	<u>Date</u>	<u>Guard</u>	<u>Guard</u>	<u>Guard</u>	<u>Forward</u>	<u>Forward</u>	<u>Record</u>
Alabama State	11-10-17	W'Spoon	W'Spoon	Peters	Stapleton	Datcher	1-0
Florida A&M	11-18-17	W'Spoon	W'Spoon	Peters	Holman	Ado	2-0
Green Bay	11-20-17	W'Spoon	W'Spoon	Peters	Holman	Ado	3-0
Stephen F. Austin	11-22-17	W'Spoon	W'Spoon	Carter	Holman	Ado	4-0
Jacksonville State	11-26-17	W'Spoon	W'Spoon	Carter	Holman	Ado	5-0
North Dakota State	11-30-17	W'Spoon	W'Spoon	Carter	Holman	Ado	6-0
Dayton	12-03-17	W'Spoon	W'Spoon	Carter	Holman	Ado	7-0
North Georgia	12-09-17	W'Spoon	W'Spoon	Carter	Holman	Ado	8-0
Cincinnati	12-12-17	W'Spoon	W'Spoon	Carter	Holman	Ado	8-1
UT Martin	12-16-17	W'Spoon	W'Spoon	Carter	Holman	Ado	9-1
Little Rock	12-20-17	W'Spoon	W'Spoon	Carter	Holman	Ado	10-1
Southern Miss	12-23-17	W'Spoon	W'Spoon	Carter	Holman	Ado	11-1
North Florida	12-30-17	W'Spoon	W'Spoon	Carter	Holman	Ado	12-1
Arkansas	01-02-18	W'Spoon	W'Spoon	Carter	Holman	Ado	13-1
Ole Miss	01-06-18	W'Spoon	W'Spoon	Carter	Holman	Ado	13-2
Florida	01-10-18	W'Spoon	W'Spoon	Carter	Holman	Ado	13-3
Auburn	01-13-18	W'Spoon	W'Spoon	Carter	Holman	Ado	13-4
Vanderbilt	01-16-18	W'Spoon	W'Spoon	Carter	Holman	Ado	14-4
Alabama	01-20-18	W'Spoon	W'Spoon	Carter	Holman	Ado	14-5
Kentucky	01-23-18	W'Spoon	W'Spoon	Peters	Holman	Ado	14-6
Missouri	01-27-18	W'Spoon	W'Spoon	Peters	Holman	Ado	15-6
South Carolina	01-31-18	W'Spoon	W'Spoon	Peters	Holman	Ado	16-6
Georgia	02-03-18	W'Spoon	W'Spoon	Peters	Holman	Ado	17-6
Alabama	02-06-18	W'Spoon	W'Spoon	Peters	Holman	Ado	18-6
Missouri	02-10-18	W'Spoon	W'Spoon	Peters	Holman	Ado	18-7
Vanderbilt	02-14-18	W'Spoon	W'Spoon	Peters	Holman	Ado	18-8
Ole Miss	02-17-18	W'Spoon	W'Spoon	Peters	Holman	Ado	19-8
Texas A&M	02-20-18	W'Spoon	W'Spoon	Peters	Holman	Ado	20-8
South Carolina	02-24-18	W'Spoon	W'Spoon	Peters	Holman	Ado	21-8
Tennessee	02-27-18	W'Spoon	W'Spoon	Peters	Holman	Ado	21-9
LSU	03-03-18	W'Spoon	W'Spoon	Peters	Holman	Ado	21-10
LSU-SECT							

## 2017-18 Win-Loss Differential

Diff.	1	2	3	4	5	6	7	8	9	10	11	12	13	14	15	16	17	18	19	20	21	22	23	24	25+
Won		1	2	2	2	1			1			2			1	1	1	1						1	5
Lost	1			1		2		1						1	1		1				1	1			



# THE LAST TIME . . .

## THE LAST TIME AN MSU PLAYER ...

### Scored 30 or more points in a game:

32, Ravern Johnson vs. Tenn. St. (11-12-10)

### Scored 33 or more points in a game:

33, Craig Sword at LSU (2-19-14)

### Scored 34 or more points in a game:

34, Arnett Moultrie vs. UMass (3-13-12)

### Scored 35 or more points in a game:

35, Tyson Carter vs. NDSU (11-30-17)

### Scored 37 or more points in a game:

39, Jeff Malone vs. Alabama (1-31-83)

### Scored 40 or more points in a game:

40, Rickey Brown vs. Auburn (3-7-77)

### Scored 20+ points in back-to-back games:

Quinnndary Weatherspoon 21 vs. UT Martin (12-16-17); 21 vs. Little Rock (12-20-17)

### Scored 20+ points in three-consecutive games:

Craig Sword (24 vs. Loyola, 12-01-13; 24 vs. TCU, 12-05-13; 22 vs. SELA, 12-13-13)

### Scored 20+ points in five-consecutive games:

Jeff Malone, 1982-83 (11 consecutive)

### Scored 30+ points in back-to-back games:

Jeff Malone (36 at Ole Miss & 30 vs. Georgia, 1982-83)

### Scored 30+ points in three-consecutive games:

Jeff Malone (33 at LSU; 36 at Ole Miss & 30 vs. Georgia, 1982-83)

### Two players score 20+ points in same game:

Nick Weatherspoon, 22; Quinnndary Weatherspoon, 22 vs. Arkansas (1-02-18)

### Made 10 field goals in a game:

10, Aric Holman vs. North Florida (12-30-17)

### Made 11 field goals in a game:

11, Q. Weatherspoon, Missouri (1-25-17)

### Made 12 field goals in a game:

12, Tyson Carter, NDSU (11-30-17)

### Made 13 field goals in a game:

13, Horatio Webster vs. SW Missouri St. (11-23-97)

### Made 14 field goals in a game:

14, Cameron Burns at Georgia (1-17-90)

### Made 15 or more field goals in a game:

16, Raymond Brown vs. Florida (3-2-85)

### Attempted 20 field goals in a game:

20, Ravern Johnson vs. St. Mary's (12-29-10)

### Attempted 21 or more field goals in a game:

21, Dee Bost vs. Kentucky (2-16-10)

### Attempted 23 or more field goals in a game:

23, Arnett Moultrie vs. UMass (3-13-12)

### Attempted 25 field goals in a game:

25, Chuck Evans at Alabama (3-6-93)

### Attempted 26 field goals in a game:

26, Tony Watts at Ole Miss (2-22-92)

### Attempted 27 or more field goals in a game:

28, Jeff Malone vs. Vanderbilt (1-8-83)

### Made six 3-pointers in a game:

6, Tyson Carter vs. Dayton (12-3-17)

### Made seven 3-pointers in a game:

7, Lamar Peters vs. Missouri (1-25-17)

### Made eight or more 3-pointers in a game:

8, Winsome Frazier vs. UMKC (11-23-04)

### Attempted 11 3-pointers in a game:

11, Dee Bost vs. Detroit (12-17-11)

### Attempted 12 3-pointers in a game:

12, Ravern Johnson vs. ETSU (12-11-10)

### Attempted 13 or more 3-pointers in a game:

13, Dee Bost vs. Troy (12-10-11)

### Attempted 16 or more 3-pointers in a game:

17, Darryl Wilson vs. Alabama (3-4-95)

### Made 14 or more free throws in a game:

14, Trivante Bloodman vs. Auburn (2-15-14)

### Made 15 or more free throws in a game:

15, Craig Sword vs. Ole Miss (1-11-14)

### Attempted 17 free throws in a game:

17, Jarvis Varnado at Houston (12-19-09)

### Attempted 18 free throws in a game:

18, Craig Sword vs. Ole Miss (1-11-14)

### Attempted 19 free throws in a game:

19, Carl Nichols vs. SE La. (12-1-88)

### Had 16 rebounds in a game:

16, Gavin Ware vs. Maryland ES (1-2-14)

### Had 17 rebounds in a game:

17, Gavin Ware at Auburn (1-21-15)

### Had 18 or more rebounds in a game:

21, Wesley Morgan vs. SE La. (11-28-05)

### Had 22 or more rebounds in a game:

23, Rickey Brown vs. Vanderbilt (12-6-79)

### Had 24 or more rebounds in a game:

24, Wiley Peck vs. Alabama (1-27-79)

### Had 10 or more offensive rebounds in a game:

11, Arnett Moultrie vs. Northwestern State (12-22-11)

### Had 10 or more defensive rebounds in a game:

10, Aric Holman vs. Vanderbilt (1-16-18)

### Had 13 or more defensive rebounds in a game:

13, Colin Borchert vs. Auburn (3-9-13)

### Had 15 or more defensive rebounds in a game:

15, Jarvis Varnado at San Diego (12-31-09)

### Had 10 assists in a game:

10, Q. Weatherspoon vs. NDSU (11-30-17)

### Had 11 assists in a game:

11, I.J. Ready vs. No. Colorado (12-23-15)

### Had 13 assists in a game:

13, I.J. Ready vs. LSU (3-4-17)

### Had 14 assists in a game:

14, Gary Ervin vs. Florida A&M (12-20-04)

### Had 15 or more assists in a game:

16, Chuck Evans at UMKC (2-23-93)

### Had 10 or more turnovers in a game:

10, Charles Rhodes vs. Nicholls (11-11-06)

### Had five or more blocks in a game:

5, Abdul Ado vs. Stephen F. Austin (11-22-17)

### Had six or more blocks in a game:

6, Schneider Herard vs. Fla. A&M (11-18-17)

### Had seven blocks in a game:

7, Jarvis Varnado at LSU (2-20-10)

### Had eight blocks in a game:

8, Jarvis Varnado vs. Alabama (2-24-10)

### Had nine blocks in a game:

9, Jarvis Varnado at Vanderbilt (2-3-10)

### Had 10 blocks in a game:

10, Jarvis Varnado vs. Arkansas (1-14-10)

### Had 10+ blocks in two consecutive games:

Jarvis Varnado (10 vs. Georgia & 10 vs. Kentucky, 2007-08)

### Had five steals in a game:

5, Lamar Peters vs. Texas A&M (1-14-17)

### Had six or more steals in a game:

7, Craig Sword vs. Ole Miss (1-11-14)

## LAST TIME AN MSU TEAM...

### Scored 100 or more points:

109 vs. North Florida (12-30-17)

### Scored 100 or more points in an SEC game:

105 vs. Auburn (3-2-04)

### Allowed 100 or more points in an SEC game:

115 at Arkansas (2-20-93)

### Allowed 100 or more points in non-SEC play:

105 vs. Miami (11-19-15)

### Was held to 52 points or less:

52 vs. Florida (2-18-17)

### Was held to 50 points:

50 vs. Cincinnati (12-12-17)

### Was held to 49 points or less:

48 vs. Vanderbilt (2-25-17)

### Was held to 45 points or less:

41 at Georgia (2-7-15)

### Was held to 40 points or less:

36 vs. Missouri (2-13-13)

### Was held to 35 points or less:

31 vs. Vanderbilt (2-23-13)

### Was held to fewer than 10 points in a half:

9 at Arkansas, first (2-7-15)

### Held opponent to 59 points or less:

57 vs. Georgia (2-3-18)

### Held opponent to 56 points or less:

56 vs. Jacksonville State (11-26-17)

### Held opponent to 55 points or less:

52 vs. LSU-SECT (3-08-17)

### Held opponent to 50 points or less:

48 vs. Little Rock (12-20-17)

### Held opponent to 45 points or less:

44 vs. Southern Miss (12-19-16)

### Held opponent to 42 points or less:

42 vs. Texas-San Antonio (12-4-12)

### Held opponent to 39 points or less:

39 at LSU (1-9-08)

### Shot 50 percent or better from the field:

.509 [27-53] vs. Georgia (2-3-18)

### Shot 55 percent or better from the field:

.564 [31-55] vs. Ole Miss (2-17-18)

### Shot 60 percent or better from the field:

.620 [44-71] vs. North Florida (12-30-17)

### Shot 65 percent or better from the field:

.660 [35-53] vs. Western Kentucky (1-5-09)

### Was held to less than 35 percent from the field:

.349 [22-63] at Ole Miss (1-6-18)

### Was held to less than 30 percent from the field:

.298 [14-47] vs. Vanderbilt (2-25-17)

### Was held to less than 25 percent from the field:

.175 [7-40] vs. Vanderbilt (2-23-13)

### Held opp. to 35 percent or less from the field:

.339 [21-62] at Ole Miss (1-6-18)

### Held opp. to 30 percent or less from the field:

.281 [18-64] vs. Florida A&M (11-18-17)

### Held opp. to 25 percent or less from the field:

.231 [15-65] vs. Southern Miss (12-19-16)

### Opponent shot 50 percent or better:

.519 [28-54] LSU (3-03-18)

### Opponent shot 60 percent or better:

.623 [33-53] Missouri (3-1-14)

### Made 35 or more field goals:

37 vs. North Georgia (12-9-17)

### Made 40 or more field goals:

44 vs. North Florida (12-30-17)

### Made fewer than 15 field goals:

14 at Vanderbilt (2-25-17)

### Attempted 70 or more shots from the field:

71 vs. North Florida (12-30-17)

### Attempted 80 or more shots from the field:

80 at Alabama (2-21-09)

### Attempted just 40 shots from the field:

40 vs. Vanderbilt (2-23-13)

### Attempted 39 or fewer shots from the field:

39 at Vanderbilt (3-4-15)

### Attempted 35 or fewer shots from the field:

34 vs. Tennessee (2-3-15)

### Made 10 or more 3-pointers:

10 at Vanderbilt (2-14-18)

### Made 12 3-pointers:

12 vs. Ole Miss (2-17-18)

### Made 13 3-pointers:

13 vs. North Georgia (12-09-17)

### Made 15 3-pointers:

15 vs. North Carolina A&T (12-12-10)

### Made 16 3-pointers:

16 vs. Troy (12-10-11)

### Made 17 3-pointers:

17 vs. Southern Miss (12-19-16)

### Did not make a 3-pointer:

[0-10] at Arkansas (2-7-15)

### Made just one 3-pointer:

vs. Tennessee (1-7-15)

### Made just two 3-pointers:

vs. Alabama (2-6-18)

### Opponent made 15 or more 3-pointers:

16, Arkansas (1-9-16)

### Opponent made just one 3-pointer:

vs. LSU-SECT (3-8-17)

### Attempted nine 3-pointers or less:

9 vs. Tennessee (1-7-15)

### Attempted six 3-pointers or less:

6 at Ole Miss (1-29-03)

# THE LAST TIME (CONTINUED) . . .

**Attempted 25 3-pointers:**

25 vs. Little Rock (12-20-17)

**Attempted 26 3-pointers:**

26 at South Carolina (2-28-17)

**Attempted 27 3-pointers:**

27 vs. South Carolina (2-11-17)

**Attempted 28 3-pointers:**

28 vs. Dayton (12-3-17)

**Attempted 29 or more 3-pointers:**

29 vs. Kentucky (1-23-18)

**Attempted 30 or more 3-pointers:**

31 at Missouri (2-10-18)

**Attempted 35 or more 3-pointers:**

35 vs. Kentucky (2-16-10)

**Made 31 or more free throws:**

31 vs. Auburn (1-22-14)

**Made 40 or more free throws:**

41 vs. LSU (2-11-09)

**Made 50 or more free throws:**

52 vs. LSU (2-11-09)

**Made fewer than five free throws:**

4 vs. Dayton (12-3-17)

**Made only 1 free throw:**

1 vs. Florida (1-30-14)

**Opponent made 30 or more free throws:**

34, Ole Miss (2-18-17)

**Attempted 30 or more free throws:**

34 vs. Auburn (2-7-17)

**Attempted 35 or more free throws:**

35 vs. Stephen F. Austin (11-22-17)

**Attempted 40 or more free throws:**

40 vs. Arkansas (1-2-18)

**Attempted 45 or more free throws:**

45 vs. Florida A&amp;M (12-17-13)

**Attempted fewer than 10 free throws:**

7 at LSU (3-3-18)

**Opponent attempted 40 or more free throws:**

44, Ole Miss (2-18-17)

**Had 50 or more rebounds:**

53 vs. UT Martin (12-16-17)

**Had 55 or more rebounds:**

55 vs. Tennessee (2-4-17)

**Had 58 or more rebounds:**

58 vs. Troy (12-10-05)

**Had 59 or more rebounds:**

59 at Houston (12-19-09)

**Had fewer than 25 rebounds:**

21 vs. McNeese State (12-30-14)

**Had 20 or fewer rebounds:**

20 at Kentucky (1-12-16)

**Had 20 or more assists:**

20 vs. Vanderbilt (1-16-18)

**Had 21 or more assists:**

24 vs. North Florida (12-30-17)

**Had 25 or more assists:**

25 vs. St. Bonaventure (12-05-09)

**Had 30 or more assists:**

30 vs. Troy (12-10-11)

**Had 5 Assists:**

5, Florida State (12-16-15)

**Had Fewer Than 5 Assists:**

4, Tennessee (1-2-15)

**Had 20 or more turnovers:**

20 at South Carolina (2-28-17)

**Had 21 or more turnovers:**

22 vs. Ole Miss (2-18-17)

**Had 23 or more turnovers:**

23 vs. Arkansas (2-21-15)

**Had 24 or more turnovers:**

24 vs. Dayton (12-3-17)

**Had 25 turnovers:**

26 vs. Mississippi Valley State (11-17-14)

**Had 29 or more turnovers:**

29 at Arkansas (1-23-13)

**Had 30 or more turnovers:**

31 at Kentucky (1-7-97)

**Had 34 or more turnovers:**

34 at Evansville (12-17-75)

**Had fewer than 10 turnovers:**

7 vs. Arkansas (1-2-18)

**Had five or fewer turnovers:**

4 vs. Vanderbilt (1-16-18)

**Forced 25 or more turnovers:**

26 vs. Dayton (12-3-17)

**Had 10 blocked shots:**

10 vs. Stephen F. Austin (11-22-17)

**Had 11 blocked shots:**

11 vs. Southern Miss (12-19-16)

**Had 12 blocked shots:**

12 at South Carolina (1-26-16)

**Had 13 blocked shots:**

13 vs. Florida A&amp;M (11-18-17)

**Had 14 blocked shots:**

14 vs. Texas-Pan American (11-24-09)

**Had 16 blocked shots:**

16 vs. Georgia (1-12-08)

**Had 10 steals:**

10 vs. Missouri (1-23-18)

**Had 11 steals:**

11 vs. Little Rock (12-20-17)

**Had 12 steals:**

12 vs. LSU-SECT (3-8-17)

**Had 13 steals:**

13 vs. South Carolina (2-24-18)

**Had 14 steals:**

14 vs. South Carolina (1-9-13)

**Had 15 steals:**

15 vs. Florida Gulf Coast (12-19-13)

**Had 17 or more steals:**

17 vs. Oregon State (12-01-16)

**Had 20 or more steals:**

20 vs. Nicholls State (11-17-01)

**Had 1 steal or less:**

1 vs. Vanderbilt (3-11-11)

## MISSISSIPPI STATE IN OVERTIME

### Mississippi State In Overtime Games

<b>This Season</b> .....	1-1
<b>Overall Overtime Record</b> .....	61-52
<i>Home Overtime Record</i> .....	35-23
<i>Road Overtime Record</i> .....	18-21
<i>Neutral Site Overtime Record</i> .....	8-8
<b>Humphrey Coliseum Overtime Record</b> .....	26-18
<b>SEC Tournament Overtime Record</b> .....	2-5
<b>Double Overtime Record</b> .....	6-5
<b>Four Overtime Record</b> .....	1-1
<b>Postseason Overtime Record</b> .....	1-0
<b>Last OT Played (1OT)</b> .....	vs. South Carolina (W, 72-68, 2/24/18)
<b>Last Double OT</b> .....	vs. UMass (L, 101-96, 3/13/12)
<b>Last Triple OT</b> .....	vs. Alabama (L, 79-78, 2/27/71)
<b>Last Four OT</b> .....	vs. Ole Miss (W, 104-102, 1/24/90)

### Mississippi State Coaches In Overtime Games

<b>Babe McCarthy</b> .....	6-5	<b>Bob Boyd</b> .....	3-4
<i>Home Overtime Record</i> .....	2-2	<i>Home Overtime Record</i> .....	2-1
<i>Road Overtime Record</i> .....	2-2	<i>Road Overtime Record</i> .....	1-2
<i>Neutral Site Overtime Record</i> .....	2-1	<i>Neutral Site Overtime Record</i> .....	0-1
<b>Joe Dan Gold</b> .....	5-3	<b>Richard Williams</b> .....	15-11
<i>Home Overtime Record</i> .....	3-3	<i>Home Overtime Record</i> .....	7-3
<i>Road Overtime Record</i> .....	1-0	<i>Road Overtime Record</i> .....	5-5
<i>Neutral Site Overtime Record</i> .....	1-0	<i>Neutral Site Overtime Record</i> .....	3-3
<b>Kermit Davis</b> .....	8-6	<b>Rick Stansbury</b> .....	15-16
<i>Home Overtime Record</i> .....	5-3	<i>Home Overtime Record</i> .....	7-6
<i>Road Overtime Record</i> .....	3-3	<i>Road Overtime Record</i> .....	6-7
<i>Neutral Site Overtime Record</i> .....	0-0	<i>Neutral Site Overtime Record</i> .....	2-3
<b>Ron Greene</b> .....	2-0	<b>Rick Ray</b> .....	3-1
<i>Home Overtime Record</i> .....	2-0	<i>Home Overtime Record</i> .....	3-1
<b>Jim Hatfield</b> .....	3-3	<b>Ben Howland</b> .....	1-3
<i>Home Overtime Record</i> .....	3-2	<i>Home Overtime Record</i> .....	1-2
<i>Road Overtime Record</i> .....	0-1	<i>Road Overtime Record</i> .....	0-1

### OVERTIME FOES

TEAM	RECORD	TEAM	RECORD
Alabama .....	6-7	Santa Clara .....	2-0
Alaska-Fairbanks .....	1-0	Southern Mississippi .....	1-0
Arkansas .....	2-1	SW Louisiana .....	1-0
Auburn .....	6-4	South Alabama .....	1-0
Baylor .....	1-0	South Carolina .....	4-0
BYU .....	0-1	Tennessee .....	6-2
California .....	0-1	Texas .....	1-0
Drake .....	1-0	Texas A&M .....	1-1
Florida .....	0-3	Troy .....	2-0
Florida State .....	1-0	Tulane .....	0-1
Georgia .....	3-3	UAB .....	0-1
Georgia Tech .....	1-0	UMass .....	0-1
Houston .....	0-1	Vanderbilt .....	2-5
Idaho .....	0-1		
Kentucky .....	4-5		
Loyola .....	1-0		
LSU .....	3-4		
Memphis .....	1-0		
Missouri .....	0-1		
Missouri-Kansas City .....	0-1		
Montana .....	1-0		
Morehead State .....	1-0		
NE Louisiana .....	0-1		
Northwestern State .....	0-1		
Oklahoma .....	1-0		
Ole Miss .....	6-4		
Old Dominion .....	0-1		
San Diego .....	0-1		



# 0 NICK WEATHERSPOON



@Nick\_Gotti0

Freshman | Guard

6-2 | 195

Canton, Miss.

Velma Jackson HS

## Season Highs

**Points:** 22, Arkansas (1-2-18)  
**FGM:** 8, Alabama (2-6-18)  
**FGA:** 14, Alabama (2-6-18)  
**3FGM:** 3, twice, UT-Martin (12-16-17)  
**3FGA:** 6, Stephen F. Austin (11-22-17)  
**FTM:** 7, Arkansas (1-2-18)  
**FTA:** 10, Arkansas (1-2-18)  
**Rebounds:** 6, twice, at Texas A&M (2-20-18)  
**Assists:** 5, Florida A&M (11-18-17)  
**Blocks:** 2, Arkansas (1-2-18)  
**Steals:** 3, twice, at Cincinnati (12-12-17)  
**Minutes:** 37, Stephen F. Austin (11-22-17)

## Weatherspoon's Notes . . .

- Made his collegiate debut against Alabama State and scored 11 points as a starter.

- Has scored in double-digits in 22 games, with season-best 22 coming in SEC opener against Arkansas.

- Has started every game this season.

- Had a career-high 6 rebounds twice against North Florida and Texas A&M.

- Named SEC Freshman of the Week on February 5.

- Named to the SEC All-Freshman team on Tuesday.

## 2017-18 Game-By-Game

Opponent		MIN	FG	Pct.	3FG	Pct.	FT	Pct.	O-D-R	PF	A	TO	B	S	PTS
N10 Alabama State	*	25	3-8	.375	1-1	1.000	4-4	1.000	0-3-3	0	3	0	0	0	11
N18 Florida A&M	*	32	5-10	.500	1-3	.333	1-3	.333	0-5-5	1	5	2	1	1	12
N20 Green Bay	*	28	3-7	.429	1-3	.333	3-4	.750	0-5-5	3	4	3	0	1	10
N22 Stephen F. Austin	*	37	4-9	.444	3-6	.500	4-5	.800	0-0-0	2	3	1	1	0	15
N26 Jacksonville State	*	30	5-9	.556	1-2	.500	1-3	.333	0-1-1	1	1	0	0	0	12
N30 North Dakota State	*	31	5-9	.556	1-3	.333	1-1	1.000	0-4-4	0	2	2	0	1	12
D3 Dayton	*	31	3-7	.429	0-3	.000	0-2	.000	0-1-1	4	1	2	1	3	6
D9 North Georgia	*	24	4-8	.500	0-2	.000	1-1	1.000	0-3-3	0	4	0	0	2	9
D12 Cincinnati	*	26	6-11	.545	0-1	.000	0-0	.000	0-1-1	2	2	2	0	3	12
D16 UT Martin	*	26	4-7	.571	3-4	.750	0-0	.000	0-4-4	1	1	2	0	2	11
D20 Little Rock	*	23	3-9	.333	2-5	.400	0-0	.000	1-3-4	2	1	1	0	1	8
D23 Southern Miss	*	29	2-4	.500	1-2	.500	5-7	.714	1-2-3	2	0	0	0	1	10
D30 North Florida	*	27	3-5	.600	0-1	.000	5-6	.833	1-5-6	0	4	3	0	1	11
J2 Arkansas	*	33	7-10	.700	1-3	.333	7-10	.700	0-4-4	1	2	0	2	2	22
J6 Ole Miss	*	32	3-10	.300	0-3	.000	3-6	.500	0-2-2	3	0	1	0	0	9
J10 Florida	*	32	2-9	.222	0-2	.000	3-4	.750	0-1-1	2	3	0	0	1	7
J13 Auburn	*	28	3-10	.300	0-3	.000	4-6	.667	0-3-3	4	3	0	0	0	10
J16 Vanderbilt	*	21	1-7	.143	0-3	.000	0-0	.000	0-3-3	1	4	0	0	0	2
J20 Alabama	*	25	2-9	.222	1-4	.250	2-2	1.000	0-1-1	2	1	2	0	1	7
J23 Kentucky	*	22	4-8	.500	1-3	.333	1-2	.500	1-3-4	2	0	2	0	0	10
J27 Missouri	*	32	5-13	.385	1-3	.333	1-2	.500	0-4-4	1	3	1	0	1	12
J31 South Carolina	*	33	7-13	.538	1-3	.333	2-2	1.000	1-1-2	1	3	0	0	2	17
F3 Georgia	*	26	7-9	.778	0-1	.000	0-0	.000	0-4-4	2	1	0	0	0	14
F6 Alabama	*	27	8-14	.571	0-4	.000	2-3	.667	0-3-3	3	1	0	0	1	18
F10 Missouri	*	36	5-9	.556	2-4	.500	3-4	.750	1-2-3	3	2	0	0	1	15
F14 Vanderbilt	*	23	4-5	.800	0-0	.000	2-2	1.000	0-1-1	2	1	0	0	0	10
F17 Ole Miss	*	27	7-7	1.000	1-1	1.000	0-0	.000	0-3-3	3	2	0	0	1	15
F20 Texas A&M	*	33	2-8	.250	0-2	.000	2-2	1.000	0-6-6	0	4	2	0	2	6
F24 South Carolina	*	24	3-7	.429	1-3	.333	3-3	1.000	1-1-2	5	0	1	0	1	10
F27 Tennessee	*	28	4-11	.364	0-3	.000	3-4	.750	0-0-0	0	0	1	0	2	11
M3 LSU	*	32	5-13	.385	1-5	.200	0-0	.000	1-3-4	2	3	2	0	0	11

## CAREER STATS FOR NICK WEATHERSPOON

Year	GP-GS	Min/Avg	FG-FGA	Pct	3FM-3GA	Pct	FT-FTA	Pct	Rebs	PF-D	Ast	TO	Blk	Stl	Pts/Avg
2017-18	31-31	883/28.5	129-275	.469	24-86	.279	63-88	.716	90-2.9	55-1	64	30	5	31	345/11.1

## 1 LAMAR PETERS



@headshotpeters\_

Sophomore | Guard

6-0 | 185

New Orleans, LA

Landry-Walker HS

## Season Highs

**Points:** 22, at Missouri (2-10-18)  
**FGM:** 9, twice, at Missouri (2-10-18)  
**FGA:** 17, Georgia (2-3-18)  
**3FGM:** 4, at Alabama (1-20-18)  
**3FGA:** 10, at Alabama (1-20-18)  
**FTM:** 5, Green Bay (11-20-17)  
**FTA:** 6, Green Bay (11-20-17)  
**Rebounds:** 7, twice, at Texas A&M (2-20-18)  
**Assists:** 9, Missouri (1-27-18)  
**Blocks:** 2, Alabama State (11-10-17)  
**Steals:** 4, 3x, at Missouri (2-10-18)  
**Minutes:** 35, twice, at LSU (3-3-18)

## Career Highs

**Points:** 25, Kentucky (1-17-17)  
**FGM:** 9, 4x, last at Missouri (2-10-18)  
**FGA:** 17, Georgia (2-3-18)  
**3FGM:** 7, Missouri (1-25-17)  
**3FGA:** 11, Missouri (1-25-17)  
**FTM:** 11, TAMU (1-14-17)  
**FTA:** 11, 2x, last vs. Auburn (2-7-17)  
**Rebounds:** 7, 3x, last at Texas A&M (2-20-18)  
**Assists:** 9, Missouri (1-27-18)  
**Blocks:** 2, 2x, last vs. Alabama St. (11-10-17)  
**Steals:** 5, TAMU (1-14-17)  
**Minutes:** 36, Auburn (2-7-17)

## 2017-18 Game-By-Game

Opponent	MIN	FG	Pct.	3FG	Pct.	FT	Pct.	O-D-R	PF	A	TO	B	S	PTS
N10 Alabama State	*	29	2-8	.250	0-5	.000	3-4	.750	0-4-4	1	7	4	2	7
N18 Florida A&M	*	23	5-12	.417	1-7	.143	1-1	1.000	0-1-1	3	5	1	0	12
N20 Green Bay	*	29	6-15	.400	1-7	.143	5-6	.833	0-0-0	0	2	3	1	18
N22 Stephen F. Austin	-DNP-													
N26 Jacksonville State	-DNP-													
N30 North Dakota State	-DNP-													
D3 Dayton		21	1-5	.200	1-5	.200	0-0	.000	0-0-0	2	2	3	0	3
D9 North Georgia		22	4-12	.333	3-7	.429	0-0	.000	0-7-7	1	6	2	0	11
D12 Cincinnati		21	0-11	.000	0-7	.000	0-0	.000	0-1-1	4	2	6	0	0
D16 UT Martin		21	3-7	.429	3-7	.429	0-0	.000	1-2-3	0	2	0	1	9
D20 Little Rock		24	0-4	.000	0-4	.000	0-2	.000	1-2-3	2	4	1	0	0
D23 Southern Miss		19	4-10	.400	0-4	.000	2-5	.400	0-3-3	0	3	3	1	10
D30 North Florida		15	1-4	.250	0-2	.000	0-0	.000	0-2-2	3	4	3	0	2
J2 Arkansas		23	4-9	.444	0-3	.000	1-2	.500	0-2-2	1	3	1	0	9
J6 Ole Miss		24	3-10	.300	1-4	.250	0-1	.000	1-3-4	4	3	2	1	7
J10 Florida		25	1-6	.167	1-3	.333	0-0	.000	0-0-0	1	1	4	0	3
J13 Auburn		21	4-7	.571	1-2	.500	1-2	.500	1-2-3	5	1	4	1	10
J16 Vanderbilt		22	3-8	.375	1-3	.333	3-4	.750	0-1-1	0	5	0	0	10
J20 Alabama		28	6-15	.400	4-10	.400	1-2	.500	0-1-1	3	2	2	0	17
J23 Kentucky	*	33	4-11	.364	1-5	.200	0-0	.000	0-0-0	3	5	2	0	9
J27 Missouri	*	26	2-4	.500	0-2	.000	0-0	.000	1-1-2	3	9	3	0	4
J31 South Carolina	*	27	1-6	.167	0-3	.000	0-0	.000	0-1-1	3	3	2	0	2
F3 Georgia	*	32	9-17	.529	2-8	.250	0-0	.000	0-1-1	2	2	4	0	20
F6 Alabama	*	32	2-8	.250	0-4	.000	2-4	.500	1-3-4	3	4	1	0	6
F10 Missouri	*	35	9-16	.563	2-6	.333	2-3	.667	2-1-3	5	7	4	0	22
F14 Vanderbilt	*	33	1-8	.125	0-1	.000	1-1	1.000	0-2-2	0	8	3	0	3
F17 Ole Miss	*	29	3-7	.429	2-5	.400	0-0	.000	0-4-4	3	7	4	0	8
F20 Texas A&M	*	31	5-10	.500	3-7	.429	2-4	.500	0-7-7	2	7	3	0	15
F24 South Carolina	*	36	6-16	.375	2-7	.286	5-6	.833	0-4-4	1	5	4	0	19
F27 Tennessee	*	28	3-10	.300	1-5	.200	0-0	.000	1-1-2	1	2	1	0	7
M3 LSU	*	35	4-12	.333	3-8	.375	4-5	.800	0-1-1	2	2	3	0	15

## Peters' Notes . . .

- In season opener, tied career high with 7 assists and 2 blocked shots.

- Season-high 22 points at Missouri.

- Missed Stephen F. Austin, JSU and North Dakota State games due to violation of team rules.

- Season-high three 3-pointers against Alabama.

- Has 15 starts on the year, including the last 12 SEC games.

- Career-high 9 assists against Missouri on Jan. 27.

- Fifth in SEC with his 1.5 steals.

- Fifth in the SEC with his 4.0 assists.

- Named SEC Player of the Week on Feb. 26.

## CAREER STATS FOR LAMAR PETERS

Year	GP-GS	Min/Avg	FG-FGA	Pct	3FM-3GA	Pct	FT-FTA	Pct	Rebs	PF-D	Asst	TO	Blk	Stl	Pts/Avg
2016-17	30-17	738/24.6	103-266	.387	59-161	.366	56-75	.747	68-2.3	81-2	101	68	5	34	321/10.7
2017-18	28-15	743/26.5	96-268	.358	33-141	.234	33-52	.635	66-2.4	58-2	113	73	7	43	258/9.2
Totals	58-32	1481/25.5	199-534	.373	92-302	.305	89-127	.701	134-2.3	139-4	214	141	12	77	579/10.0



## 2 ELI WRIGHT



@eli\_wright2

Sophomore | Guard

6-4 | 190

Owensboro, KY

22 Feet Academy

## Season Highs

**Points:** 12, Alabama State (11-10-17)  
**FGM:** 5, Alabama State (11-10-17)  
**FGA:** 8, Alabama State (11-10-17)  
**3FGM:** 1, 5x, last at South Carolina (1-31-18)  
**3FGA:** 3, 3x, last vs. Little Rock (12-20-17)  
**FTM:** 2, 5x, South Carolina (2-24-18)  
**FTA:** 5, vs. Little Rock (12-20-17)  
**Rebounds:** 8, at Ole Miss (1-6-18)  
**Assists:** 4, North Florida (12-30-17)  
**Blocks:** 1, 6x, last vs. Tennessee (2-27-18)  
**Steals:** 1, 6x, last at LSU (3-3-18)  
**Minutes:** 28, Alabama State (11-10-17)

## Career Highs

**Points:** 12, Alabama State (11-10-17)  
**FGM:** 5, Alabama State (11-10-17)  
**FGA:** 8, Alabama State (11-10-17)  
**3FGM:** 1, 7x, last at South Carolina (1-31-18)  
**3FGA:** 3, 3x, last vs. Little Rock (12-20-17)  
**FTM:** 3, 5x last vs Oregon State (12-1-16)  
**FTA:** 5, twice, vs. Little Rock (12-20-17)  
**Rebounds:** 8, at Ole Miss (1-6-18)  
**Assists:** 4, North Florida (12-30-17)  
**Blocks:** 1, 8x, last vs. Tennessee (2-27-18)  
**Steals:** 2, Oregon State (12-1-16)  
**Minutes:** 31, NWST (11-28-16)

## 2017-18 Game-By-Game

Opponent	MIN	FG	Pct.	3FG	Pct.	FT	Pct.	O-D-R	PF	A	TO	B	S	PTS
N10 Alabama State	28	5-8	.625	1-3	.333	1-2	.500	3-3-6	3	2	0	1	0	12
N18 Florida A&M	-DNP-													
N20 Green Bay	17	4-6	.667	0-2	.000	0-0	.000	4-0-4	2	1	1	0	0	8
N22 Stephen F. Austin	17	0-3	.000	0-1	.000	0-0	.000	0-2-2	1	0	2	1	0	0
N26 Jacksonville State	23	0-5	.000	0-2	.000	0-0	.000	2-4-6	0	0	1	0	0	0
N30 North Dakota State	25	0-5	.000	0-3	.000	0-0	.000	0-2-2	1	2	0	0	0	0
D3 Dayton	-DNP-													
D9 North Georgia	-DNP-													
D12 Cincinnati	16	0-3	.000	0-1	.000	0-0	.000	1-2-3	2	0	2	0	0	0
D16 UT Martin	15	3-7	.429	1-3	.333	2-3	.667	1-1-2	2	1	0	0	0	9
D20 Little Rock	19	2-5	.400	1-3	.333	2-5	.400	1-2-3	0	0	1	0	1	7
D23 Southern Miss	16	1-2	.500	0-0	.000	0-0	.000	0-2-2	1	2	0	1	0	2
D30 North Florida	21	3-7	.429	0-2	.000	0-0	.000	3-2-5	1	4	0	0	0	6
J2 Arkansas	10	0-4	.000	0-0	.000	0-0	.000	0-0-0	0	0	0	0	0	0
J6 Ole Miss	21	2-4	.500	1-2	.500	0-0	.000	3-5-8	2	1	2	0	0	5
J10 Florida	23	2-6	.333	0-1	.000	1-2	.500	0-4-4	1	1	2	1	1	5
J13 Auburn	8	0-2	.000	0-0	.000	0-0	.000	1-0-1	1	2	1	0	0	0
J16 Vanderbilt	21	2-3	.667	0-0	.000	1-1	1.000	1-0-1	1	2	0	0	1	5
J20 Alabama	12	0-1	.000	0-0	.000	0-0	.000	0-2-2	2	0	0	0	0	0
J23 Kentucky	11	1-2	.500	0-1	.000	2-2	1.000	1-0-1	1	1	0	0	0	4
J27 Missouri	9	2-3	.667	0-0	.000	0-0	.000	0-0-0	1	0	0	0	0	4
J31 South Carolina	10	2-3	.667	1-1	1.000	0-0	.000	1-0-1	1	2	0	0	0	5
F3 Georgia	13	0-0	.000	0-0	.000	0-0	.000	0-1-1	1	1	0	0	0	0
F6 Alabama	8	0-0	.000	0-0	.000	2-2	1.000	1-1-2	1	0	2	1	1	2
F10 Missouri	8	1-1	1.000	1-1	1.000	0-0	.000	0-1-1	1	1	0	0	0	3
F14 Vanderbilt	9	1-2	.500	0-0	.000	0-0	.000	0-2-2	1	2	0	0	0	2
F17 Ole Miss	10	0-1	.000	0-0	.000	0-0	.000	0-1-1	0	1	1	1	0	0
F20 Texas A&M	7	1-1	1.000	0-0	.000	1-1	1.000	0-1-1	2	0	1	0	0	3
F24 South Carolina	14	3-3	1.000	0-0	.000	2-3	.667	0-0-0	0	1	1	0	0	8
F27 Tennessee	11	1-1	1.000	0-0	.000	0-0	.000	0-2-2	3	0	0	1	0	2
M3 LSU	7	1-2	.500	0-1	.000	0-0	.000	0-0-0	0	0	1	0	1	2

## Wright's Notes . . .

- Had a career 12 points in season opener vs. Alabama State.
- Missed Florida A&M, Dayton and North Georgia games for violation of team rules.
- Had second-best game of the year vs. UT Martin with 9 points.
- Earned his first steal of the season against Little Rock.
- Earned a career-high 4 assists against North Florida.
- Earned a career-high 8 rebounds at Ole Miss.

## CAREER STATS FOR ELI WRIGHT

Year	GP-GS	Min/Avg	FG-FGA	Pct	3FM-3GA	Pct	FT-FTA	Pct	Rebs	PF-D	Ast	TO	Blk	Stl	Pts/Avg
2016-17	30-1	392/13.1	36-68	.529	11-27	.407	22-31	.710	47-1.6	50-1	7	16	3	11	105/3.5
2017-18	28-0	409/14.6	37-90	.411	6-27	.222	14-21	.667	63-2.3	32-0	27	18	7	5	94/3.4
Totals	58-1	801/13.8	73-158	.462	17-54	.315	36-52	.692	110-1.9	82-1	34	34	10	16	199/3.4

# 3 XAVIAN STAPLETON



@thesniperxay

Junior | Guard

6-6 | 210

Flora, MS

Louisiana Tech

## Season Highs

**Points:** 18, at Vanderbilt (2-14-18)  
**FGM:** 6, twice, at Vanderbilt (2-14-18)  
**FGA:** 11, at Texas A&M (2-20-18)  
**3FGM:** 5, at Vanderbilt (2-14-18)  
**3FGA:** 7, Southern Miss (12-23-17)  
**FTM:** 4, twice, Auburn (1-13-18)  
**FTA:** 6, twice, Auburn (1-13-18)  
**Rebounds:** 9, at Ole Miss (1-6-18)  
**Assists:** 3, North Florida (12-30-17)  
**Blocks:** 3, Missouri (1-27-18)  
**Steals:** 3, North Dakota State (11-30-17)  
**Minutes:** 26, at Ole Miss (1-6-18)

## Career Highs

**Points:** 18, at Vanderbilt (2-14-18)  
**FGM:** 6, 4x, last at Vanderbilt (2-14-18)  
**FGA:** 13, Tennessee (2-4-17)  
**3FGM:** 5, at Vanderbilt (2-14-18)  
**3FGA:** 7, Southern Miss (12-23-17)  
**FTM:** 6, Arkansas (1-10-17)  
**FTA:** 7, Arkansas (1-10-17)  
**Rebounds:** 11, Tennessee (2-4-17)  
**Assists:** 3, North Florida (12-30-17)  
**Blocks:** 3, Missouri (1-27-18)  
**Steals:** 4, Tennessee (2-4-17)  
**Minutes:** 28, South Carolina (2-11-17)

## 2017-18 Game-By-Game

Opponent	MIN	FG	Pct.	3FG	Pct.	FT	Pct.	O-D-R	PF	A	TO	B	S	PTS	
N10 Alabama State	*	5	0-0	.000	0-0	.000	0-0	.000	0-1-1	0	0	0	0	2	0
N18 Florida A&M	-DNP-														
N20 Green Bay	-DNP-														
N22 Stephen F. Austin	-DNP-														
N26 Jacksonville State	15	3-8	.375	1-2	.500	0-0	.000	2-0-2	1	1	1	0	0	7	
N30 North Dakota State	20	2-6	.333	0-1	.000	0-0	.000	1-2-3	2	0	1	1	3	4	
D3 Dayton	18	3-8	.375	0-3	.000	2-2	1.000	0-1-1	3	0	2	0	1	8	
D9 North Georgia	17	3-6	.500	0-3	.000	0-0	.000	0-1-1	2	0	0	0	1	6	
D12 Cincinnati	12	0-4	.000	0-1	.000	0-0	.000	1-0-1	2	0	0	0	0	0	
D16 UT Martin	16	4-7	.571	1-3	.333	0-0	.000	1-2-3	4	1	2	0	0	9	
D20 Little Rock	21	1-5	.200	0-3	.000	1-1	1.000	1-1-2	2	0	1	0	2	3	
D23 Southern Miss	23	4-7	.571	4-7	.571	0-0	.000	0-3-3	2	1	2	1	0	12	
D30 North Florida	18	6-10	.600	3-5	.600	1-1	1.000	1-1-2	2	3	0	0	2	16	
J2 Arkansas	20	1-4	.250	0-2	.000	4-6	.667	1-3-4	1	1	1	0	1	6	
J6 Ole Miss	26	2-9	.222	1-5	.200	2-2	1.000	2-7-9	3	1	3	0	1	7	
J10 Florida	-DNP-														
J13 Auburn	19	0-4	.000	0-3	.000	4-6	.667	1-4-5	2	0	0	1	0	4	
J16 Vanderbilt	24	3-9	.333	2-4	.500	0-0	.000	0-0-0	0	0	0	0	0	8	
J20 Alabama	-DNP-														
J23 Kentucky	21	3-6	.500	0-2	.000	0-0	.000	0-2-2	5	2	0	0	0	6	
J27 Missouri	16	1-4	.250	1-2	.500	0-0	.000	0-0-0	0	0	1	3	0	3	
J31 South Carolina	25	3-6	.500	1-3	.333	2-2	1.000	0-2-2	4	0	0	0	2	9	
F3 Georgia	12	0-2	.000	0-0	.000	2-2	1.000	0-1-1	3	0	1	0	1	2	
F6 Alabama	24	3-7	.429	0-3	.000	0-0	.000	0-4-4	4	1	0	0	0	6	
F10 Missouri	18	2-7	.286	2-6	.333	1-1	1.000	1-3-4	5	0	2	0	0	7	
F14 Vanderbilt	25	6-8	.750	5-5	1.000	1-2	.500	0-1-1	3	2	1	0	0	18	
F17 Ole Miss	24	4-8	.500	2-3	.667	0-0	.000	0-0-0	1	0	2	0	1	10	
F20 Texas A&M	22	3-11	.273	2-5	.400	0-0	.000	2-1-3	3	1	0	0	0	8	
F24 South Carolina	23	2-7	.286	0-2	.000	0-0	.000	2-3-5	0	1	0	1	1	4	
F27 Tennessee	19	0-1	.000	0-1	.000	0-0	.000	0-1-1	4	0	2	0	0	0	
M3 LSU	24	1-5	.200	0-3	.000	0-0	.000	1-4-5	3	1	1	0	1	2	

## Stapleton's Notes . . .

- Due to a sprained left knee, was limited to just 5 minutes against Alabama State.
- Missed three games due to a knee sprain.
- Career-high four 3-pointers made and attempted against Southern Miss in Jackson.
- Career-high 18 points at Vanderbilt.
- Career-high five three-pointers made at Vanderbilt.
- Career-high 3 assists against North Florida.
- Season-high 9 rebounds at Ole Miss.
- Missed the Florida and Alabama games due to a violation of team rules.
- Career-high 3 blocks vs. Missouri.

## CAREER STATS FOR XAVIAN STAPLETON

Year	GP-GS	Min/Avg	FG-FGA	Pct	3FM-3GA	Pct	FT-FTA	Pct	Rebs	PF-D	Ast	TO	Blk	Stl	Pts/Avg
2016-17	23-5	385/16.7	59-129	.457	18-54	.333	28-44	.636	66-2.9	66-4	7	21	10	22	164/7.1
2017-18	26-1	507/19.5	60-159	.377	25-77	.325	20-25	.800	65-2.5	61-2	16	23	7	19	165/6.3
Totals	49-6	892/18.2	119-288	.413	43-131	.328	48-69	.696	131-2.7	127-6	23	44	17	41	329/6.7



# 5 MITCHELL STORM



@mitchell\_storm

Sophomore | Forward

6-7 | 202

Madison, Miss.

East Mississippi CC

## Season Highs

Points:

FGM:

FGA: 2, Alabama State (11-10-17)

3FGM:

3FGA: 1, twice, vs. Little Rock (12-20-17)

FTM:

FTA:

Rebounds: 3, Alabama State (11-10-17)

Assists:

Blocks:

Steals:

Minutes: 4, twice, last vs. North Georgia (12-9-17)

## Storm's Notes . . .

- Made his MSU debut against Alabama State and had 3 rebounds.

- Also played 3 minutes against Florida A&M and 2 against North Dakota State.

- Tied his season high with 4 minutes against North Georgia and then played 3 minutes vs. UT Martin.

## 2017-18 Game-By-Game

Opponent	MIN	FG	Pct.	3FG	Pct.	FT	Pct.	O-D-R	PF	A	TO	B	S	PTS
N10 Alabama State	4	0-2	.000	0-0	.000	0-0	.000	1-2-3	1	0	0	0	0	0
N18 Florida A&M	3	0-0	.000	0-0	.000	0-0	.000	0-1-1	0	0	0	0	0	0
N20 Green Bay	-DNP-													
N22 Stephen F. Austin	-DNP-													
N26 Jacksonville State	-DNP-													
N30 North Dakota State	2	0-0	.000	0-0	.000	0-0	.000	0-0-0	0	0	0	0	0	0
D3 Dayton	-DNP-													
D9 North Georgia	4	0-0	.000	0-0	.000	0-0	.000	0-0-0	0	0	0	0	0	0
D12 Cincinnati	-DNP-													
D16 UT Martin	3	0-1	.000	0-1	.000	0-0	.000	0-1-1	0	0	1	0	0	0
D20 Little Rock	1	0-1	.000	0-1	.000	0-0	.000	0-0-0	0	0	0	0	0	0
D23 Southern Miss	-DNP-													
D30 North Florida	2	0-0	.000	0-0	.000	0-0	.000	1-0-1	0	0	0	0	0	0
J2 Arkansas	-DNP-													
J6 Ole Miss	-DNP-													
J10 Florida	-DNP-													
J13 Auburn	-DNP-													
J16 Vanderbilt	-DNP-													
J20 Alabama	-DNP-													
J23 Kentucky	-DNP-													
J27 Missouri	-DNP-													
J31 South Carolina	-DNP-													
F3 Georgia	-DNP-													
F6 Alabama	-DNP-													
F10 Missouri	-DNP-													
F14 Vanderbilt	-DNP-													
F17 Ole Miss	-DNP-													
F20 Texas A&M	-DNP-													
F24 South Carolina	-DNP-													
F27 Tennessee	-DNP-													
M3 LSU	-DNP-													

## CAREER STATS FOR MITCHELL STORM

Year	GP-GS	Min/Avg	FG-FGA	Pct	3FM-3GA	Pct	FT-FTA	Pct	Rebs	PF-D	Ast	TO	Blk	Stl	Pts/Avg
2017-18	7-0	19/2.7	0-4	.000	0-2	.000	0-0	.000	6-0.9	1-0	0	1	0	0	0/0.0

# 10 TATE CLAYTON



@tclayton03

Freshman | Guard

6-2 | 170

Tupelo, Miss.

Tupelo HS

## Season Highs

Points:  
FGM:  
FGA:  
3FGM:  
3FGA:  
FTM:  
FTA:  
Rebounds:  
Assists:  
Blocks:  
Steals:  
Minutes: 4, North Georgia (12-9-17)

## Clayton's Notes . . .

- Made collegiate debut against Alabama State.
- Also played against Florida A&M, North Georgia and Ole Miss.
- Season-high 4 minutes vs. North Georgia.

## 2017-18 Game-By-Game

Opponent	MIN	FG	Pct.	3FG	Pct.	FT	Pct.	O-D-R	PF	A	TO	B	S	PTS
N10 Alabama State	2	0-0	.000	0-0	.000	0-0	.000	0-0-0	0	0	0	0	0	0
N18 Florida A&M	2	0-0	.000	0-0	.000	0-0	.000	0-0-0	0	0	0	0	0	0
N20 Green Bay	-DNP-													
N22 Stephen F. Austin	-DNP-													
N26 Jacksonville State	-DNP-													
N30 North Dakota State	-DNP-													
D3 Dayton	-DNP-													
D9 North Georgia	4	0-0	.000	0-0	.000	0-0	.000	0-0-0	0	0	0	0	0	0
D12 Cincinnati	-DNP-													
D16 UT Martin	-DNP-													
D20 Little Rock	-DNP-													
D23 Southern Miss	-DNP-													
D30 North Florida	-DNP-													
J2 Arkansas	-DNP-													
J6 Ole Miss	-DNP-													
J10 Florida	-DNP-													
J13 Auburn	-DNP-													
J16 Vanderbilt	-DNP-													
J20 Alabama	-DNP-													
J23 Kentucky	-DNP-													
J27 Missouri	-DNP-													
J31 South Carolina	-DNP-													
F3 Georgia	-DNP-													
F6 Alabama	-DNP-													
F10 Missouri	-DNP-													
F14 Vanderbilt	-DNP-													
F17 Ole Miss	1	0-0	.000	0-0	.000	0-0	.000	0-0-0	0	0	0	0	0	0
F20 Texas A&M	-DNP-													
F24 South Carolina	-DNP-													
F27 Tennessee	-DNP-													
M3 LSU	-DNP-													

## CAREER STATS FOR TATE CLAYTON

Year	GP-GS	Min/Avg	FG-FGA	Pct	3FM-3GA	Pct	FT-FTA	Pct	Rebs	PF-D	Asst	TO	Blk	Stl	Pts/Avg
2017-18	4-0	9/2.3	0-0	.000	0-0	.000	0-0	.000	0-0.0	0-0	0	0	0	0	0/0.0

# 11 QUINNDARY WEATHERSPOON



@IAM\_QUINN11

Junior | Guard

6-4 | 205

Canton, MS

Velma Jackson HS

## Season Highs

Points: 22, twice, Arkansas (1-2-18)  
 FGM: 8, 4x, last at Kentucky (1-23-18)  
 FGA: 16, Kentucky (1-23-18)  
 3FGM: 4, twice, at Florida (1-10-18)  
 3FGA: 8, at Florida (1-10-18)  
 FTM: 11, Stephen F. Austin (11-22-17)  
 FTA: 14, Stephen F. Austin (11-22-17)  
 Rebounds: 10, twice, Ole Miss (2-17-18)  
 Assists: 10, North Dakota State (11-30-17)  
 Blocks: 2, Dayton (12-03-17)  
 Steals: 4, twice, South Carolina (2-24-18)  
 Minutes: 38, South Carolina (2-24-18)

## Career Highs

Points: 29, Missouri (1-25-17)  
 FGM: 11, Missouri (1-25-17)  
 FGA: 18, UCF (11-17-16)  
 3FGM: 6, Arkansas (1-10-17)  
 3FGA: 8, 4x, last at Florida (1-10-18)  
 FTM: 11, Stephen F. Austin (11-22-17)  
 FTA: 14, Stephen F. Austin (11-22-17)  
 Rebounds: 14, Missouri (1-30-16)  
 Assists: 10, North Dakota State (11-30-17)  
 Blocks: 2, 4x, last vs. Dayton (12-03-17)  
 Steals: 4, 5x, last vs. South Carolina (2-24-18)  
 Minutes: 41, Alabama (2-2-16)

## 2017-18 Game-By-Game

Opponent		MIN	FG	Pct.	3FG	Pct.	FT	Pct.	O-D-R	PF	A	TO	B	S	PTS
N10 Alabama State	*	22	8-9	.889	0-1	.000	1-3	.333	0-8-8	3	1	3	1	2	17
N18 Florida A&M	*	31	5-9	.556	1-4	.250	1-2	.500	0-6-6	1	4	4	1	1	12
N20 Green Bay	*	28	1-8	.125	0-5	.000	0-0	.000	0-3-3	2	4	2	0	1	2
N22 Stephen F. Austin	*	34	4-8	.500	1-4	.250	11-14	.786	2-5-7	3	6	1	0	2	20
N26 Jacksonville State	*	35	6-11	.545	1-3	.333	0-0	.000	1-4-5	2	4	4	0	0	13
N30 North Dakota State	*	26	4-9	.444	1-3	.333	0-2	.000	1-3-4	1	10	0	0	0	9
D3 Dayton	*	35	5-11	.455	0-3	.000	1-2	.500	2-8-10	4	6	5	2	3	11
D9 North Georgia	*	26	8-11	.727	4-4	1.000	2-2	1.000	0-2-2	1	2	0	0	2	22
D12 Cincinnati	*	34	3-12	.250	1-3	.333	5-6	.833	1-6-7	3	3	3	0	1	12
D16 UT Martin	*	24	6-10	.600	1-4	.250	8-9	.889	4-4-8	1	7	0	0	4	21
D20 Little Rock	*	26	7-11	.636	1-3	.333	6-6	1.000	3-5-8	1	3	2	1	2	21
D23 Southern Miss	*	31	2-5	.400	0-3	.000	3-6	.500	1-3-4	3	4	3	0	1	7
D30 North Florida	*	27	7-10	.700	2-3	.667	2-2	1.000	1-5-6	3	6	1	1	1	18
J2 Arkansas	*	33	7-13	.538	2-4	.500	6-8	.750	5-2-7	4	2	2	1	3	22
J6 Ole Miss	*	30	3-12	.250	0-2	.000	1-2	.500	1-2-3	2	3	5	0	0	7
J10 Florida	*	36	6-13	.462	4-8	.500	0-0	.000	3-2-5	2	3	5	0	2	16
J13 Auburn	*	33	5-13	.385	2-7	.286	2-2	1.000	0-4-4	4	3	2	1	0	14
J16 Vanderbilt	*	28	8-12	.667	1-3	.333	2-3	.667	1-3-4	2	4	2	0	1	19
J20 Alabama	*	31	4-9	.444	0-3	.000	4-4	1.000	4-5-9	2	2	5	0	2	12
J23 Kentucky	*	31	8-16	.500	1-5	.200	2-2	1.000	3-6-9	3	6	2	0	1	19
J27 Missouri	*	34	7-9	.778	2-4	.500	4-5	.800	0-6-6	1	4	1	1	3	20
J31 South Carolina	*	30	6-12	.500	2-6	.333	4-4	1.000	1-4-5	4	3	5	0	0	18
F3 Georgia	*	30	3-7	.429	1-4	.250	7-8	.875	3-5-8	2	1	2	0	1	14
F6 Alabama	*	34	4-8	.500	1-3	.333	4-9	.444	1-4-5	1	3	1	0	2	13
F10 Missouri	*	37	5-13	.385	2-6	.333	1-2	.500	3-4-7	4	0	1	1	3	13
F14 Vanderbilt	*	32	4-6	.667	1-2	.500	0-0	.000	0-2-2	2	3	3	1	1	9
F17 Ole Miss	*	35	6-13	.462	3-6	.500	1-2	.500	2-8-10	2	2	0	0	0	16
F20 Texas A&M	*	33	5-15	.333	0-1	.000	7-8	.875	4-2-6	1	5	2	0	1	17
F24 South Carolina	*	38	3-8	.375	0-2	.000	7-8	.875	1-6-7	2	4	6	0	4	13
F27 Tennessee	*	34	7-13	.538	2-5	.400	1-2	.500	0-6-6	3	2	3	0	0	17
M3 LSU	*	31	5-11	.455	1-3	.333	1-2	.500	1-1-2	3	0	3	0	1	12

## Weatherspoon's Notes . . .

- In preseason polls named first-team All-SEC by the league coaches and second-team by the media.
- Is MSU's leading returning scorer.
- Had 17 points against Alabama State in season opener.
- Surpassed 100-career assists vs. Florida A&M and had career-high 10 vs. North Dakota State.
- Had game-winning 3-pointer with 0.7 seconds left vs. Jacksonville State.
- Also had game-winning shot against Dayton with 0.8 seconds left.
- Season-high 22 points vs. North Georgia and Arkansas.
- MSU is 6-0 this year when he scores 20-plus points.
- Became the 37th player in MSU history to reach 1,000 career points on Dec. 20 against Little Rock.
- Started all 31 games.
- In SEC, 14th in scoring, 6th in steals, 3rd in FG%, 11th in assists and 17th in rebounding.
- On Tuesday, named second-team All-SEC by the league coaches.

## CAREER STATS FOR QUINNDARY WEATHERSPOON

Year	GP-GS	Min/Avg	FG-FGA	Pct	3FM-3GA	Pct	FT-FTA	Pct	Rebs	PF-D	Asst	TO	Blk	Stl	Pts/Avg
2015-16	31-17	836/27.0	133-297	.448	43-109	.394	62-77	.805	146-4.7	75-1	43	45	16	42	371/12.0
2016-17	29-29	926/31.9	173-369	.469	47-126	.373	85-111	.766	148-5.1	68-1	53	64	8	50	478/16.5
2017-18	31-31	969/31.3	162-327	.495	38-117	.325	94-125	.752	183-5.9	72-0	110	78	11	45	456/14.7
Totals	91-77	2731/30.0	468-993	.471	128-352	.364	241-313	.770	477-5.2	215-2	206	187	35	137	1305/14.3



# 12 DREW DAVIS



Senior | Guard

5-10 | 165

Atlanta, GA

Fort Walton Beach HS

## Season Highs

Points: 2, North Dakota State (11-30-17)  
 FGM: 1, North Dakota State (11-30-17)  
 FGA: 3, North Georgia (12-9-17)  
 3FGM:  
 3FGA: 2, North Georgia (12-9-17)  
 FTM: 1, Alabama State (11-10-17)  
 FTA: 2, Alabama State (11-10-17)  
 Rebounds: 2, North Georgia (12-9-17)  
 Assists: 1, twice, last North Florida (12-30-17)  
 Blocks:  
 Steals:  
 Minutes: 4, North Georgia (12-9-17)

## Career Highs

Points: 6, Southern Miss (12-19-16)  
 FGM: 2, Southern Miss (12-19-16)  
 FGA: 3, North Georgia (12-9-17)  
 3FGM: 2, Southern Miss (12-19-16)  
 3FGA: 2, twice, last vs. N. Georgia (12-9-17)  
 FTM: 1, Alabama State (11-10-17)  
 FTA: 2, Alabama State (11-10-17)  
 Rebounds: 2, North Georgia (12-9-17)  
 Assists: 1, 4x, last vs. North Florida (12-30-17)  
 Blocks:  
 Steals:  
 Minutes: 5, Southern Miss (12-19-16)

## 2017-18 Game-By-Game

Opponent	MIN	FG	Pct.	3FG	Pct.	FT	Pct.	O-D-R	PF	A	TO	B	S	PTS
N10 Alabama State	2	0-1	.000	0-1	.000	1-2	.500	0-0-0	0	1	0	0	0	1
N18 Florida A&M	3	0-2	.000	0-1	.000	0-0	.000	0-0-0	1	0	0	0	0	0
N20 Green Bay	-DNP-													
N22 Stephen F. Austin	-DNP-													
N26 Jacksonville State	-DNP-													
N30 North Dakota State	1	1-1	1.000	0-0	.000	0-0	.000	0-0-0	0	0	0	0	0	2
D3 Dayton	-DNP-													
D9 North Georgia	4	0-3	.000	0-2	.000	0-0	.000	0-2-2	0	0	1	0	0	0
D12 Cincinnati	-DNP-													
D16 UT Martin	3	0-0	.000	0-0	.000	0-0	.000	0-0-0	0	0	1	0	0	0
D20 Little Rock	-DNP-													
D23 Southern Miss	-DNP-													
D30 North Florida	2	0-2	.000	0-0	.000	0-0	.000	0-0-0	0	1	0	0	0	0
J2 Arkansas	-DNP-													
J6 Ole Miss	-DNP-													
J10 Florida	-DNP-													
J13 Auburn	-DNP-													
J16 Vanderbilt	-DNP-													
J20 Alabama	-DNP-													
J23 Kentucky	-DNP-													
J27 Missouri	-DNP-													
J31 South Carolina	-DNP-													
F3 Georgia	-DNP-													
F6 Alabama	-DNP-													
F10 Missouri	-DNP-													
F14 Vanderbilt	-DNP-													
F17 Ole Miss	1	0-0	.000	0-0	.000	0-0	.000	0-0-0	0	0	0	0	0	0
F20 Texas A&M	-DNP-													
F24 South Carolina	-DNP-													
F27 Tennessee	1	0-0	.000	0-0	.000	0-0	.000	0-0-0	0	0	0	0	0	0
M3 LSU	-DNP-													

## Davis' Notes . . .

- Played 2 minutes against Alabama State and made his first-career FT.
- Also saw action vs. Florida A&M, Ole Miss and No. 16 Tennessee.
- Made first field goal against North Dakota State and finished with 2 points.
- Season-high 4 minutes against North Georgia and logged 3 vs. UT Martin.

## CAREER STATS FOR DREW DAVIS

Year	GP-GS	Min/Avg	FG-FGA	Pct	3FM-3GA	Pct	FT-FTA	Pct	Rebs	PF-D	Asst	TO	Blk	Stl	Pts/Avg
2016-17	6-0	12/2.0	4-8	.500	3-4	.750	0-0	.000	1-0.2	0-0	2	2	0	1	11/1.8
2017-18	8-0	17/2.1	1-9	.111	0-4	.000	1-2	.500	2-0.3	1-0	2	2	0	0	3/0.4
Totals	14-0	29/2.1	5-17	.294	3-8	.375	1-2	.500	3-0.2	1-0	4	4	0	1	14/1.0

# 13 NICK SINGLETON



@1NickyB\_

Junior | Guard

6-5 | 195

Decatur, GA

Kennesaw State

## Season Highs

Points: 9, North Georgia (12-9-17)  
 FGM: 3, North Georgia (12-9-17)  
 FGA: 5, North Georgia (12-9-17)  
 3FGM: 3, North Georgia (12-9-17)  
 3FGA: 4, North Georgia (12-9-17)  
 FTM:  
 FTA: 1, Little Rock (12-20-17)  
 Rebounds: 3, North Georgia (12-9-17)  
 Assists: 1, Florida A&M (11-18-17)  
 Blocks:  
 Steals:  
 Minutes: 5, 3x, last vs. North Georgia (12-9-17)

## Career Highs

Points: 9, North Georgia (12-9-17)  
 FGM: 3, North Georgia (12-9-17)  
 FGA: 5, North Georgia (12-9-17)  
 3FGM: 3, North Georgia (12-9-17)  
 3FGA: 4, North Georgia (12-9-17)  
 FTM:  
 FTA: 1, Little Rock (12-20-17)  
 Rebounds: 3, North Georgia (12-9-17)  
 Assists: 1, 3x, last vs. Florida A&M (11-18-17)  
 Blocks:  
 Steals: 1, NWST (11-28-16)  
 Minutes: 13, NWST (11-28-16)

## 2017-18 Game-By-Game

Opponent	MIN	FG	Pct.	3FG	Pct.	FT	Pct.	O-D-R	PF	A	TO	B	S	PTS
N10 Alabama State	5	1-2	.500	1-2	.500	0-0	.000	0-1-1	0	0	0	0	0	3
N18 Florida A&M	5	2-3	.667	0-1	.000	0-0	.000	0-0-0	0	1	0	0	0	4
N20 Green Bay	-DNP-													
N22 Stephen F. Austin	-DNP-													
N26 Jacksonville State	-DNP-													
N30 North Dakota State	2	1-1	1.000	0-0	.000	0-0	.000	0-0-0	0	0	0	0	0	2
D3 Dayton	-DNP-													
D9 North Georgia	5	3-5	.600	3-4	.750	0-0	.000	2-1-3	0	0	0	0	0	9
D12 Cincinnati	-DNP-													
D16 UT Martin	3	1-1	1.000	0-0	.000	0-0	.000	0-1-1	0	0	2	0	0	2
D20 Little Rock	1	0-0	.000	0-0	.000	0-1	.000	0-0-0	0	0	0	0	0	0
D23 Southern Miss	-DNP-													
D30 North Florida	2	1-1	1.000	0-0	.000	0-0	.000	0-0-0	0	0	0	0	0	2
J2 Arkansas	-DNP-													
J6 Ole Miss	-DNP-													
J10 Florida	-DNP-													
J13 Auburn	-DNP-													
J16 Vanderbilt	-DNP-													
J20 Alabama	-DNP-													
J23 Kentucky	-DNP-													
J27 Missouri	-DNP-													
J31 South Carolina	-DNP-													
F3 Georgia	-DNP-													
F6 Alabama	-DNP-													
F10 Missouri	-DNP-													
F14 Vanderbilt	-DNP-													
F17 Ole Miss	-DNP-													
F20 Texas A&M	-DNP-													
F24 South Carolina	-DNP-													
F27 Tennessee	-DNP-													
M3 LSU	1	0-0	.000	0-0	.000	0-0	.000	0-0-0	0	0	0	0	0	0

## Singleton's Notes . . .

- Made a 3-pointer in season opener vs. Alabama State.

- Also saw action against Florida A&M before having 2 points against North Dakota State.

- Career-high 9 points vs. North Georgia with career-high three-made 3-pointers.

## CAREER STATS FOR NICK SINGLETON

Year	GP-GS	Min/Avg	FG-FGA	Pct	3FM-3GA	Pct	FT-FTA	Pct	Rebs	PF-D	Ast	TO	Blk	Stl	Pts/Avg
2016-17	7-0	27/3.9	2-7	.286	1-4	.250	0-0	.000	4-0.6	3-0	2	1	1	1	5/0.7
2017-18	8-0	24/3.0	9-13	.692	4-7	.571	0-1	.000	5-0.6	0-0	1	2	0	0	22/2.8
Totals	15-0	51/3.4	11-20	.550	5-11	.455	0-1	.000	9-0.6	3-0	3	3	1	1	27/1.8

## 15 T.J. GRAY



@TjGray\_15

Sophomore | Guard

6-0 | 170

Columbus, Miss.

Columbus HS

## Season Highs

**Points:** 3, Florida A&M (11-18-17)  
**FGM:** 1, Florida A&M (11-18-17)  
**FGA:** 2, North Georgia (12-9-17)  
**3FGM:** 1, Florida A&M (11-18-17)  
**3FGA:** 2, North Georgia (12-9-17)  
**FTM:**  
**FTA:**  
**Rebounds:**  
**Assists:**  
**Blocks:**  
**Steals:**  
**Minutes:** 4, North Georgia (12-9-17)

## Gray's Notes . . .

- Made his collegiate debut against Alabama State.
- Scored first collegiate points on a 3 against Florida A&M.
- Logged 4 minutes vs. North Georgia.

## 2017-18 Game-By-Game

Opponent	MIN	FG	Pct.	3FG	Pct.	FT	Pct.	O-D-R	PF	A	TO	B	S	PTS
N10 Alabama State	2	0-0	.000	0-0	.000	0-0	.000	0-0-0	1	0	0	0	0	0
N18 Florida A&M	3	1-1	1.000	1-1	1.000	0-0	.000	0-0-0	1	0	1	0	0	3
N20 Green Bay	-DNP-													
N22 Stephen F. Austin	-DNP-													
N26 Jacksonville State	-DNP-													
N30 North Dakota State	-DNP-													
D3 Dayton	-DNP-													
D9 North Georgia	4	0-2	.000	0-2	.000	0-0	.000	0-0-0	1	0	0	0	0	0
D12 Cincinnati	-DNP-													
D16 UT Martin	-DNP-													
D20 Little Rock	-DNP-													
D23 Southern Miss	-DNP-													
D30 North Florida	-DNP-													
J2 Arkansas	-DNP-													
J6 Ole Miss	-DNP-													
J10 Florida	-DNP-													
J13 Auburn	-DNP-													
J16 Vanderbilt	-DNP-													
J20 Alabama	-DNP-													
J23 Kentucky	-DNP-													
J27 Missouri	-DNP-													
J31 South Carolina	-DNP-													
F3 Georgia	-DNP-													
F6 Alabama	-DNP-													
F10 Missouri	-DNP-													
F14 Vanderbilt	-DNP-													
F17 Ole Miss	1	0-0	.000	0-0	.000	0-0	.000	0-0-0	0	0	0	0	0	0
F20 Texas A&M	-DNP-													
F24 South Carolina	-DNP-													
F27 Tennessee	-DNP-													
M3 LSU	-DNP-													

## CAREER STATS FOR T.J. GRAY

Year	GP-GS	Min/Avg	FG-FGA	Pct	3FM-3GA	Pct	FT-FTA	Pct	Rebs	PF-D	Ast	TO	Blk	Stl	Pts/Avg
2017-18	4-0	10/2.5	1-3	.333	1-3	.333	0-0	.000	0-0.0	3-0	0	1	0	0	3/0.8



# 22 KEYSHAWN FEAZELL



Freshman | Forward

6-8 | 230

New Hebron, MS

Lawrence County HS

@keyshawnf13

## Season Highs

**Points:** 11, North Georgia (12-9-17)  
**FGM:** 5, North Georgia (12-9-17)  
**FGA:** 7, North Florida (12-30-17)  
**3FGM:** 1, North Georgia (12-9-17)  
**3FGA:** 1, 8x, last vs. Tennessee (2-27-18)  
**FTM:** 1, North Florida (12-30-17)  
**FTA:** 2, North Dakota State (11-30-17)  
**Rebounds:** 5, Florida A&M (11-18-20)  
**Assists:** 1, Jacksonville State (11-26-17)  
**Blocks:** 1, twice, vs. Little Rock (12-20-17)  
**Steals:** 2, Dayton (12-03-17)  
**Minutes:** 13, at Alabama (1-20-18)

## Feazell's Notes . . .

- Missed the season opener due to a foot injury.
- Made collegiate debut against Florida A&M and had two points.
- Season-high 11 points vs. North Georgia.
- Played a season-high 13 minutes at Alabama.

## 2017-18 Game-By-Game

Opponent	MIN	FG	Pct.	3FG	Pct.	FT	Pct.	O-D-R	PF	A	TO	B	S	PTS
N10 Alabama State	-DNP-													
N18 Florida A&M	7	1-2	.500	0-1	.500	0-0	.000	1-4-5	1	0	1	0	0	2
N20 Green Bay	7	1-3	.333	0-0	.000	0-0	.000	0-1-1	1	0	1	0	0	2
N22 Stephen F. Austin	-DNP-													
N26 Jacksonville State	5	0-1	.000	0-1	.000	0-0	.000	0-0-0	0	1	0	0	0	0
N30 North Dakota State	12	0-1	.000	0-0	.000	0-2	.000	0-3-3	1	0	0	0	0	0
D3 Dayton	11	1-1	1.000	0-0	.000	0-0	.000	0-2-2	0	0	2	0	2	2
D9 North Georgia	11	5-5	1.000	1-1	.000	0-0	.000	1-3-4	2	0	0	1	0	11
D12 Cincinnati	2	0-1	.000	0-0	.000	0-0	.000	0-0-0	0	0	0	0	0	0
D16 UT Martin	7	1-1	1.000	0-0	.000	0-1	.000	1-2-3	0	0	1	0	0	2
D20 Little Rock	10	1-3	.333	0-0	.000	0-0	.000	1-0-1	1	0	1	1	0	2
D23 Southern Miss	-DNP-													
D30 North Florida	7	4-7	.571	0-1	.000	1-1	1.000	1-2-3	2	0	0	0	0	9
J2 Arkansas	-DNP-													
J6 Ole Miss	0	0-0	.000	0-0	.000	0-0	.000	0-0-0	0	0	0	0	0	0
J10 Florida	11	0-1	.000	0-0	.000	0-0	.000	2-2-4	0	0	1	0	0	0
J13 Auburn	-DNP-													
J16 Vanderbilt	6	0-0	.000	0-0	.000	0-0	.000	0-0-0	0	0	1	0	0	0
J20 Alabama	13	0-2	.000	0-1	.000	0-0	.000	0-1-1	1	0	0	0	0	0
J23 Kentucky	3	0-0	.000	0-0	.000	0-0	.000	0-0-0	0	0	0	0	0	0
J27 Missouri	-DNP-													
J31 South Carolina	3	0-0	.000	0-0	.000	0-0	.000	0-0-0	1	0	0	0	0	0
F3 Georgia	1	0-1	.000	0-1	.000	0-0	.000	0-0-0	0	0	0	0	0	0
F6 Alabama	-DNP-													
F10 Missouri	-DNP-													
F14 Vanderbilt	0	0-0	.000	0-0	.000	0-0	.000	0-0-0	0	0	1	0	0	0
F17 Ole Miss	2	1-1	1.000	0-0	.000	0-0	.000	1-0-1	0	0	0	0	0	2
F20 Texas A&M	3	0-1	.000	0-1	.000	0-0	.000	0-1-1	0	0	0	0	0	0
F24 South Carolina	-DNP-													
F27 Tennessee	5	0-2	.000	0-1	.000	0-0	.000	0-2-2	2	0	0	0	0	0
M3 LSU	2	0-0	.000	0-0	.000	0-0	.000	0-1-1	0	0	0	0	0	0

## CAREER STATS FOR KEYSHAWN FEAZELL

Year	GP-GS	Min/Avg	FG-FGA	Pct	3FM-3GA	Pct	FT-FTA	Pct	Rebs	PF-D	Ast	TO	Blk	Stl	Pts/Avg
2017-18	22-0	128/5.8	15-33	.455	1-8	.125	1-4	.250	32-1.5	12-0	1	9	2	2	32/1.5

# 23 TYSON CARTER



@\_Tysoncarter23

Sophomore | Guard

6-4 | 165

Starkville, MS

Starkville HS

## Season Highs

**Points:** 35, North Dakota State (11-30-17)  
**FGM:** 12, North Dakota State (11-30-17)  
**FGA:** 17, North Dakota State (11-30-17)  
**3FGM:** 6, twice, last vs. Dayton (12-03-17)  
**3FGA:** 10, 3x, last at Kentucky (1-23-18)  
**FTM:** 6, Stephen F. Austin (11-22-17)  
**FTA:** 7, Stephen F. Austin (11-22-17)  
**Rbs:** 6, 3x, last vs. North Dakota St. (11-30-17)  
**Assists:** 7, UT-Martin (12-16-17)  
**Blocks:** 1, Vanderbilt (1-16-18)  
**Steals:** 3, twice, at South Carolina (1-31-18)  
**Minutes:** 32, 3x, last vs. Dayton (12-03-17)

## Career Highs

**Points:** 35, North Dakota State (11-30-17)  
**FGM:** 12, North Dakota State (11-30-17)  
**FGA:** 17, North Dakota State (11-30-17)  
**3FGM:** 6, twice, last vs. Dayton (12-03-17)  
**3FGA:** 10, 5x, last at Kentucky (1-23-18)  
**FTM:** 6, twice, last vs. SF Austin (11-22-17)  
**FTA:** 7, Stephen F. Austin (11-22-17)  
**Rbs:** 6, 3x, last vs. North Dakota St. (11-30-17)  
**Assists:** 7, UT-Martin (12-16-17)  
**Blocks:** 1, 4x, last vs. Vanderbilt (1-16-18)  
**Steals:** 3, twice, at South Carolina (1-31-18)  
**Minutes:** 37, NWST (11-28-16)

## 2017-18 Game-By-Game

Opponent	MIN	FG	Pct.	3FG	Pct.	FT	Pct.	O-D-R	PF	A	TO	B	S	PTS
N10 Alabama State	27	3-6	.500	2-3	.667	3-4	.750	1-0-1	0	2	2	0	1	11
N18 Florida A&M	23	4-10	.400	2-5	.400	0-0	.000	0-0-0	0	2	0	0	1	10
N20 Green Bay	19	2-6	.333	0-4	.000	2-2	1.000	0-0-0	1	0	0	0	0	6
N22 Stephen F. Austin *	32	9-14	.643	1-6	.167	6-7	.857	1-5-6	2	3	5	0	1	25
N26 Jacksonville State *	29	1-7	.143	1-7	.143	0-0	.000	1-5-6	0	2	1	0	1	3
N30 North Dakota State *	32	12-17	.706	6-10	.600	5-5	1.000	0-6-6	1	1	1	0	2	35
D3 Dayton *	32	7-12	.583	6-10	.600	0-0	.000	0-1-1	2	2	5	0	3	20
D9 North Georgia *	27	1-7	.143	0-3	.000	0-0	.000	0-3-3	1	2	2	0	1	2
D12 Cincinnati *	23	3-7	.429	2-5	.400	0-0	.000	0-0-0	1	1	0	0	0	8
D16 UT Martin *	21	1-8	.125	0-7	.000	0-0	.000	0-0-0	0	7	0	0	0	2
D20 Little Rock *	24	3-7	.429	1-4	.250	0-0	.000	0-0-0	0	1	1	0	0	7
D23 Southern Miss *	22	2-5	.400	1-3	.333	2-2	1.000	0-3-3	0	2	2	0	0	7
D30 North Florida *	24	4-6	.667	1-2	.500	2-2	1.000	1-2-3	0	1	1	0	0	11
J2 Arkansas *	21	2-7	.286	1-5	.200	2-3	.667	1-3-4	0	1	0	0	0	7
J6 Ole Miss *	15	2-5	.400	0-3	.000	1-2	.500	0-1-1	1	2	0	0	0	5
J10 Florida *	25	1-6	.167	0-2	.000	0-0	.000	0-0-0	1	0	1	0	0	2
J13 Auburn *	23	3-8	.375	1-5	.200	0-0	.000	0-3-3	1	0	1	0	0	7
J16 Vanderbilt *	30	3-8	.375	2-4	.500	1-1	1.000	1-4-5	2	2	1	1	2	9
J20 Alabama *	23	1-5	.200	1-4	.250	0-0	.000	0-0-0	1	0	1	0	0	3
J23 Kentucky	21	2-11	.182	2-10	.200	1-1	1.000	0-1-1	2	2	0	0	2	7
J27 Missouri	21	3-8	.375	1-3	.333	3-4	.750	0-2-2	0	1	1	0	2	10
J31 South Carolina	21	3-6	.500	2-2	1.000	0-0	.000	0-3-3	0	1	1	0	3	8
F3 Georgia	19	1-5	.200	1-3	.333	0-0	.000	0-1-1	2	1	0	0	1	3
F6 Alabama	19	3-5	.600	1-3	.333	0-0	.000	0-1-1	1	0	1	0	0	7
F10 Missouri	22	0-4	.000	0-3	.000	0-0	.000	0-1-1	2	1	0	0	0	0
F14 Vanderbilt	24	4-9	.444	4-7	.571	0-0	.000	0-2-2	0	0	0	0	0	12
F17 Ole Miss	24	5-10	.500	4-7	.571	1-2	.500	0-2-2	0	2	0	0	0	15
F20 Texas A&M	17	2-5	.400	1-4	.250	.5-6	.833	0-1-1	3	2	1	0	0	10
F24 South Carolina	23	5-9	.556	3-5	.600	0-0	.000	0-1-1	1	0	1	0	2	13
F27 Tennessee	18	1-2	.500	0-1	.000	0-0	.000	0-1-1	1	1	0	0	0	2
M3 LSU	13	1-5	.200	1-3	.333	0-0	.000	0-0-0	2	0	1	0	0	3

## Carter's Notes . . .

- Came off the bench and scored 11 points against Alabama State.
- 25 points, 6 rebounds vs. Stephen F. Austin.
- Career-high 35 points and 6 rebounds vs. North Dakota State.
- 20 points and career-high 3 steals vs. Dayton.
- SEC Player of the week on Dec. 4.
- Has started 16 games.
- Has scored in double-digits 11 times.
- Recorded first block of the season against Vanderbilt on Jan. 16.

## CAREER STATS FOR TYSON CARTER

Year	GP-GS	Min/Avg	FG-FGA	Pct	3FM-3GA	Pct	FT-FTA	Pct	Rebs	PF-D	Ast	TO	Blk	Stl	Pts/Avg
2016-17	32-12	646/20.2	84-211	.398	44-122	.361	27-33	.818	55-1.7	45-0	22	14	4	23	239/7.5
2017-18	31-16	714/23.0	94-230	.409	48-143	.336	34-41	.829	58-1.9	28-0	42	30	1	22	270/8.7
Totals	63-28	1360/21.6	178-441	.404	92-265	.347	61-74	.824	113-1.8	73-0	64	44	5	45	509/8.1

# 24 ABDUL ADO



@AbdulahakimAdo

Freshman | Forward

6-11 | 250

Lagos, Nigeria

Hamilton Heights HS

## Season Highs

**Points:** 19, at Texas A&M (2-20-18)  
**FGM:** 8, at Texas A&M (2-20-18)  
**FGA:** 11, at Texas A&M (2-20-18)  
**3FGM:**  
**3FGA:**  
**FTM:** 4, 3x, vs. Alabama (2-6-18)  
**FTA:** 9, Arkansas (1-2-18)  
**Rebounds:** 13, Little Rock (12-20-17)  
**Assists:** 3, Southern Miss (12-23-17)  
**Blocks:** 5, Stephen F. Austin (11-22-17)  
**Steals:** 4, Cincinnati (12-12-17)  
**Minutes:** 37, South Carolina (2-24-18)

## Ado's Notes . . .

- Missed the season opener due to a quad injury.
- Made collegiate debut against Florida A&M and responded with 12 points.
- Earned third double-double against No. 22 Auburn with 10 points and 11 rebounds.
- Career-high 5 blocks vs. Stephen F. Austin.
- Career-high 19 points, FGM and FTA at Texas A&M.
- 6th in SEC with his 1.9 blocks, 51st nationally.
- His 59 blocks are third most by an MSU freshman in school history.
- 10th in the SEC with 6.5 rebounds.

## 2017-18 Game-By-Game

Opponent	MIN	FG	Pct.	3FG	Pct.	FT	Pct.	O-D-R	PF	A	TO	B	S	PTS
N10 Alabama State	-DNP-													
N18 Florida A&M	*	23	6-7	.857	0-0	.000	0-0	.000	3-4-7	1	0	3	3	12
N20 Green Bay	*	24	4-8	.500	0-0	.000	4-5	.800	6-5-11	4	1	2	2	12
N22 Stephen F. Austin	*	28	2-2	1.000	0-0	.000	0-2	.000	0-4-4	0	0	6	5	4
N26 Jacksonville State	*	33	4-6	.667	0-0	.000	1-4	.250	3-5-8	3	0	4	3	9
N30 North Dakota State	*	14	2-2	1.000	0-0	.000	1-1	1.000	0-4-4	5	0	4	0	5
D3 Dayton	*	21	2-2	1.000	0-0	.000	1-1	1.000	1-2-3	3	0	3	0	5
D9 North Georgia	*	17	1-5	.200	0-0	.000	2-2	1.000	0-3-3	1	0	3	4	4
D12 Cincinnati	*	27	0-1	.000	0-0	.000	0-0	.000	2-2-4	1	0	1	3	0
D16 UT Martin	*	26	2-5	.400	0-0	.000	2-3	.667	4-8-12	0	0	2	3	6
D20 Little Rock	*	28	2-3	.667	0-0	.000	2-4	.500	6-7-13	2	1	0	3	6
D23 Southern Miss	*	27	3-4	.750	0-0	.000	2-5	.400	2-3-5	4	3	5	0	8
D30 North Florida	*	27	2-3	.667	0-0	.000	1-6	.167	2-7-9	3	0	3	2	5
J2 Arkansas	*	34	3-3	1.000	0-0	.000	2-9	.222	5-4-9	2	0	1	4	8
J6 Ole Miss	*	17	2-5	.400	0-0	.000	1-2	.500	3-1-4	4	0	0	1	5
J10 Florida	*	24	6-8	.750	0-0	.000	0-0	.000	2-8-10	3	1	1	1	12
J13 Auburn	*	31	4-5	.800	0-0	.000	2-4	.500	3-8-11	3	0	1	2	10
J16 Vanderbilt	*	14	4-7	.571	0-0	.000	1-4	.250	3-3-6	4	1	0	1	9
J20 Alabama	*	20	5-8	.625	0-0	.000	1-1	1.000	2-2-4	4	0	3	1	11
J23 Kentucky	*	31	0-4	.000	0-0	.000	2-3	.667	2-3-5	1	0	2	1	2
J27 Missouri	*	32	5-6	.833	0-0	.000	2-2	1.000	3-4-7	1	0	3	0	12
J31 South Carolina	*	29	6-9	.667	0-0	.000	4-5	.800	5-4-9	5	0	2	4	16
F3 Georgia	*	33	3-3	1.000	0-0	.000	1-2	.500	4-2-6	2	1	4	2	7
F6 Alabama	*	26	2-3	.667	0-0	.000	4-6	.667	2-3-5	4	0	1	3	8
F10 Missouri	*	36	4-7	.571	0-0	.000	3-6	.500	4-3-7	3	0	2	1	11
F14 Vanderbilt	*	28	6-6	1.000	0-0	.000	3-4	.750	5-2-7	4	2	1	1	15
F17 Ole Miss	*	22	2-4	.500	0-0	.000	1-3	.333	3-1-4	4	0	3	1	5
F20 Texas A&M	*	32	8-11	.727	0-0	.000	3-5	.600	4-5-9	4	0	0	2	19
F24 South Carolina	*	37	1-3	.333	0-0	.000	0-1	.000	2-1-3	1	0	1	3	2
F27 Tennessee	*	26	1-2	.500	0-0	.000	1-2	.500	1-0-1	2	1	3	1	3
M3 LSU	*	28	3-4	.750	0-0	.000	0-0	.000	1-4-5	4	0	1	2	6

## CAREER STATS FOR ABDUL ADO

Year	GP-GS	Min/Avg	FG-FGA	Pct	3FM-3GA	Pct	FT-FTA	Pct	Rebs	PF-D	Asst	TO	Blk	Stl	Pts/Avg
2017-18	30-30	795/26.5	95-146	.651	0-0	.000	47-92	.511	195-6.5	82-2	11	65	59	26	237/7.9



# 35 ARIC HOLMAN



@AricHolman

Junior | Forward

6-10 | 225

Owensboro, KY

Owensboro HS

## Season Highs

**Points:** 23, North Florida (12-30-17)  
**FGM:** 10, North Florida (12-30-17)  
**FGA:** 12, 3x, last vs. North Florida (12-30-17)  
**3FGM:** 3, at Cincinnati (12-12-17)  
**3FGA:** 5, at Missouri (2-10-18)  
**FTM:** 5, twice, vs. Tennessee (2-27-18)  
**FTA:** 8, Little Rock (12-20-17)  
**Rebounds:** 14, Vanderbilt (1-16-18)  
**Assists:** 3, 4x, vs. South Carolina (2-24-18)  
**Blocks:** 3, 5x, vs. South Carolina (2-24-18)  
**Steals:** 1, 11x, last vs. Tennessee (2-27-18)  
**Minutes:** 30, South Carolina (2-24-18)

## Career Highs

**Points:** 23, North Florida (12-30-17)  
**FGM:** 10, North Florida (12-30-17)  
**FGA:** 13, Boise State (11-18-16)  
**3FGM:** 3, at Cincinnati (12-12-17)  
**3FGA:** 5, at Missouri (2-10-18)  
**FTM:** 7, LSU (1-7-17)  
**FTA:** 9, LSU (1-7-17)  
**Rebounds:** 14, Vanderbilt (1-16-18)  
**Assists:** 4, Arkansas (2-9-16)  
**Blocks:** 5, twice, last vs. NWST (11-28-16)  
**Steals:** 2, 3x, last vs. Oregon State (12-1-16)  
**Minutes:** 33, TAMU (1-14-17)

## 2017-18 Game-By-Game

Opponent	MIN	FG	Pct.	3FG	Pct.	FT	Pct.	O-D-R	PF	A	TO	B	S	PTS
N10 Alabama State	21	6-11	.545	2-4	.500	4-5	.800	3-8-11	1	0	1	0	1	18
N18 Florida A&M	* 18	2-2	1.000	1-1	1.000	0-0	.000	2-4-6	1	0	2	2	1	5
N20 Green Bay	* 23	5-7	.714	1-2	.500	2-3	.667	1-4-5	3	1	1	0	0	13
N22 Stephen F. Austin	* 24	3-3	1.000	1-1	1.000	3-3	1.000	1-6-7	3	2	3	3	0	10
N26 Jacksonville State	* 23	4-6	.667	0-1	.000	3-6	.500	2-4-6	2	0	1	2	0	11
N30 North Dakota State	* 23	4-7	.571	2-3	.667	2-4	.500	6-3-9	2	0	1	0	0	12
D3 Dayton	* 28	2-4	.500	2-4	.500	0-0	.000	1-7-8	0	1	2	2	1	6
D9 North Georgia	* 13	5-5	1.000	2-2	1.000	1-1	1.000	1-5-6	0	0	1	2	0	13
D12 Cincinnati	* 26	7-12	.583	3-3	1.000	1-2	.500	5-5-10	1	1	1	1	0	18
D16 UT Martin	* 21	9-12	.750	2-4	.500	1-3	.333	8-4-12	1	1	0	1	1	21
D20 Little Rock	* 20	3-8	.375	0-2	.000	4-8	.500	3-2-5	1	1	2	2	1	10
D23 Southern Miss	* 24	3-5	.600	1-1	1.000	3-4	.750	2-4-6	0	0	0	1	0	10
D30 North Florida	* 18	10-12	.833	1-2	.500	2-2	1.000	3-1-4	3	1	1	1	1	23
J2 Arkansas	* 20	1-8	.125	0-4	.000	2-2	1.000	2-3-5	2	0	1	0	0	4
J6 Ole Miss	* 22	3-6	.500	2-4	.500	1-2	.500	0-5-5	0	3	1	2	0	9
J10 Florida	* 16	3-4	.750	0-0	.000	1-1	1.000	0-4-4	5	0	2	0	0	7
J13 Auburn	* 29	4-9	.444	1-3	.333	2-2	1.000	1-5-6	3	0	2	2	0	11
J16 Vanderbilt	* 26	7-10	.700	2-3	.667	2-2	1.000	4-10-14	1	2	0	2	0	18
J20 Alabama	* 28	3-5	.600	1-1	1.000	4-5	.800	2-8-10	3	0	1	0	0	11
J23 Kentucky	* 21	3-6	.500	0-3	.000	0-0	.000	1-5-6	4	0	2	3	1	6
J27 Missouri	* 26	4-6	.667	1-2	.500	0-1	.000	1-2-3	2	0	3	2	1	9
J31 South Carolina	* 19	2-3	.667	0-1	.000	2-2	1.000	1-4-5	2	0	0	2	0	6
F3 Georgia	* 28	4-8	.500	1-5	.200	3-4	.750	2-6-8	2	0	1	0	1	12
F6 Alabama	* 28	2-7	.286	0-2	.000	3-4	.750	2-5-7	3	1	2	3	0	7
F10 Missouri	* 29	5-11	.455	2-5	.400	2-2	1.000	1-7-8	2	1	2	1	0	14
F14 Vanderbilt	* 23	5-8	.625	0-2	.000	1-2	.500	0-2-2	1	0	1	3	1	11
F17 Ole Miss	* 9	1-2	.500	0-1	.000	2-2	1.000	0-1-1	0	3	0	2	1	4
F20 Texas A&M	* 19	4-5	.800	2-2	1.000	3-3	1.000	2-3-5	4	0	0	2	0	13
F24 South Carolina	* 30	1-3	.333	0-1	.000	1-2	.500	1-6-7	2	3	0	3	1	3
F27 Tennessee	* 23	2-8	.250	1-4	.250	5-6	.833	2-1-3	0	0	2	1	1	10
M3 LSU	* 23	3-4	.750	0-0	.000	0-0	.000	2-5-7	3	0	1	2	0	6

## Holman's Notes . . .

- Now has seven double-doubles for his career, five this year following his 11-point, 10-rebound effort at Alabama.
- Scored in double-digits 19 of MSU's 31 games
- Holds the 7th all-time spot at MSU with 125 blocked shots and 9th in the SEC with 1.4.
- Earned his fourth double-double of the year on Jan. 16 against Vanderbilt.
- Had a career-high 14 rebounds against Vanderbilt on Jan. 16.
- Earned a career-high 23 points against North Florida on Dec. 30.
- Sealed the win at South Carolina with two key free throws in the final minute.
- 11th in SEC with his 6.5 rebounds.
- Hyperextended his knee against Ole Miss on Feb. 17, which caused him to sit out for the remainder of the game.
- Tied his season-high with 3 blocks vs. South Carolina on Feb. 24.

## CAREER STATS FOR ARIC HOLMAN

Year	GP-GS	Min/Avg	FG-FGA	Pct	3FM-3GA	Pct	FT-FTA	Pct	Rebs	PF-D	Ast	TO	Blk	Stl	Pts/Avg
2015-16	21-3	194/9.2	18-44	.409	2-13	.154	9-7	.167	39-1.9	37-2	8	16	14	2	39/1.9
2016-17	32-26	747/23.3	104-210	.495	12-49	.245	49-75	.653	193-6.0	79-4	20	54	64	21	269/8.4
2017-18	31-30	701/22.6	120-207	.580	31-73	.425	60-83	.723	201-6.5	57-1	21	37	47	13	331/10.7
Totals	84-59	1642/19.5	242-461	.525	45-135	.333	110-164	.671	433-5.2	173-7	49	107	125	36	639/7.6

# 45 E.J. DATCHER



Sophomore | Center

6-10 | 240

Hapersville, AL

Vincent HS

## Season Highs

**Points:** 11, Alabama State (11-10-17)  
**FGM:** 3, twice, North Florida (12-30-17)  
**FGA:** 4, 3x, last vs. North Florida (12-30-17)  
**3FGM:**  
**3FGA:**  
**FTM:** 9, Alabama State (11-10-17)  
**FTA:** 9, Alabama State (11-10-17)  
**Rebounds:** 6, Green Bay (11-20-20)  
**Assists:** 2, Florida A&M (11-18-20)  
**Blocks:** 3, Green Bay (11-20-17)  
**Steals:** 1, 3x, at Alabama (1-20-18)  
**Minutes:** 20, at Alabama (1-20-18)

## Career Highs

**Points:** 11, Alabama State (11-10-17)  
**FGM:** 3, twice, North Georgia (12-9-17)  
**FGA:** 4, 4x, last vs. North Florida (12-30-17)  
**3FGM:**  
**3FGA:**  
**FTM:** 9, Alabama State (11-10-17)  
**FTA:** 9, Alabama State (11-10-17)  
**Rebounds:** 7, Norfolk State, (11-11-16)  
**Assists:** 2, Florida A&M (11-18-20)  
**Blocks:** 3, 3x, last vs Green Bay (11-20-17)  
**Steals:** 2, Kentucky (1-17-17)  
**Minutes:** 20, at Alabama (1-20-18)

## 2017-18 Game-By-Game

Opponent	MIN	FG	Pct.	3FG	Pct.	FT	Pct.	O-D-R	PF	A	TO	B	S	PTS
N10 Alabama State *	15	1-4	.250	0-0	.000	9-9	1.000	1-3-4	5	0	1	0	0	11
N18 Florida A&M	13	2-3	.667	0-0	.000	3-3	1.000	0-3-3	1	2	0	0	0	7
N20 Green Bay	19	2-2	1.000	0-0	.000	0-0	.000	0-6-6	1	0	1	3	0	4
N22 Stephen F. Austin	22	2-4	.500	0-0	.000	2-4	.500	2-1-3	4	0	0	0	0	6
N26 Jacksonville State	3	1-1	1.000	0-0	.000	0-0	.000	0-0-0	0	0	0	0	0	2
N30 North Dakota State	-DNP-													
D3 Dayton	-DNP-													
D9 North Georgia	11	3-3	1.000	0-0	.000	2-2	1.000	2-1-3	0	0	0	0	0	8
D12 Cincinnati	4	0-0	.000	0-0	.000	0-0	.000	0-0-0	0	0	0	0	0	0
D16 UT Martin	5	0-0	.000	0-0	.000	0-0	.000	0-1-1	0	1	0	0	0	0
D20 Little Rock	2	0-0	.000	0-0	.000	0-0	.000	0-1-1	2	0	1	0	0	0
D23 Southern Miss	9	2-2	1.000	0-0	.000	0-0	.000	0-3-3	2	0	1	0	0	4
D30 North Florida	10	3-4	.750	0-0	.000	0-0	.000	0-3-3	4	0	2	1	0	6
J2 Arkansas	6	0-1	.000	0-0	.000	0-0	.000	1-0-1	0	0	0	1	0	0
J6 Ole Miss	13	2-2	1.000	0-0	.000	0-0	.000	1-1-2	2	0	0	0	1	4
J10 Florida	9	1-2	.500	0-0	.000	0-0	.000	1-1-2	2	0	0	0	1	2
J13 Auburn	8	1-1	1.000	0-0	.000	0-0	.000	1-0-1	1	1	0	1	0	2
J16 Vanderbilt	8	0-0	.000	0-0	.000	0-0	.000	1-0-1	0	0	0	1	0	0
J20 Alabama	20	0-2	.000	0-0	.000	1-2	.500	1-4-5	2	0	1	0	1	1
J23 Kentucky	6	1-3	.333	0-0	.000	0-0	.000	1-0-1	2	0	0	0	0	2
J27 Missouri	4	0-0	.000	0-0	.000	0-0	.000	0-1-1	2	0	0	1	0	0
J31 South Carolina	3	0-0	.000	0-0	.000	0-0	.000	0-1-1	3	0	3	0	0	0
F3 Georgia	6	0-1	.000	0-0	.000	0-0	.000	2-1-3	1	0	0	0	0	0
F6 Alabama	2	0-0	.000	0-0	.000	0-0	.000	0-0-0	2	0	1	0	0	0
F10 Missouri	4	0-1	.000	0-0	.000	0-0	.000	0-0-0	1	0	0	0	0	0
F14 Vanderbilt	3	0-1	.000	0-0	.000	0-0	.000	0-0-0	1	0	0	0	0	0
F17 Ole Miss	15	2-2	1.000	0-0	.000	0-2	.000	1-2-3	3	0	1	0	0	4
F20 Texas A&M	3	1-1	1.000	0-0	.000	0-0	.000	1-0-1	0	0	0	0	0	2
F24 South Carolina	-DNP-													
F27 Tennessee	7	1-1	1.000	0-0	.000	0-2	.000	1-0-1	3	0	0	0	0	2
M3 LSU	4	0-0	.000	0-0	.000	0-0	.000	0-1-1	1	0	0	0	0	0

## Datcher's Notes . . .

- Earned his first-career start against Alabama State and responded with a career-high 11 points.

- Career-high 3 blocks against Green Bay.

- String of 14-straight made FTs ended against Stephen F. Austin.

- Missed North Dakota State and Dayton games due to a foot injury suffered against Jacksonville State.

- Returned against North Georgia and totaled 8 points.

- Had first steal of the season at Ole Miss on Jan. 6.

- Had a career-high 20 minutes played against Alabama.

## CAREER STATS FOR E.J. DATCHER

Year	GP-GS	Min/Avg	FG-FGA	Pct	3FM-3GA	Pct	FT-FTA	Pct	Rebs	PF-D	Asst	TO	Blk	Stl	Pts/Avg
2016-17	31-0	228/7.4	13-32	.406	0-0	.000	5-9	.556	47-1.5	59-1	1	9	18	6	31/1.0
2017-18	28-1	234/8.4	25-41	.610	0-0	.000	17-24	.708	51-1.8	45-1	4	12	8	3	67/2.4
Totals	59-1	462/7.8	38-73	.521	0-0	.000	22-33	.667	98-1.7	104-2	5	21	26	9	98/1.7

**Exhibition — Oct. 22, 2017**

Nebraska	78
Mississippi State	63

Humphrey Coliseum • Starkville, MS

Nebraska	FG	3FG	FT	RB	PF	PT	A	Min
Copeland	f 2-10	0-6	0-0	7	3	4	0	26
Tshimanga	c 5-8	0-0	1-1	6	3	11	1	16
Watson	g 4-10	2-6	1-2	2	2	11	5	32
Taylor	g 3-5	1-2	2-3	3	3	9	3	28
Palmer	g 5-6	2-3	5-6	1	1	17	0	23
Okeke	2-2	0-0	0-0	3	4	4	0	11
McVeigh	2-6	2-5	2-2	3	1	8	2	20
Allen	0-1	0-0	0-0	0	0	0	0	5
Gill	2-5	1-2	1-1	0	1	6	3	14
Borchardt	2-3	0-0	0-0	2	1	4	0	9
<b>TOTALS</b>	<b>28-62</b>	<b>8-27</b>	<b>12-15</b>	<b>37</b>	<b>22</b>	<b>76</b>	<b>16</b>	<b>200</b>

Mississippi State	FG	3FG	FT	RB	PF	PT	A	Min
Holman	f 2-5	0-1	1-1	1	0	5	0	17
Herard	c 2-3	0-0	0-2	5	1	4	0	16
Peters	g 2-10	0-3	4-8	3	3	8	4	22
Stapleton	g 2-8	0-2	3-4	5	1	7	2	24
Q. W'spoon	g 4-13	0-3	1-2	5	2	9	1	25
N. W'spoon	0-2	0-0	2-3	4	4	2	2	19
Wright	4-5	0-1	2-2	4	1	10	2	25
Feazell	5-5	0-0	0-0	2	1	10	0	15
Carter	1-5	1-3	2-2	0	1	5	3	18
Datcher	6-8	0-0	0-0	6	4	12	0	19
<b>TOTALS</b>	<b>28-64</b>	<b>1-13</b>	<b>15-24</b>	<b>38</b>	<b>18</b>	<b>72</b>	<b>14</b>	<b>200</b>

Halftime: UN 48, MSU 32. FG%: 43.8%, UN 45.2%, 3FG%: MSU 7.7%, UN 29.6%, FT%: MSU 62.5%, UN 80.0%. Turnovers: MSU 11 (Feazell 3), UN 16 (Roby 5). Blocked Shots: MSU 8 (Herard 3), UN 5 (Five with 1). Steals: MSU 7 (Q. Weatherspoon 3), UN 3 (Three with 1). Officials: Patrick Evans, Hunter Allen, Erroll Lewis. Attendance: 2,900.

**Exhibition — Nov. 2, 2017**

Mississippi State	87
West Florida	62

Humphrey Coliseum • Starkville, MS

West Florida	FG	3FG	FT	RB	PF	PT	A	Min
Tidwell	f 2-7	0-1	3-6	6	3	7	1	25
Tucker	f 1-4	0-0	0-0	6	5	2	0	11
Cox	g 3-7	0-3	0-0	3	3	6	0	29
Deng	g 5-15	0-1	1-3	4	1	11	1	30
Thorpe	g 9-13	2-2	1-4	2	1	21	1	39
Jackson	1-7	1-5	2-4	3	2	5	0	21
Carter Jr.	0-0	0-0	1-2	0	1	1	0	5
Henderson	1-3	0-0	0-0	3	0	2	0	9
Flanagan	1-1	0-0	0-1	1	0	2	0	4
Ventoniemi	2-9	0-0	1-3	2	3	5	0	27
<b>TOTALS</b>	<b>28-62</b>	<b>8-27</b>	<b>12-15</b>	<b>37</b>	<b>22</b>	<b>76</b>	<b>16</b>	<b>200</b>

Mississippi State	FG	3FG	FT	RB	PF	PT	A	Min
Herard	c 0-0	0-0	2-2	4	5	2	0	12
Peters	g 4-10	3-7	0-0	2	2	11	6	24
Stapleton	g 4-5	1-2	1-1	2	3	10	0	20
Q. W'spoon	g 5-10	0-1	5-8	8	0	15	1	26
Carter	g 3-11	1-9	1-2	4	0	8	2	28
Wright	2-6	0-2	2-2	7	1	6	2	24
N. W'spoon	6-8	1-2	1-1	2	0	14	3	18
Storm	0-1	0-0	0-0	1	0	0	0	3
Clayton	0-1	0-1	0-0	1	0	0	0	2
Davis	0-0	0-0	0-0	1	0	0	0	2
T.J. Gray	0-0	0-0	0-0	0	0	0	0	2
Feazell	0-1	0-0	0-0	1	5	0	0	8
Holman	8-9	0-0	0-0	6	3	16	1	17
Datcher	2-4	0-0	1-1	7	5	5	0	16
<b>TOTALS</b>	<b>34-66</b>	<b>6-24</b>	<b>13-17</b>	<b>47</b>	<b>24</b>	<b>87</b>	<b>15</b>	<b>200</b>

Halftime: MSU 44, UWF 31. FG%: 51.5%, UWF 37.9%, 3FG%: MSU 25.0%, UWF 25.0%, FT%: MSU 76.5%, UWF 39.1%. Turnovers: MSU 19 (Datcher 4), UWF 16 (Tidwell, Thorpe 3). Blocked Shots: MSU 7 (Holman 3), UWF 0. Steals: MSU 8 (Q. Weatherspoon 4), UWF 5 (Jackson 2). Officials: Sean Casey, Nate Green, Ken Washington. Attendance: 1,711.

**Game 1 — Nov. 10, 2017**

Mississippi State	96
Alabama State	68

Humphrey Coliseum • Starkville, MS

Alabama State	FG	3FG	FT	RB	PF	PT	A	Min
Jones	f 7-11	0-0	2-2	6	2	16	0	33
Johnson	c 2-4	0-0	3-6	6	3	7	0	20
Davis	g 1-7	1-5	0-0	2	0	3	2	24
Ewuosho	g 3-6	1-2	1-2	5	3	8	2	23
Rogers	g 0-3	0-2	0-0	1	4	0	0	7
Johnson	0-3	0-1	0-0	1	0	0	0	3
Ross	6-11	5-8	0-1	2	2	17	1	24
Gee	1-5	0-2	1-2	1	4	3	0	16
Deneus	3-5	0-0	3-5	7	1	9	1	14
Pichardo	0-1	0-0	0-0	1	1	0	0	5
Wright	0-0	0-1	1-3	4	3	1	0	5
LeFlare	2-8	0-5	0-1	3	2	4	2	20
Rogers	0-2	0-0	0-0	0	1	0	0	6
<b>TOTALS</b>	<b>25-67</b>	<b>7-26</b>	<b>11-22</b>	<b>41</b>	<b>26</b>	<b>68</b>	<b>8</b>	<b>200</b>

Mississippi State	FG	3FG	FT	RB	PF	PT	A	Min
Stapleton	f 0-0	0-0	0-0	1	0	0	0	5
Datcher	c 1-4	0-0	9-9	4	5	11	0	15
N. W'spoon	g 3-8	1-1	4-4	3	0	11	3	25
Peters	g 2-8	0-5	3-4	4	1	7	7	29
Q. W'spoon	g 8-9	0-1	1-3	8	3	17	1	22
Wright	5-8	1-3	1-2	6	3	12	2	28
Storm	0-2	0-0	0-0	3	1	0	0	4
Clayton	0-0	0-0	0-0	0	0	0	0	2
Davis	0-1	0-1	1-2	0	0	1	1	2
Singleton	1-2	1-2	0-0	1	0	3	0	5
Gray	0-0	0-0	0-0	0	1	0	0	2
Carter	3-6	2-3	3-4	1	0	11	2	27
Herard	2-5	0-0	1-2	2	4	5	0	13
Holman	6-11	2-4	4-5	11	1	18	0	21
<b>TOTALS</b>	<b>31-64</b>	<b>7-20</b>	<b>27-35</b>	<b>47</b>	<b>19</b>	<b>96</b>	<b>16</b>	<b>200</b>

Halftime: MSU 58, ASU 31. FG%: 56.3%, ASU 32.3%, 3FG%: MSU 50.0%, ASU 33.3%, FT%: MSU 76.2%, ASU 50.0%. Turnovers: MSU 14 (Peters 4), ASU 17 (Ewuosho 4). Blocked Shots: MSU 4 (Peters 2), ASU 1 (B. Johnson). Steals: MSU 7 (Q. W'spoon, Stapleton 2), ASU 6 (Ewuosho 2). Officials: Terry Moore, Don Daily, Ken Washington. Attendance: 6,811.

**Game 2 — Nov. 18, 2017**

Mississippi State	79
Florida A&M	48

Humphrey Coliseum • Starkville, MS

Florida A&M	FG	3FG	FT	RB	PF	PT	A	Min
Williams	f 5-20	0-2	4-6	8	3	14	0	35
Martin	c 3-6	0-0	1-2	5	1	7	0	33
Mayer	g 0-1	0-1	0-0	2	1	0	2	21
Myles	g 0-2	0-0	0-0	2	1	0	0	4
Barham	g 5-15	3-9	2-2	5	1	15	0	34
Severado	0-2	0-0	0-0	5	1	0	1	19
Reaves	2-5	1-3	0-0	1	2	5	2	16
Bowman	0-1	0-1	0-0	1	0	0	1	5
Core	2-4	1-1	0-0	3	0	5	0	12
Harrell	1-5	0-0	0-2	4	0	2	0	13
Ravenel	0-3	0-2	0-0	2	1	0	0	8
<b>TOTALS</b>	<b>18-64</b>	<b>5-19</b>	<b>7-12</b>	<b>42</b>	<b>11</b>	<b>48</b>	<b>6</b>	<b>200</b>

Mississippi State	FG	3FG	FT	RB	PF	PT	A	Min
Ado	f 6-7	0-0	0-0	8	1	12	0	23
Holman	f 2-2	1-1	0-0	6	1	5	0	18
N. W'spoon	g 5-10	1-3	1-3	5	1	12	5	32
Peters	g 5-12	1-7	1-1	1	3	12	5	23
Q. W'spoon	g 5-9	1-4	1-2	6	1	12	4	31
Storm	0-0	0-0	0-0	1	0	0	0	3
Clayton	0-0	0-0	0-0	0	0	0	0	2
Davis	0-2	0-1	0-0	0	1	0	0	3
Singleton	2-3	0-1	0-0	0	0	4	1	5
Gray	1-1	1-1	0-0	0	1	3	0	3
Feazell	1-2	0-1	0-0	5	1	2	0	7
Carter	4-10	2-5	0-0	0	0	10	2	23
Herard	0-1	0-0	0-0	1	0	0	0	14
Datcher	2-3	0-0	3-3	3	1	7	2	13
<b>TOTALS</b>	<b>33-62</b>	<b>7-24</b>	<b>6-9</b>	<b>38</b>	<b>11</b>	<b>79</b>	<b>19</b>	<b>200</b>

Halftime: MSU 28, FAMU 17. FG%: 53.2%, FAMU 28.1%, 3FG%: MSU 29.2%, FAMU 26.3%, FT%: MSU 66.7%, FAMU 58.3%. Turnovers: MSU 17 (Q. W'spoon 4), FAMU 24 (Williams 7). Blocked Shots: MSU 13 (Ado 3), FAMU 2 (Martin 2). Steals: MSU 9 (Peters 4), FAMU 4 (Four players with 1). Officials: Anthony Jordan, Jason Baker, Erroll Lewis. Attendance: 6,132.

**Game 3 — Nov. 20, 2017**

Mississippi State	77
Green Bay	68

Humphrey Coliseum • Starkville, MS

Green Bay	FG	3FG	FT	RB	PF	PT	A	Min
Jespersion	f 2-6	1-4	0-0	5	4	5	2	25
Small	g 3-6	1-2	8-10	7	3	15	1	34
Bell	g 2-6	1-2	0-0	2	0	5	0	12
Hankerson	g 4-6	0-1	2-2	4	3	10	1	25
Crist	g 0-4	0-3	0-0	5	3	0	5	20
Parham	4-9	3-5	4-6	2	1	15	1	22
Pipes	0-4	0-1	0-0	2	1	0	2	15
Bains	0-0	0-0	0-2	1	0	0	0	6
Patterson	3-6	0-0	3-4	3	3	9	0	21
Chevallier	3-7	3-6	0-0	3	1	9	0	20
<b>TOTALS</b>	<b>21-54</b>	<b>9-24</b>	<b>17-24</b>	<b>36</b>	<b>19</b>	<b>68</b>	<b>12</b>	<b>200</b>

Mississippi State	FG	3FG	FT	RB	PF	PT	A	Min
Ado	f 4-8	0-0	4-5	11	4	12	1	24
Holman	f 5-7	1-2	2-3	5	3	13	1	23
N. W'spoon	g 3-7	1-3	3-4	5	3	10	4	28
Peters	g 6-15	1-7	5-6	0	0	18	2	29
Q. W'spoon	g 1-8	0-5	0-0	3	2	2	4	28
Wright	4-6	0-2	0-0	4	2	8	1	17
Feazell	1-3	0-0	0-0	1	1	2	0	7
Carter	2-6	0-4	2-2	0	1	6	0	19
Herard	1-1	0-0	0-1	3	2	2	0	6
Datcher	2-2	0-0	0-0	6	1	4	0	19
<b>TOTALS</b>	<b>29-63</b>	<b>3-23</b>	<b>16-21</b>	<b>39</b>	<b>19</b>	<b>77</b>	<b>13</b>	<b>200</b>

Halftime: MSU 40, GB 32. FG%: MSU 46.0%, GB 38.9%, 3FG%: MSU 13.0%, GB 37.5%, FT%: MSU 76.2%, GB 70.8%. Turnovers: MSU 14 (N. W'spoon, Peters 3), GB 19 (Small 4). Blocked Shots: MSU 6 (Datcher 3), GB 0. Steals: MSU 6 (Peters 3), GB 5 (Five players with 1). Officials: Karl Hess, Jeffery Clark, Rob Rorke. Attendance: 6,359.

**Game 4 — Nov. 22, 2017**

Mississippi State	80
Stephen F. Austin	75

Humphrey Coliseum • Starkville, MS

Stephen F. Austin	FG	3FG	FT	RB	PF	PT	A	Min
Gilmore III	f 3-9	0-2	6-6	5	5	12	2	28



## Game 5 — Nov. 26, 2017

Mississippi State	59
Jacksonville State	56

Humphrey Coliseum • Starkville, MS

## Jacksonville State

Player	FG	3FG	FT	RB	PF	PT	A	Min
Cunningham f	1-2	0-0	0-0	5	3	2	1	17
Giga c	6-11	1-3	2-2	10	2	15	3	37
Gregory g	2-6	1-3	0-0	3	3	5	3	26
Drumwright g	4-13	1-6	0-0	3	2	9	1	35
Spears g	2-5	2-2	0-0	2	0	6	0	16
Dunlap	0-0	0-0	0-0	0	0	0	0	7
Edwards	0-3	0-1	2-2	4	1	2	1	20
Burnell	5-13	0-2	0-0	6	1	10	1	24
Hunter	2-4	1-2	2-2	1	1	7	0	17
Martin	0-0	0-0	0-0	0	0	0	0	1
<b>TOTALS</b>	<b>22-57</b>	<b>6-19</b>	<b>6-6</b>	<b>36</b>	<b>13</b>	<b>56</b>	<b>10</b>	<b>200</b>

## Mississippi State

Player	FG	3FG	FT	RB	PF	PT	A	Min
Ado f	4-6	0-0	1-4	8	3	9	0	33
Holman f	4-6	0-1	3-6	6	2	11	0	23
N. W'spoon g	5-9	1-2	1-3	1	1	12	1	30
Q. W'spoon g	6-11	1-3	0-0	5	2	13	4	35
Carter g	1-7	1-7	0-0	6	0	3	2	29
Wright	0-5	0-2	0-0	6	0	0	0	23
Stapleton	3-8	1-2	0-0	2	1	7	1	15
Feazell	0-1	0-1	0-0	0	0	0	1	5
Herard	1-2	0-0	0-0	1	2	2	0	4
Datcher	1-1	0-0	0-0	0	0	2	0	3
<b>TOTALS</b>	<b>25-56</b>	<b>4-18</b>	<b>5-13</b>	<b>37</b>	<b>11</b>	<b>59</b>	<b>9</b>	<b>200</b>

Halftime: JSU 29, MSU 25. FG%: MSU 44.6%, JSU 38.6%. 3FG%: MSU 22.2%, JSU 31.6%. FT%: MSU 38.5%, JSU 100.0%. Turnovers: MSU 12 (Ado, Q. W'spoon 4), JSU 10 (Cunningham 4). Blocked Shots: MSU 5 (Ado 3), JSU 2 (Cunningham, Burnell 1). Steals: MSU 2 (Ado, Carter 1), JSU 3 (Three players with 1). Officials: Orlandis Poole, Kipp Kissinger, John Gaffney. Attendance: 6,034.

## Game 6 — Nov. 30, 2017

Mississippi State	83
North Dakota State	59

Humphrey Coliseum • Starkville, MS

## North Dakota State

Player	FG	3FG	FT	RB	PF	PT	A	Min
Eliason f	1-2	0-0	0-2	6	1	2	1	20
Miller g	9-18	1-8	0-0	5	2	19	4	35
Samuelson g	1-4	1-4	0-0	0	1	3	1	22
Jacobson g	4-6	4-5	3-3	4	2	15	0	24
Ward g	2-10	0-4	0-0	3	1	4	1	21
Van Dulm	0-0	0-0	0-1	0	0	0	1	2
Quayle	1-3	1-3	0-0	4	0	3	0	17
Hunter	3-8	3-7	0-0	2	3	9	3	27
Geu	1-3	0-1	2-2	3	1	4	1	14
Kreuser	0-3	0-3	0-0	0	3	0	1	18
<b>TOTALS</b>	<b>22-57</b>	<b>10-35</b>	<b>5-8</b>	<b>28</b>	<b>14</b>	<b>59</b>	<b>13</b>	<b>200</b>

## Mississippi State

Player	FG	3FG	FT	RB	PF	PT	A	Min
Ado f	2-2	0-0	1-1	4	5	5	0	14
Holman f	4-7	2-3	2-4	9	2	12	0	23
N. W'spoon g	5-9	1-3	1-1	4	0	12	2	31
Q. W'spoon g	4-9	1-3	0-2	4	1	9	10	26
Carter g	12-17	6-10	5-5	6	1	35	1	32
Wright	0-5	0-3	0-0	2	1	0	2	25
Stapleton	2-6	0-1	0-0	3	2	4	0	20
Storm	0-0	0-0	0-0	0	0	0	0	2
Davis	1-1	0-0	0-0	0	0	2	0	1
Singleton	1-1	0-0	0-0	0	0	2	0	2
Feazell	0-1	0-0	0-2	3	1	0	0	12
Herard	0-2	0-0	2-2	3	0	2	0	12
<b>TOTALS</b>	<b>31-60</b>	<b>10-23</b>	<b>11-17</b>	<b>41</b>	<b>13</b>	<b>83</b>	<b>15</b>	<b>200</b>

Halftime: JMSU 29, NDSU 24. FG%: MSU 51.7%, NDSU 38.6%. 3FG%: MSU 43.5%, NDSU 28.6%. FT%: MSU 64.7%, NDSU 62.5%. Turnovers: MSU 12 (Ado 4), NDSU 14 (Kreuser 4). Blocked Shots: MSU 1 (Stapleton), NDSU 0. Steals: MSU 8 (Stapleton 3), NDSU 3 (Three players with 1). Officials: Doug Shows, Tony Henderson, Bart Lenox. Attendance: 5,831.

## Game 7 — Dec. 3, 2017

Mississippi State	61
Dayton	59

Humphrey Coliseum • Starkville, MS

## Dayton

Player	FG	3FG	FT	RB	PF	PT	A	Min
Cunningham f	7-8	0-1	2-4	8	3	16	2	30
Antetokounmpo f	1-2	0-0	0-2	0	4	2	0	11
Davis g	5-12	2-7	5-8	10	0	17	3	38
Landers g	0-1	0-1	0-0	3	2	0	2	20
Crutcher g	6-11	4-8	2-2	3	0	18	0	33
Davis	0-4	0-3	0-0	2	1	0	1	26
Svoboda	2-6	2-5	0-0	0	3	6	0	32
Pierce	0-0	0-0	0-0	0	0	0	0	3
Crosby	0-2	0-0	0-0	0	0	0	0	7
<b>TOTALS</b>	<b>21-46</b>	<b>8-25</b>	<b>9-16</b>	<b>30</b>	<b>13</b>	<b>59</b>	<b>8</b>	<b>200</b>

## Mississippi State

Player	FG	3FG	FT	RB	PF	PT	A	Min
Ado f	2-2	0-0	1-1	3	3	5	0	21
Holman f	2-4	2-4	0-0	8	0	6	1	28
N. W'spoon g	3-7	0-3	0-2	1	4	6	1	31
Q. W'spoon g	5-11	0-3	1-2	10	4	11	6	35
Carter g	7-12	6-10	0-0	1	2	20	2	32
Peters	1-5	1-5	0-0	0	2	3	2	21
Stapleton	3-8	0-3	2-2	1	3	8	0	18
Feazell	1-1	0-0	0-0	2	0	2	0	11
Herard	0-0	0-0	0-0	1	0	0	0	3
<b>TOTALS</b>	<b>24-50</b>	<b>9-28</b>	<b>4-7</b>	<b>27</b>	<b>18</b>	<b>61</b>	<b>12</b>	<b>200</b>

Halftime: MSU 35, UD 20. FG%: MSU 48.0%, UD 45.7%. 3FG%: MSU 32.1%, UD 32.0%. FT%: MSU 57.1%, UD 56.3%. Turnovers: MSU 24 (Q. W'spoon, Carter 5), UD 26 (Three players with 5). Blocked Shots: MSU 5 (Holman, Q. W'spoon 2), UD (Antetokounmpo, Landers 1). Steals: MSU 13 (Three players with 3), UD 14 (Davis 4). Officials: Anthony Jordan, Chuck Jones, Garrick Shannon. Attendance: 7,539.

## Game 8 — Dec. 9, 2017

Mississippi State	95
North Georgia	62

Humphrey Coliseum • Starkville, MS

## North Georgia

Player	FG	3FG	FT	RB	PF	PT	A	Min
Fuzak f	3-9	2-6	0-0	2	1	8	1	19
Olantunji f	5-9	0-0	0-0	10	2	10	1	30
Tshimanga g	3-6	0-1	0-0	4	0	6	3	31
Cantrell g	2-11	1-2	0-2	4	1	5	1	27
Smith g	3-9	2-4	0-0	2	0	8	0	24
Cotter	2-3	1-2	0-2	3	0	5	2	9
Politer	1-4	1-4	0-0	0	0	3	0	10
Dominy	3-6	0-1	0-1	1	2	6	2	13
Dean	3-8	0-2	0-0	4	1	6	1	19
Howard	1-1	1-1	0-0	0	0	3	0	4
Watson	1-5	0-4	0-0	5	1	2	0	14
<b>TOTALS</b>	<b>27-71</b>	<b>8-27</b>	<b>0-5</b>	<b>39</b>	<b>8</b>	<b>62</b>	<b>11</b>	<b>200</b>

## Mississippi State

Player	FG	3FG	FT	RB	PF	PT	A	Min
Ado f	1-5	0-0	2-2	3	1	4	0	17
Holman f	5-5	2-2	1-1	6	0	13	0	13
N. W'spoon g	4-8	0-2	1-1	3	0	9	4	24
Q. W'spoon g	8-11	4-4	2-2	2	1	22	2	26
Carter g	1-7	0-3	0-0	3	1	2	2	27
Peters	4-12	3-7	0-0	7	1	11	6	22
Stapleton	3-6	0-3	0-0	1	2	6	0	17
Storm	0-0	0-0	0-0	0	0	0	0	4
Clayton	0-0	0-0	0-0	0	0	0	0	4
Davis	0-3	0-2	0-0	2	0	0	0	4
Singleton	3-5	3-4	0-0	3	0	9	0	5
Gray	0-2	0-2	0-0	0	1	0	0	4
Feazell	5-5	1-1	0-0	4	2	11	0	11
Herard	0-2	0-0	0-0	5	1	0	0	11
Datcher	3-3	0-0	2-2	3	0	8	0	11
<b>TOTALS</b>	<b>37-74</b>	<b>13-30</b>	<b>8-8</b>	<b>44</b>	<b>10</b>	<b>95</b>	<b>14</b>	<b>200</b>

Halftime: MSU 53, NG 26. FG%: MSU 50.0%, NG 38.0%. 3FG%: MSU 43.3%, NG 29.6%. FT%: MSU 100.0%, NG 0.0%. Turnovers: MSU 10 (Ado 3), NG 16 (Tshimanga 5). Blocked Shots: MSU 9 (Ado 4), NG 3 (Olantunji 2). Steals: MSU 8 (N. W'spoon, Q. W'spoon 2), NG 5 (Tshimanga 2). Officials: Joe Lindsay, Chuck Jones, Jason Baker. Attendance: 6,613.

## Game 9 — Dec. 12, 2017

Cincinnati	65
Mississippi State	50

BB&amp;T Arena • Highland Heights, KY

## Mississippi State

Player	FG	3FG	FT	RB	PF	PT	A	Min
Ado f	0-1	0-0	0-0	4	1	0	0	27
Holman f	7-12	3-3	1-2	10	1	18	1	26
N. W'spoon g	6-11	0-1	0-0	1	2	12	2	26
Q. W'spoon g	3-12	1-3	5-6	7	3	12	3	34
Carter g	3-7	2-5	0-0	0	1	8	1	23
Peters	0-11	0-7	0-0	1	4	0	2	21
Wright	0-3	0-1	0-0	3	2	0	0	16
Stapleton	0-4	0-1	0-0	1	2	0	0	12
Feazell	0-1	0-0	0-0	0	0	0	0	2
Herard	0-1	0-0	0-0	3	0	0	0	9
Datcher	0-0	0-0	0-0	0	0	0	0	4
<b>TOTALS</b>	<b>19-63</b>	<b>6-21</b>	<b>6-8</b>	<b>38</b>	<b>16</b>	<b>50</b>	<b>9</b>	<b>200</b>

## Cincinnati

Player	FG	3FG	FT	RB	PF	PT	A	Min
Clark f	2-6	1-3	4-4	13	3	9	4	34
Washington f	8-15	0-1	0-0	5	1	16	1	31
Evans g	7-13	4-7	6-6	8	2	24	2	35
Jenifer g	1-3	1-1	0-0	0	1	3	3	19
Cumberland g	1-8	1-4	4-6	5	0	7	3	30
Williams	2-4	0-2	0-0	1	1	4	0	13
Moore	0-1	0-1	0-0	0	1	0	0	3
Scott	0-0	0-0	0-0	0	1	0	1	6
Broome	1-4	0-1	0-0	0	1	2	4	20
Diarra	0-0	0-0	0-0	0	0	0	0	1
Brooks	0-0	0-0	0-0	1	0	0	0	8
<b>TOTALS</b>	<b>22-54</b>	<b>7-20</b>	<b>14-16</b>	<b>37</b>	<b>11</b>	<b>65</b>	<b>18</b>	<b>200</b>

Halftime: UC 35, MSU 25. FG%: MSU 30.2%, UC 40.7%. 3FG%: MSU 28.6%, UC 35.0%. FT%: MSU 75.0%, UC 87.5%. Turnovers: MSU 16 (Peters 6), UC 14 (Clark 4). Blocked Shots: MSU 4 (Ado 3), UC 11 (Clark 5). Steals: MSU 9 (Ado 4), UC 5 (Clark, Broome 2). Officials: Doug Sirmons, Ted Valentine, Pat Adams. Attendance: 8,128.

## Game 10 — Dec. 16, 2017

Mississippi State	92
UT Martin	61

Humphrey Coliseum • Starkville, MS

## UT Martin

Player	FG	3FG	FT	RB	PF	PT	A	Min
Lewis	f 2-10	0-2	0-0	4	4	4	0	25
Parker	c 1-1	0-0	0-0	3	3	2	1	15
Butler	g 9-21	4-12	0-0	5	2	22	3	40
Bogan	g 4-7	2-4	0-0	5	4	10	3	30
Hewitt	g 0-1	0-1	0-0	2	0	0	0	9
Thompson	2-6	2-4	0-0	2	1	6	2	20
Fofana	0-2	0-0	0-0	2	1	0	1	11
Williams	2-5	0-2	0-0	0	2	4	1	18
Beaufort	2-6	1-3	1-2	2	1	6	0	13
Gill	2-6	0-0	3-4	3	3	7	2	19
TOTALS	24-65	9-28	4-6	29	21	61	13	200

## Game 11 — Dec. 20, 2017

Mississippi State	64
Little Rock	48

Humphrey Coliseum • Starkville, MS

## Little Rock

Player	FG	3FG	FT	RB	PF	PT	A	Min
O. Black	f 3-5	0-0	0-0	5	2	6	2	30
Hadzic	c 4-7	1-4	0-0	2	4	9	0	20
Jones	g 1-8	0-1	0-0	4	1	2	2	25
Lottie	g 1-4	0-1	2-2	5	1	4	1	29
A.Black	g 3-10	1-7	0-1	3	4	7	1	30
Pippins	3-8	1-3	0-1	1	4	7	0	21
Corcoran	1-1	1-1	0-0	0	0	3	0	7
Carson	0-0	0-0	0-0	0	0	0	0	1
Gilmore	0-1	0-0	0-0	0	0	0	0	2
Mompremier	0-3	0-1	0-0	0	2	0	0	14
Marcus	3-3	0-0	0-2	4	3	6	1	13
Brady	1-3	0-2	2-2	2	0	4	0	5
Bankston	0-1	0-0	0-2	3	0	0	0	3
<b>TOTALS</b>	<b>20-54</b>	<b>4-20</b>	<b>4-10</b>	<b>35</b>	<b>21</b>	<b>48</b>	<b>7</b>	<b>200</b>

## Mississippi State

Player	FG	3FG	FT	RB	PF	PT	A	Min
Ado	f 2-3	0-0	2-4	13	2	6	1	28
Holman	f 3-8	0-2	4-8	5	1	10	1	20
N. W'spoon	g 3-9	2-5	0-0	4	2	8	1	23
Q. W'spoon	g 7-11	1-3	6-6	8	1	21	3	26
Carter	g 3-7	1-4	0-0	0	0	7	1	24
Peters	0-4	0-4	0-2	3	2	0	4	24
Wright	2-5	1-3	2-5	4	0	7	0	19
Stapleton	1-5	1-3	1-1	2	2	3	0	21
Storm	0-1	0-1	0-0	0	0	0	0	1
Singleton	0-0	0-0	0-1	0	0	0	0	1
Feazell	1-3	0-0	0-0	1	1	2	0	10
Herard	0-0	0-0	0-0	0	2	0	0	1
Datcher	0-0	0-0	0-0	1	2	0	0	2
<b>TOTALS</b>	<b>22-56</b>	<b>5-25</b>	<b>15-27</b>	<b>40</b>	<b>15</b>	<b>64</b>	<b>11</b>	<b>200</b>

Halftime: MSU 26, UALR 23. FG%: MSU 39.3%, UALR 37.0%. 3FG%: MSU 20.0%, UALR 20.0%. FT%: MSU 55.6%, UALR 40.0%. Turnovers: MSU 12 (Holman, Q. W'spoon 2). UALR 21 (Lottie 6). Blocked Shots: MSU 7 (Ado 3), UALR 0. Steals: MSU 11 (Four players with 2), UALR 5 (Marcus 2). Officials: Karl Hess, Mike Nance, Lamar Simpson. Attendance: 7,156.

## Game 12 — Dec. 23, 2017

Mississippi State	70
Southern Miss	64

Mississippi Coliseum • Starkville, MS

## Mississippi State

Player	FG	3FG	FT	RB	PF	PT	A	Min
Ado	f 3-4	0-0	2-5	5	4	8	3	27
Holman	c 3-5	1-1	3-4	6	0	10	0	24
N. W'spoon	g 2-4	1-2	5-7	3	2	10	0	29
Q. W'spoon	g 2-5	0-3	3-6	4	3	7	4	31
Carter	g 2-5	1-3	2-2	3	0	7	2	22
Peters	4-10	0-4	2-5	3	0	10	3	19
Wright	1-2	0-0	0-0	2	1	2	2	16
Stapleton	4-7	4-7	0-0	3	2	12	1	23
Datcher	2-2	0-0	0-0	3	2	4	0	9
<b>TOTALS</b>	<b>23-44</b>	<b>7-20</b>	<b>17-29</b>	<b>35</b>	<b>14</b>	<b>70</b>	<b>15</b>	<b>200</b>

## Southern Miss

Player	FG	3FG	FT	RB	PF	PT	A	Min
Davis	f 2-3	1-1	2-2	4	2	7	1	20
MaGee	g 2-8	2-6	2-2	4	4	8	4	20
Edwards	g 9-17	3-6	1-2	7	2	22	0	38
Griffin	g 4-12	0-4	1-2	5	5	9	5	39
Holland	g 3-8	3-7	2-3	0	4	11	1	38
Richardson	0-4	0-1	0-0	1	1	0	4	23
Rowe	3-4	0-0	1-3	6	3	7	0	18
Hampton	0-1	0-1	0-0	2	20	9	0	4
<b>TOTALS</b>	<b>23-57</b>	<b>9-26</b>	<b>9-14</b>	<b>30</b>	<b>21</b>	<b>64</b>	<b>15</b>	<b>200</b>

Halftime: MSU 36, UUSM 27. FG%: MSU 52.3%, USM 40.4%. 3FG%: MSU 35.0%, USM 34.6%. FT%: MSU 58.6%, USM 64.3%. Turnovers: MSU 15 (Ado 5), USM 9 (Three players with 3). Blocked Shots: MSU 4 (Four players with 4), USM 1 (Rowe). Steals: MSU 3 (Three players with 1), USM 6 (Edwards 4). Officials: Tim Gattis, Orlandis Poole, Marques Pettigrew. Attendance: 4,028.

## Game 13 — Dec. 30, 2017

Mississippi State	109
North Florida	81

Humphrey Coliseum • Starkville, MS

## North Florida

Player	FG	3FG	FT	RB	PF	PT	A	Min
Horchler	f 2-8	0-3	0-0	3	3	4	1	26
Aminu	f 4-10	0-2	5-6	3	1	13	1	29
Escobar	g 5-10	4-7	0-0	1	2	14	0	23
Burkhardt	g 3-4	3-4	0-1	3	0	9	1	20
G.-Rosa	g 3-9	3-7	3-4	1	0	12	7	30
Lambright	0-3	0-2	0-0	0	0	0	0	4
Coffey II	1-3	1-1	0-0	0	2	3	0	17
Day	6-12	0-2	5-6	4	3	17	0	23
Haid	0-0	0-0	0-0	1	0	0	0	3
Driscoll	0-0	0-0	0-0	0	0	0	0	2
<b>TOTALS</b>	<b>27-63</b>	<b>12-29</b>	<b>15-19</b>	<b>21</b>	<b>13</b>	<b>81</b>	<b>12</b>	<b>200</b>

## Mississippi State

Player	FG	3FG	FT	RB	PF	PT	A	Min
Ado	f 2-3	0-0	1-6	9	3	5	0	27
Holman	f 10-12	1-2	2-2	4	3	23	1	18
N. W'spoon	g 3-5	0-1	5-6	6	0	11	4	27
Q. W'spoon	g 7-10	2-3	2-2	6	3	18	6	27
Carter	g 4-6	1-2	2-2	3	0	11	1	24
Peters	1-4	0-2	0-0	2	3	2	4	15
Wright	3-7	0-2	0-0	2	3	2	4	15
Stapleton	6-10	3-5	1-1	2	2	16	3	18
Storm	0-0	0-0	0-0	1	0	0	0	2
Davis	0-2	0-0	0-0	0	0	0	1	2
Singleton	1-1	0-0	0-0	0	0	2	0	2
Feazell	4-7	0-1	1-1	3	2	9	0	7
Datcher	3-4	0-0	0-0	3	4	6	0	10
<b>TOTALS</b>	<b>44-71</b>	<b>7-18</b>	<b>14-20</b>	<b>46</b>	<b>21</b>	<b>109</b>	<b>24</b>	<b>200</b>

Halftime: MSU 47, UNF 43. FG%: MSU 62.0%, UNF 42.9%. 3FG%: MSU 38.9%, UNF 41.4%. FT%: MSU 70.0%, UNF 78.9%. Turnovers: MSU 14 (3 players with 3), UNF 14 (Gandia-Rosa 5). Blocked Shots: MSU 5 (Ado 2), UNF 3 (3 players with 1). Steals: MSU 7 (Stapleton 2), UNF 4 (Day 2). Officials: Bart Lenox, Mike Nance, Tim Pettis. Attendance: 7,764.

## Game 14 — Jan. 2, 2018

Mississippi State	78
No. 22 Arkansas	75

Humphrey Coliseum • Starkville, MS

## Arkansas

Player	FG	3FG	FT	RB	PF	PT	A	Min
Gafford	f 8-11	0-0	1-3	5	3	17	2	32
Thomas	f 0-2	0-0	0-0	5	2	0	4	18
Barford	g 4-15	0-6	3-4	7	4	11	5	38
Macon	g 9-12	9-7	1-3	5	2	24	2	37
Beard	g 4-7	1-2	0-0	1	2	9	3	29
Thompson	0-1	0-0	0-0	4	3	0	1	8
Bailey	5-7	0-0	0-2	6	5	10	0	18
Cook	1-3	0-0	0-0	0	2	2	0	4
Hall	1-2	0-0	0-0	3	1	2	0	6
Jones	0-2	0-0	0-0	1	2	0	0	10
<b>TOTALS</b>	<b>32-62</b>	<b>6-15</b>	<b>5-12</b>	<b>39</b>	<b>26</b>	<b>75</b>	<b>17</b>	<b>200</b>

## Mississippi State

Player	FG	3FG	FT	RB	PF	PT	A	Min
Ado	f 3-3	0-0	2-9	9	2	8	0	34
Holman	f 1-8	0-4	2-2	5	2	4	0	20
N. W'spoon	g 7-10	1-3	7-10	4	1	22	2	33
Q. W'spoon	g 7-13	2-4	6-8	7	4	22	2	33
Carter	g 2-7	1-5	2-3	4	0	7	1	21
Peters	4-9	0-3	1-2	2	1	9	3	23
Wright	0-4	0-0	0-0	0	0	0	0	10
Stapleton	1-4	0-2	4-6	4	1	6	1	20
Datcher	0-1	0-0	0-0	1	0	0	0	6
<b>TOTALS</b>	<b>25-59</b>	<b>4-21</b>	<b>24-40</b>	<b>39</b>	<b>11</b>	<b>78</b>	<b>9</b>	<b>200</b>

Halftime: MSU 32, AR 28. FG%: MSU 42.4%, AR 51.6%. 3FG%: MSU 19.0%, AR 40.0%. FT%: MSU 60.0%, AR 41.7%. Turnovers: MSU 7 (Q. W'spoon 2), AR 13 (4 players with 2). Blocked Shots: MSU 8 (Ado 4), AR 3 (Thompson 2). Steals: MSU 8 (Q. W'spoon 3), AR 3 (Beard 2). Officials: Joe Lindsay, Orlandis Poole, Ron Groover. Attendance: 6,324.

## Game 15 — Jan. 6, 2018

Ole Miss	64
Mississippi State	58

The Pavilion • Oxford, MS

## Mississippi State

Player	FG	3FG	FT	RB	PF	PT	A	Min
Ado	f 2-5	0-0	1-2	4	4	5	0	17
Holman	f 3-6	2-4	1-2	5	0	9	3	22
N. W'spoon	g 3-10	0-3	3-6	2	3	9	0	32
Q. W'spoon	g 3-12	0-2	1-2	3	2	7	3	30
Carter	g 2-5	0-3	1-2	1	1	5	2	15
Peters	3-10	1-4	0-1	4	4	7	3	24
Wright	2-4	1-2	0-0	8	2	5	1	21
Stapleton	2-9	1-5	2-2	9	3	7	1	26
Feazell	0-0	0-0	0-0	0	0	0	0	1
Datcher	2-2	0-0	0-0	2	2	4	0	13

## Ole Miss

Player	FG	3FG	FT	RB	PF	PT	A	Min
Hymon	f 0-3	0-0	0-0	5	4	0	0	17
Stevens	f 2-5	1-2	2-2	5	1	7	2	26
Shuler	g 4-8	1-5	1-2	1	1	10	1	24
Davis	g 1-13	0-8	0-2	5	0	2	0	21
Tyree	g 6-12	2-4	2-4	2	3	16	2	25
Burnett	6-10	3-4	6-8	5	2	21	3	32
Crawford	1-4	0-2	4-4	4	0	6	2	28
Olejniczak	1-3	0-0	0-0	5	3	2	0	14
Furmanavicius	0-4	0-3	0-0	2	0	0	0	13
<b>TOTALS</b>	<b>21-62</b>	<b>7-28</b>	<b>15-22</b>	<b>41</b>	<b>14</b>	<b>64</b>	<b>10</b>	<b>200</b>

Halftime: MSU 34, OM 28. FG%: MSU 34.9%, OM 33.9%. 3FG%: MSU 21.7%, OM 25.0%. FT%: MSU 52.9%, OM 68.2%. Turnovers: MSU 14 (Q. W'spoon 5), OM 7 (Tyree, Burnett 2). Blocked Shots: MSU 4 (Holman 2), OM 5 (Five players with 1). Steals: MSU 4 (4 players with 1), OM 6 (Shuler 3). Officials: Tony Greene, Owen Shortt, Jason Baker. Attendance: 8,664.

## Game 16 — Jan. 10, 2018

Florida	71
Mississippi State	54

O'Connell Center • Gainesville, FL

## Mississippi State

Mississippi State

Player		FG	3FG	FT	RB	PF	PT	A	Min
Ado	f	6-8	0-0	0-0	10	3	12	1	24
Holman	f	3-4	0-0	1-1	4	5	7	0	16
N. W'spoon	g	2-9	0-2	3-4	1	2	7	3	32
Q. W'spoon	g	6-13	4-8	0-0	5	2	16	3	36
Carter	g	1-6	0-2	0-0	0	1	2	0	25
Peters		1-6	1-3	0-0	0	1	3	0	25
Wright		2-6	0-1	1-2	4	1	5	1	23
Feazell		0-1	0-0	0-0	4	0	0	0	11
Datcher		1-2	0-0	0-0	2	2	2	0	9
TOTALS		22-55	5-16	5-7	31	17	54	9	201

## Game 17 — Jan. 13, 2018

Auburn	76
Mississippi State	68

Humphrey Coliseum • Starkville, MS

Auburn Player	FG	3FG	FT	RB	PF	PT	A	Min
Mclemore f	0-1	0-0	0-0	1	1	0	0	12
Harper g	2-7	1-3	7-7	4	3	12	4	29
Brown g	6-13	5-8	6-8	2	2	23	1	33
Heron g	5-13	0-4	4-6	5	1	14	0	29
Murray g	3-10	1-3	7-8	9	3	14	0	26
Spencer	0-2	0-0	1-2	5	3	1	2	25
Okeke	1-4	0-0	0-1	5	2	2	0	17
Mitchell	1-4	0-0	0-0	3	3	2	1	18
Dunbar	3-6	2-3	0-0	3	1	8	0	11
<b>TOTALS</b>	<b>21-60</b>	<b>9-21</b>	<b>25-32</b>	<b>39</b>	<b>19</b>	<b>76</b>	<b>8</b>	<b>200</b>

Mississippi State Player	FG	3FG	FT	RB	PF	PT	A	Min
Ado f	4-5	0-0	2-4	11	3	10	0	31
Holman f	4-9	1-3	2-2	6	3	11	0	29
N. W'spoon g	3-10	0-3	4-6	3	4	10	3	28
Q. W'spoon g	5-13	2-7	2-2	4	4	14	3	33
Carter g	3-8	1-5	0-0	3	1	7	0	23
Peters	4-7	1-2	1-2	3	5	10	1	21
Wright	0-2	0-0	0-0	1	1	0	2	8
Stapleton	0-4	0-3	4-6	5	2	4	0	19
Datcher	1-1	0-0	0-0	1	1	2	1	8
<b>TOTALS</b>	<b>24-59</b>	<b>5-23</b>	<b>15-22</b>	<b>42</b>	<b>24</b>	<b>68</b>	<b>10</b>	<b>200</b>

Halftime: MSU 35, AU 24. FG%: MSU 40.7%, AU 35.0%. 3FG%: MSU 21.7%, AU 42.9%. FT%: MSU 68.2%, AU 78.1%. Turnovers: MSU 12 (Peter 4), AU 7 (Harper, Heron 2). Blocked Shots: MSU 8 (Ado, Holman 2), AU 3 (Three players with 1). Steals: MSU 3 (Ado 2), AU 7 (Murray 3). Officials: Pat Adams, Joe Lindsay, Wil Howard. Attendance: 8,443.

## Game 18 — Jan. 16, 2018

Mississippi State	80
Vanderbilt	62

Humphrey Coliseum • Starkville, MS

Vanderbilt Player	FG	3FG	FT	RB	PF	PT	A	Min
Roberson f	5-10	0-4	0-1	2	4	10	2	26
Baptiste c	1-3	0-0	0-0	2	2	2	0	12
Lee g	2-6	0-3	2-2	5	1	6	4	28
Willis g	3-8	2-6	0-0	0	0	8	0	26
Lachance g	2-4	1-3	0-0	7	3	5	4	25
Toye	1-2	1-2	0-0	1	1	3	1	20
Austin	2-2	0-0	0-0	1	1	4	2	16
Evans	1-2	0-0	0-0	2	0	2	0	5
Brown	3-7	0-2	2-2	2	2	8	1	20
Obinna	6-9	0-0	2-4	4	1	14	0	22
<b>TOTALS</b>	<b>26-53</b>	<b>4-20</b>	<b>6-9</b>	<b>29</b>	<b>15</b>	<b>62</b>	<b>14</b>	<b>200</b>

Mississippi State Player	FG	3FG	FT	RB	PF	PT	A	Min
Ado f	4-7	0-0	1-4	6	4	9	1	14
Holman f	7-10	2-3	2-2	14	1	18	2	26
N. W'spoon g	1-7	0-3	0-0	3	1	2	4	21
Q. W'spoon g	8-12	1-3	2-3	4	2	19	4	28
Carter g	3-8	2-4	1-1	5	2	9	2	30
Peters	3-8	1-3	3-4	1	0	10	5	22
Wright	2-3	0-0	1-1	1	1	5	2	21
Stapleton	3-9	2-4	0-0	0	0	8	0	24
Feazell	0-0	0-0	0-0	0	0	0	0	6
Datcher	0-0	0-0	0-0	1	0	0	0	8
<b>TOTALS</b>	<b>31-64</b>	<b>8-20</b>	<b>10-15</b>	<b>37</b>	<b>11</b>	<b>80</b>	<b>20</b>	<b>200</b>

Halftime: MSU 37, VU 25. FG%: MSU 48.4%, VU 49.1%. 3FG%: MSU 40.0%, VU 20.0%. FT%: MSU 66.7%, VU 66.7%. Turnovers: MSU 4 (Q. W'spoon 2), VU 10 (Roberson, Lee 2). Blocked Shots: MSU 5 (Holman 2), VU 3 (Brown 2). Steals: MSU 8 (Peters 3), VU 2 (Willis, Austin 1). Officials: Doug Shows, Orlandis Poole, Terry Oglesby. Attendance: 6,633.

## Game 19 — Jan. 20, 2018

Alabama	68
Mississippi State	62

Coleman Coliseum • Tuscaloosa, AL

Mississippi State Player	FG	3FG	FT	RB	PF	PT	A	Min
Ado f	5-8	0-0	1-1	4	4	11	0	20
Holman f	3-5	1-1	4-5	10	3	11	0	28
N. W'spoon g	2-9	1-4	2-2	1	2	7	1	25
Q. W'spoon g	4-9	0-3	4-4	9	2	12	2	31
Carter g	1-5	1-4	0-0	0	1	3	0	23
Peters	6-15	4-10	1-2	1	3	17	2	28
Wright	0-1	0-0	0-0	2	2	0	0	12
Feazell	0-2	0-1	0-0	1	1	0	0	13
Datcher	0-2	0-0	1-2	5	2	1	0	20
<b>TOTALS</b>	<b>21-56</b>	<b>7-23</b>	<b>13-16</b>	<b>38</b>	<b>20</b>	<b>62</b>	<b>5</b>	<b>200</b>

Alabama Player	FG	3FG	FT	RB	PF	PT	A	Min
Key f	6-13	2-4	2-3	5	1	16	4	28
Giddens c	5-7	0-0	3-6	4	4	13	1	22
Jones g	3-8	0-1	0-0	5	1	6	0	30
Ingram g	0-2	0-0	7-10	8	4	7	6	29
Petty g	3-11	2-7	1-2	4	2	9	4	35
Hall	4-8	0-0	0-2	5	1	8	1	19
Reese	1-4	0-2	0-0	2	0	2	0	12
Johnson Jr.	2-3	1-2	0-0	1	1	5	0	16
Smith	1-4	0-0	0-0	3	3	2	0	9
<b>TOTALS</b>	<b>25-60</b>	<b>5-16</b>	<b>13-23</b>	<b>40</b>	<b>17</b>	<b>68</b>	<b>16</b>	<b>200</b>

Halftime: MSU 22, UA 41. FG%: MSU 37.5%, UA 41.7%. 3FG%: MSU 30.4%, UA 31.3%. FT%: MSU 81.3%, UA 56.5%. Turnovers: MSU 16 (Q. W'spoon 5), UA 11 (Ingram 3). Blocked Shots: MSU 1 (Ado 1), UA 6 (Giddens 3). Steals: 7 (Peters 3), UA 7 (Key 3). Officials: Tony Henderson, Owen Shortt, Gerald Williams. Attendance: 15,383.

## Game 20 — Jan. 23, 2018

Kentucky	78
Mississippi State	65

Rupp Arena • Lexington, KY

Mississippi State Player	FG	3FG	FT	RB	PF	PT	A	Min
Ado f	0-4	0-0	2-3	5	1	2	0	31
Holman f	3-6	0-3	0-0	6	4	6	0	21
N. W'spoon g	4-8	1-3	1-2	4	2	10	0	22
Peters g	4-11	1-5	0-0	0	3	9	5	33
Q. W'spoon g	8-16	1-5	2-2	9	3	19	6	31
Wright	1-2	0-1	2-2	1	1	4	1	11
Stapleton	3-6	0-2	0-0	2	5	6	2	21
Feazell	0-0	0-0	0-0	0	0	0	0	3
Carter	2-11	2-10	1-1	1	2	7	2	21
Datcher	1-3	0-0	0-0	1	2	2	0	6
<b>TOTALS</b>	<b>26-67</b>	<b>5-29</b>	<b>8-10</b>	<b>31</b>	<b>23</b>	<b>65</b>	<b>16</b>	<b>200</b>

Kentucky Player	FG	3FG	FT	RB	PF	PT	A	Min
Richards f	0-1	0-0	0-0	1	0	0	0	11
Knox f	5-6	4-4	5-6	6	1	19	1	36
Washington f	6-10	0-2	10-14	6	2	22	2	31
Diallo g	3-8	0-2	0-1	7	2	6	2	27
Alexander g	6-15	0-3	4-4	4	1	16	6	35
Green	0-2	0-1	4-4	0	1	4	0	20
Killeya - Jones	1-3	0-0	0-1	3	0	2	0	10
Vanderbilt	1-7	0-0	0-0	7	2	2	0	11
Gabriel	3-6	1-2	0-0	6	4	7	0	19
<b>TOTALS</b>	<b>25-58</b>	<b>5-14</b>	<b>23-30</b>	<b>41</b>	<b>13</b>	<b>78</b>	<b>11</b>	<b>200</b>

Halftime: MSU 36, UK 38. FG%: MSU 38.8%, UK 43.1%. 3FG%: MSU 17.2%, UK 35.7%. FT%: MSU 80.0%, UK 76.7%. Turnovers: MSU 11 (Five players with 2), UK 11 (Knox 4). Blocked Shots: 4 (Holman 3), UK 5 (Washington, Diallo 2). Steals: MSU 5 (Carter 2), UK 7 (Washington 3). Officials: Pat Adams, Karl Hess, Vladimir Voyard-Tadal. Attendance: 20,609.

## Game 21 — Jan. 27, 2018

Mississippi State	74
Missouri	62

Humphrey Coliseum • Starkville, MS

Missouri Player	FG	3FG	FT	RB	PF	PT	A	Min
Porter f	3-6	0-3	0-0	4	4	6	0	22
Barnett f	2-10	1-5	0-0	4	2	5	0	35
Tilmon f	3-7	0-0	0-0	5	2	6	0	24
Robertson g	8-14	3-7	1-2	2	3	20	4	38
Geist g	2-8	0-4	1-2	7	2	5	4	28
Rau	0-0	0-0	0-0	0	0	0	0	2
Nikko	1-1	0-0	1-2	1	2	3	1	8
Puryear	3-7	0-1	1-2	5	2	7	0	24
VanLeer	4-4	2-2	0-0	2	3	10	2	19
<b>TOTALS</b>	<b>26-57</b>	<b>6-22</b>	<b>4-8</b>	<b>34</b>	<b>20</b>	<b>62</b>	<b>11</b>	<b>200</b>

Mississippi State Player	FG	3FG	FT	RB	PF	PT	A	Min
Ado f	5-6	0-0	2-2	7	1	12	0	32
Holman f	4-6	1-2	0-1	3	2	9	0	26
N. W'spoon g	5-13	1-3	1-2	4	1	12	3	32
Peters g	2-4	0-2	0-0	2	3	4	9	26
Q. W'spoon g	7-9	2-4	4-5	6	1	20	4	34
Wright	2-3	0-0	0-0	0	1	4	0	9
Stapleton	1-4	1-2	0-0	0	0	3	0	16
Carter	3-8	1-3	3-4	2	0	10	1	21
Datcher	0-0	0-0	0-0	1	2	0	0	4
<b>TOTALS</b>	<b>29-53</b>	<b>6-16</b>	<b>10-14</b>	<b>27</b>	<b>11</b>	<b>74</b>	<b>17</b>	<b>200</b>

Halftime: MSU 31, MIZ 31. FG%: MSU 54.7%, MIZ 45.6%. 3FG%: MSU 37.5%, MIZ 27.3%. FT%: MSU 71.4%, MIZ 50.0%. Turnovers: MSU 15 (Three players with 3), MIZ 19 (Porter, Tilmon 4). Blocked Shots: MSU 7 (Stapleton 3), MIZ 3 (Tilmon 2). Steals: MSU 10 (Q. W'spoon 3), MIZ 4 (Barnett 2). Officials: Anthony Jordan, Brian Shay, Rob Rorke. Attendance: 7,169.

## Game 22 — Jan. 31, 2018

Mississippi State	81
South Carolina	76

Colonial Life Arena • Columbia, SC

Mississippi State Player	FG	3FG	FT	RB	PF	PT	A	Min
Ado f	6-9	0-0	4-5	9	5	16	0	29
Holman f	2-3	0-1	2-2	5	2	6	0	19
N. W'spoon g	7-13	1-3	2-2	1	1	17	3	33
Peters g	1-6	0-3	0-0	1	3	2	3	27
Q. W'spoon g	6-12	2-6	4-4	5	4	18	3	30
Wright	2-3	1-1	0-0	1	1	5	2	10
Stapleton	3-6	1-3	2-2	2	4	9	0	25
Feazell	0-0	0-0	0-0	0	1	0	0	3
Carter	3-6	2-2	0-0	3	0	8	1	21
Datcher	0-0	0-0	0-0	1	3	0	0	3
<b>TOTALS</b>	<b>30-58</b>	<b>7-19</b>	<b>14-15</b>	<b>32</b>	<b>24</b>	<b>81</b>	<b>12</b>	<b>200</b>

South Carolina Player	FG	3FG	FT	RB	PF	PT	A	Min
Kotsar f	3-8	0-2	2-4	4	2	8	1	31
Silva f	4-7	0-0	10-13	6	3	18	2	27
Booker g	8-12	5-8	4-5	3	2	25	0	34
Myers g	3-7	0-1	2-2	4	3	8	1	21
Hinson g	1-8	0-2	0-0	3	1	2	1	13
Beatty	2-7	1-5	1-1	6	2	6	0	23
Gravett	1-3	0-1	2-2	3	0	4	7	24
Gueye	0-0	0-0	0-0	0	0	0	0	4
Haase	2-8	1-5	0-0	2	1	5	1	23
<b>TOTALS</b>	<b>24-60</b>	<b>7-24</b>	<b>21-27</b>	<b>33</b>	<b>14</b>	<b>76</b>	<b>13</b>	<b>200</b>



**Game 25 — Feb. 10, 2018**

Missouri	89
Mississippi State	85

Mizzou Arena • Columbia, MO

Mississippi State									
Player	g	FG	3FG	FT	RB	PF	PT	A	Min
N. W'spoon	g	5-9	2-4	3-4	3	3	15	2	36
Peters	g	9-16	2-6	2-3	3	5	22	7	35
K. W'spoon	g	5-13	2-6	1-2	7	4	13	0	37
Ado	f	4-7	0-0	3-6	7	3	11	0	36
Holman	f	5-11	2-5	2-2	8	2	14	1	29
Wright		1-1	1-1	0-0	1	1	3	1	8
Stapleton		2-7	2-6	1-1	4	5	7	0	18
Carter		0-4	0-3	0-0	1	2	0	1	22
Datcher		0-1	0-0	0-0	0	1	0	0	4
<b>TOTALS</b>		<b>31-69</b>	<b>11-31</b>	<b>12-18</b>	<b>35</b>	<b>26</b>	<b>85</b>	<b>12</b>	<b>225</b>

Missouri									
Player		FG	3FG	FT	RB	PF	PT	A	Min
Robertson	g	6-13	5-11	5-6	5	0	22	3	44
Barnett	f	4-12	1-5	6-7	8	1	15	2	43
Tilmon	f	4-6	0-0	0-0	3	4	8	1	22
Punyaur	f	6-11	1-2	0-1	5	2	13	3	32
Vanleer	g	1-2	0-1	0-0	2	1	2	2	16
Porter		2-5	1-1	5-6	0	5	10	1	21
Nikko		0-1	0-0	2-2	0	2	2	1	9
Geist		4-6	4-6	5-6	6	3	17	2	38
TOTALS		27-56	12-26	23-38	33	18	89	15	225

Halftime: MSU 33, MIZ 42. FG%: MSU 44.9%, MIZ 48.2%. 3FG%: MSU 35.5%, MIZ 46.2%. FT%: MSU 66.7%, MIZ 82.1%. Turnovers: MSU 11 (Peters 4), MIZ 12 (Porter 4). Blocked Shots: MSU 3 (Three players with 1), MIZ 3 (Three players with 1). Steals: MSU 8 (Peters 4), MIZ 6 (Geist 4). Officials: Mike Nance, Peter Juzenas, Mark Ellard. Attendance: 15,061.

## Game 28 — Feb. 20, 2018

Mississippi State	93
Texas A&M	81

Reed Arena • College Station, Texas

Mississippi State										
Player		FG	3FG	FT	RB	PF	PT	A	Min	
N. W'spoon	g	2-8	0-2	2-2	6	0	6	4	33	
Peters	g	5-10	3-7	2-4	7	2	15	7	31	
Q. W'spoon	g	5-15	0-1	7-8	6	1	17	5	33	
Ado	f	8-11	0-0	3-5	9	4	19	0	32	
Holman	f	4-5	2-2	3-3	5	4	13	0	19	
Wright		1-1	0-0	1-1	1	2	3	0	7	
Stapleton		3-11	2-5	0-0	3	3	8	1	22	
Feazell		0-1	0-1	0-0	1	0	0	0	3	
Carter		2-5	1-4	5-6	1	3	10	2	17	
Datcher		1-1	0-0	0-0	1	0	2	0	3	
<b>TOTALS</b>		<b>31-68</b>	<b>8-22</b>	<b>23-29</b>	<b>44</b>	<b>19</b>	<b>93</b>	<b>19</b>	<b>200</b>	

Texas A&M									
Player	FG	3FG	FT	RB	PF	PT	A	Min	
Hogg	f 4-12	0-3	2-5	6	5	10	6	34	
Starks	g 8-16	2-5	1-2	1	2	19	0	36	
Gilder	g 3-5	2-3	2-2	2	4	10	4	33	
Davis	c 9-11	0-0	7-11	11	3	25	0	31	
Williams	f 4-6	0-1	3-6	6	0	11	2	31	
Chandler	1-3	0-2	0-0	0	0	2	0	8	
Flagg	0-0	0-0	0-0	0	0	0	0	4	
Trocha-Morelos	1-5	1-2	1-2	0	4	4	0	19	
Collins	0-1	0-1	0-0	0	0	0	1	4	
<b>TOTALS</b>	<b>30-59</b>	<b>5-17</b>	<b>16-28</b>	<b>31</b>	<b>18</b>	<b>81</b>	<b>13</b>	<b>200</b>	

Halftime: MSU 41, TAMU 39. FG%: MSU 45.6%, TAMU 50.8%. 3FG%: MSU 36.4%, TAMU 29.4%. FT%: MSU 79.3%, TAMU 57.1%. Turnovers: MSU 9 (Peters 3), TAMU 9 (Starks 6). Blocked Shots: MSU 4 (Ado, Holman 2), TAMU 8 (Williams 4). Steals: MSU 4 (N. W'spoon 2), TAMU 1 (Hogg 1). Officials: Anthony Jordan, Ron Groover, Tony Henderson. Attendance: 8,614.

**Game 29 — Feb. 24, 2018**

**Mississippi State** 72  
**South Carolina** 68

Humphrey Coliseum • Starkville, MS

**South Carolina**

Player	FG	3FG	FT	RB	PF	PT	A	Min
Minaya	f 1-6	0-3	0-0	6	2	2	1	32
Kotsar	f 5-11	0-1	1-2	7	2	11	1	37
Silva	f 4-5	0-0	3-4	12	4	11	0	24
Gravett	g 8-13	3-6	0-0	2	2	19	3	41
Hinson	g 2-2	1-1	3-5	1	1	8	0	12
Beatty	0-0	0-0	0-0	0	0	0	0	5
Booker	0-7	0-3	0-0	4	5	0	2	27
Haase	4-11	1-4	2-2	6	2	11	0	26
Myers	1-2	0-0	2-3	0	3	4	1	14
Cudd	1-2	0-0	0-0	0	0	2	0	7
<b>TOTALS</b>	<b>26-59</b>	<b>5-18</b>	<b>11-16</b>	<b>40</b>	<b>21</b>	<b>68</b>	<b>8</b>	<b>225</b>

**Mississippi State**

Player	FG	3FG	FT	RB	PF	PT	A	Min
Ado	f 1-3	0-0	0-1	3	1	2	0	37
Holman	f 1-3	0-1	1-2	7	2	3	3	30
N. W'spoon	g 3-7	1-3	3-3	2	5	10	0	24
Peters	g 6-16	2-7	5-6	4	1	19	5	36
Q. W'spoon	g 3-8	0-2	7-8	7	2	13	4	38
Wright	3-3	0-0	2-3	0	0	8	1	14
Stapleton	2-7	0-2	0-0	5	0	4	1	23
Carter	5-9	3-5	0-0	1	1	13	0	23
<b>TOTALS</b>	<b>24-56</b>	<b>6-20</b>	<b>18-23</b>	<b>30</b>	<b>12</b>	<b>72</b>	<b>14</b>	<b>225</b>

Halftime: USC 32, MSU 25. FG%: MSU 42.9%, USC 44.1%. 3FG%: MSU 30.0%, USC 27.8%. FT%: MSU 78.3%, USC 68.6%. Turnovers: MSU 14 (Q. W'spoon 6). USC 21 (Gravett 8). Blocked Shots: MSU 7 (Ado, Holman 3), USC 5 (Silva 3). Steals: MSU 13 (Peters, Q. W'spoon 4), USC 6 (Minaya 2). Officials: Tony Greene, Todd Austin, Kipp Kissinger. Attendance: 8,162.

**Game 30 — Feb. 27, 2018**

**Tennessee** 76  
**Mississippi State** 54

Humphrey Coliseum • Starkville, MS

**Tennessee**

Player	FG	3FG	FT	RB	PF	PT	A	Min
Williams	f 2-3	0-0	4-6	7	2	8	4	30
Schofield	f 9-18	0-2	6-7	7	3	24	0	33
Alexander	f 1-2	0-0	2-2	3	3	4	0	12
Bone	g 4-8	0-2	0-0	3	0	8	2	27
Bowden	g 2-7	1-3	2-2	4	1	7	2	30
Turner	4-4	2-2	2-2	2	3	12	4	29
Daniel	1-1	1-1	0-0	2	1	3	0	13
Walker	3-3	0-0	1-2	2	2	7	1	15
Pons	1-2	0-1	1-2	3	1	3	1	11
<b>TOTALS</b>	<b>27-48</b>	<b>4-11</b>	<b>18-23</b>	<b>34</b>	<b>16</b>	<b>76</b>	<b>14</b>	<b>200</b>

**Mississippi State**

Player	FG	3FG	FT	RB	PF	PT	A	Min
Ado	f 1-2	0-0	1-2	1	2	3	1	26
Holman	f 2-8	1-4	5-6	3	0	10	0	23
N. W'spoon	g 4-11	0-3	3-4	0	0	11	0	28
Peters	g 3-10	1-5	0-0	2	1	7	2	28
Q. W'spoon	g 7-13	2-5	1-2	6	3	17	2	34
Wright	1-1	0-0	0-0	2	3	2	0	11
Stapleton	0-1	0-1	0-0	1	4	0	0	19
Davis	0-0	0-0	0-0	0	0	0	0	1
Feazell	0-2	0-1	0-0	2	2	0	0	5
Carter	1-2	0-1	0-0	1	1	2	1	18
Datcher	1-1	0-0	0-2	1	3	2	0	7
<b>TOTALS</b>	<b>20-51</b>	<b>4-20</b>	<b>10-16</b>	<b>24</b>	<b>19</b>	<b>54</b>	<b>6</b>	<b>200</b>

Halftime: UT 40, MSU 34. FG%: MSU 39.2%, UT 56.3%. 3FG%: MSU 20.0%, UT 36.4%. FT%: MSU 62.5%, UT 36.4%. Turnovers: MSU 13 (Q. W'spoon, Ado 3). UT 11 (Williams 3). Blocked Shots: MSU 3 (Three players with 1), UT 2 (Williams, Schofield 1). Steals: MSU 6 (Ado, N. W'spoon 2), UT 4 (Bowden 3). Officials: Don Daily, Roger Ayers, Terry Oglesby. Attendance: 7,548.

**Game 31 — March 3, 2018**

**LSU** 78  
**Mississippi State** 57

Maravich Assembly Center • Baton Rouge, LA

**Mississippi State**

Player	FG	3FG	FT	RB	PF	PT	A	Min
Ado	f 3-4	0-0	0-0	5	4	6	0	28
Holman	f 3-4	0-0	0-0	7	3	6	0	23
N. W'spoon	g 5-13	1-5	0-0	4	2	11	3	32
Peters	g 4-12	3-8	4-5	1	2	15	2	35
Q. W'spoon	g 5-11	1-3	1-2	2	3	12	0	31
Wright	1-2	0-1	0-0	0	0	2	0	7
Stapleton	1-5	0-3	0-0	5	3	2	1	24
Singleton	0-0	0-0	0-0	0	0	0	0	1
Feazell	0-0	0-0	0-0	1	0	0	0	2
Carter	1-5	1-3	0-0	0	2	3	0	13
Datcher	0-0	0-0	0-0	1	1	0	0	4
<b>TOTALS</b>	<b>23-56</b>	<b>6-23</b>	<b>5-7</b>	<b>28</b>	<b>20</b>	<b>57</b>	<b>6</b>	<b>200</b>

**LSU**

Player	FG	3FG	FT	RB	PF	PT	A	Min
Reath	f 5-13	1-2	1-2	8	1	12	1	24
Eppe	f 6-11	4-8	0-0	3	1	16	0	24
Waters	g 5-8	3-4	1-2	3	2	14	10	34
Onwuasor	g 1-3	0-1	0-1	2	0	2	0	15
Vial	g 1-2	1-2	2-2	0	0	5	0	4
Sampson	4-7	1-3	7-7	3	1	16	1	24
Rachal	3-4	0-0	0-0	5	3	6	0	27
Mays	3-5	1-2	0-2	6	1	7	2	31
Edwards	0-1	0-1	0-0	1	2	0	2	11
Graves	0-0	0-0	0-0	0	0	0	1	1
Sims	0-0	0-0	0-0	1	0	0	0	5
<b>TOTALS</b>	<b>28-54</b>	<b>11-23</b>	<b>11-16</b>	<b>33</b>	<b>11</b>	<b>78</b>	<b>17</b>	<b>200</b>

Halftime: LSU 37, MSU 32. FG%: MSU 41.1%, LSU 51.9%. 3FG%: MSU 26.1%, LSU 47.8%. FT%: MSU 71.4%, LSU 68.8%. Turnovers: MSU 13 (Peters, Q. W'spoon 3). LSU 11 (Reath 3). Blocked Shots: MSU 4 (Ado, Holman 2), LSU 1 (Reath 1). Steals: MSU 4 (Four players with 1), LSU 9 (Rachal 4). Officials: Pat Adams, Todd Austin, Rob Rorke. Attendance: 9,067.

**Game 32 — March 8, 2018**

**Mississippi State**  
**LSU**

Scottrade Arena • St. Louis, MO

**2017-18 Mississippi State Stats**  
**Mississippi State Combined Team Statistics (as of Mar 04, 2018)**  
**All games**

Overall record: 21-10 Conf: 9-9 Home: 18-2 Away: 2-8 Neutral: 1-0

#	Player	gp-gs	min	avg	Total		3-Point		F-Throw		Rebounds				pf	dq	a	to	blk	stl	pts	avg
					fg-fga	fg%	3fg-fga	3fg%	ft-fa	ft%	off	def	tot	avg								
11	Q Weatherspoon	31-31	969	31.3	162-327	.495	38-117	.325	94-125	.752	49	134	183	5.9	72	0	110	78	11	45	456	14.7
00	Nick Weatherspoon	31-31	883	28.5	129-275	.469	24-86	.279	63-88	.716	8	82	90	2.9	55	1	64	30	5	31	345	11.1
35	Aric Holman	31-30	701	22.6	120-207	.580	31-73	.425	60-83	.723	62	139	201	6.5	57	1	21	37	47	13	331	10.7
01	Lamar Peters	28-15	743	26.5	96-268	.358	33-141	.234	33-52	.635	9	57	66	2.4	58	2	113	73	7	43	258	9.2
23	Tyson Carter	31-16	714	23.0	94-230	.409	48-143	.336	34-41	.829	6	52	58	1.9	28	0	42	30	1	22	270	8.7
24	Abdul Ado	30-30	795	26.5	95-146	.651	0-0	.000	47-92	.511	83	112	195	6.5	82	2	11	65	59	26	237	7.9
03	Xavian Stapleton	26-1	507	19.5	60-159	.377	25-77	.325	20-25	.800	17	48	65	2.5	61	2	16	23	7	19	165	6.3
02	Eli Wright	28-0	409	14.6	37-90	.411	6-27	.222	14-21	.667	23	40	63	2.3	32	0	27	18	7	5	94	3.4
13	Nick Singleton	8-0	24	3.0	9-13	.692	4-7	.571	0-1	.000	2	3	5	0.6	0	0	1	2	0	0	22	2.8
45	E.J. Datcher	28-1	234	8.4	25-41	.610	0-0	.000	17-24	.708	17	34	51	1.8	45	1	4	12	8	3	67	2.4
22	KeyShawn Feazell	22-0	128	5.8	15-33	.455	1-8	.125	1-4	.250	8	24	32	1.5	12	0	1	9	2	2	32	1.5
34	Schnider Herard	11-0	88	8.0	4-15	.267	0-0	.000	3-7	.429	11	12	23	2.1	12	0	0	11	8	0	11	1.0
15	T.J. Gray	4-0	10	2.5	1-3	.333	1-3	.333	0-0	.000	0	0	0	0.0	3	0	0	1	0	0	3	0.8
12	Drew Davis	8-0	17	2.1	1-9	.111	0-4	.000	1-2	.500	0	2	2	0.3	1	0	2	2	0	0	3	0.4
05	Mitchell Storm	7-0	19	2.7	0-4	.000	0-2	.000	0-0	.000	2	4	6	0.9	1	0	0	1	0	0	0	0.0
10	Tate Clayton	4-0	9	2.3	0-0	.000	0-0	.000	0-0	.000	0	0	0	0.0	0	0	0	0	0	0	0	0.0
Team											35	53	88					12				
Total.....		31	6250		848-1820	.466	211-688	.307	387-565	.685	332	796	1128	36.4	519	9	412	404	162	209	2294	74.0
Opponents.....		31	6250		749-1792	.418	231-696	.332	372-538	.691	327	724	1051	33.9	517	-	361	429	96	160	2101	67.8

TEAM STATISTICS	MS	OPP	Date	Opponent	Score	Att.
SCORING	2294	2101	11-10-17	ALABAMA STATE	w 96-68	6811
Points per game	74.0	67.8	11-18-17	FLORIDA A&M	w 79-48	6132
Scoring margin	+6.2	-	11-20-17	GREEN BAY	w 77-68	6359
FIELD GOALS-ATT	848-1820	749-1792	11-22-17	STEPHEN F. AUSTIN	w 80-75	7687
Field goal pct	.466	.418	11-26-17	JACKSONVILLE STATE	w 59-56	6034
3 POINT FG-ATT	211-688	231-696	11-30-17	NORTH DAKOTA STATE	w 83-59	5831
3-point FG pct	.307	.332	12-03-17	DAYTON	w 61-59	7539
3-pt FG made per game	6.8	7.5	12-09-17	NORTH GEORGIA	w 95-62	6613
FREE THROWS-ATT	387-565	372-538	12-12-17	at Cincinnati	L 50-65	8128
Free throw pct	.685	.691	12-16-17	UT MARTIN	w 92-61	6709
F-Throws made per game	12.5	12.0	12-20-17	LITTLE ROCK	w 64-48	7156
REBOUNDS	1128	1051	12-23-17	vs Southern Miss	w 70-64	4028
Rebounds per game	36.4	33.9	12-30-17	NORTH FLORIDA	w 109-81	7764
Rebounding margin	+2.5	-	* 01-02-18	ARKANSAS	w 78-75	6324
ASSISTS	412	361	* 01-06-18	at Ole Miss	L 58-64	8664
Assists per game	13.3	11.6	* 01-10-18	at Florida	L 54-71	9917
TURNOVERS	404	429	* 01-13-18	AUBURN	L 68-76	8443
Turnovers per game	13.0	13.8	* 01-16-18	VANDERBILT	w 80-62	6633
Turnover margin	+0.8	-	* 01-20-18	at Alabama	L 62-68	15383
Assist/turnover ratio	1.0	0.8	* 01-23-18	at Kentucky	L 65-78	20609
STEALS	209	160	* 01-27-18	MISSOURI	w 74-62	7169
Steals per game	6.7	5.2	* 01-31-18	at South Carolina	w 81-76	11042
BLOCKS	162	96	* 02-03-18	GEORGIA	w 72-57	7775
Blocks per game	5.2	3.1	* 02-06-18	ALABAMA	w 67-63	7095
ATTENDANCE	142786	119105	* 02-10-18	at Mizzou	Lot 85-89	15061
Home games-Avg/Game	20-7139	10-11508	* 02-14-18	at Vanderbilt	L 80-81	8592
Neutral site-Avg/Game	-	1-4028	* 02-17-18	OLE MISS	w 79-62	9002
			* 02-20-18	at Texas A&M	w 93-81	8614
			* 02-24-18	SOUTH CAROLINA	Wot 72-68	8162
			* 02-27-18	TENNESSEE	L 54-76	7548
			* 03-03-18	at LSU	L 57-78	9067
Score by Periods	1st	2nd	OT	Totals		
Mississippi State	1072	1206	16	2294		
Opponents	966	1119	16	2101		

\* - Conference game

**2017-18 Mississippi State Stats**  
**Mississippi State Combined Team Statistics (as of Mar 04, 2018)**  
**Conference games only**

RECORD:	OVERALL	HOME	AWAY	NEUTRAL
ALL GAMES	9-9	7-2	2-7	0-0
CONFERENCE	9-9	7-2	2-7	0-0
NON-CONFERENCE	0-0	0-0	0-0	0-0

##	Player	gp-gs	min	avg	Total	3-Point	F-Throw	Rebounds			pf	dq	a	to	blk	stl	pts	avg
					fg-fga	fg%	3fg-fga	3fg%	ft-fga	ft%	off	def	tot	avg				
11	Q Weatherspoon	18-18	590	32.8	96-203	.473	25-74	.338	54-71	.761	33	72	105	5.8	44	0	50	15.1
00	Nick Weatherspoon	18-18	514	28.6	79-172	.459	10-50	.200	38-52	.731	5	45	50	2.8	37	1	33	11.4
01	Lamar Peters	18-12	519	28.8	70-180	.389	24-86	.279	22-34	.647	7	35	42	2.3	42	2	76	10.3
24	Abdul Ado	18-18	500	27.8	65-98	.663	0-0	.000	31-59	.525	54	58	112	6.2	55	1	6	8.9
35	Aric Holman	18-18	419	23.3	57-113	.504	13-43	.302	34-42	.810	24	82	106	5.9	39	1	13	8.9
23	Tyson Carter	18-6	379	21.1	42-118	.356	25-74	.338	14-19	.737	2	27	29	1.6	20	0	16	6.8
03	Xavian Stapleton	16-0	342	21.4	34-98	.347	16-49	.327	16-21	.762	10	36	46	2.9	41	2	10	6.3
02	Eli Wright	18-0	212	11.8	19-39	.487	3-7	.429	9-11	.818	8	20	28	1.6	19	0	15	2.8
45	E.J. Datcher	17-0	121	7.1	9-18	.500	0-0	.000	1-6	.167	12	12	24	1.4	26	0	1	1.1
22	KeyShawn Feazell	12-0	49	4.1	1-8	.125	0-4	.000	0-0	.000	3	7	10	0.8	4	0	0	0.2
13	Nick Singleton	1-0	1	1.0	0-0	.000	0-0	.000	0-0	.000	0	0	0	0.0	0	0	0	0.0
10	Tate Clayton	1-0	1	1.0	0-0	.000	0-0	.000	0-0	.000	0	0	0	0.0	0	0	0	0.0
12	Drew Davis	2-0	2	1.0	0-0	.000	0-0	.000	0-0	.000	0	0	0	0.0	0	0	0	0.0
15	T.J. Gray	1-0	1	1.0	0-0	.000	0-0	.000	0-0	.000	0	0	0	0.0	0	0	0	0.0
Team											23	34	57	9				
Total.....		18	3650		472-1047	.451	116-387	.300	219-315	.695	181	428	609	33.8	327	7	220	1279
Opponents.....		18	3650		452-1016	.445	128-371	.345	255-362	.704	182	434	616	34.2	299	-	221	1287

TEAM STATISTICS	MS	OPP	Date	Opponent	Score	Att.
SCORING	1279	1287	* 01-02-18	ARKANSAS	W 78-75	6324
Points per game	71.1	71.5	* 01-06-18	at Ole Miss	L 58-64	8664
Scoring margin	-0.4	-	* 01-10-18	at Florida	L 54-71	9917
FIELD GOALS-ATT	472-1047	452-1016	* 01-13-18	AUBURN	L 68-76	8443
Field goal pct	.451	.445	* 01-16-18	VANDERBILT	W 80-62	6633
3 POINT FG-ATT	116-387	128-371	* 01-20-18	at Alabama	L 62-68	15383
3-point FG pct	.300	.345	* 01-23-18	at Kentucky	L 65-78	20609
3-pt FG made per game	6.4	7.1	* 01-27-18	MISSOURI	W 74-62	7169
FREE THROWS-ATT	219-315	255-362	* 01-31-18	at South Carolina	W 81-76	11042
Free throw pct	.695	.704	* 02-03-18	GEORGIA	W 72-57	7775
F-Throws made per game	12.2	14.2	* 02-06-18	ALABAMA	W 67-63	7095
REBOUNDS	609	616	* 02-10-18	at Mizzou	Lot 85-89	15061
Rebounds per game	33.8	34.2	* 02-14-18	at Vanderbilt	L 80-81	8592
Rebounding margin	-0.4	-	* 02-17-18	OLE MISS	W 79-62	9002
ASSISTS	220	221	* 02-20-18	at Texas A&M	W 93-81	8614
Assists per game	12.2	12.3	* 02-24-18	SOUTH CAROLINA	Wot 72-68	8162
TURNOVERS	212	219	* 02-27-18	TENNESSEE	L 54-76	7548
Turnovers per game	11.8	12.2	* 03-03-18	at LSU	L 57-78	9067
Turnover margin	+0.4	-	* - Conference game			
Assist/turnover ratio	1.0	1.0				
STEALS	114	88				
Steals per game	6.3	4.9				
BLOCKS	84	69				
Blocks per game	4.7	3.8				
ATTENDANCE	68151	106949				
Home games-Avg/Game	9-7572	9-11883				
Neutral site-Avg/Game	-	0-0				

Score by Periods	1st	2nd	OT	Totals
Mississippi State	599	664	16	1279
Opponents	586	685	16	1287



**2017-18 Mississippi State Stats**  
**Mississippi State Game-by-Game Highs (as of Mar 04, 2018)**  
**All games**

Opponent	Date	Score	Points	Rebounds	Assists	Steals	Blocked shots
ALABAMA STATE	11-10-17	96-68	18-Aric Holman	11-Aric Holman	7-Lamar Peters	2-Xavian Stapleton Q Weatherspoon	2-Lamar Peters
FLORIDA A&M	11-18-17	79-48	12-Abdul Ado Nick Weatherspoon Lamar Peters Q Weatherspoon	7-Abdul Ado	5-Nick Weatherspoon Lamar Peters	4-Lamar Peters	6-Schnider Herard
GREEN BAY	11-20-17	77-68	18-Lamar Peters	11-Abdul Ado	4-Q Weatherspoon Nick Weatherspoon	3-Lamar Peters	3-E.J. Datcher
STEPHEN F. AUSTIN	11-22-17	80-75	25-Tyson Carter	7-Aric Holman Q Weatherspoon	6-Q Weatherspoon	2-Q Weatherspoon	5-Abdul Ado
JACKSONVILLE STATE	11-26-17	59-56	13-Q Weatherspoon	8-Abdul Ado	4-Q Weatherspoon	1-Tyson Carter Abdul Ado	3-Abdul Ado
NORTH DAKOTA STATE	11-30-17	83-59	35-Tyson Carter	9-Aric Holman	10-Q Weatherspoon	3-Xavian Stapleton	1-Xavian Stapleton
DAYTON	12-03-17	61-59	20-Tyson Carter	10-Q Weatherspoon	6-Q Weatherspoon	3-Nick Weatherspoon Tyson Carter Q Weatherspoon	2-Q Weatherspoon Aric Holman
NORTH GEORGIA	12-09-17	95-62	22-Q Weatherspoon	7-Lamar Peters	6-Lamar Peters	2-Nick Weatherspoon Q Weatherspoon	4-Abdul Ado
at Cincinnati	12-12-17	50-65	18-Aric Holman	10-Aric Holman	3-Q Weatherspoon	4-Abdul Ado	3-Abdul Ado
UT MARTIN	12-16-17	92-61	21-Aric Holman Q Weatherspoon	12-Aric Holman Abdul Ado	7-Q Weatherspoon Tyson Carter	4-Q Weatherspoon	3-Abdul Ado
LITTLE ROCK	12-20-17	64-48	21-Q Weatherspoon	13-Abdul Ado	4-Lamar Peters	2-Q Weatherspoon Lamar Peters Abdul Ado Xavian Stapleton	3-Abdul Ado
vs Southern Miss	12-23-17	70-64	12-Xavian Stapleton	6-Aric Holman	4-Q Weatherspoon	1-Nick Weatherspoon Abdul Ado Q Weatherspoon	1-Aric Holman Xavian Stapleton Lamar Peters Eli Wright
NORTH FLORIDA	12-30-17	109-81	23-Aric Holman	9-Abdul Ado	6-Q Weatherspoon	2-Xavian Stapleton	2-Abdul Ado
ARKANSAS	01-02-18	78-75	22-Q Weatherspoon Nick Weatherspoon	9-Abdul Ado	3-Lamar Peters	3-Q Weatherspoon	4-Abdul Ado
at Ole Miss	01-06-18	58-64	9-Aric Holman Nick Weatherspoon	9-Xavian Stapleton	3-Lamar Peters Q Weatherspoon Aric Holman	1-Xavian Stapleton E.J. Datcher Abdul Ado Lamar Peters	2-Aric Holman
at Florida	01-10-18	54-71	16-Q Weatherspoon	10-Abdul Ado	3-Q Weatherspoon Nick Weatherspoon	2-Q Weatherspoon	1-Eli Wright Abdul Ado
AUBURN	01-13-18	68-76	14-Q Weatherspoon	11-Abdul Ado	3-Nick Weatherspoon Q Weatherspoon	2-Abdul Ado	2-Aric Holman Abdul Ado
VANDERBILT	01-16-18	80-62	19-Q Weatherspoon	14-Aric Holman	5-Lamar Peters	3-Lamar Peters	2-Aric Holman
at Alabama	01-20-18	62-68	17-Lamar Peters	10-Aric Holman	2-Q Weatherspoon Lamar Peters	3-Lamar Peters	1-Abdul Ado
at Kentucky	01-23-18	65-78	19-Q Weatherspoon	9-Q Weatherspoon	6-Q Weatherspoon	2-Tyson Carter	3-Aric Holman
MISSOURI	01-27-18	74-62	20-Q Weatherspoon	7-Abdul Ado	9-Lamar Peters	3-Q Weatherspoon	3-Xavian Stapleton
at South Carolina	01-31-18	81-76	18-Q Weatherspoon	9-Abdul Ado	3-Q Weatherspoon Lamar Peters Nick Weatherspoon	3-Tyson Carter	4-Abdul Ado
GEORGIA	02-03-18	72-57	20-Lamar Peters	8-Q Weatherspoon Aric Holman	2-Lamar Peters	4-Lamar Peters	2-Abdul Ado
ALABAMA	02-06-18	67-63	18-Nick Weatherspoon	7-Aric Holman	4-Lamar Peters	2-Q Weatherspoon	3-Abdul Ado Aric Holman
at Mizzou	02-10-18	85-89	22-Lamar Peters	8-Aric Holman	7-Lamar Peters	4-Lamar Peters	1-Abdul Ado

2017-18 Mississippi State Stats  
Mississippi State Game-by-Game Highs (as of Mar 04, 2018)  
All games

Opponent	Date	Score	Points	Rebounds	Assists	Steals	Blocked shots
							Q Weatherspoon
							Aric Holman
at Vanderbilt	02-14-18	80-81	18-Xavian Stapleton	7-Abdul Ado	8-Lamar Peters	2-Abdul Ado	3-Aric Holman
OLE MISS	02-17-18	79-62	16-Q Weatherspoon	10-Q Weatherspoon	7-Lamar Peters	3-Lamar Peters	2-Aric Holman
at Texas A&M	02-20-18	93-81	19-Abdul Ado	9-Abdul Ado	7-Lamar Peters	2-Nick Weatherspoon	2-Abdul Ado
							Aric Holman
SOUTH CAROLINA	02-24-18	72-68	19-Lamar Peters	7-Aric Holman	5-Lamar Peters	4-Q Weatherspoon	3-Aric Holman
				Q Weatherspoon		Lamar Peters	Abdul Ado
TENNESSEE	02-27-18	54-76	17-Q Weatherspoon	6-Q Weatherspoon	2-Q Weatherspoon	2-Nick Weatherspoon	1-Eli Wright
					Lamar Peters	Abdul Ado	Aric Holman
							Abdul Ado
at LSU	03-03-18	57-78	15-Lamar Peters	7-Aric Holman	3-Nick Weatherspoon	1-Lamar Peters	2-Abdul Ado
						Q Weatherspoon	Aric Holman
						Eli Wright	
						Xavian Stapleton	

**2017-18 Mississippi State Stats**  
**Mississippi State Category Leaders (as of Mar 04, 2018)**  
**All games**

<b>Points</b>	<b>G</b>	<b>Pts</b>	<b>Pts/G</b>
Q Weatherspoon	31	456	14.7
Nick Weatherspoon	31	345	11.1
Aric Holman	31	331	10.7
Tyson Carter	31	270	8.7
Lamar Peters	28	258	9.2
Abdul Ado	30	237	7.9
Xavian Stapleton	26	165	6.3
Eli Wright	28	94	3.4
E.J. Datcher	28	67	2.4
KeyShawn Feazell	22	32	1.5
Nick Singleton	8	22	2.8
Schnider Herard	11	11	1.0

<b>FG Percentage</b>	<b>FG</b>	<b>Att</b>	<b>Pct</b>
Nick Singleton	9	13	.692
Abdul Ado	95	146	.651
E.J. Datcher	25	41	.610
Aric Holman	120	207	.580
Q Weatherspoon	162	327	.495
Nick Weatherspoon	129	275	.469
KeyShawn Feazell	15	33	.455
Eli Wright	37	90	.411
Tyson Carter	94	230	.409
Xavian Stapleton	60	159	.377
Lamar Peters	96	268	.358
T.J. Gray	1	3	.333

<b>3-Point Percentage</b>	<b>3FG</b>	<b>Att</b>	<b>Pct</b>
Nick Singleton	4	7	.571
Aric Holman	31	73	.425
Tyson Carter	48	143	.336
T.J. Gray	1	3	.333
Q Weatherspoon	38	117	.325
Xavian Stapleton	25	77	.325
Nick Weatherspoon	24	86	.279
Lamar Peters	33	141	.234
Eli Wright	6	27	.222
KeyShawn Feazell	1	8	.125
Drew Davis	0	4	.000
Mitchell Storm	0	2	.000

<b>Free Throw Percent</b>	<b>FG</b>	<b>Att</b>	<b>Pct</b>
Tyson Carter	34	41	.829
Xavian Stapleton	20	25	.800
Q Weatherspoon	94	125	.752
Aric Holman	60	83	.723
Nick Weatherspoon	63	88	.716
E.J. Datcher	17	24	.708
Eli Wright	14	21	.667
Lamar Peters	33	52	.635
Abdul Ado	47	92	.511
Drew Davis	1	2	.500
Schnider Herard	3	7	.429
KeyShawn Feazell	1	4	.250

<b>Scoring Average</b>	<b>G</b>	<b>Pts</b>	<b>Avg/G</b>
Q Weatherspoon	31	456	14.7
Nick Weatherspoon	31	345	11.1
Aric Holman	31	331	10.7
Lamar Peters	28	258	9.2
Tyson Carter	31	270	8.7
Abdul Ado	30	237	7.9
Xavian Stapleton	26	165	6.3
Eli Wright	28	94	3.4
Nick Singleton	8	22	2.8
E.J. Datcher	28	67	2.4
KeyShawn Feazell	22	32	1.5
Schnider Herard	11	11	1.0

<b>Field Goal Attempts</b>	<b>G</b>	<b>Att</b>	<b>Att/G</b>
Q Weatherspoon	31	327	10.5
Nick Weatherspoon	31	275	8.9
Lamar Peters	28	268	9.6
Tyson Carter	31	230	7.4
Aric Holman	31	207	6.7

<b>Field Goals Made</b>	<b>G</b>	<b>Made</b>	<b>Made/G</b>
Q Weatherspoon	31	162	5.2
Nick Weatherspoon	31	129	4.2
Aric Holman	31	120	3.9
Lamar Peters	28	96	3.4
Abdul Ado	30	95	3.2

<b>3-Point FG Attempts</b>	<b>G</b>	<b>Att</b>	<b>Att/G</b>
Tyson Carter	31	143	4.6
Lamar Peters	28	141	5.0
Q Weatherspoon	31	117	3.8
Nick Weatherspoon	31	86	2.8
Xavian Stapleton	26	77	3.0

<b>3-Point FG Made</b>	<b>G</b>	<b>Made</b>	<b>Made/G</b>
Tyson Carter	31	48	1.5
Q Weatherspoon	31	38	1.2
Lamar Peters	28	33	1.2
Aric Holman	31	31	1.0
Xavian Stapleton	26	25	1.0

<b>Free Throw Attempts</b>	<b>G</b>	<b>Att</b>	<b>Att/G</b>
Q Weatherspoon	31	125	4.0
Abdul Ado	30	92	3.1
Nick Weatherspoon	31	88	2.8
Aric Holman	31	83	2.7
Lamar Peters	28	52	1.9

<b>Free Throws Made</b>	<b>G</b>	<b>Made</b>	<b>Made/G</b>
Q Weatherspoon	31	94	3.0
Nick Weatherspoon	31	63	2.0
Aric Holman	31	60	1.9
Abdul Ado	30	47	1.6
Tyson Carter	31	34	1.1

**2017-18 Mississippi State Stats**  
**Mississippi State Category Leaders (as of Mar 04, 2018)**  
**All games**

<b>Rebounds</b>	<b>G</b>	<b>Reb</b>	<b>Reb/G</b>
Aric Holman	31	201	6.5
Abdul Ado	30	195	6.5
Q Weatherspoon	31	183	5.9
Nick Weatherspoon	31	90	2.9
Lamar Peters	28	66	2.4

<b>Rebound Average</b>	<b>G</b>	<b>Reb</b>	<b>Avg/G</b>
Abdul Ado	30	195	6.5
Aric Holman	31	201	6.5
Q Weatherspoon	31	183	5.9
Nick Weatherspoon	31	90	2.9
Xavian Stapleton	26	65	2.5

<b>Offensive Rebounds</b>	<b>G</b>	<b>No.</b>	<b>Avg/G</b>
Abdul Ado	30	83	2.8
Aric Holman	31	62	2.0
Q Weatherspoon	31	49	1.6
Eli Wright	28	23	0.8
Xavian Stapleton	26	17	0.7
E.J. Datcher	28	17	0.6

<b>Defensive Rebounds</b>	<b>G</b>	<b>No.</b>	<b>Avg/G</b>
Aric Holman	31	139	4.5
Q Weatherspoon	31	134	4.3
Abdul Ado	30	112	3.7
Nick Weatherspoon	31	82	2.6
Lamar Peters	28	57	2.0

<b>Fouls</b>	<b>G</b>	<b>No.</b>	<b>Per/G</b>
Abdul Ado	30	82	2.7
Q Weatherspoon	31	72	2.3
Xavian Stapleton	26	61	2.3
Lamar Peters	28	58	2.1
Aric Holman	31	57	1.8

<b>Foulouts</b>	<b>G</b>	<b>No.</b>
Lamar Peters	28	2
Abdul Ado	30	2
Xavian Stapleton	26	2
Nick Weatherspoon	31	1
E.J. Datcher	28	1
Aric Holman	31	1

<b>Assists</b>	<b>G</b>	<b>No.</b>	<b>Ast/G</b>
Lamar Peters	28	113	4.0
Q Weatherspoon	31	110	3.5
Nick Weatherspoon	31	64	2.1
Tyson Carter	31	42	1.4
Eli Wright	28	27	1.0

<b>Steals</b>	<b>G</b>	<b>No.</b>	<b>Stl/G</b>
Q Weatherspoon	31	45	1.5
Lamar Peters	28	43	1.5
Nick Weatherspoon	31	31	1.0
Abdul Ado	30	26	0.9
Tyson Carter	31	22	0.7

<b>Blocked Shots</b>	<b>G</b>	<b>No.</b>	<b>Blk/G</b>
Abdul Ado	30	59	2.0
Aric Holman	31	47	1.5
Q Weatherspoon	31	11	0.4
Schnider Herard	11	8	0.7
E.J. Datcher	28	8	0.3

<b>Minutes</b>	<b>G</b>	<b>No.</b>	<b>Min/G</b>
Q Weatherspoon	31	969	31.3
Nick Weatherspoon	31	883	28.5
Abdul Ado	30	795	26.5
Lamar Peters	28	743	26.5
Tyson Carter	31	714	23.0

<b>Turnovers</b>	<b>G</b>	<b>No.</b>	<b>TO/G</b>
Q Weatherspoon	31	78	2.5
Lamar Peters	28	73	2.6
Abdul Ado	30	65	2.2
Aric Holman	31	37	1.2
Nick Weatherspoon	31	30	1.0
Tyson Carter	31	30	1.0





**2017-18 Mississippi State Stats**  
**Mississippi State Team Game-by-Game Comparison (as of Mar 04, 2018)**  
**All games**

Opponent	1st	2nd	Score	Mar	Total FG	FG Pct	3-Pointers	3FG Pct	Free Throws	FT Pct	Rebounds	Assist	T/Over	Block	Steal	Fouls
ALABAMA STATE	58/31	38/37	96-68	+28	31-64/25-67	.484/.373	7-20/7-26	.350/.269	27-35/11-22	.771/.500	47/41 +6	16/8	14/17	4/1	7/6	19/26
FLORIDA A&M	28/17	51/31	79-48	+31	33-62/18-64	.532/.281	7-24/5-19	.292/.263	6-9/7-12	.667/.583	37/42 (5)	19/6	17/24	13/2	9/4	11/11
GREEN BAY	40/32	37/36	77-68	+9	29-63/21-54	.460/.389	3-23/9-24	.130/.375	16-21/17-24	.762/.708	39/36 +3	13/12	14/19	6/0	6/5	19/19
STEPHEN F. AUSTIN	32/40	48/35	80-75	+5	24-43/25-67	.558/.373	6-18/9-27	.333/.333	26-35/16-18	.743/.889	35/31 +4	14/7	19/12	10/2	4/8	15/27
JACKSONVILLE STATE	25/29	34/27	59-56	+3	25-56/22-57	.446/.386	4-18/6-19	.222/.316	5-13/6-6	.385/1000	37/36 +1	9/10	12/10	5/2	2/3	11/13
NORTH DAKOTA STATE	29/24	54/35	83-59	+24	31-60/22-57	.517/.386	10-23/10-35	.435/.286	11-17/5-8	.647/.625	41/28 +13	15/13	12/14	1/0	8/3	13/14
DAYTON	35/20	26/39	61-59	+2	24-50/21-46	.480/.457	9-28/8-25	.321/.320	4-7/9-16	.571/.563	27/30 (3)	12/8	24/26	5/2	13/14	18/13
NORTH GEORGIA	53/26	42/36	95-62	+33	37-74/27-71	.500/.380	13-30/8-27	.433/.296	8-8/0-5	1000/.000	44/39 +5	14/11	10/16	9/3	8/5	10/8
Cincinnati	25/35	25/30	50-65	(15)	19-63/22-54	.302/.407	6-21/7-20	.286/.350	6-8/14-16	.750/.875	38/37 +1	9/18	16/14	4/11	9/5	16/11
UT MARTIN	39/33	53/28	92-61	+31	34-67/24-65	.507/.369	11-33/9-28	.333/.321	13-21/4-6	.619/.667	53/29 +24	21/13	12/14	5/0	8/4	10/21
LITTLE ROCK	26/23	38/25	64-48	+16	22-56/20-54	.393/.370	5-25/4-20	.200/.200	15-27/4-10	.556/.400	40/35 +5	11/7	12/21	7/0	11/5	15/21
Southern Miss	36/27	34/37	70-64	+6	23-44/23-57	.523/.404	7-20/9-26	.350/.346	17-29/9-14	.586/.643	35/30 +5	15/15	16/9	4/1	3/6	14/21
NORTH FLORIDA	47/43	62/38	109-81	+28	44-71/27-63	.620/.429	7-18/12-29	.389/.414	14-20/15-19	.700/.789	46/21 +25	24/12	14/14	5/3	7/4	21/13
ARKANSAS	32/28	46/47	78-75	+3	25-59/32-62	.424/.516	4-21/6-15	.190/.400	24-40/5-12	.600/.417	39/39 -	9/17	7/13	8/3	8/3	11/26
Ole Miss	34/28	24/36	58-64	(6)	22-63/21-62	.349/.339	5-23/7-28	.217/.250	9-17/15-22	.529/.682	45/41 +4	13/10	14/7	4/5	4/6	21/14
Florida	28/33	26/38	54-71	(17)	22-55/25-58	.400/.431	5-16/9-23	.313/.391	5-7/12-16	.714/.750	31/38 (7)	9/13	16/15	2/4	5/7	17/11
AUBURN	35/24	33/52	68-76	(8)	24-59/21-60	.407/.350	5-23/9-21	.217/.429	15-22/25-32	.682/.781	42/39 +3	10/8	12/7	8/3	3/7	24/19
VANDERBILT	37/25	43/37	80-62	+18	31-64/26-53	.484/.491	8-20/4-20	.400/.200	10-15/6-9	.667/.667	37/29 +8	20/14	4/10	5/3	8/2	11/15
Alabama	22/41	40/27	62-68	(6)	21-56/25-60	.375/.417	7-23/5-16	.304/.313	13-16/13-23	.813/.565	38/40 (2)	5/16	16/11	1/6	7/7	20/17
Kentucky	36/38	29/40	65-78	(13)	26-67/25-58	.388/.431	5-29/5-14	.172/.357	8-10/23-30	.800/.767	31/41 (10)	16/11	11/11	4/5	5/7	23/13
MISSOURI	31/31	43/31	74-62	+12	29-53/26-57	.547/.456	6-16/6-22	.375/.273	10-14/4-8	.714/.500	27/34 (7)	17/11	15/19	7/3	10/4	11/20
South Carolina	37/36	44/40	81-76	+5	30-58/24-60	.517/.400	7-19/7-24	.368/.292	14-15/21-27	.933/.778	32/33 (1)	12/13	14/13	6/2	7/5	24/14
GEORGIA	37/21	35/36	72-57	+15	27-53/20-49	.509/.408	5-22/9-21	.227/.429	13-16/8-14	.813/.571	37/20 +17	7/12	12/12	2/4	8/1	17/16
ALABAMA	30/28	37/35	67-63	+4	24-52/18-49	.462/.367	2-19/3-22	.105/.136	17-28/24-30	.607/.800	36/29 +7	10/4	10/13	7/5	4/4	22/23
Mizzou	33/42	46/37	85-89	(4)	31-69/27-56	.449/.482	11-31/12-26	.355/.462	12-18/23-28	.667/.821	35/33 +2	12/15	11/12	3/3	8/6	26/18
Vanderbilt	31/40	49/41	80-81	(1)	31-53/28-56	.585/.500	10-17/14-27	.588/.519	8-11/11-17	.727/.647	23/31 (8)	18/16	10/10	5/5	4/5	14/13
OLE MISS	44/23	35/39	79-62	+17	31-55/23-56	.564/.411	12-23/7-23	.522/.304	5-11/9-11	.455/.818	30/31 (1)	17/9	11/14	4/2	6/4	16/14
Texas A&M	41/39	52/42	93-81	+12	31-68/30-59	.456/.508	8-22/5-17	.364/.294	23-29/16-28	.793/.571	44/31 +13	19/13	9/9	4/8	4/1	19/18
SOUTH CAROLINA	25/32	37/30	72-68	+4	24-56/26-59	.429/.441	6-20/5-18	.300/.278	18-23/11-16	.783/.688	30/40 (10)	14/8	14/21	7/5	13/6	12/21
TENNESSEE	34/40	20/36	54-76	(22)	20-51/27-48	.392/.563	4-20/4-11	.200/.364	10-16/18-23	.625/.783	24/34 (10)	6/14	13/11	3/2	6/4	19/16
LSU	32/37	25/41	57-78	(21)	23-56/28-54	.411/.519	6-23/11-23	.261/.478	5-7/11-16	.714/.688	28/33 (5)	6/17	13/11	4/1	4/9	20/11

Note: Game totals are displayed in the format TEAM/OPPONENT for each category

## 2017-18 MISSISSIPPI STATE PLAYER BREAKDOWN

0		<b>Nick Weatherspoon</b> Fr   G   6-2   195   Canton, MS	<b>MIN</b> 28.5	<b>PTS</b> 11.1	<b>RBS</b> 2.9	<b>AST</b> 2.1	<b>FG%</b> .469	<b>3FG%</b> .279	<b>FT%</b> .716	<b>Notes:</b> Made collegiate debut against Alabama State and has started all 31 games. Scored in double-digits 23 times, with career-best 22 coming against Arkansas. 9 points at Ole Miss. 7 points, 3 assists at Florida. 10 points, 3 assists vs. Auburn. 2 points, 4 assists vs. Vanderbilt. 7 points at Alabama. 10 points, 4 rebounds at Kentucky. 12 points, 3 assists vs. Missouri. 17 points, 3 assists, 2 steals at USC. 14 points, 4 rebounds vs. Georgia. 18 points vs. Alabama. 10 points at Vanderbilt. 15 points, 2 assists vs. Ole Miss. 6 points, 6 rebounds, 4 assists at Texas A&M. 10 points vs. USC. 11 points vs Tennessee and LSU. Named SEC Freshman of the Week on Feb. 5.
1		<b>Lamar Peters</b> So   G   6-0   185   New Orleans, LA	<b>MIN</b> 26.5	<b>PTS</b> 9.2	<b>RBS</b> 2.4	<b>AST</b> 4.0	<b>FG%</b> .358	<b>3FG%</b> .234	<b>FT%</b> .635	<b>Notes:</b> Suspended three games for violation of team rules. Has started 15 games. 18 points against Green Bay. Scored in double-digits 12 times. 17 points at Alabama. 9 points, 5 assists at Kentucky. Career-high 9 assists vs. Missouri. 20 points, 4 steals vs. Georgia. 6 points vs. Alabama. Season-high 22 points at Mizzou, with 7 assists, 4 steals. 8 assists at Vanderbilt. 8 points, 7 assists and 3 steals vs. Ole Miss. 15 points, 7 rebounds, 7 assists at Texas A&M. 19 points, 4 steals, 5 assists vs. USC. 7 points vs. Tennessee. 15 points at LSU. 5th in SEC in steals, 5th in assists. Named SEC Player of the Week on Feb. 26.
2		<b>Eli Wright</b> So   G   6-4   190   Owensboro, KY	<b>MIN</b> 14.6	<b>PTS</b> 3.4	<b>RBS</b> 2.3	<b>AST</b> 1.0	<b>FG%</b> .411	<b>3FG%</b> .222	<b>FT%</b> .667	<b>Notes:</b> Suspended for three games. Season-high 12 points against Alabama State. Career-high 4 assists vs. North Florida. Career-high 8 rebounds at Ole Miss. 5 points, 4 rebounds at Florida. 5 points, 2 assists vs. Vanderbilt. 4 points at Kentucky. 4 points vs. Missouri. 5 points at USC. 3 points at Missouri. 2 points, 2 assists at Vanderbilt. Did not score vs. Ole Miss. 3 points at Texas A&M. 8 points vs. USC. 2 points, 1 block vs. Tennessee. 2 points at LSU.
3		<b>Xavian Stapleton</b> Jr   G   6-6   210   Flora, MS	<b>MIN</b> 19.5	<b>PTS</b> 6.3	<b>RBS</b> 2.5	<b>STL</b> 0.7	<b>FG%</b> .377	<b>3FG%</b> .325	<b>FT%</b> .800	<b>Notes:</b> Appeared in 10 non-conference games and missed three due to a left knee sprain suffered in opener against Alabama State. Career-high 16 points vs. North Florida. Had 12 points vs. Southern Miss, including back-to-back 3s to turn a 54-50 deficit into a 56-54 lead, one MSU never relinquished. Season-high 9 rebounds at Ole Miss. 8 points vs. Vanderbilt. Suspended for Florida and Alabama games. Career-high 18 points at Vanderbilt with 5 made 3s. 10 points, vs. Ole Miss. 8 points, 3 rebounds at Texas A&M. 4 points, 5 rebounds vs. USC. 2 points at LSU.
11		<b>Quinndary Weatherspoon</b> Jr   G   6-4   205   Canton, MS	<b>MIN</b> 31.3	<b>PTS</b> 14.7	<b>RBS</b> 5.9	<b>AST</b> 3.5	<b>FG%</b> .495	<b>3FG%</b> .325	<b>FT%</b> .752	<b>Notes:</b> Started all 31 games and scored in double-digits 26 times. Totaled 20-plus points six times (all wins). Game-winning shots against Dayton and Jacksonville St. Against Little Rock, scored 21 points to reach 1,000 for a career. 22 points vs. Arkansas. 14 points, 8 rebounds vs. Georgia. 13 points vs. Alabama. 13 points, 7 rebounds, 3 steals at Missouri. 9 points, 3 at Vanderbilt. 16 points, 10 rebounds vs. Ole Miss. 17 points, 5 assists at Texas A&M. 13 points, 7 rebounds, 4 assists and 4 steals vs. USC. 17 points vs. Tennessee. 12 points at LSU. 14th in SEC in scoring, 6th in steals, 9th in assists, 3rd in FG%, 13th in minutes played and 17th in rebounds.
22		<b>KeyShawn Feazell</b> Fr   F   6-8   230   New Hebron, MS	<b>MIN</b> 5.8	<b>PTS</b> 1.5	<b>RBS</b> 1.5	<b>STL</b> 0.1	<b>FG%</b> .455	<b>3FG%</b> .125	<b>FT%</b> .250	<b>Notes:</b> Appeared in 10 non-conference games. Scored 2 points and grabbed 5 rebounds in collegiate debut against Florida A&M. Season-high 11 points against North Georgia. 4 rebounds at Florida. Scored first SEC points vs. Ole Miss. Played in 12 SEC games.
23		<b>Tyson Carter</b> So   G   6-4   165   Starkville, MS	<b>MIN</b> 23.0	<b>PTS</b> 8.7	<b>RBS</b> 1.9	<b>AST</b> 1.4	<b>FG%</b> .409	<b>3FG%</b> .336	<b>FT%</b> .829	<b>Notes:</b> Started 16 games. Scored in double-digits 11 times, five times in SEC play. Named SEC POW after a career-high 35 points against North Dakota State and 20 versus Dayton. Had 25 points against Stephen F. Austin. 7 points, 4 rebounds vs. Arkansas. 5 points at Ole Miss. 2 points at Florida. 7 points, 3 rebounds vs. Auburn. 9 points vs. Vanderbilt. 10 points, 2 steals vs. Missouri. 8 points, 3 steals at USC. 7 points vs. Alabama. 12 points at Vanderbilt. 15 points vs. Ole Miss. 10 points at Texas A&M. 13 points vs. USC. 2 points vs. Tennessee. 3 points at LSU.
24		<b>Abdul Ado</b> Fr   F   6-11   250   Lagos, Nigeria	<b>MIN</b> 26.5	<b>PTS</b> 7.9	<b>RBS</b> 6.5	<b>BLK</b> 2.0	<b>FG%</b> .651	<b>3FG%</b> ---	<b>FT%</b> .511	<b>Notes:</b> Missed opener with a quad injury. In debut, had 12 points, 7 rebounds and 3 blocked shots vs. Florida A&M. First double-double against Green Bay with 12 points and 11 rebounds. After having 13 vs. Little Rock. 12 points, 10 rebounds at Florida. 10 points, 11 rebounds for third-double vs. Auburn. 12 points, 7 rebounds vs. Missouri. 16 points, 9 rebounds, 4 blocks at USC. 3 blocks vs. Alabama. 11 points, 7 rebounds at Mizzou. 15 points, 7 rebounds at Vanderbilt. 6 points vs. Ole Miss. Career-high 19 points, 7 rebounds at TAMU. 2 points vs. USC. 3 vs. Tennessee. 6 points, 5 rebounds at LSU. 6th in SEC in blocks, 10th in rebounds. Team-high 59 blocks.
35		<b>Aric Holman</b> Jr   F   6-10   225   Owensboro, KY	<b>MIN</b> 22.6	<b>PTS</b> 10.7	<b>RBS</b> 6.5	<b>BLK</b> 1.5	<b>FG%</b> .580	<b>3FG%</b> .425	<b>FT%</b> .723	<b>Notes:</b> Started 30 games. Five double-doubles — Alabama State, Cincinnati, UT Martin Vanderbilt and Alabama. Career-high 23 points vs. North Florida. Scored in double-digits 19 times. 11 points, 10 rebounds at Alabama. 6 points, 6 rebounds at Kentucky. 9 points, 3 rebounds vs. Missouri. 2 blocks at USC. 12 points, 8 rebounds vs. UGA. 3 blocks vs. Alabama. 14 points, 8 rebounds vs. Mizzou. 11 points, 3 blocks at Vanderbilt. 2 blocks, 4 points vs. Ole Miss. 13 points, 5 rebounds, 2 blocks at Texas A&M. 7th at MSU with 119 blocks. 3 points, 3 blocks, 7 rebounds vs. USC. 6 points, 7 rebounds at LSU. 10 points vs. UT. 10th in SEC in rebounds and 9th in blocks.
45		<b>E.J. Datcher</b> So   C   6-10   240   Harpersville, AL	<b>MIN</b> 8.4	<b>PTS</b> 2.4	<b>RBS</b> 1.8	<b>BLK</b> 0.3	<b>FG%</b> .610	<b>3FG%</b> ---	<b>FT%</b> .708	<b>Notes:</b> One start came in season opener. Missed two games with a foot injury. Career-high 11 points against Alabama State and was 9-9 at the foul line. At one stretch, made 14-straight free throws. 1 rebound, 1 block vs. Arkansas. 4 points, 2 rebounds at Ole Miss. 2 points, 2 rebounds at Florida. 2 points vs. Auburn. Had an SEC-high 5 rebounds at Alabama. 1 rebound, 1 block vs. Missouri. 3 rebounds vs. UGA. After not scoring in six games, had 4 points vs. Ole Miss to go along with his 3 rebounds. 2 points, 1 rebound at Texas A&M. 2 points vs. Tennessee. 1 rebound at LSU.