



Mississippi State Bulldogs (16-15, 6-12) vs. Alabama Crimson Tide (17-13, 10-8)

Basketball Media Relations

55 Bailey Howell Drive, Mississippi State, MS 39762

GREGG ELLIS, Primary Contact

(W) 662.325.3595 | (C) 662.322.0145 | gellis@athletics.msstate.edu

Twitter: @msusportsgregg & @HailStateMBK | www.hailstate.com

MORGAN MACGUIRE, Secondary Contact

(C) 719.660.2039 | mmacguire@athletics.msstate.edu

Twitter: @morgsmac

SERIES INFORMATION

Series: 122-74, Alabama

Home: 56-39, Mississippi State

Away: 77-15, Alabama

Neutral: 6-3, Alabama

Last Meeting: MSU, 71-62 (1-28-17)

Mississippi State Coach: Ben Howland

MSU Record: 30-32, 2nd year

Career Record: 401-238, 21st year

vs. Alabama: 2-3

Alabama Coach: Avery Johnson

Alabama Record: 35-28, 2nd year

Career Record: Same



GAME INFORMATION

When: Thursday, March 9, 2017

Time: 2:30 p.m. CT

Location: Nashville

Arena: Bridgestone Arena

TV: SEC Network

PxP: Joe Tessitore

Analyst: Sean Farnham

Sideline: Kaylee Hartung

MSU Radio Network:

PxP: Jim Ellis

Analyst: Richard Williams

Sirius/XM: 134/190

Projected Starting 5



4 Mario Kegler

6-7 | 230 | Fr. | G
Jackson, MS

PPG: _____ 10.0

RPG: _____ 5.5

FG%: _____ 42.9

FT%: _____ 65.9



11 Quindary Weatherspoon

6-4 | 205 | So. | G
Canton, MS

PPG: _____ 16.6

RPG: _____ 5.0

FG%: _____ 46.9

FT%: _____ 78.0



15 I.J. READY

5-11 | 166 | Sr. | G
Rixey, AR

PPG: _____ 7.9

APG: _____ 4.6

FG%: _____ 42.0

FT%: _____ 86.2



34 Schnider Herard

6-10 | 250 | Fr. | F
Port-Au-Prince, Haiti

PPG: _____ 5.3

APG: _____ 5.0

FG%: _____ 56.6

FT%: _____ 49.5



35 Aric Holman

6-10 | 222 | So. | F
Owensboro, KY

PPG: _____ 8.4

RPG: _____ 6.0

FG%: _____ 49.8

FT%: _____ 65.3

WHAT TO NOTE AS MSU PLAYS ALABAMA . . .

- **Quindary Weatherspoon** was named 2nd team All-SEC, while **Lamar Peters** was named to the All-Freshman team.
- Mississippi State is 30-53 all-time at the SEC Tournament with three titles (1996, 2002 & 2009).
- At Bridgestone Arena, MSU is 4-6 with one championship appearance (75-74 overtime loss to Kentucky in 2010).
- The 52 points by LSU were the fewest MSU has allowed against any SEC team this year.
- Mississippi State is now 4-2 against LSU in the SEC Tournament and has won four in a row.
- Alabama is 6-3 against MSU in the SEC Tournament. However, the Dogs have won the last two.
- The last meeting came in 2008 during the "Tornado Game" at the Georgia Dome in Atlanta. MSU won that historical outing, 69-67, in overtime.
- The Crimson Tide's last win against the Bulldogs in the tournament was 1990, 59-44 in Orlando.
- Freshman **Tyson Carter** was 4-10 beyond the arc against LSU. The 10 attempts were the second most by an MSU player in SEC Tournament history.
- The Bulldogs were 11-30 from 3-point range. The 3s made and attempted were the most by any MSU team in the SEC Tournament. The old record of 10 was also set against LSU in 2003.
- Mississippi State also tied its record with 12 steals (South Carolina, 2013; Tennessee, 1991).
- MSU limited LSU to 4.5 percent (1-22) from 3-point range, the lowest percentage in tournament history by any time.
- **Quindary Weatherspoon** finished the regular season sixth in the SEC with his 16.6 scoring clip, the highest average since Raven Johnson's 17.6 in 2011.
- The two regular-season losses to Alabama were by an average of 9.5 points. MSU averaged just 60 points.
- The Bulldogs' 245 made 3-pointers are currently the fifth most in a single season. Last year, they made 225. This is the most since making 246 in 2011.
- MSU's 16 wins this season are the most since having 21 in 2012.

2016-17 MISSISSIPPI STATE SCHEDULE/RESULTS

NOVEMBER

11	NORFOLK STATE (SECN+)	W, 78-74
	CHARLESTON CLASSIC	
17	vs. Central Florida (ESPN2)	L, 86-61
18	vs. Boise State (ESPN3)	W, 80-68
20	vs. UTEP (ESPN3)	W, 61-54
25	LEHIGH (SECN+)	L, 87-73
28	NORTHWESTERN STATE (SECN)	W, 65-59

DECEMBER

1	OREGON STATE (ESPNU)	W, 74-57
4	GEORGIA STATE (SECN+)	W, 82-60
14	ETSU (SECN)	L, 67-65
19	Southern Miss (ESPNU) ^	W, 86-44
22	MOREHEAD STATE (SECN)	W, 85-76
29	UMKC (SECN+)	W, 77-54

JANUARY

3	ALABAMA (SECN)	L, 68-58
7	at LSU (SECN)	W, 95-78
10	at Arkansas (SECN)	W, 84-78
14	TEXAS A&M (CBS)	W, 67-59
17	KENTUCKY (ESPN)	L, 87-81
21	at Tennessee (SECN)	L, 91-74
25	MISSOURI (SECN)	W, 89-74
28	at Alabama (SECN)	L, 71-62
31	at Ole Miss (SECN)	L, 88-61

FEBRUARY

4	TENNESSEE (SECN)	W, 64-59
7	at Auburn (ESPNU)	L, 98-92
11	SOUTH CAROLINA (ESPN2)	L, 77-73
14	at Georgia (ESPNU)	L, 79-72

18	FLORIDA (ESPN)	L, 57-52
21	OLE MISS (ESPN2)	L, 87-82
25	at Vanderbilt (ESPNU)	L, 77-48
28	at South Carolina (ESPNU)	L, 63-57

MARCH

4	LSU (SECN)	W, 88-76
	2017 SEC Tournament	
8	LSU (SECN)	W, 79-52
9	Alabama (SECN)	2:30 p.m.

^ - Jackson, Miss (Mississippi Coliseum)

! - Nashville (Bridgestone Arena)

2016-17 MISSISSIPPI STATE NUMERICAL ROSTER

No.	Name	Pos.	Ht.	Wt.	Yr.	Exp.	Hometown
1	Lamar Peters	G	6-0	188	Fr.	HS	New Orleans, LA (Landry-Walker HS)
2	Eli Wright	G	6-4	203	Fr.	HS	Owensboro, KY (22 Feet Academy)
3	Xavian Stapleton	G	6-6	207	So.	TR	Flora, MS (Louisiana Tech)
4	Mario Kegler	G	6-7	220	Fr.	HS	Jackson, MS (Oak Hill Academy)
5	Joe Strugg	F	6-9	196	RFr.	HS	Montgomery, AL (G.W. Carver HS)
11	Quinnndary Weatherspoon	G	6-4	205	So.	1L	Canton, MS (Velma Jackson HS)
12	Drew Davis	G	5-10	172	Jr.	HS	Atlanta, GA (Ft. Walton Beach HS)
13	Nick Singleton	G	6-5	194	So.	TR	Decatur, GA (Kennesaw State)
15	I.J. Ready	G	5-11	166	Sr.	3L	Rixey, AR (Park View Magnet)
20	Miles Washington	C	6-7	202	Fr.	HS	New Albany, MS (New Albany HS)
23	Tyson Carter	G	6-4	167	Fr.	HS	Starkville, MS (Starkville HS)
34	Schnider Herard	F	6-10	250	Fr.	HS	Port-au-Prince (Prestonwood Christian)
35	Aric Holman	F	6-10	222	So.	1L	Owensboro, KY (Owensboro HS)
45	E.J. Datcher	C	6-9	240	Fr.	HS	Harpersville, AL (Vincent HS)

Head Coach:	Ben Howland (Weber State, 1979; 2nd year)
Assistant Coaches:	George Brooks (Mississippi State, 1997; 7th year) Korey McCray (Mercer, 2001; 2nd year) Ernie Zeigler (Cleary College, 1994; 2nd year)
Director of Basketball Operations:	Michael Moynihan
Director of Basketball Performance:	David Deets
Graduate Assistant Coaches:	Alfred Aboya Bo Rodriguez Jalen Courtney
VIDEO:	
TRAINER:	Ryan Dotson

2016-17 A-Z Roster

No.	Name	Yr.
32	Carter, Tyson	Fr.
45	Datcher, EJ	Fr.
12	Davis, Drew	Jr.
34	Herard, Schnider	Fr.
35	Holman, Aric	So.
4	Kegler, Mario	Fr.
1	Peters, Lamar	Fr.
15	Ready, I.J.	Sr.
13	Singleton, Nick	So.
3	Stapleton, Xavian	R-So.
5	Strugg, Joe	R-Fr.
20	Washington, Miles	Fr.
11	Weatherspoon, Quinnndary	So.
2	Wright, Eli	Fr.

By State/Country

Alabama (2)		
45	Datcher, EJ	Fr.
5	Strugg, Joe	R-Fr.
Arkansas (1)		
15	Ready, I.J.	Sr.
Georgia (2)		
12	Davis, Drew	Jr.
13	Singleton, Nick	So.
Kentucky (2)		
35	Holman, Aric	So.
2	Wright, Eli	Fr.
Louisiana (1)		
1	Peters, Lamar	Fr.
Mississippi (5)		
23	Carter, Tyson	Fr.
4	Kegler, Mario	Fr.
3	Stapleton, Xavian	R-So.
20	Washington, Miles	Fr.
11	Weatherspoon, Quinnndary	So.
Haiti (1)		
34	Herard, Schnider	Fr.

PRONUCIATION GUIDE

ARIC HOLEMAN: ERIC
 QUINNNDARY WEATHERSPOON: QUINN-DARE-EE
 XAVIAN STAPLETON: ZAY-VEE-AWN
 SCHNIDER HERARD: SCHNI-DER HER-RARD

GENERAL INFORMATION

Location: Starkville, MS
 Founded: February 28, 1878
 Enrollment: 21,622
 Conference: SEC
 Nickname: Bulldogs
 Colors: Maroon & White
 Arena: Humphrey Coliseum (10,500)
 President: Dr. Mark E. Keenum
 Athletics Director: John Cohen
 Web Site: www.hailstate.com
 Twitter: @HailStateMBK
 Hashtag: #HailState

BASKETBALL HISTORY

First Year of Basketball: 1908-09
 All-Time Record: 1,378-1,173/105 years
 All-Time SEC Record: 577-761
 Total Number of Head Coaches: 20
 Humphrey Coliseum Record: 427-178
 20-Win Seasons: 17
 NCAA Tournament Appearances: 10 (11-10)
 NCAA Tournament Final Fours: 1 (1996)
 NIT Appearances: 8 (7-8)
 NIT Final Fours: 1 (2007)
 SEC Championships: 6
 (2004, 1991, 1963, 1962, 1961, 1959)
 SEC Tournament Championships: 3
 (2009, 2002 and 1996)
 SEC Tournament Record: 30-53
 SEC Western Division Titles: 7
 (2010, 2008, 2007, 2004, 2003, 1996, 1995)

TEAM INFORMATION

2015-16 Overall Record 14-17
 2015-16 SEC Record 7-11, 11th
 National Ranking: n/a
 Starters Returning/Lost: 2/3
 Letterwinners Returning/Lost: 3/10
 Newcomers: 12
 Roster (Sr./Jr./So./Fr.): (1/1/4/9)

MEDIA INFORMATION

Credentials

Media members may obtain both season credentials and game-by-game passes by contacting Gregg Ellis at 662-325-3595.

SEC Teleconference


The SEC Teleconference is coordinated through the SEC media relations office. To participate, contact Craig Pinkerton of the SEC at 205-458-3038. Ben Howland is scheduled for 11:17 a.m. CT.



Media On Twitter

Will Sammon, Clarion Ledger
 @WillSammon
 David Brandt, Associated Press
 @davidbrandtAP
 Bob Carskadon, HailState Beat
 @bobcarskadon
 Joel Coleman, Starkville Daily News
 @JoelTColeman
 Robbie Faulk, 24/7 Sports
 @robbiefaulk247
 Paul Jones, 24/7 Sports
 @PJ247Sports
 Logan Lowery, Daily Journal
 @loganlowery
 David Murray, Dawgs' Bite
 @DawgsBiteMag
 Danny P. Smith, Starkville Daily News
 @sdndannyp
 Gene Swindoll, Gene's Page
 @GeneSwindoll
 Brett Hudson, Commercial Dispatch
 @Brett_Hudson
 Steve Robertson, Commercial Dispatch
 @ScoutSteveR

MISSISSIPPI STATE TV/RADIO ROSTER



1 Lamar Peters
FR | G | 6-0 | 188
New Orleans, LA



2 Eli Wright
FR | G | 6-4 | 203
Owensboro, KY



3 Xavian Stapleton
SO | G | 6-6 | 207
Flora, MS



4 Mario Kegler
FR | G | 6-7 | 220
Jackson, MS



5 Joe Strugg
FR | F | 6-9 | 196
Montgomery, AL



11 Quindary Weatherspoon
SO | G | 6-4 | 205
Canton, MS



12 Drew Davis
JR | G | 5-10 | 172
Atlanta, GA



13 Nick Singleton
SO | G | 6-5 | 194
Decatur, GA



15 I.J. Ready
SR | G | 5-11 | 166
Rixey, AR



20 Miles Washington
FR | C | 6-7 | 202
New Albany, MS



23 Tyson Carter
FR | G | 6-4 | 167
Starkville, MS



34 Schnider Herard
FR | F | 6-10 | 250
Port-Au-Prince, Haiti



35 Aric Holman
SO | F | 6-10 | 222
Owensboro, KY



45 E.J. Datcher
FR | C | 6-9 | 240
Harpersville, AL



Ben Howland
Head Coach
2nd Year



George Brooks
Assistant Coach
7th Year



Corey McCray
Assistant Coach
2nd Year



Ernie Zeigler
Assistant Coach
2nd Year





Michael Moynihan
Director of Operations
1st Year



Jalen Courtney
Video Director
1st Year

TALE OF THE TAPE

	73.1	71.2	44.6	35.1	68.9	35.3	-1.7	12.3	13.6	+0.6	0.9	7.5	4.1
	Points	Opp Points	FG%	3FG%	FT%	RB	RBM	ASST	TO	TM	AST-TO Ratio	STL	BL
	68.4	64.7	42.1	31.5	64.4	39.4	+5.5	11.3	14.1	-0.3	0.8	6.3	4.3

Leaders	Scoring	Rebounds	Assists	Steals	Blocks
MSU	Weatherspoon, 16.6	Holman, 6.0	Ready, 4.6	Weatherspoon, 1.7	Holman, 2.0
OPP	Braxton, 12.3	Hall, 5.8	Ingram, 3.3	Ingram, 1.0	Taylor, 1.5

Last Time Out For Alabama
✓ Lost at Tennessee, 59-54.
✓ Led 36-22 at halftime.
✓ Riley Norris had 13 points and Braxton Key had 12 for Alabama.
✓ Bama was 19-47 shooting, 8-17 beyond the arc.
✓ UT won the battle of the boards, 40-32.
✓ Donta Hall had a game-high 7 rebounds.
✓ Alabama had 10 assists, 4 steals and 6 blocked shots.

Last Time Out For Mississippi State
✓ Beat LSU, 79-52.
✓ Quindary Weatherspoon paced MSU with his 19 points, while Tyson Carter added 18.
✓ MSU forced 19 turnovers and had 12.
✓ LSU won the battle of the boards, 35-34.
✓ MSU had 14 assists, 12 steals and 4 blocked shots.
✓ Lamar Peters had 6 assists and 3 steals.
✓ MSU was 28-59 shooting, 11-30 beyond the arc. LSU was 18-54, 1-22.

Alabama Series Breakdown
(UA leads, 122-74)
Last MSU win: 67-61 (2015-16)
Last UA win: 71-62 (2016-17)
Current UA win streak: 2
Biggest MSU win: 79-50 (1998-99)
Biggest UA win: 98-49 (2004-05)
at Neutral Sites
(UA leads, 6-3)
Last MSU win: 69-67 (2007-08)
Last UA win: 59-44 (1989-90)
Current MSU win streak: 2
Biggest MSU win: 30-25 (1932-33)
Biggest UA win: 59-44 (1989-90)

VERSUS ALABAMA

Player	G-GS	Mins	FGM-FGA	Pct	3GM-3GA	Pct	FTM-FTA	Pct	Rebs	Ast	TO	BS	Stl	Pts
Carter	2-0	33	5-10	.500	2-3	.667	2-2	1.000	12-1.0	3	0	0	1	14-7.0
Datcher	1-0	8	1-1	1.000	0-0	.000	1-2	.500	1-1.0	0	0	0	0	3-3.0
Herard	2-2	46	5-6	.833	0-0	.000	6-8	.750	11-5.5	1	5	0	0	16-8.0
Holman	4-2	81	6-17	.353	1-4	.250	3-6	.500	18-4.5	11	5	5	2	16-4.0
Kegler	2-2	60	6-16	.375	1-7	.143	4-8	.500	12-6.0	4	4	1	1	17-8.5
Peters	2-1	55	8-21	.381	3-10	.300	3-5	.600	1-0.5	7	9	0	4	22-11.0
Ready	6-4	136	12-31	.387	2-5	.400	4-6	.667	10-1.7	13	4	0	6	30-5.0
Stapleton	2-1	22	4-9	.444	1-4	.250	1-3	.333	4-2.0	0	1	0	1	10-5.0
Weatherspoon	4-4	146	13-44	.295	5-17	.294	10-11	.909	22-5.5	4	11	1	5	41-10.3

A LOOK AT THE SEC

2016-17 SEC Standings

	SEC	Overall
Kentucky	16-2 .889	26-5 .839
Florida	14-4 .778	24-7 .774
Arkansas	12-6 .667	23-8 .742
South Carolina	12-6 .667	22-9 .710
Alabama	10-8 .556	17-13 .567
Ole Miss	10-8 .556	19-12 .613
Vanderbilt	10-8 .556	17-14 .548
Georgia	9-9 .500	18-13 .581
Tennessee	8-10 .444	16-15 .516
Texas A&M	8-10 .444	16-14 .533
Auburn	7-11 .389	18-14 .563
Mississippi State	6-12 .333	16-15 .516
LSU	2-16 .111	10-21 .323
Missouri	2-16 .111	8-23 .258

As of March 9, 2017

Upcoming Games

March 9 (Thursday)
Tennessee vs. Georgia, noon
MSU vs. Alabama, 2:30 p.m.
Texas A&M vs. Vanderbilt, 6 p.m.
Auburn vs. Ole Miss, 8:30 p.m.

Recent Scores

March 8
Mississippi State 79, LSU 52
Missouri 86, Auburn 83 (OT)
March 4
Kentucky 71, Texas A&M 63
Tennessee 59, Alabama 54
Vanderbilt 73, Florida 71
Arkansas 85, Georgia 67
uburn 89, Missouri 78
Mississippi State 88, LSU 76
Ole Miss 75, South Carolina 70
March 1
Georgia 79, Auburn 78
Florida 78, Arkansas 65
LSU 92, Tennessee 82
Alabama 70, Ole Miss 55

2016-17 MISSISSIPPI STATE MISCELLANEOUS STATS/SEC STANDINGS

CHARTING THE BULLDOGS

Dunks		Scored First Points	
Aric Holman	34	Aric Holman	7
Quinnndary Weatherspoon	25	Quinnndary Weatherspoon	7
Schnider Herard	12	Schnider Herard	5
Xavian Stapleton	12	Xavian Stapleton	4
Mario Kegler	10	Lamar Peters	3
Tyson Carter	7	Mario Kegler	3
Eli Wright	2	Tyson Carter	1
		I.J. Ready	1
Charges Drawn		How First Points Were Scored	
I.J. Ready	10	3-pointer	8
Quinnndary Weatherspoon	4	Jumper	8
Schnider Herard	2	Layup	6
Mario Kegler	1	Free Throw	5
Xavian Stapleton	1	Dunk	4
Aric Holman	1		
Point Distribution (%)		Final Three Minutes From FT Line	
Seniors	213 (9.4)	I.J. Ready	25-28 (.893)
Juniors	11 (0.5)	Lamar Peters	21-27 (.778)
Sophomores	889 (39.2)	Mario Kegler	14-19 (.737)
Freshmen	1,152 (50.9)	Aric Holman	12-18 (.667)
TOTAL:	2,265	Tyson Carter	2-4 (.500)
		Schnider Herard	1-2 (.500)
		Quinnndary Weatherspoon	10-13 (.769)
		Xavian Stapleton	2-3 (.667)
		Eli Wright	1-2 (.500)
First Sub		TOTAL	88-119 (.739)
Schnider Herard	12	Opponent Total	98-142 (.690)
Xavian Stapleton	8		
Tyson Carter	5		
Aric Holman	4		
I.J. Ready	3		
Lamar Peters	3		
Eli Wright	3		
E.J. Datcher	2		
Nick Singleton	1		
Mario Kegler	1		

DIFFERENCE BETWEEN WINNING AND LOSING

Wins	Stat	Losses
78.4	Points	67.4
63.9	Opp. Points	78.9
+14.5	Scoring Margin	-11.5
.478	FG%	.413
.406	Opp. FG%	.448
.396	3FG%	.299
.277	Opp. 3FG%	.347
.689	FT%	.689
.695	Opp. FT%	.723
36.8	Rebounds	33.7
34.2	Opp. Rebounds	40.1
+2.9	Rebound Margin	-6.4
14.1	Assists	10.3
11.8	Turnovers	15.5
+3.3	Turnover Margin	-2.3
8.4	Steals	6.7
4.4	Blocks	3.7

BULLDOGS IN SEC

CATEGORY	RANK
Scoring offense	8
Scoring defense	7
FG%	6
FG% defense	12
3PT FG%	6
3PT FG% defense	4
FT%	10
Rebounds	13
Rebounds allowed	12
Rebound margin	12
Assists	12
Blocked shots	9
Steals	5
Turnover margin	8
Assist/Turnover ratio	12

SEASON AND CAREER TOTALS

2016-17		Career	2016-17		Career	5+ Block Games	
Double-Digit Scoring			Double-Doubles			5+ Made Free Throws	
Q. Weatherspoon	24 (13-11)	44 (24-20)	Aric Holman	2 (2-0)	2 (2-0)	Aric Holman	2 (2-0) 2 (2-0)
I.J. Ready	9 (6-3)	35 (18-17)	Quinnndary Weatherspoon		2 (2-0)	I.J. Ready	3 (2-1) 6 (4-2)
Tyson Carter	10 (6-4)	10 (6-4)	I.J. Ready	1 (1-0)	1 (1-0)	Quinnndary Weatherspoon	10 (7-3) 11 (8-3)
Aric Holman	11 (9-2)	11 (9-2)	Schnider Herard	2 (1-1)	2 (1-1)	Aric Holman	2 (2-0) 2 (2-0)
Mario Kegler	16 (6-10)	16 (6-10)	Xavian Stapleton	1 (1-0)	1 (1-0)	Lamar Peters	5 (2-3) 5 (2-3)
Lamar Peters	17 (9-8)	17 (9-8)				Schnider Herard	2 (2-0) 2 (2-0)
Schnider Herard	4 (2-2)	4 (2-2)	3+ 3-Pointers			Mario Kegler	2 (2-0) 2 (2-0)
Eli Wright	2 (2-0)	2 (2-0)	Tyson Carter	7 (5-2)	7 (5-2)	Xavian Stapleton	1 (1-0) 1 (1-0)
Xavian Stapleton	7 (4-3)	7 (4-3)	Quinnndary Weatherspoon	7 (5-2)	13 (8-5)		
			Lamar Peters	9 (5-4)	9 (5-4)	Note: Record in games in ()	
20+ Points			Mario Kegler	3 (2-1)	3 (2-1)		
Quinnndary Weatherspoon	8 (7-1)	10 (8-2)	I.J. Ready	1 (1-0)	6 (1-5)		
I.J. Ready	2 (0-2)	5 (1-4)	Xavian Stapleton	2 (2-1)	2 (1-1)		
Lamar Peters	4 (3-1)	4 (3-1)					
Tyson Carter	1 (0-1)	1 (0-1)	10+ 3-Point Attempt Games				
30+ Points			Lamar Peters	2 (2-0)	2 (2-0)		
			Tyson Carter	2 (1-1)	2 (1-1)		
10+ Rebounds			3+ Steal Games				
Aric Holman	3 (3-0)	3 (3-0)	I.J. Ready	7 (6-1)	18 (13-5)		
Quinnndary Weatherspoon		2 (2-0)	Quinnndary Weatherspoon	6 (5-2)	8 (5-3)		
Schnider Herard	3 (2-1)	3 (2-1)	Lamar Peters	4 (2-2)	4 (2-2)		
Xavian Stapleton	1 (1-0)	1 (1-0)	Xavian Stapleton	1 (1-0)	1 (1-0)		



Ben Howland

21st Season Overall | 2nd Season At Mississippi State
431-238 (230-32 at MSU)

- On March 23, 2015, Ben Howland was named the 20th head coach in Mississippi State history.
- In four different stints as a head coach, Howland has a 431-238 record – Northern Arizona (79-59), Pittsburgh (89-40), UCLA (233-107) and Mississippi State (30-32).
- Led UCLA to three-consecutive Final Fours.
- In 2006, the Bruins played Florida for the national championship.
- In 2008, Howland became one of three coaches in NCAA Division I history to win at least 30 games in three-straight seasons, joining Adolph Rupp (Kentucky 1947-49) and John Calipari (Memphis, 2006-08).
- During his 10-year tenure at UCLA, the Bruins went to the NCAA Tournament seven times and won four Pac-10 regular-season crowns, while having 18 players drafted by NBA teams.
- His 97 victories from 2006-08 stand as the most by any UCLA head coach in a three-year span.
- Has been a Conference Coach of the Year in the Pac-10, Big East and Big Sky.
- His final two years at Pitt, the Panthers went 57-11 and reached the Sweet 16 both years.
- In 2003, Pittsburgh won the Big East Tournament crown and held the nation's No. 2 ranking for eight weeks in the Associated Press poll before ending the year at No. 4.
- In 2002, Howland guided the Panthers to a school-record 29 wins en route to becoming the school's first coach in 26 years to garner National Coach of the Year honors.
- Howland's first coaching gig was at Northern Arizona, where his last three teams posted 20-plus win seasons, including a school-record 21 victories in 1997 en route to capturing the Big Sky regular-season title and played in the NIT.
- In 1998, Howland guided NAU to its first NCAA Tournament after capturing the Big Sky Tournament championship and second-straight regular-season crown.
- Howland spent one year as a graduate assistant at Gonzaga (1981) before becoming an assistant at California-Santa Barbara from 1982-94.
- Played two years at Santa Barbara College before transferring to Weber State, where he earned his degree in physical education in 1979.
- This past year, Howland was inducted into both the Northern Arizona and Weber State hall of fames.
- Howland and his wife, Kim, a former Weber State cheerleader, have two children – Meredith and Adam (Brittney) – and two grandsons, Benjamin Clark Howland II and Elijah Howland.



Howland's Year-By-Year Record

Northern Arizona (1994-99)			
Year	Overall	Big Sky Record	Postseason
1995	9-17	4-10 (7th)	
1996	7-19	3-11 (7th)	
1997	21-7	13-1 (1st)	NIT First Round
1998	21-8	12-2 (1st)	NCAA First Round
1999	21-8	12-4 (2nd)	
Totals	79-59 (.572)	44-28 (.611)	

Pittsburgh (2000-03)			
Year	Overall	Big East Record	Postseason
2000	13-15	5-11 (11th)	
2001	19-14	7-9 (5th West)	NIT Second Round
2002	29-6	13-3 (1st West)	NCAA Sweet 16
2003	28-5	13-3 (T1st West)	NCAA Sweet 16
Totals	89-40 (.690)	38-26 (.594)	

UCLA (2004-13)			
Year	Overall	Pac-10/12 Record	Postseason
2004	11-17	7-11 (1T7th)	
2005	18-11	11-7 (T3rd)	NCAA First Round
2006	32-7	14-4 (1st)	NCAA Runner-up
2007	30-6	15-3 (1st)	NCAA Final Four
2008	35-4	16-2 (1st)	NCAA Final Four
2009	26-9	13-5 (2nd)	NCAA Second Round
2010	14-18	8-10 (T5th)	
2011	23-11	13-5 (2nd)	NCAA Second Round
2012	19-14	11-7 (T5th)	
2013	25-10	13-5 (1st)	NCAA First Round
Totals	233-107 (.685)	121-59 (.672)	

Mississippi State (2016-Present)			
Year	Overall	SEC Record	Postseason
2016	14-17	7-11	
2017	16-15	6-12	
Totals	30-32 (.484)	13-23 (.361)	
OVERALL 431-238 (.644)			

1ST WIN
EASTERN WASHINGTON
FEB. 13, 2015

5TH WIN
TULANE
DEC. 19, 2015

1ST SEC WIN
OLE MISS
JAN. 23, 2016

10TH WIN
ARKANSAS
FEB. 9, 2016

15TH WIN
NORFOLK STATE
NOV. 11, 2016

20TH WIN
GEORGIA STATE
DEC. 4, 2016

25TH WIN
ARKANSAS
JAN. 10, 2017

40TH WIN
LSU
MARCH 8, 2017

42
BIGGEST WIN
SOUTHERN MISS.
DEC. 19, 2016

19
BIGGEST COMEBACK
TENNESSEE
FEB. 4, 2017

UNDER BEN HOWLAND . . .

CATEGORY	2017	AT MSU
Leads at Halftime	10-2	21-3
Trails at Halftime	3-12	6-28
Is Tied at Halftime	3-1	3-1
Shoots 45% or better from the field	13-3	25-8
Shoots less than 45% from the field	3-12	5-24
Opp. shoots less than 45% from the field	10-8	21-13
Opp. shoots 45% or better from the field	6-7	9-19
Outrebounds (or ties) the opponent	11-3	18-9
Outrebounded by the opponent	5-12	12-23
More Assists (or ties) than the opponent	15-7	28-15
Fewer Assists than the opponent	1-8	2-17
Fewer (or ties) TOs than opponent	13-5	23-11
More TOs than opponent	3-10	7-21
Holds opponents to 65 points or less	9-2	16-3
In games decided by 10 points or less	7-10	13-23
All Games	16-15	30-32
Home Games	10-7	20-12
Road Games	2-7	4-16
Neutral-sites	4-1	6-4
Non-SEC Games	9-3	16-8
Non-SEC Home Games	6-2	11-3
Non-SEC Road Games		0-2
Non-SEC Neutral-site Games	3-1	5-3
SEC Games	6-12	13-23
SEC Home Games	4-5	9-9
SEC Road Games	2-7	4-14
SEC Tournament	1-0	1-1
November Games	4-2	7-5
December Games	5-1	9-3
January Games	4-5	6-11
February Games	1-7	5-11
March Games	2-0	3-2
Monday Games	2-0	2-1
Tuesday Games	1-7	3-11
Wednesday Games	2-1	4-5
Thursday Games	3-1	4-3
Friday Games	2-1	3-2
Saturday Games	4-5	10-10
Sunday Games	2-0	3-0
Overtime Games	0-1	0-2
Television Games	16-14	19-31

Alabama	2-3	Lehigh	0-1	San Diego	0-3
Albany	1-0	Long Beach State	3-1	San Diego State	0-1
Appalachian State	1-0	Louisiana Tech	1-0	San Jose State	1-0
Arizona	14-11	Loyola Marymount	3-2	Savannah State	1-0
Arizona State	17-8	LSU	4-1	Seton Hall	5-2
Arkansas	2-2	Marist	1-0	Sonoma State	1-0
Arkansas-Pine Bluff	1-0	Marquette	0-1	South Carolina	1-3
Auburn	1-1	Maryland	1-0	South Florida	0-1
Belmont	1-0	McNeese State	1-0	Southeast Louisiana	1-0
Boise State	1-4	Memphis	1-2	Southern University	0-1
Boston College	4-2	Mercer	1-0	Southern Cal	14-9
Butler	0-1	Miami	3-4	Southern Illinois	1-0
BYU	2-0	Miami (OH)	1-0	Southern Miss	1-0
Cal Poly	2-2	Michigan	4-3	Southern Utah	3-1
Cal State Bakersfield	1-0	Michigan State	3-1	Southwest Texas	0-1
Cal State Fullerton	1-1	Middle Tenn. State	0-1	St. Bonaventure	2-0
Cal State Northridge	9-2	Minnesota	0-1	St. Francis (N.Y.)	2-0
CSU San Bernardino	1-0	Mississippi State	0-2	St. Francis (Pa.)	4-0
California	17-10	Missouri-Kansas City	1-1	St. Johns	2-3
Central Conn. State	1-0	MVSU	1-0	St. Martin's	1-0
Central Florida	0-1	Missouri	3-0	Stanford	14-7
Chaminade (Hawaii)	3-0	Missouri State	1-0	Stephen F. Austin	1-1
Chicago State	1-0	Montana	6-5	Syracuse	4-5
Cincinnati	0-1	Montana State	9-3	Temple	1-0
Co. of Notre Dame	1-0	Montana Tech	1-0	Tennessee	1-3
Colorado	2-0	Morehead State	1-0	Tennessee Martin	1-0
Colorado College	2-0	Morgan State	1-0	Texas	1-3
Colorado State	1-0	Morris Brown	1-0	Texas A&M	3-2
Concordia (Calif.)	0-1	N. Mexico Highlands	1-0	Texas Arlington	1-1
Connecticut	2-3	Nebraska	1-1	Texas El Paso	1-0
Coppin State	1-0	Nevada	1-0	Texas Tech	0-2
Davidson	1-0	New Mexico State	2-0	Texas Pan American	2-0
Delaware State	2-0	New Orleans	2-0	Texas Southern	1-0
DePaul	1-0	Norfolk State	3-0	Tulane	1-0
Drexel	1-0	North Carolina AT&T	1-0	UC Davis	3-0
Duquesne	3-1	North Carolina Central	1-0	UC Irvine	5-1
East Carolina	0-1	Northern Arizona	1-0	UC Riverside	2-0
East Tennessee State	0-1	Northern Colorado	1-0	UC Santa Barbara	0-1
Eastern Illinois	1-0	Northwestern State	1-0	UCLA	0-1
Eastern Washington	11-1	Notre Dame	5-8	UNLV	0-1
Elon	1-0	Oakland	2-0	Utah	2-1
Florida	0-5	Occidental College	1-0	Vanderbilt	1-1
Florida International	2-1	Ohio State	2-0	Vermont	1-0
Florida State	0-1	Ole Miss	1-3	Villanova	3-3
Fresno State	1-0	Oral Roberts	0-2	VCU	1-3
George Mason	1-0	Oregon	12-8	Virginia Tech	2-0
George Washington	1-0	Oregon State	17-4	Wagner	2-0
Georgetown	5-4	Pacific	1-0	Washington	10-11
Georgia	1-4	Penn State	2-1	Washington State	18-3
Georgia State	1-0	Pennsylvania	1-0	Weber State	3-9
Georgia Tech	1-0	Pepperdine	4-0	West Virginia	5-4
Gonzaga	1-0	Pittsburgh	1-0	Western Illinois	2-0
Idaho	1-3	Portland	0-1	Western Kentucky	1-0
Idaho State	8-3	Portland State	5-3	Western Oregon	1-0
Illinois State	1-0	Prairie View A&M	2-0	Wright State	1-0
Indiana	2-0	Providence	3-1	Wyoming	1-0
Indiana State	1-0	Rhode Island	2-0	Xavier	1-0
IUPUI	1-0	Richmond	1-0	Yale	1-0
James Madison	1-0	Robert Morris	4-0	Youngstown State	1-0
Kansas	1-3	Rutgers	6-1		
Kent State	0-1	Sacramento State	7-2		
Kentucky	1-3	Sam Houston State	2-1		

TOTAL: 431-238

On The Bench . . .



George Brooks
7th Year

- Played for the Bulldogs from 1992-94.
- Helped develop forwards Arnett Moultrie, a first-round draft choice in the 2012 NBA draft and Gavin Ware, along with Jamario Moon and Ronald Murray who went on to enjoy NBA careers.
- Named the second-best recruiter in the SEC by Sporting News this past summer.



Korey McCray
2nd Year

- Spent two seasons under Howland at UCLA.
- Worked with and created tailor-made off-season training programs for NBA talents such as Dwight Howard, John Wall, Javaris Crittenton, Anthony Morrow, Jarrett Jack, Jarvis Hayes, Von Wafer, Mario West and Damien Wilkins.
- In 2012, he was instrumental in UCLA landing the No. 1-ranked recruiting class.



Ernie Ziegler
2nd Year

- Spent six seasons at Central Michigan (2007-12) as head coach, leading the Chippewas to two Mid-American Conference West Division titles and a pair of Michigan MAC Trophies.
- He spent five seasons as an assistant under the tutelage of Howland at both Pittsburgh (2002-03) and UCLA (2004-06).
- From 1992 to 1997, Ziegler was the head AAU coach for Team Detroit.

MISSISSIPPI STATE BY THE NUMBERS

GAME-BY-GAME SPECIALTY STATS (MSU First)

<u>Opponent</u>	<u>Paint</u>	<u>Off TO</u>	<u>2nd Chance</u>	<u>Fast Break</u>	<u>Bench</u>
Norfolk State	30/34	18/11	17/10	8/4	6/21
Central Florida	14/48	5/6	11/13	6/6	6/6
Boise State	40/36	22/13	9/0	12/8	3/34
UTEP	20/18	10/5	8/8	6/6	13/9
Lehigh	28/38	7/15	9/9	2/6	4/13
Northwestern State	38/16	26/13	7/9	10/0	9/6
Oregon State	20/26	28/6	3/4	8/0	22/5
Georgia State	30/34	20/9	11/9	8/0	32/27
East Tennessee St.	32/38	12/11	11/10	6/6	16/25
Southern Miss	20/14	14/16	9/7	2/2	43/21
Morehead State	44/30	24/6	15/12	8/0	15/33
UMKC	30/20	14/7	14/6	8/2	25/19
Alabama	24/38	19/11	4/10	4/6	24/16
LSU	40/32	25/10	13/18	14/2	30/24
Arkansas	26/30	6/15	14/14	6/4	21/36
Texas A&M	22/40	21/20	5/17	4/0	9/9
Kentucky	54/42	23/24	13/12	20/6	15/23
Tennessee	38/38	10/8	11/14	14/10	24/28
Missouri	32/32	10/4	9/14	8/4	13/24
Alabama	34/18	12/23	12/16	2/2	17/12
Ole Miss	28/44	5/23	5/22	8/14	8/24
Tennessee	28/32	17/10	19/6	8/2	20/19
Auburn	28/46	9/26	7/8	11/16	14/41
South Carolina	24/36	16/28	8/5	8/6	36/11
Georgia	32/28	19/14	6/7	8/11	21/10
Florida	36/22	17/9	8/3	8/0	16/21
Ole Miss	50/34	22/18	20/17	8/8	22/14
Vanderbilt	10/22	17/24	5/8	2/2	14/23
South Carolina	26/24	17/12	11/11	4/6	27/11
LSU	52/38	19/10	20/9	4/12	32/10
LSU-SECT	30/16	32/8	6/10	12/4	5/12
Alabama-SECT					

GAME-BY-GAME LEAD/DEFICIT

<u>Opponent</u>	<u>Largest Lead</u>	<u>Largest Deficit</u>	<u>Final Score</u>
Norfolk State	12 (74-62, 2nd)	6 (29-35, 1st)	W, 78-74
Central Florida	Never Led	28 (19-47, 1st)	L, 86-71
Boise State	19 (55-36, 2nd)	Never Trailed	W, 80-68
UTEP	7 (61-54, 2nd)	11 (4-15, 1st)	W, 61-54
Lehigh	5 (15-10, 1st)	21 (58-80)	L, 87-73
Northwestern State	6 (65-49, 2nd)	10 (4-14, 1st)	W, 65-59
Oregon State	26 (45-19, 1st)	1 (2-3, 1st)	W, 74-57
Georgia State	23 (71-48, 2nd)	6 (10-16, 1st)	W, 82-60
East Tennessee St.	4 (10-6, 1st)	10 (30-40, 2nd)	L, 67-65
Southern Miss	47 (76-29, 2nd)	Never Trailed	W, 86-44
Morehead State	9 (83-74, 1st)	10 (25-35, 2nd)	W, 85-76
UMKC	27 (66-39, 2nd)	Never Trailed	W, 77-54
Alabama	6 (9-3, 1st)	14 (50-64, 2nd)	L, 68-58
LSU	26 (71-45, 2nd)	2 (10-12), 1st	W, 95-78
Arkansas	10 (82-72, 2nd)	7 (17-24, 1st)	W, 84-78
Texas A&M	8 (67-59, 2nd)	10 (0-10, 1st)	W, 67-59
Kentucky	Never Led	18 (44-62, 2nd)	L, 87-81
Tennessee	2 (20-18, 1st)	24 (60-84, 2nd)	L, 91-74
Missouri	20 (89-69, 1st)	9 (32-41, 1st)	W, 89-74
Alabama	5 (9-4, 1st)	12 (29-41, 2nd)	L, 71-62
Ole Miss	Never Led	27 (62-88, 2nd)	L, 61-88
Tennessee	5 (60-55)	19 (10-19, 1st)	W, 64-59
Auburn	2 (6-4, 1st)	21 (40-61, 2nd)	L, 98-92
South Carolina	7 (31-24, 1st)	9 (5-14, 1st)	L, 77-73
Georgia	7 (28-21, 1st)	12 (63-75, 2nd)	L, 79-72
Florida	6 (13-6, 1st)	12 (31-43, 2nd)	L, 57-52
Ole Miss	5 (41-36, 2nd)	10 (67-77, OT)	L, 87-82
Vanderbilt	3 (3-0, 1st)	34 (32-66, 2nd)	L, 77-48
South Carolina	3 (3-0, 1st)	10 (33-43, 2nd)	L, 63-57
LSU	18 (48-30, 1st)	3 (0-3, 1st)	W, 88-76
LSU-SECT	29 (79-50, 2nd)	6 (2-8, 1st)	W, 79-52
Alabama-SECT			

Mississippi State Scoring By The Half

Team	1st Half	2nd Half	OT
Norfolk State	39	39	
Central Florida	33	28	
Boise State	37	43	
UTEP	33	28	
Lehigh	29	44	
Northwestern State	28	37	
Oregon State	45	29	
Georgia State	44	38	
East Tennessee State	26	39	
Southern Miss	39	47	
Morehead State	31	54	
UMKC	44	33	
Alabama	20	38	
LSU	52	43	
Arkansas	40	44	
Texas A&M	25	42	
Kentucky	34	47	
Tennessee	34	40	
Missouri	39	50	
Alabama	29	33	
Ole Miss	33	28	
Tennessee	21	43	
Auburn	28	64	
South Carolina	36	37	
Georgia	32	40	
Florida	24	28	
Ole Miss	23	42	15
Vanderbilt	23	25	
South Carolina	29	28	
LSU	48	40	
LSU	37	47	

Lowest First Half: 20, Alabama (1-3-17)

Highest First Half: 52, LSU (1-07-17)

Lowest 2nd Half: 25, Vanderbilt (2-25-17)

Highest 2nd Half: 64, Auburn (2-7-17)

Opponent Scoring By The Half

Team	1st Half	2nd Half	OT
Norfolk State	39	35	
Central Florida	53	33	
Boise State	29	39	
UTEP	33	21	
Lehigh	38	49	
Northwestern State	28	31	
Oregon State	19	38	
Georgia State	24	38	
East Tennessee State	31	36	
Southern Miss	25	19	
Morehead State	41	35	
UMKC	28	26	
Alabama	32	36	
LSU	33	45	
Arkansas	34	44	
Texas A&M	24	35	
Kentucky	46	42	
Tennessee	37	54	
Missouri	43	31	
Alabama	34	37	
Ole Miss	51	37	
Tennessee	33	26	
Auburn	48	50	
South Carolina	36	41	
Georgia	28	51	
Florida	32	25	
Ole Miss	23	44	20
Vanderbilt	37	40	
South Carolina	32	31	
LSU	30	46	
LSU	25	27	

Lowest First Half: 19, Oregon State (12-01-16)

Highest First Half: 53, Central Florida (11-17-16)

Lowest 2nd Half: 19, Southern Miss (12-19-16)

Highest 2nd Half: 54, Tennessee (1-21-17)

MISSISSIPPI STATE BY THE NUMBERS

MSU'S 2016-17 RECORD WHEN . . .

Leads at Halftime	10-2
Trails at Halftime	3-12
Is Tied at Halftime	3-1
Shoots 45% or better from the field	13-3
Shoots less than 45% from the field	3-12
Opp. shoots less than 45% from the field	10-8
Opp. shoots 45% or better from the field	6-7
Outrebounds (or ties) the opponent	11-3
Outrebounded by the opponent	5-12
More Assists (or ties) than the opponent	15-7
Fewer Assists than the opponent	1-8
Fewer (or ties) TOs than opponent	13-5
More TOs than opponent	3-10
Holds opponents to 65 points or less	9-2
In games decided by 10 points or less	7-10

MSU'S 2016-17 RECORD IN . . .

All Games	16-15
Home Games	10-7
Road Games	2-7
Neutral-sites	4-1
Non-SEC Games	9-3
Non-SEC Home Games	6-2
Non-SEC Road Games	
Non-SEC Neutral-site Games	3-1
SEC Games	6-12
SEC Home Games	4-5
SEC Road Games	2-7
SEC Tournament	1-0
November Games	4-2
December Games	5-1
January Games	4-5
February Games	1-7
March Games	2-0
Monday Games	2-0
Tuesday Games	1-7
Wednesday Games	2-1
Thursday Games	3-1
Friday Games	2-1
Saturday Games	4-5
Sunday Games	2-0
Overtime Games	0-1
Television Games	16-14
Games vs. Ranked Opponents	0-3

MISC. 2016-17 TEAM STATS

Largest Lead Surrendered in Loss:

7, South Carolina (2-11-17); Georgia (2-14-17)

Largest Deficit Overcome in Win:

19, Tennessee (2-4-17)

Largest Lead at Anytime:

47, Southern Miss (12-19-16)

Largest Deficit Anytime:

34, Vanderbilt (2-25-17)

MISCELLANEOUS MSU INDIVIDUAL STATISTICS

Games Scoring in Double Figures: Weatherspoon 24, Peters 17, Kegler 16, Holman 11, Carter 10, Ready 9, Stapleton 7, Herard 4, Wright 2,
Games Scoring 20-plus Points: Weatherspoon 8, Peters 4, Ready 2, Carter
Games Scoring 30-plus Points:
Games Rebounding in Double Figures: Holman 3, Schnider 3, Stapleton
Games With Double Figures in Assists: Ready
Games With Double-Doubles: Holman 2, Herard 2, Stapleton
Games With Triple-Doubles:
Games As Team High Scorer (or co-leader): Weatherspoon 16, Peters 5, Kegler 4, Holman 3, Ready 3, Herard 2, Kegler 3, Carter
Games As Team High Rebounder (or co-leader): Holman 13, Kegler 11, Herard 6, Weatherspoon 6, Stapleton 2, Wright,
Games As Team Leader in Assists (or co-leader): Ready 17, Peters 8, Weatherspoon 5, Kegler 3, Holman
Games As Team Leader in Steals (or co-leader): Weatherspoon 11, Peters 10, Ready 8, Kegler 6, Holman 5, Stapleton 5, Carter 3, Herard 2, Wright 2, Datcher
Games As Team Leader in Blocks (or co-leader): Holman 24, Datcher 6, Carter 3, Stapleton 4, Herard 3, Wright 2, Kegler 2, Peters, Weatherspoon
Games As Team Leader in Turnovers (or co-leader): Peters 9, Weatherspoon 9, Holman 7, Kegler 6, Ready 5, Herard 4, Strugg, Carter, Schnider, Stapleton

MSU'S RECORD BY STARTING LINEUP

Weatherspoon, Ready, Carter, Kegler, Holman	7-2
Weatherspoon, Ready, Carter, Stapleton, Holman	1-0
Peters, Ready, Carter, Kegler, Holman	0-1
Wright, Ready, Carter, Kegler, Holman	1-0
Weatherspoon, Ready, Stapleton, Kegler, Herard	0-1
Weatherspoon, Peters, Kegler, Herard, Holman	4-6
Weatherspoon, Peters, Kegler, Herard, Stapleton	1-1
Weatherspoon, Peters, Ready, Kegler, Herard	0-2
Weatherspoon, Ready, Peters, Kegler, Holman	0-1
Ready, Peters, Kegler, Stapleton, Herard	0-1
Weatherspoon, Ready, Kegler, Holman, Herard	2-0

GAME-BY-GAME STARTERS

Opponent	Date	Guard	Guard	Guard	Forward	Forward	Record
Norfolk State	11-11-16	W'Spoon	Ready	Carter	Kegler	Holman	1-0
Central Florida	11-17-16	W'Spoon	Ready	Carter	Kegler	Holman	1-1
Boise State	11-18-16	W'Spoon	Ready	Carter	Kegler	Holman	2-1
UTEP	11-20-16	W'Spoon	Ready	Carter	Kegler	Holman	3-1
Lehigh	11-25-16	Peters	Ready	Carter	Kegler	Holman	3-2
Northwestern State	11-28-16	Wright	Ready	Carter	Kegler	Holman	4-2
Oregon State	12-01-16	W'Spoon	Ready	Carter	Kegler	Holman	5-2
Georgia State	12-04-16	W'Spoon	Ready	Carter	Kegler	Holman	6-2
East Tennessee St.	12-14-16	W'Spoon	Ready	Carter	Kegler	Holman	6-3
Southern Miss	12-19-16	W'Spoon	Ready	Carter	Kegler	Holman	7-3
Morehead State	12-22-16	W'Spoon	Ready	Carter	Stapleton	Holman	8-3
UMKC	12-29-16	W'Spoon	Ready	Carter	Kegler	Holman	9-3
Alabama	01-03-17	W'Spoon	Ready	Stapleton	Kegler	Herard	9-4
LSU	01-07-17	W'Spoon	Peters	Kegler	Herard	Holman	10-4
Arkansas	01-10-17	W'Spoon	Peters	Kegler	Herard	Holman	11-4
Texas A&M	01-14-17	W'Spoon	Peters	Kegler	Herard	Holman	12-4
Kentucky	01-17-17	W'Spoon	Peters	Kegler	Herard	Holman	12-5
Tennessee	01-21-17	W'Spoon	Peters	Kegler	Herard	Holman	12-6
Missouri	01-25-17	W'Spoon	Peters	Kegler	Herard	Stapleton	13-6
Alabama	01-28-17	W'Spoon	Peters	Kegler	Herard	Holman	13-7
Ole Miss	01-31-17	W'Spoon	Peters	Kegler	Herard	Holman	13-8
Tennessee	02-04-17	W'Spoon	Peters	Kegler	Herard	Holman	14-8
Auburn	02-07-17	W'Spoon	Peters	Kegler	Herard	Holman	14-9
South Carolina	02-11-17	W'Spoon	Peters	Kegler	Herard	Stapleton	14-10
Georgia	02-14-17	W'Spoon	Peters	Kegler	Herard	Holman	14-11
Florida	02-18-17	W'Spoon	Peters	Ready	Herard	Kegler	14-12
Ole Miss	02-21-17	W'Spoon	Peters	Ready	Herard	Kegler	14-13
Vanderbilt	02-25-17	W'Spoon	Peters	Ready	Kegler	Holman	14-14
South Carolina	02-28-17	Ready	Peters	Kegler	Stapleton	Herard	14-15
LSU	03-04-17	W'Spoon	Ready	Kegler	Holman	Herard	15-15
LSU-SECT	03-08-17	W'Spoon	Ready	Kegler	Holman	Herard	16-15
Alabama-SECT	03-09-17						

2016-17 Win-Loss Differential

Diff.	1	2	3	4	5	6	7	8	9	10	11	12	13	14	15	16	17	18	19	20	21	22	23	24	25+
Won				1	1	2	1	1	1			2			1		2					1	1		2
Lost	1		1	2	2	2	2		1	1			1			1									3

THE LAST TIME . . .

THE LAST TIME AN MSU PLAYER ...

Scored 30 or more points in a game:

32, Ravern Johnson vs. Tenn. St. (11-12-10)

Scored 33 or more points in a game:

33, Craig Sword at LSU (2-19-14)

Scored 34 or more points in a game:

34, Arnett Moultrie vs. UMass (3-13-12)

Scored 35 or more points in a game:

36, Jeff Malone at Ole Miss (2-19-83)

Scored 37 or more points in a game:

39, Jeff Malone vs. Alabama (1-31-83)

Scored 40 or more points in a game:

40, Rickey Brown vs. Auburn (3-7-77)

Scored 20+ points in back-to-back games:

Quinnndary Weatherspoon (27 vs. Morehead State 12-22-16; 25 vs. UMKC (12-29-16)

Scored 20+ points in three-consecutive games:

Craig Sword (24 vs. Loyola, 12-01-13; 24 vs. TCU, 12-05-13; 22 vs. SELA, 12-13-13)

Scored 20+ points in five-consecutive games:

Jeff Malone, 1982-83 (11 consecutive)

Scored 30+ points in back-to-back games:

Jeff Malone (36 at Ole Miss & 30 vs. Georgia, 1982-83)

Scored 30+ points in three-consecutive games:

Jeff Malone (33 at LSU; 36 at Ole Miss & 30 vs. Georgia, 1982-83)

Two players score 20+ points in same game:

Quinnndary Weatherspoon, 25; Lamar Peters, 23, vs. Auburn (2-7-17)

Made 10 field goals in a game:

10, Weatherspoon vs. Morehead (12-22-16)

Made 11 field goals in a game:

11, Q. Weatherspoon, Missouri (1-25-17)

Made 12 field goals in a game:

12, Gavin Ware, Alabama (2-2-16)

Made 13 field goals in a game:

13, Horatio Webster vs. SW Missouri St. (11-23-97)

Made 14 field goals in a game:

14, Cameron Burns at Georgia (1-17-90)

Made 15 or more field goals in a game:

16, Raymond Brown vs. Florida (3-2-85)

Attempted 20 field goals in a game:

20, Ravern Johnson vs. St. Mary's (12-29-10)

Attempted 21 or more field goals in a game:

21, Dee Bost vs. Kentucky (2-16-10)

Attempted 23 or more field goals in a game:

23, Arnett Moultrie vs. UMass (3-13-12)

Attempted 25 field goals in a game:

25, Chuck Evans at Alabama (3-6-93)

Attempted 26 field goals in a game:

26, Tony Watts at Ole Miss (2-22-92)

Attempted 27 or more field goals in a game:

28, Jeff Malone vs. Vanderbilt (1-8-83)

Made six 3-pointers in a game:

6, Q. Weatherspoon vs. Arkansas (1-10-17)

Made seven 3-pointers in a game:

7, Lamar Peters vs. Missouri (1-25-17)

Made eight or more 3-pointers in a game:

8, Winsome Frazier vs. UMKC (11-23-04)

Attempted 11 3-pointers in a game:

11, Dee Bost vs. Detroit (12-17-11)

Attempted 12 3-pointers in a game:

12, Ravern Johnson vs. ETSU (12-11-10)

Attempted 13 or more 3-pointers in a game:

13, Dee Bost vs. Troy (12-10-11)

Attempted 16 or more 3-pointers in a game:

17, Darryl Wilson vs. Alabama (3-4-95)

Made 14 or more free throws in a game:

14, Trivante Bloodman vs. Auburn (2-15-14)

Made 15 or more free throws in a game:

15, Craig Sword vs. Ole Miss (1-11-14)

Attempted 17 free throws in a game:

17, Jarvis Varnado at Houston (12-19-09)

Attempted 18 free throws in a game:

18, Craig Sword vs. Ole Miss (1-11-14)

Attempted 19 free throws in a game:

19, Carl Nichols vs. SE La. (12-1-88)

Had 16 rebounds in a game:

16, Gavin Ware vs. Maryland ES (1-2-14)

Had 17 rebounds in a game:

17, Gavin Ware at Auburn (1-21-15)

Had 18 or more rebounds in a game:

21, Wesley Morgan vs. SE La. (11-28-05)

Had 22 or more rebounds in a game:

23, Rickey Brown vs. Vanderbilt (12-6-79)

Had 24 or more rebounds in a game:

24, Wiley Peck vs. Alabama (1-27-79)

Had 10 or more offensive rebounds in a game:

11, Arnett Moultrie vs. Northwestern State (12-22-11)

Had 10 or more defensive rebounds in a game:

10, Aric Holman vs. So. Miss (12-19-16)

Had 13 or more defensive rebounds in a game:

13, Colin Borchert (3-9-13)

Had 15 or more defensive rebounds in a game:

15, Jarvis Varnado at San Diego (12-31-09)

Had 10 assists in a game:

10, Dee Bost vs. LSU (1-25-11)

Had 11 assists in a game:

11, I.J. Ready vs. No. Colorado (12-23-15)

Had 13 assists in a game:

13, I.J. Ready vs. LSU (3-4-17)

Had 14 assists in a game:

14, Gary Ervin vs. Florida A&M (12-20-04)

Had 15 or more assists in a game:

16, Chuck Evans at UMKC (2-23-93)

Had 10 or more turnovers in a game:

10, Charles Rhodes vs. Nicholls (11-11-06)

Had five or more blocks in a game:

5, Aric Holman vs. North'wern St. (11-28-16)

Had seven blocks in a game:

7, Jarvis Varnado at LSU (2-20-10)

Had eight blocks in a game:

8, Jarvis Varnado vs. Alabama (2-24-10)

Had nine blocks in a game:

9, Jarvis Varnado at Vanderbilt (2-3-10)

Had 10 blocks in a game:

10, Jarvis Varnado vs. Arkansas (1-14-10)

Had 10+ blocks in two consecutive games:

Jarvis Varnado (10 vs. Georgia & 10 vs. Kentucky, 2007-08)

Had five steals in a game:

5, Lamar Peters vs. Texas A&M (1-14-17)

Had six or more steals in a game:

7, Craig Sword vs. Ole Miss (1-11-14)

LAST TIME AN MSU TEAM...

Scored 100 or more points:

106 vs. Eastern Washington (11-13-15)

Scored 100 or more points in an SEC game:

105 vs. Auburn (3-2-04)

Allowed 100 or more points in an SEC game:

115 at Arkansas (2-20-93)

Allowed 100 or more points in non-SEC play:

105 vs. Miami (11-19-15)

Was held to 52 points or less:

52 vs. Florida (2-18-17)

Was held to 50 points:

50 vs. Alabama (2-25-12)

Was held to 49 points or less:

48 vs. Vanderbilt (2-25-17)

Was held to 45 points or less:

41 at Georgia (2-7-15)

Was held to 40 points or less:

36 vs. Missouri (2-13-13)

Was held to 35 points or less:

31 vs. Vanderbilt (2-23-13)

Was held to fewer than 10 points in a half:

9 at Arkansas, first (2-7-15)

Held opponent to 59 points or less:

57 vs. Florida (2-18-17)

Held opponent to 56 points or less:

56 at Vanderbilt (3-4-15)

Held opponent to 55 points or less:

52 vs. LSU-SECT (3-08-17)

Held opponent to 50 points or less:

46 vs. Arkansas (2-9-16)

Held opponent to 45 points or less:

44 vs. Southern Miss (12-19-16)

Held opponent to 42 points or less:

42 vs. Texas-San Antonio (12-4-12)

Held opponent to 39 points or less:

39 at LSU (1-9-08)

Shot 50 percent or better from the field:

.545 [36-66] vs. LSU (3-4-17)

Shot 55 percent or better from the field:

.571 [32-56] vs. Missouri (1-25-17)

Shot 60 percent or better from the field:

.621 [41-66] vs. E. Washington (11-13-15)

Shot 65 percent or better from the field:

.660 [35-53] vs. Western Kentucky (1-5-09)

Was held to less than 35 percent from the field:

.309 [21-68] vs. Tennessee (2-4-17)

Was held to less than 30 percent from the field:

.298 [14-47] vs. Vanderbilt (2-25-17)

Was held to less than 25 percent from the field:

.175 [7-40] vs. Vanderbilt (2-23-13)

Held opp. to 35 percent or less from the field:

.333 [18-54] vs. LSU-SECT (3-8-17)

Held opp. to 30 percent or less from the field:

.283 [17-60] vs. UMKC (12-29-16)

Held opp. to 25 percent or less from the field:

.231 [15-65] vs. Southern Miss (12-19-16)

Opponent shot 50 percent or better:

.500 [27-54] South Carolina (2-11-17)

Opponent shot 60 percent or better:

.623 [33-53] Missouri (3-1-14)

Made 35 or more field goals:

36 vs. LSU (3-4-17)

Made 40 or more field goals:

41 vs. Eastern Washington (11-13-15)

Made fewer than 15 field goals:

14 at Vanderbilt (2-25-17)

Attempted 70 or more shots from the field:

74 vs. Ole Miss (2-18-17)

Attempted 80 or more shots from the field:

80 at Alabama (2-21-09)

Attempted just 40 shots from the field:

40 vs. Vanderbilt (2-23-13)

Attempted 39 or fewer shots from the field:

39 at Vanderbilt (3-4-15)

Attempted 35 or fewer shots from the field:

34 vs. Tennessee (2-3-15)

Made 10 or more 3-pointers:

11 vs. LSU-SECT (3-8-17)

Made 12 3-pointers:

12 vs. Missouri (1-25-17)

Made 13 3-pointers:

13 vs. Georgia State (12-04-16)

Made 15 3-pointers:

15 vs. North Carolina A&T (12-12-10)

Made 16 3-pointers:

16 vs. Troy (12-10-11)

Made 17 3-pointers:

17 vs. Southern Miss (12-19-16)

Did not make a 3-pointer:

[0-10] at Arkansas (2-7-15)

Made just one 3-pointer:

vs. Tennessee (1-7-15)

Made just two 3-pointers:

vs. Florida (2-18-17)

Opponent made 15 or more 3-pointers:

16, Arkansas (1-9-16)

Opponent made just one 3-pointer:

vs. LSU-SECT (3-8-17)

Attempted nine 3-pointers or less:

9 vs. Tennessee (1-7-15)

Attempted six 3-pointers or less:

6 at Ole Miss (1-29-03)

Attempted 25 3-pointers:

25 at Ole Miss (1-31-17)

THE LAST TIME (CONTINUED) . . .

Attempted 26 3-pointers:

26 at South Carolina (2-28-17)

Attempted 27 3-pointers:

27 vs. South Carolina (2-11-17)

Attempted 28 3-pointers:

28 vs. Georgia (2-13-16)

Attempted 29 or more 3-pointers:

29 vs. Southern Miss (12-19-16)

Attempted 30 or more 3-pointers:

30 vs. LSU-SECT (3-08-17)

Attempted 35 or more 3-pointers:

35 vs. Kentucky (2-16-10)

Made 31 or more free throws:

31 vs. Auburn (1-22-14)

Made 40 or more free throws:

41 vs. LSU (2-11-09)

Made 50 or more free throws:

52 vs. LSU (2-11-09)

Made fewer than five free throws:

4 at Vanderbilt (2-1-14)

Made fewer than four free throws:

3 vs. Baylor (12-28-11)

Made only 1 free throw:

1 vs. Florida (1-30-14)

Opponent made 30 or more free throws:

34, Ole Miss (2-18-17)

Attempted 30 or more free throws:

34 vs. Auburn (2-7-17)

Attempted 35 or more free throws:

35 vs. Tennessee (2-3-15)

Attempted 40 or more free throws:

44 vs. Tennessee (1-7-15)

Attempted 45 or more free throws:

45 vs. Florida A&M (12-17-13)

Attempted fewer than 10 free throws:

9, vs. Georgia State (12-4-16)

Opponent attempted 40 or more free throws:

44, Ole Miss (2-18-17)

Had 50 or more rebounds:

50 vs. Arkansas (2-9-16)

Had 55 or more rebounds:

55 vs. Tennessee (2-4-17)

Had 58 or more rebounds:

58 vs. Troy (12-10-05)

Had 59 or more rebounds:

59 at Houston (12-19-09)

Had fewer than 25 rebounds:

21 vs. McNeese State (12-30-14)

Had 20 or fewer rebounds:

20 at Kentucky (1-12-16)

Had 20 or more assists:

20 vs. South Carolina (2-27-16)

Had 21 or more assists:

21 vs. LSU (3-4-17)

Had 25 or more assists:

25 vs. St. Bonaventure (12-05-09)

Had 30 or more assists:

30 vs. Troy (12-10-11)

Had 5 Assists:

5, Florida State (12-16-15)

Had Fewer Than 5 Assists:

4, Tennessee (1-2-15)

Had 20 or more turnovers:

20 at South Carolina (2-28-17)

Had 21 or more turnovers:

22 vs. Ole Miss (2-18-17)

Had 23 or more turnovers:

23 vs. Arkansas (2-21-15)

Had 24 or more turnovers:

24 at Arkansas (2-7-15)

Had 25 turnovers:

26 vs. Mississippi Valley State (11-17-14)

Had 29 or more turnovers:

29 at Arkansas (1-23-13)

Had 30 or more turnovers:

31 at Kentucky (1-7-97)

Had 34 or more turnovers:

34 at Evansville (12-17-75)

Had fewer than 10 turnovers:

7 vs. Missouri (1-25-17)

Had five or fewer turnovers:

5 vs. Morehead State (12-22-16)

Forced 25 or more turnovers

26 vs. Kennesaw State (11-14-13)

Had 10 blocked shots:

10 vs. Texas Southern (12-2-15)

Had 11 blocked shots:

11 vs. Southern Miss (12-19-16)

Had 12 blocked shots:

12 at South Carolina (1-26-16)

Had 13 blocked shots:

13 vs. Arkansas (1-14-10)

Had 14 blocked shots:

14 vs. Texas-Pan American (11-24-09)

Had 16 blocked shots:

16 vs. Georgia (1-12-08)

Had 10 steals:

10 vs. Kentucky (1-17-17)

Had 11 steals:

11 vs. Texas A&M (1-14-17)

Had 12 steals:

12 vs. LSU-SECT (3-8-17)

Had 13 steals:

13 vs. Ole Miss (2-18-17)

Had 14 steals:

14 vs. South Carolina (1-9-13)

Had 15 steals:

15 vs. Florida Gulf Coast (12-19-13)

Had 17 or more steals:

17 vs. Oregon State (12-01-16)

Had 20 or more steals:

20 vs. Nicholls State (11-17-01)

Had 1 steal or less:

1 vs. Vanderbilt (3-11-11)

MISSISSIPPI STATE IN OVERTIME

Mississippi State In Overtime Games

This Season	0-1
Overall Overtime Record	60-51
<i>Home Overtime Record</i>	34-23
<i>Road Overtime Record</i>	18-20
<i>Neutral Site Overtime Record</i>	8-8
Humphrey Coliseum Overtime Record	25-18
SEC Tournament Overtime Record	2-5
Double Overtime Record	6-5
Four Overtime Record	1-1
Postseason Overtime Record	1-0
Last OT Played (1OT)	vs. Ole Miss (L, 87-82, 2/18/17)
Last Double OT	vs. UMass (L, 101-96, 3/13/12)
Last Triple OT	vs. Alabama (L, 79-78, 2/27/11)
Last Four OT	vs. Ole Miss (W, 104-102, 1/24/90)

Mississippi State Coaches In Overtime Games

Babe McCarthy	6-5	Bob Boyd	3-4
<i>Home Overtime Record</i>	2-2	<i>Home Overtime Record</i>	2-1
<i>Road Overtime Record</i>	2-2	<i>Road Overtime Record</i>	1-2
<i>Neutral Site Overtime Record</i>	2-1	<i>Neutral Site Overtime Record</i>	0-1
Joe Dan Gold	5-3	Richard Williams	15-11
<i>Home Overtime Record</i>	3-3	<i>Home Overtime Record</i>	7-3
<i>Road Overtime Record</i>	1-0	<i>Road Overtime Record</i>	5-5
<i>Neutral Site Overtime Record</i>	1-0	<i>Neutral Site Overtime Record</i>	3-3
Kermit Davis	8-6	Rick Stansbury	15-16
<i>Home Overtime Record</i>	5-3	<i>Home Overtime Record</i>	7-6
<i>Road Overtime Record</i>	3-3	<i>Road Overtime Record</i>	6-7
<i>Neutral Site Overtime Record</i>	2-0	<i>Neutral Site Overtime Record</i>	2-3
Ron Greene	2-0	Rick Ray	3-1
<i>Home Overtime Record</i>	2-0	<i>Home Overtime Record</i>	3-1
Jim Hatfield	3-3	Ben Howland	0-2
<i>Home Overtime Record</i>	3-2	<i>Home Overtime Record</i>	0-2
<i>Road Overtime Record</i>	0-1		

OVERTIME FOES

TEAM	RECORD	TEAM	RECORD
Alabama	6-7	South Alabama	1-0
Alaska-Fairbanks	1-0	South Carolina	3-0
Arkansas	2-1	Tennessee	6-2
Auburn	6-4	Texas	1-0
Baylor	1-0	Texas A&M	1-1
BYU	0-1	Troy	2-0
California	0-1	Tulane	0-1
Drake	1-0	UAB	0-1
Florida	0-3	UMass	0-1
Florida State	1-0	Vanderbilt	2-5
Georgia	3-3		
Georgia Tech	1-0		
Houston	0-1		
Idaho	0-1		
Kentucky	4-5		
Loyola	1-0		
LSU	3-4		
Memphis	1-0		
Missouri-Kansas City	0-1		
Montana	1-0		
Morehead State	1-0		
NE Louisiana	0-1		
Northwestern State	0-1		
Oklahoma	1-0		
Ole Miss	6-4		
Old Dominion	0-1		
San Diego	0-1		
Santa Clara	2-0		
Southern Mississippi	1-0		
SW Louisiana	1-0		

1 LAMAR PETERS



Freshman | Guard

6-0 | 188

New Orleans, LA

Landry-Walker HS

Season Highs

Points: 25, Kentucky 1-17-17
FGM: 9, 2x, last vs Kentucky 1-17-17
FGA: 16, Kentucky 1-17-17
3FGM: 7, Missouri 1-25-17
3FGA: 11, Missouri 1-25-17
FTM: 11, TAMU 1-14-17
FTA: 11, 2x, last vs Auburn 2-7-17
Rebounds: 7, Kentucky 1-17-17
Assists: 7, 4x, last vs Georgia 2-14-17
Blocks: 2, Southern Miss 12-19-16
Steals: 5, TAMU 1-14-17
Minutes: 36, Auburn 2-7-17

Peters' Notes . . .

-Made his collegiate debut against Norfolk State on November 11, 2016

- Earned his first-career steal against Boise State.

-Led the team in 3-pointers with 4 against UTEP.

-Had a career-high 3 steals against ETSU.

-Earned his first career (2) blocks against Southern Miss.

-Had career-high 5 steals vs. Texas A&M and was 11-of-11 at FTL.

-Had a career-high rebounds (7) against Kentucky.

-Had a career-high (7) assists against Tennessee.

-Had career-high (7) three-pointers made against Missouri.

-Tied his career-high (7) assists for the third time against Auburn.

-Had career-high (36) minutes at Auburn.

-Has scored in double-digits 17 out of 29 games played.

2016-17 Game-By-Game

Opponent	MIN	FG	Pct.	3FG	Pct.	FT	Pct.	O-D-R	PF	A	TO	B	S	PTS	
N11 Norfolk State	15	0-3	.000	0-2	.000	0-0	.000	0-1-1	2	3	4	0	0	0	
N17 Central Florida	-DNP-														
N18 Boise State	14	0-4	.000	0-3	.000	0-0	.000	1-0-1	3	1	0	0	1	0	
N20 UTEP	23	4-6	.667	4-5	.800	1-1	1.000	0-1-1	3	4	1	0	0	13	
N25 Lehigh	*	31	4-10	.400	3-7	.429	0-0	.000	0-2-2	1	1	1	0	0	11
N28 Northwestern State	-DNP-														
D1 Oregon State	15	3-6	.500	2-3	.667	2-2	1.000	0-1-1	4	3	1	0	2	10	
D4 Georgia State	26	9-12	.750	6-9	.667	0-0	.000	1-5-6	2	4	1	0	0	24	
D14 ETSU	22	3-10	.300	3-7	.429	1-2	.500	0-1-1	4	2	3	0	3	10	
D19 Southern Miss	23	5-11	.455	4-7	.571	1-1	1.000	0-3-3	3	5	0	2	0	15	
D22 Morehead State	24	1-4	.250	1-4	.250	0-0	.000	0-1-1	2	0	0	0	0	3	
D29 UMKC	22	3-5	.600	0-1	.000	1-3	.333	0-1-1	5	2	2	1	0	7	
J3 Alabama	21	4-9	.444	1-4	.250	0-0	.000	0-1-1	5	4	1	0	2	9	
J7 LSU	*	27	4-10	.400	2-5	.400	5-6	.833	0-1-1	2	5	3	0	1	15
J10 Arkansas	*	30	5-12	.417	4-10	.400	0-0	.000	0-3-3	1	2	3	0	0	14
J14 Texas A&M	*	31	1-7	.143	1-5	.200	11-11	1.000	1-1-2	1	4	3	0	5	14
J17 Kentucky	*	35	9-16	.563	2-5	.400	5-8	.625	1-6-7	3	2	5	0	0	25
J21 Tennessee	*	26	4-10	.400	1-5	.200	2-2	1.000	0-2-2	2	7	0	0	1	11
J25 Missouri	*	20	8-12	.667	7-11	.636	0-0	.000	1-0-1	4	2	1	1	1	23
J28 Alabama	*	34	4-12	.333	2-6	.333	3-5	.600	0-0-0	3	3	8	0	2	13
J31 Ole Miss	*	24	5-10	.500	2-5	.400	4-4	1.000	0-2-2	1	4	4	0	1	16
F4 Tennessee	*	34	1-8	.125	0-6	.000	2-4	.500	0-2-2	2	7	2	0	1	4
F7 Auburn	*	36	5-12	.417	3-8	.375	10-11	.909	0-2-2	4	7	4	0	1	23
F11 South Carolina	*	19	1-6	.167	1-5	.200	0-0	.000	0-2-2	1	3	4	0	0	3
F14 Georgia	*	27	5-15	.333	3-7	.429	1-2	.500	4-1-5	4	7	4	0	0	14
F18 Florida	*	28	3-12	.250	1-8	.125	1-2	.500	1-4-5	4	2	1	0	4	8
F21 Ole Miss	*	26	1-8	.125	1-6	.167	0-3	.000	0-1-1	4	3	2	0	2	3
F25 Vanderbilt	*	26	1-7	.143	0-3	.000	5-6	.833	0-3-3	3	2	3	0	2	7
F28 South Carolina	*	23	2-8	.250	1-4	.250	1-2	.500	1-4-5	4	4	3	1	1	6
M4 LSU	19	2-5	.400	1-4	.250	0-0	.000	0-1-1	2	2	1	0	1	5	
M8 LSU-SECT	21	4-9	.444	2-4	.500	0-0	.000	1-3-4	0	6	0	0	3	10	
M9 Alabama-SECT															

CAREER STATS FOR LAMAR PETERS

Year	GP-GS	Min/Avg	FG-FGA	Pct	3FM-3GA	Pct	FT-FTA	Pct	Rebs	PF-D	Asst	TO	Blk	Stl	Pts/Avg
2016-17	29-17	722/24.9	101-259	.390	58-159	.365	56-75	.747	67/2.3	79-2	101	65	5	34	316/10.9

2 ELI WRIGHT



Freshman | Gaurd

6-4 | 203

Owensboro, KY

22 Feet Academy

Season Highs

Points: 11, NWST 11-28-16
FGM: 4, twice, last vs LSU 1-7-17
FGA: 5, NWST 11-28-16
3FGM: 1, twice, last vs LSU 1-7-17
3FGA: 2, twice, last vs Oregon State 12-1-16
FTM: 3, 5x last vs Oregon State 12-1-16
FTA: 5, NWST 11-28-16
Rebounds: 7, NWST 11-28-16
Assists: 3, Boise State 11-18-16
Blocks: 1, 3x, last vs Auburn 2-7-17
Steals: 2, Oregon State 12-1-16
Minutes: 31, NWST 11-28-16

Wright's Notes . . .

-Made his collegiate debut against Norfolk State.

-Earned his first collegiate points with 2 against UCF.

-Earned his first collegiate block against UTEP.

-Had a career-high 31 minutes against Northwestern State.

-Had a career-high 11 points against Northwestern State.

-Had a career-high 2 steals against Oregon State.

-Best SEC game was 9 points at LSU and at Auburn.

-Shot at 100% against Auburn and was 1-2 from the FT line.

-Reached his 100th career-point against LSU.

2016-17 Game-By-Game

Opponent	MIN	FG	Pct.	3FG	Pct.	FT	Pct.	O-D-R	PF	A	TO	B	S	PTS
N11 Norfolk State	13	0-2	.000	0-1	.000	0-0	.000	0-1-1	4	0	0	0	0	0
N17 Central Florida	15	0-2	.000	0-2	.000	2-2	1.000	0-0-0	4	0	1	0	0	2
N18 Boise State	15	0-1	.000	0-1	.000	2-2	1.000	0-0-0	2	3	1	0	1	0
N20 UTEP	10	0-3	.000	0-1	.000	0-0	.000	0-1-1	0	0	0	1	0	0
N25 Lehigh	18	0-2	.000	0-1	.000	2-2	1.000	0-1-1	0	0	1	0	1	2
N28 Northwestern State *	31	4-5	.800	0-1	.000	3-5	.600	3-4-7	4	1	1	0	1	11
D1 Oregon State	19	3-4	.750	1-2	.500	3-4	.750	0-3-3	1	1	0	0	2	10
D4 Georgia State	16	0-4	.000	0-2	.000	0-0	.000	1-1-2	0	0	1	0	0	0
D14 ETSU	12	1-1	1.000	0-0	.000	2-4	.500	0-0-0	2	0	0	0	0	4
D19 Southern Miss	-DNP-													
D22 Morehead State	3	0-2	.000	0-1	.000	0-0	.000	0-0-0	0	0	0	0	0	0
D29 UMKC	14	0-0	.000	0-0	.000	0-0	.000	0-2-2	1	0	1	0	0	0
J3 Alabama	1	0-0	.000	0-0	.000	0-0	.000	0-0-0	0	0	0	0	0	0
J7 LSU	11	4-4	1.000	1-1	1.000	0-2	.000	0-0-0	1	0	0	0	1	9
J10 Arkansas	3	1-2	.500	0-0	.000	0-0	.000	1-1-2	1	0	0	0	0	2
J14 Texas A&M	3	0-0	.000	0-0	.000	0-0	.000	0-0-0	0	0	0	0	0	0
J17 Kentucky	8	1-2	.500	0-0	.000	0-0	.000	0-0-0	2	0	0	0	1	2
J21 Tennessee	13	2-3	.667	0-1	.000	0-1	.000	1-4-5	5	0	0	1	0	4
J25 Missouri	17	3-4	.750	1-1	1.000	0-0	.000	0-0-0	1	0	1	0	0	7
J28 Alabama	15	2-3	.667	0-1	.000	1-1	1.000	1-0-1	1	0	0	0	0	5
J31 Ole Miss	20	0-1	.000	0-1	.000	2-2	1.000	2-1-3	1	1	4	0	0	2
F4 Tennessee	3	0-1	.000	0-0	.000	0-0	.000	1-0-1	2	0	0	0	0	0
F7 Auburn	21	3-3	1.000	2-2	1.000	1-2	.500	0-2-2	4	0	0	1	0	9
F11 South Carolina	21	2-4	.500	1-2	.500	2-2	1.000	1-3-4	4	0	2	0	0	7
F14 Georgia	16	1-1	1.000	0-0	.000	0-0	.000	0-1-1	2	1	0	0	2	2
F18 Florida	8	1-1	1.000	0-0	.000	0-0	.000	0-0-0	0	0	1	0	0	2
F21 Ole Miss	-DNP-													
F25 Vanderbilt	12	1-1	1.000	1-1	1.000	2-2	1.000	1-3-4	0	0	0	0	0	5
F28 South Carolina	23	2-4	.500	1-2	.500	0-0	.000	1-2-3	4	0	1	0	1	5
M4 LSU	8	3-5	.600	2-2	1.000	0-0	.000	1-1-2	2	0	0	0	0	8
M8 LSU-SECT	11	2-2	1.000	1-1	1.000	0-0	.000	0-2-2	2	0	1	0	1	5
M9 Alabama-SECT														

CAREER STATS FOR ELI WRIGHT

Year	GP-GS	Min/Avg	FG-FGA	Pct	3FM-3GA	Pct	FT-FTA	Pct	Rebs	PF-D	Ast	TO	Blk	Stl	Pts/Avg
2016-17	29-1	381/13.1	36-67	.537	11-27	.407	22-31	.710	46/1.6	50-1	7	16	3	11	105/3.6

3 XAVIAN STAPLETON



Sophomore | Guard

6-6 | 195

Flora, MS

Madison Central HS

Season Highs

Points: 14, 2x, last vs LSU 3-4-17
FGM: 6, 2x, last vs LSU 3-4-17
FGA: 13, Tennessee 2-4-17
3FGM: 2, 2x, last vs LSU 3-4-17
3FGA: 4, Kentucky 1-17-17
FTM: 6, Arkansas 1-10-17
FTA: 7, Arkansas 1-10-17
Rebounds: 11, Tennessee 2-4-17
Assists: 1, 5x, last vs LSU 3-4-17
Blocks: 2, Ole Miss 2-21-17
Steals: 4, Tennessee 2-4-17
Minutes: 28, South Carolina 2-11-17

Stapleton's Notes . . .

-Appeared in his first game at MSU against Southern Miss after being out for an ACL injury.

-Had 8 points, 1 block, 2 steals and 1 rebound in his first appearance as a Bulldog.

-Season high of (10) points came at Arkansas.

-Had his fourth career start.

-Earned his first career double-double against Tennessee. With career high (14) points and (11) rebounds.

-Had a career high (4) steals against Tennessee.

-Had a career high (28) minutes against South Carolina.

-Reached his 100th-career point against South Carolina.

-Has now scored in double-digits 7 times after having 13 points against LSU.

-Tied his career-high (14) points against LSU.

2016-17 Game-By-Game

Opponent	MIN	FG	Pct.	3FG	Pct.	FT	Pct.	O-D-R	PF	A	TO	B	S	PTS
N11 Norfolk State	-DNP-													
N17 Central Florida	-DNP-													
N18 Boise State	-DNP-													
N20 UTEP	-DNP-													
N25 Lehigh	-DNP-													
N28 Northwestern State	-DNP-													
D1 Oregon State	-DNP-													
D4 Georgia State	-DNP-													
D14 ETSU	-DNP-													
D19 Southern Miss	11	3-5	.600	2-2	1.000	0-0	.000	0-1-1	2	0	0	1	2	8
D22 Morehead State	* 15	2-4	.500	1-2	.500	0-0	.000	1-2-3	2	0	0	1	2	5
D29 UMKC	18	3-7	.429	1-3	.333	2-4	.500	0-2-2	1	1	2	1	2	9
J3 Alabama	* 14	2-5	.400	0-2	.000	1-2	.500	0-1-1	2	0	0	0	1	5
J7 LSU	4	2-3	.667	0-1	.000	0-0	.000	0-0-0	0	0	0	0	1	4
J10 Arkansas	14	2-5	.400	0-2	.000	6-7	.857	3-4-7	2	0	0	0	1	10
J14 Texas A&M	7	1-2	.500	0-0	.000	1-2	.500	0-0-0	4	0	0	0	0	3
J17 Kentucky	17	3-7	.429	1-4	.250	2-2	1.000	0-0-0	5	0	3	0	1	9
J21 Tennessee	17	1-4	.250	0-2	.000	1-4	.250	1-1-2	4	0	1	0	0	3
J25 Missouri	* 10	2-5	.400	1-1	1.000	0-0	.000	1-0-1	3	0	1	0	0	5
J28 Alabama	8	2-4	.500	1-2	.500	0-1	.000	1-2-3	5	0	1	0	0	5
J31 Ole Miss	18	2-5	.400	0-3	.000	2-3	.667	0-1-1	1	1	0	0	1	6
F4 Tennessee	26	6-13	.462	1-3	.333	1-2	.500	5-6-11	4	1	1	1	4	14
F7 Auburn	22	1-2	.500	0-1	.000	1-3	.333	0-1-1	4	0	2	1	0	3
F11 South Carolina	* 28	4-7	.571	1-3	.333	2-2	1.000	1-2-3	3	1	1	0	0	11
F14 Georgia	18	4-8	.500	3-4	.750	0-0	.000	2-1-3	2	0	2	1	0	11
F18 Florida	16	2-8	.250	0-2	.000	1-3	.333	2-3-5	2	0	0	0	0	5
F21 Ole Miss	22	4-10	.400	0-3	.000	3-3	1.000	3-6-9	5	0	1	2	1	11
F25 Vanderbilt	21	1-2	.500	1-2	.500	2-2	1.000	0-1-1	4	1	2	1	1	5
F28 South Carolina	* 16	0-2	.000	0-2	.000	0-0	.000	0-0-0	5	0	0	0	0	0
M4 LSU	20	6-9	.667	2-3	.667	0-1	.000	1-1-2	3	1	0	1	2	14
M8 LSU- SECT	25	4-7	.571	3-5	.600	2-2	1.000	1-5-6	1	1	2	0	2	13
M9 Alabama- SECT														

CAREER STATS FOR XAVIAN STAPLETON

Year	GP-GS	Min/Avg	FG-FGA	Pct	3FM-3GA	Pct	FT-FTA	Pct	Rebs	PF-D	Ast	TO	Blk	Stl	Pts/Avg
2016-17	22-5	367/16.7	57-124	.460	18-52	.346	27-43	.628	62/2.8	64-4	7	19	10	21	159/7.2

4 MARIO KEGLER



Freshman | Guard

6-7 | 220

Jackson, MS

Oak Hill Academy

Season Highs

Points: 17, Tennessee 2-4-17
FGM: 6, 2x last vs Kentucky 1-17-17
FGA: 13, Georgia State 12-4-16
3FGM: 4, 2x, last vs Tennessee 2-4-17
3FGA: 8, Georgia State 12-4-16
FTM: 5, 2x, last vs Missouri 1-25-17
FTA: 7, Missouri 1-25-17
Rebounds: 9, 3x, last Tennessee 2-4-17
Assists: 5, Arkansas 1-10-17
Blocks: 1, 5x, last vs South Carolina 2-28-17
Steals: 2, 3x, last vs UMKC 12-29-16
Minutes: 35, ETSU 12-14-16

Kegler's Notes . . .

-Earned his first-career start during his collegiate debut against Norfolk State.

-Had a career-high 5 rebounds against UCF on November 17, 2016.

-Had a career-high 12 points against Boise State on November 18, 2016.

-Career-high 9 rebounds against Lehigh.

-Had a career-high 16 points against Georgia State.

-Tied his career-high 2 steals against Georgia State.

-Had a career and team-high 5 assists against Arkansas.

-Best SEC game was against Missouri with 16 points and 5 rebounds.

-Has scored in double-digits in 16 of 29 games played.

-Had a career-high (17) points and tied his career-high (9) rebounds against Tennessee.

-Third on the team with (36) made 3-pointers.

2016-17 Game-By-Game

Opponent	MIN	FG	Pct.	3FG	Pct.	FT	Pct.	O-D-R	PF	A	TO	B	S	PTS
N11 Norfolk State	*	26	2-6	.333	2-4	.500	2-2	1.000	0-2-2	4	1	2	0	8
N17 Central Florida	*	22	3-7	.429	1-2	.500	0-0	.000	1-4-5	4	0	3	0	7
N18 Boise State	*	26	4-6	.667	2-4	.500	2-3	.667	1-3-4	2	0	3	0	12
N20 UTEP	*	27	2-10	.200	0-4	.000	2-2	1.000	1-7-8	1	0	0	0	6
N25 Lehigh	*	32	4-12	.333	1-3	.333	3-4	.750	4-5-9	2	0	3	0	12
N28 Northwestern State	*	30	4-12	.333	0-3	.000	0-0	.000	0-2-2	2	0	1	0	8
D1 Oregon State	*	28	4-5	.800	2-2	1.000	2-3	.667	1-2-3	1	1	3	0	12
D4 Georgia State	*	30	6-13	.462	4-8	.500	0-0	.000	1-3-4	1	3	2	0	16
D14 ETSU	*	35	5-7	.714	1-2	.500	1-3	.333	1-7-8	3	1	1	1	12
D19 Southern Miss	*	19	2-6	.333	1-4	.250	0-0	.000	0-7-7	3	1	0	0	5
D22 Morehead State		26	3-8	.375	0-4	.000	1-5	.200	3-4-7	0	1	0	0	7
D29 UMKC	*	25	2-8	.250	2-4	.500	2-3	.667	2-5-7	1	0	1	0	8
J3 Alabama	*	33	4-9	.444	0-5	.000	4-6	.667	1-6-7	2	0	1	0	12
J7 LSU	*	27	2-7	.286	2-5	.400	5-6	.833	1-6-7	3	0	2	0	11
J10 Arkansas	*	28	2-5	.400	0-2	.000	3-6	.500	0-3-3	4	5	3	0	7
J14 Texas A&M	*	28	1-7	.143	0-2	.000	2-5	.400	0-5-5	1	0	1	1	4
J17 Kentucky	*	32	6-10	.600	1-3	.333	0-2	.000	2-6-8	3	2	2	1	13
J21 Tennessee	*	25	3-6	.500	2-3	.667	2-2	1.000	1-2-3	2	0	2	0	10
J25 Missouri	*	34	5-9	.556	1-4	.250	5-7	.714	2-3-5	2	2	0	0	16
J28 Alabama	*	27	2-7	.286	1-2	.500	0-2	.000	0-5-5	4	4	3	1	5
J31 Ole Miss	*	32	2-6	.333	2-5	.400	2-3	.667	0-6-6	3	3	4	0	8
F4 Tennessee	*	33	5-10	.500	4-6	.667	3-5	.600	2-7-9	3	1	1	0	17
F7 Auburn	*	20	5-6	.833	3-3	1.000	3-3	1.000	0-4-4	5	2	1	0	16
F11 South Carolina	*	32	7-10	.700	2-4	.500	0-1	.000	3-3-6	3	2	2	1	16
F14 Georgia	*	32	5-9	.556	2-4	.500	2-3	.667	1-5-6	2	2	1	0	14
F18 Florida	*	29	2-7	.286	0-3	.000	0-0	.000	2-2-4	0	1	1	1	4
F21 Ole Miss	*	31	6-11	.545	1-4	.250	2-2	1.000	3-5-8	5	1	4	0	15
F25 Vanderbilt	*	26	2-6	.333	1-3	.333	2-2	1.000	1-4-5	4	0	3	0	7
F28 South Carolina	*	26	3-9	.333	2-6	.333	4-4	1.000	0-4-4	4	2	5	1	12
M4 LSU	*	31	3-9	.333	0-5	.000	2-2	1.000	2-4-6	0	1	2	0	8
M8 LSU- SECT	*	18	0-4	.000	0-2	.000	2-2	1.000	0-3-3	3	0	0	1	2
M9 Alabama- SECT														

CAREER STATS FOR MARIO KEGLER

Year	GP-GS	Min/Avg	FG-FGA	Pct	3FM-3GA	Pct	FT-FTA	Pct	Rebs	PF-D	Asst	TO	Blk	Stl	Pts/Avg
2016-17	31-30	870/28.1	106-247	.429	40-115	.348	58-88	.659	170/5.5	77-2	36	58	8	22	310/10.0

5 JOE STRUGG



R- Freshman| Forward

6-9 | 196

Montgomery, AL

G.W. Carver HS

Season Highs

Points: 3, Southern Miss 12-19-16
FGM: 1, Southern Miss 12-19-16
FGA: 2, Southern Miss 12-19-16
3FGM: 1, Southern Miss 12-19-16
3FGA: 2, Southern Miss 12-19-16
FTM: --
FTA: --
Rebounds: 1, 3x, last vs UMKC 12-29-16
Assists: --
Blocks: --
Steals: --
Minutes: 6, Southern Miss 12-19-16

Strugg's Notes . . .

-Earned his first collegiate minutes played with 2 against UCF on November 17, 2016.

-Had a career-high 1 rebound against Oregon State.

-Had a career high 6 minutes and 3 points against Southern Miss.

-Has not appeared in any SEC games.

-Did not travel to Alabama because he was sick.

2016-17 Game-By-Game

Opponent	MIN	FG	Pct.	3FG	Pct.	FT	Pct.	O-D-R	PF	A	TO	B	S	PTS
N11 Norfolk State	-DNP-													
N17 Central Florida	2	0-0	.000	0-0	.000	0-0	.000	0-0-0	0	0	0	0	0	0
N18 Boise State	-DNP-													
N20 UTEP	-DNP-													
N25 Lehigh	-DNP-													
N28 Northwestern State	4	0-1	.000	0-0	.000	0-0	.000	0-0-0	1	0	0	0	0	0
D1 Oregon State	1	0-0	.000	0-0	.000	0-0	.000	0-1-1	0	0	0	0	0	0
D4 Georgia State	1	0-1	.000	0-1	.000	0-0	.000	0-1-1	0	0	0	0	0	0
D14 ETSU	-DNP-													
D19 Southern Miss	6	1-2	.500	1-2	.500	0-0	.000	0-0-0	1	0	3	0	0	3
D22 Morehead State	-DNP-													
D29 UMKC	1	0-0	.000	0-0	.000	0-0	.000	0-1-1	0	0	1	0	0	0
J3 Alabama	-DNP-													
J7 LSU	-DNP-													
J10 Arkansas	-DNP-													
J14 Texas A&M	-DNP-													
J17 Kentucky	-DNP-													
J21 Tennessee	-DNP-													
J25 Missouri	-DNP-													
J28 Alabama	-DNP-													
J31 Ole Miss	-DNP-													
F4 Tennessee	-DNP-													
F7 Auburn	-DNP-													
F11 South Carolina	-DNP-													
F14 Georgia	-DNP-													
F18 Florida	-DNP-													
F21 Ole Miss	-DNP-													
F25 Vanderbilt	-DNP-													
F28 South Carolina	-DNP-													
M4 LSU	-DNP-													
M8-12 SEC Tournament														

CAREER STATS FOR JOE STRUGG

Year	GP-GS	Min/Avg	FG-FGA	Pct	3FM-3GA	Pct	FT-FTA	Pct	Rebs	PF-D	Ast	TO	Blk	Stl	Pts/Avg
2016-17	6-0	15/2.5	1-4	.250	1-3	.333	0-0	.000	3-0.5	2-0	0	4	0	0	3/0.5

11 QUINNDARY WEATHERSPOON



Sophomore | Guard

6-4 | 205

Canton, MS

Velma Jackson HS

Season Highs

Points: 29, Missouri 1-25-17
FGM: 11, Missouri 1-25-17
FGA: 18, 2x, last vs Tennessee 2-4-17
3FGM: 6, Arkansas 1-10-17
3FGA: 8, 2x, last vs UMKC 12-29-16
FTM: 7, ETSU 12-14-16
FTA: 8, 2x, last vs Morehead State 12-22-16
Rebounds: 9, 2x, last vs Auburn 2-7-17
Assists: 5, South Carolina 2-11-17
Blocks: 2, 2x, last vs LSU 1-7-17
Steals: 4, 5x last vs Ole Miss 2-21-17
Minutes: 40, Ole Miss 2-21-17

Career Highs

Points: 29, Missouri 1-25-17
FGM: 11, Missouri 1-25-17
FGA: 18, UCF 11-17-16
3FGM: 6, Arkansas 1-10-17
3FGA: 8, 3x, last vs UMKC 12-29-16
FTM: 8, Vanderbilt, 2-16-16
FTA: 10, Vanderbilt, 2-16-16
Rebounds: 14, Missouri, 1-30-16
Assists: 5, South Carolina 2-11-17
Blocks: 2, 3x, last vs LSU 1-7-17
Steals: 4, 3x, last vs Georgia State 12-4-16
Minutes: 41, Alabama, 2-2-16

2016-17 Game-By-Game

Opponent	MIN	FG	Pct.	3FG	Pct.	FT	Pct.	O-D-R	PF	A	TO	B	S	PTS
N11 Norfolk State	*	30	9-16	.563	2-5	.400	2-2	1.000	2-4-6	2	2	2	1	22
N17 Central Florida	*	35	6-18	.333	2-5	.400	5-5	1.000	2-5-7	0	4	1	1	19
N18 Boise State	*	35	9-12	.750	1-3	.333	6-7	.857	1-3-4	1	2	2	0	25
N20 UTEP	*	36	2-9	.222	0-2	.000	5-7	.714	0-3-3	3	2	0	0	9
N25 Lehigh	-DNP-													
N28 Northwestern State	-DNP-													
D1 Oregon State	*	30	6-7	.857	4-5	.800	5-6	.833	1-3-4	3	0	4	0	21
D4 Georgia State	*	27	5-12	.417	2-8	.250	2-2	1.000	1-2-3	4	3	3	0	14
D14 ETSU	*	32	3-14	.214	0-4	.000	7-8	.875	3-4-7	2	1	3	0	13
D19 Southern Miss	*	26	4-8	.500	4-4	1.000	4-4	1.000	1-0-1	2	2	2	0	16
D22 Morehead State	*	36	10-17	.588	1-3	.333	6-8	.759	1-4-5	2	3	1	0	27
D29 UMKC	*	25	9-15	.600	5-8	.625	2-5	.400	2-5-7	2	4	2	0	25
J3 Alabama	*	33	2-11	.182	1-6	.167	2-2	1.000	2-3-5	4	2	4	0	7
J7 LSU	*	33	6-11	.545	1-3	.333	1-2	.500	4-3-7	2	1	6	2	14
J10 Arkansas	*	34	8-11	.727	6-7	.857	3-4	.750	2-4-6	2	2	0	0	25
J14 Texas A&M	*	33	5-8	.625	3-5	.600	0-0	.000	0-1-1	2	1	1	0	13
J17 Kentucky	*	27	6-12	.500	1-5	.200	2-4	.500	1-2-3	5	2	3	0	15
J21 Tennessee	*	29	3-8	.375	1-2	.500	4-5	.800	0-1-1	2	0	3	0	11
J25 Missouri	*	32	11-17	.647	2-6	.333	5-6	.833	1-7-8	1	4	2	0	29
J28 Alabama	*	35	4-14	.286	1-4	.250	2-2	1.000	2-5-7	4	1	4	0	11
J31 Ole Miss	*	34	7-17	.412	2-5	.400	0-0	.000	0-2-2	1	1	2	0	16
F4 Tennessee	*	37	3-18	.167	0-5	.000	1-6	.167	2-7-9	2	0	1	1	7
F7 Auburn	*	36	8-17	.471	3-5	.600	6-6	1.000	1-8-9	3	0	3	0	25
F11 South Carolina	*	28	1-5	.200	0-2	.000	3-4	.750	0-5-5	4	5	2	0	5
F14 Georgia	*	29	5-13	.385	0-4	.000	4-4	1.000	1-5-6	2	1	4	0	14
F18 Florida	*	32	8-20	.400	1-8	.125	0-0	.000	1-3-4	3	1	2	0	17
F21 Ole Miss	*	40	7-14	.500	0-2	.000	0-0	.000	3-5-8	4	4	2	1	14
F25 Vanderbilt	*	31	6-11	.545	3-3	1.000	0-0	.000	0-5-5	1	2	1	0	15
F28 South Carolina	-DNP-													
M4 LSU	*	26	8-11	.727	1-2	.500	1-3	.333	3-3-6	3	2	1	0	18
M8 LSU- SECT	*	31	6-10	.600	0-3	.000	7-7	1.000	0-2-2	0	0	2	0	19
M9 Alabama- SECT														

Weatherspoon's Notes . . .

- Tabbed first-team All-SEC by league coaches and second-team by the media.

- Played through a wrist injury against UTEP on November 20, 2016. Missed two games and then returned to score 21 points against Oregon State.

- Has now totaled 20-plus points nine times in his career, eight times this year.

- On Jan 23., was named the SEC player of the week.

- Has scored in double-digits in 21 of 26 games played.

- Had a new season-high (8) rebounds and career-high (29) points against Missouri.

- Tied his season-high (9) rebounds against Auburn.

- Had a season low (5) points against South Carolina.

- Had career-high (5) assists against South Carolina.

- Did not play against South Carolina because of a foot injury.

CAREER STATS FOR QUINNDARY WEATHERSPOON

Year	GP-GS	Min/Avg	FG-FGA	Pct	3FM-3GA	Pct	FT-FTA	Pct	Rebs	PF-D	Asst	TO	Blk	Stl	Pts/Avg
2015-16	31-17	836/27.0	133-297	.448	43-109	.394	62-77	.805	146-4.7	75-1	43	45	16	42	371/12.0
2016-17	28-28	892/31.9	167-356	.469	47-124	.379	85-109	.780	141-5.0	66-1	52	63	7	48	466/16.6
Totals	59-45	1728/29.3	300-653	.459	90-233	.386	147-186	.790	287-4.9	141-2	95	108	23	90	837/14.2

12 DREW DAVIS



Junior | Guard

5-10 | 172

Atlanta, GA

Fort Walton Beach HS

Season Highs

Points: 6, Southern Miss 12-19-16

FGM: 2, Southern Miss 12-19-16

FGA: 1, Oregon State 12-1-16

3FGM: 2, Southern Miss 12-19-16

3FGA: 1, Oregon State 12-1-16

FTM: --

FTA: --

Rebounds: --

Assists: --

Blocks: --

Steals: --

Minutes: 5, Southern Miss 12-19-16

Davis' Notes . . .

-Had a career-high 5 minutes against Southern Miss.

-Was 2-2 with 3-pointers against Southern Miss.

-Had a career-high 6 points against Southern Miss.

-Played in his 6th game this season against LSU in the SEC Tournament.

2016-17 Game-By-Game

Opponent	MIN	FG	Pct.	3FG	Pct.	FT	Pct.	O-D-R	PF	A	TO	B	S	PTS
N11 Norfolk State	-DNP-													
N17 Central Florida	-DNP-													
N18 Boise State	-DNP-													
N20 UTEP	-DNP-													
N25 Lehigh	-DNP-													
N28 Northwestern State	-DNP-													
D1 Oregon State	1	0-1	.000	0-1	.000	0-0	.000	0-0-0	0	0	0	0	0	0
D4 Georgia State	2	0-0	.000	0-1	.000	0-0	.000	0-0-0	0	0	0	0	0	0
D14 ETSU	-DNP-													
D19 Southern Miss	5	2-3	.667	2-2	1.000	0-0	.000	0-0-0	0	1	2	0	0	6
D22 Morehead State	-DNP-													
D29 UMKC	2	1-1	1.000	0-0	.000	0-0	.000	0-0-0	0	0	0	0	0	2
J3 Alabama	-DNP-													
J7 LSU	-DNP-													
J10 Arkansas	-DNP-													
J14 Texas A&M	-DNP-													
J17 Kentucky	-DNP-													
J21 Tennessee	-DNP-													
J25 Missouri	1	0-1	.000	0-0	.000	0-0	.000	1-0-1	0	0	0	0	0	0
J28 Alabama	-DNP-													
J31 Ole Miss	-DNP-													
F4 Tennessee	-DNP-													
F7 Auburn	-DNP-													
F11 South Carolina	-DNP-													
F14 Georgia	-DNP-													
F18 Florida	-DNP-													
F21 Ole Miss	-DNP-													
F25 Vanderbilt	-DNP-													
F28 South Carolina	-DNP-													
M4 LSU	-DNP-													
M8 LSU- SECT	1	1-2	.500	1-1	1.000	0-0	.000	0-0-0	0	1	0	0	1	3
M9 Alabama- SECT														

CAREER STATS FOR DREW DAVIS

Year	GP-GS	Min/Avg	FG-FGA	Pct	3FM-3GA	Pct	FT-FTA	Pct	Rebs	PF-D	Asst	TO	Blk	Stl	Pts/Avg
2016-17	6-0	12/2.0	4-8	.500	3-4	.750	0-0	.000	1-0.2	0-0	2	2	0	1	11/1.8

13 NICK SINGLETON



Sophomore | Guard

6-5 | 194

Decatur, GA

Columbia HS

Season Highs

Points: 5, NWST 11-28-16
 FGM: 2, NWST 11-28-16
 FGA: 4, NWST 11-28-16
 3FGM: 1, NWST 11-28-16
 3FGA: 2, NWST 11-28-16
 FTM: --
 FTA: --
 Rebounds: 2, UCF, 11-17-16
 Assists: --
 Blocks: --
 Steals: 1, NWST 11-28-16
 Minutes: 13, NWST 11-28-16

2016-17 Game-By-Game

Opponent	MIN	FG	Pct.	3FG	Pct.	FT	Pct.	O-D-R	PF	A	TO	B	S	PTS
N11 Norfolk State	-DNP-													
N17 Central Florida	2	0-0	.000	0-0	.000	0-0	.000	1-1-2	0	0	0	0	0	0
N18 Boise State	-DNP-													
N20 UTEP	-DNP-													
N25 Lehigh	-DNP-													
N28 Northwestern State	13	2-4	.500	1-2	.500	0-0	.000	0-1-1	1	0	0	0	1	5
D1 Oregon State	1	0-0	.000	0-0	.000	0-0	.000	0-0-0	0	0	0	0	0	0
D4 Georgia State	2	0-1	.000	0-0	.000	0-0	.000	0-0-0	1	0	0	0	0	0
D14 ETSU	-DNP-													
D19 Southern Miss	6	0-1	.000	0-1	.000	0-0	.000	0-0-0	0	1	1	1	0	0
D22 Morehead State	-DNP-													
D29 UMKC	-DNP-													
J3 Alabama	-DNP-													
J7 LSU	-DNP-													
J10 Arkansas	-DNP-													
J14 Texas A&M	-DNP-													
J17 Kentucky	-DNP-													
J21 Tennessee	1	0-0	.000	0-0	.000	0-0	.000	0-0-0	0	0	0	0	0	0
J25 Missouri	-DNP-													
J28 Alabama	-DNP-													
J31 Ole Miss	-DNP-													
F4 Tennessee	-DNP-													
F7 Auburn	-DNP-													
F11 South Carolina	-DNP-													
F14 Georgia	-DNP-													
F18 Florida	-DNP-													
F21 Ole Miss	-DNP-													
F25 Vanderbilt	-DNP-													
F28 South Carolina	-DNP-													
M4 LSU	-DNP-													
M8 LSU- SECT	2	0-1	.000	0-1	.000	0-0	.000	0-1-1	1	1	0	0	0	0
M9 Alabama- SECT														

Singleton's Notes . . .

-Had his first collegiate appearance with 2 minutes against UCF on November 17, 2016

-Had a career-high 13 minutes against Northwestern State.

-Had a career-high 5 points against Northwestern State.

CAREER STATS FOR NICK SINGLETON

Year	GP-GS	Min/Avg	FG-FGA	Pct	3FM-3GA	Pct	FT-FTA	Pct	Rebs	PF-D	Ast	TO	Blk	Stl	Pts/Avg
2016-17	7-0	27/3.8	2-7	.286	1-4	.250	0-0	.000	4-0.6	3-0	2	1	1	1	5/0.7

15 I.J. READY



Senior | Guard

5-11 | 166

Rixey, AR

Parkview Magent HS

Season Highs

Points: 20, 2x, last vs. Ole Miss 2-21-17
 FGM: 8, Lehigh 11-25-16
 FGA: 17, Ole Miss 2-21-17
 3FGM: 3, LSU 1-7-17
 3FGA: 6, UCF, 11-17-16
 FTM: 7, Ole Miss 2-21-17
 FTA: 8, Ole Miss 2-21-17
 Rebounds: 6, twice, last vs LSU 1-7-17
 Assists: 13, LSU 3-4-17
 Blocks: 1, Ole Miss 2-21-17
 Steals: 5, 3x, last vs Arkansas 1-10-17
 Minutes: 39, Ole Miss 2-21-17

Career Highs

Points: 25, Eastern Washington, 11-13-15
 FGM: 8, twice, last vs Lehigh 11-25-16
 FGA: 16, 4x, last vs Lehigh 11-25-16
 3FGM: 4, Georgia, 1-24-15
 3FGA: 7, 7x, last vs. Texas Southern, 12-2-15
 FTM: 8, Eastern Washington, 11-13-15
 FTA: 9, Eastern Washington, 11-13-15
 Rebounds: 8, twice, last vs. Auburn, 1-21-15
 Assists: 13, LSU 3-4-17
 Blocks: 1, 2x, last vs LSU 3-4-17
 Steals: 5, 3x, last vs. NWST 11-28-16
 Minutes: 39, Ole Miss 2-21-17

2016-17 Game-By-Game

Opponent	MIN	FG	Pct.	3FG	Pct.	FT	Pct.	O-D-R	PF	A	TO	B	S	PTS
N11 Norfolk State	* 31	5-13	.385	1-2	.500	3-4	.750	0-3-3	2	7	0	0	0	14
N17 Central Florida	* 30	6-15	.400	1-6	.167	2-2	1.000	1-2-3	1	4	2	0	1	15
N18 Boise State	* 27	5-9	.556	1-2	.500	2-3	.667	1-2-3	2	6	0	0	3	13
N20 UTEP	* 30	2-6	.333	0-1	.000	2-2	1.000	1-1-2	3	3	3	0	1	6
N25 Lehigh	* 35	8-16	.500	1-3	.333	3-5	.600	0-6-6	1	5	1	0	1	20
N28 Northwestern State	* 34	4-6	.667	1-1	1.000	5-7	.714	0-3-3	1	6	5	0	5	14
D1 Oregon State	* 28	2-6	.333	0-3	.000	0-0	.000	0-1-1	1	5	4	0	5	4
D4 Georgia State	* 30	5-8	.625	1-3	.333	0-0	.000	0-3-3	3	5	0	0	1	11
D14 ETSU	* 33	0-4	.000	0-1	.000	0-0	.000	0-2-2	1	4	4	0	0	0
D19 Southern Miss	* 25	3-5	.600	0-0	.000	0-0	.000	1-3-4	0	8	2	0	4	6
D22 Morehead State	* 33	6-10	.600	1-3	.333	6-6	1.000	0-2-2	1	3	0	0	0	19
D29 UMKC	* 25	3-6	.500	0-2	.000	0-0	.000	1-1-2	1	5	2	0	1	6
J3 Alabama	* 34	2-5	.400	0-0	.000	2-2	1.000	0-1-1	1	3	1	0	2	6
J7 LSU	26	5-6	.833	3-4	.750	0-0	.000	0-6-6	2	8	1	0	0	13
J10 Arkansas	30	1-3	.333	0-0	.000	6-6	1.000	0-3-3	1	4	4	0	5	8
J14 Texas A&M	28	2-4	.500	0-1	.000	2-2	1.000	0-3-3	1	5	2	0	3	6
J17 Kentucky	29	1-1	1.000	0-0	.000	2-2	1.000	0-0-0	0	1	0	0	0	4
J21 Tennessee	26	2-7	.286	0-1	.000	4-4	1.000	0-2-2	1	4	2	0	2	8
J25 Missouri	34	0-1	.000	0-0	.000	0-0	.000	0-4-4	2	8	0	0	1	0
J28 Alabama	2	0-0	.000	0-0	.000	0-0	.000	0-0-0	0	0	0	0	0	0
J31 Ole Miss	-DNP-													
F4 Tennessee	-DNP-													
F7 Auburn	-DNP-													
F11 South Carolina	-DNP-													
F14 Georgia	22	2-6	.333	0-2	.000	0-0	.000	1-1-2	2	1	1	0	2	4
F18 Florida	* 35	1-5	.200	0-0	.000	0-0	.000	1-3-4	2	3	1	0	1	2
F21 Ole Miss	* 39	6-17	.353	1-3	.333	7-8	.875	0-5-5	2	5	4	1	3	20
F25 Vanderbilt	* 27	0-4	.000	0-1	.000	0-0	.000	0-0-0	1	1	2	0	1	0
F28 South Carolina	* 33	2-11	.182	0-3	.000	2-2	1.000	0-2-2	1	3	4	0	1	6
M4 LSU	* 31	3-6	.500	0-0	.000	1-1	1.000	0-4-4	1	13	5	0	1	7
M8 LSU- SECT	* 22	0-1	.000	0-1	.000	1-2	.500	0-4-4	2	3	1	0	0	1
M9 Alabama- SECT														

Ready's Notes . . .

-Needs 132 more points to be the 37th player to reach 1000.

-His 149 steals tie him for the 9th most in school history.

-Had a season-high (4) steals and (8) assists.

-Tied his season-high assists (8) and rebounds (6) against LSU.

-Tied his season-high (8) assists against Missouri.

-Returned from injury for Georgia after missing four games.

-Is currently 6th in school history with 377 assists.

-Had a career-high (39) minutes against Ole Miss.

-Had a career-high (13) assists against LSU.

CAREER STATS FOR I.J. READY

Year	GP-GS	Min/Avg	FG-FGA	Pct	3FM-3GA	Pct	FT-FTA	Pct	Rebs	PF-D	Asst	TO	Blk	Stl	Pts/Avg
2013-14	26-21	626/24.1	59-159	.371	17-48	.354	18-21	.857	55-2.1	31-1	69	41	0	32	153/5.9
2014-15	29-21	744/25.7	87-218	.399	28-95	.295	37-42	.881	57-2.0	46-0	71	41	0	37	239/8.2
2015-16	30-22	886/29.5	103-247	.417	26-91	.286	45-56	.804	79-2.6	56-1	134	48	1	39	277/9.2
2016-17	27-19	779/28.9	76-181	.420	11-43	.256	50-58	.862	74-2.7	36-0	123	51	1	44	213/7.9
Totals	112-83	3035/27.1	325-805	.404	82-277	.296	150-177	.847	265-2.4	169-2	397	181	2	152	882/7.9

20 MILES WASHINGTON



Freshman | Center

6-7 | 202

New Albany, MS

New Albany HS

Season Highs

Points: 2, UMKC 12-29-16
 FGM: 1, UMKC 12-29-16
 FGA: 2, UMKC 12-29-16
 3FGM: --
 3FGA: 1, UMKC 12-29-16
 FTM: --
 FTA: --
 Rebounds: --
 Assists: --
 Blocks: 1, Southern Miss 12-19-16
 Steals: --
 Minutes: 6, Southern Miss 12-19-16

Washington's Notes . . .

-Had a career-high 2 minutes against Georgia State.

-Earned his first career points against UMKC.

2016-17 Game-By-Game

Opponent	MIN	FG	Pct.	3FG	Pct.	FT	Pct.	O-D-R	PF	A	TO	B	S	PTS
N11 Norfolk State	-DNP-													
N17 Central Florida	-DNP-													
N18 Boise State	-DNP-													
N20 UTEP	-DNP-													
N25 Lehigh	-DNP-													
N28 Northwestern State	-DNP-													
D1 Oregon State	1	0-0	.000	0-0	.000	0-0	.000	0-0-0	1	0	0	0	0	0
D4 Georgia State	2	0-0	.000	0-0	.000	0-0	.000	0-0-0	0	0	0	0	0	0
D14 ETSU	-DNP-													
D19 Southern Miss	6	0-0	.000	0-0	.000	0-0	.000	0-0-0	0	0	0	1	0	0
D22 Morehead State	-DNP-													
D29 UMKC	2	1-2	.500	0-1	.000	0-0	.000	0-0-0	0	0	0	0	0	2
J3 Alabama	-DNP-													
J7 LSU	-DNP-													
J10 Arkansas	-DNP-													
J14 Texas A&M	-DNP-													
J17 Kentucky	-DNP-													
J21 Tennessee	-DNP-													
J25 Missouri	1	0-1	.000	0-0	.000	0-0	.000	0-0-0	1	0	0	0	0	0
J28 Alabama	-DNP-													
J31 Ole Miss	-DNP-													
F4 Tennessee	-DNP-													
F7 Auburn	-DNP-													
F11 South Carolina	-DNP-													
F14 Georgia	-DNP-													
F18 Florida	-DNP-													
F21 Ole Miss	-DNP-													
F25 Vanderbilt	-DNP-													
F28 South Carolina	-DNP-													
M4 LSU	-DNP-													
M8 LSU- SECT	1	0-0	.000	0-0	.000	0-0	.000	0-0-0	1	0	0	0	0	0
M9 Alabama- SECT														

CAREER STATS FOR MILES WASHINGTON

Year	GP-GS	Min/Avg	FG-FGA	Pct	3FM-3GA	Pct	FT-FTA	Pct	Rebs	PF-D	Ast	TO	Blk	Stl	Pts/Avg
2016-17	6-0	13/2.2	1-3	.333	0-1	.000	0-0	.000	0-0.0	3-0	0	0	1	0	2/0.3

23 TYSON CARTER



Freshman | Guard

6-4 | 167

Starkville, MS

Starkville HS

Season Highs

Points: 22, South Carolina 2-11-17
FGM: 8, South Carolina 2-11-17
FGA: 15, 2x, last vs NWST 11-28-16
3FGM: 5, 2x, last vs South Carolina 2-11-17
3FGA: 10, 2x, last vs LSU 3-8-17
FTM: 6, Boise State 11-18-16
FTA: 6, Boise State 11-18-16
Rebounds: 6, UTEP 11-20-16
Assists: 2, 5x, last vs Alabama 1-28-17
Blocks: 1, 3x, last vs South Carolina 2-11-17
Steals: 2, 3x, last vs Lehigh 11-25-16
Minutes: 37, NWST 11-28-16

Carter's Notes . . .

- 17 points was the most by a freshman on opening day since Chancellor Nichols scored 17 against Christian Brothers in November 1987. Was 6-8 shooting and made 5 3-pointers.

-Earned his first-career start during his collegiate debut against Norfolk State on November 11, 2016.

-Scored 17 points in his debut against Norfolk State, the most by a true freshman on opening day since Chancellor Nichols also had 17 against Christian Brothers on Nov. 28, 1987.

-Was second on the team for 3-pointers with 3 against UTEP and had a career-high 6 rebounds.

-Had a career-high (37) minutes against Northwestern State.

-He is second on the team for free-throw shooting percentage (.839).

-Fourth on the team on with 35 made 3-pointers.

-Had a career-high (22) points against South Carolina.

2016-17 Game-By-Game

Opponent	MIN	FG	Pct.	3FG	Pct.	FT	Pct.	O-D-R	PF	A	TO	B	S	PTS
N11 Norfolk State	*	33	6-8	.750	5-7	.714	0-0	.000	0-1-1	1	2	1	0	17
N17 Central Florida	*	33	2-12	.167	2-8	.250	2-4	.500	0-2-2	2	2	0	0	8
N18 Boise State	*	30	4-10	.400	1-4	.250	6-6	1.000	0-2-2	2	1	0	0	15
N20 UTEP	*	26	3-7	.429	3-6	.500	0-0	.000	0-6-6	1	1	0	0	9
N25 Lehigh	*	36	5-15	.333	2-8	.250	4-4	1.000	0-2-2	3	0	1	1	16
N28 Northwestern State	*	37	4-15	.267	0-7	.000	2-2	1.000	1-2-3	2	2	2	0	10
D1 Oregon State	*	25	2-6	.333	1-2	.500	3-4	.750	0-3-3	0	0	0	1	8
D4 Georgia State	*	24	0-3	.000	0-2	.000	2-2	1.000	0-3-3	1	2	0	0	2
D14 ETSU	*	18	3-4	.750	1-1	1.000	0-0	.000	0-0-0	1	1	1	0	7
D19 Southern Miss	*	22	3-5	.600	3-5	.600	2-2	1.000	0-4-4	0	1	1	0	11
D22 Morehead State	*	24	2-4	.500	1-2	.500	2-2	1.000	1-2-3	1	1	2	0	7
D29 UMKC	*	27	4-9	.444	3-4	.750	0-0	.000	0-4-4	0	0	0	0	11
J3 Alabama		23	4-7	.571	2-3	.667	0-0	.000	0-1-1	0	1	0	0	10
J7 LSU		15	0-1	.000	0-0	.000	0-0	.000	0-2-2	0	1	0	0	0
J10 Arkansas		10	1-4	.250	1-3	.333	0-0	.000	0-0-0	1	0	0	0	3
J14 Texas A&M		6	0-3	.000	0-3	.000	0-0	.000	0-0-0	0	0	1	0	0
J17 Kentucky		7	0-0	.000	0-0	.000	0-0	.000	0-1-1	0	1	0	0	0
J21 Tennessee		16	4-6	.667	1-3	.333	0-0	.000	0-0-0	0	0	0	0	9
J25 Missouri		5	1-1	1.000	0-0	.000	0-0	.000	1-1-2	0	0	0	0	2
J28 Alabama		10	1-3	.333	0-0	.000	2-2	1.000	1-0-1	2	2	0	0	4
J31 Ole Miss		20	0-7	.000	0-4	.000	0-0	.000	0-1-1	3	1	1	1	0
F4 Tennessee		14	2-8	.250	2-5	.400	0-0	.000	0-0-0	2	0	0	0	6
F7 Auburn		13	1-6	.167	0-2	.000	0-0	.000	0-1-1	4	0	1	0	2
F11 South Carolina		27	8-13	.615	5-10	.500	1-3	.333	0-0-0	2	0	1	1	22
F14 Georgia		6	1-2	.500	0-1	.000	0-0	.000	0-0-0	1	1	0	0	2
F18 Florida		12	0-2	.000	0-2	.000	1-2	.500	0-2-2	1	1	1	0	1
F21 Ole Miss		24	3-5	.600	2-3	.667	0-0	.000	1-3-4	4	0	1	0	8
F25 Vanderbilt		17	1-6	.167	0-3	.000	0-0	.000	0-1-1	0	1	0	0	2
F28 South Carolina		30	4-11	.364	3-9	.333	0-0	.000	0-4-4	4	0	0	0	11
M4 LSU		14	2-5	.400	1-3	.333	0-0	.000	0-0-0	2	0	0	0	5
M8 LSU- SECT		20	7-14	.500	4-10	.400	0-0	.000	0-1-1	2	0	0	0	18
M9 Alabama- SECT														

CAREER STATS FOR TYSON CARTER

Year	GP-GS	Min/Avg	FG-FGA	Pct	3FM-3GA	Pct	FT-FTA	Pct	Rebs	PF-D	Ast	TO	Blk	Stl	Pts/Avg
2016-17	31-12	624/20.1	78-202	.386	43-120	.358	27-33	.818	54-1.7	42-0	22	14	4	22	226/7.3

34 SCHNIDER HERARD



Freshman | Center

6-10 | 250

Port-au-Prince, Haiti

Prestonwood Christian HS

Season Highs

Points: 16, TAMU 1-14-17
FGM: 5, 2x, last vs Alabama 1-28-17
FGA: 7, TAMU 1-14-17
3FGM: --
3FGA: --
FTM: 8, Tennessee 2-4-17
FTA: 14, Tennessee 2-4-17
Rebounds: 15, Tennessee 2-4-17
Assists: 2, UTEP 11-20-16
Blocks: 2, 2x, last vs Southern Miss 12-17-16
Steals: 1, 2x, last vs Auburn 2-7-17
Minutes: 32, Tennessee 2-4-17

Herard's Notes . . .

- Had his collegiate debut against Norfolk State and had 4 rebounds in the 17 minutes he played.

-Had a team-high 7 rebounds against Boise State on November 18, 2016.

-Earned his first career block & steal against Northwestern State.

-Had a career-high 24 minutes against Texas A&M.

-Career-high (12) rebounds against Southern Miss.

-Had a new career-high (16) points against TAMU.

-Has started all SEC games.

-Earned his first career double-double against Tennessee with 14 points and 11 rebounds all before halftime.

-Had a new career-high (30) minutes against Alabama.

-Earned his second career double-double against Tennessee.

-Had a career-high (32) minutes and (15) rebounds against Tennessee.

2016-17 Game-By-Game

Opponent	MIN	FG	Pct.	3FG	Pct.	FT	Pct.	O-D-R	PF	A	TO	B	S	PTS
N11 Norfolk State	17	2-3	.667	0-0	.000	0-1	.000	2-2-4	1	0	3	0	0	4
N17 Central Florida	18	0-2	.000	0-0	.000	2-3	.667	0-2-2	4	0	1	0	0	2
N18 Boise State	18	0-1	.000	0-0	.000	0-0	.000	1-6-7	2	0	1	0	0	0
N20 UTEP	20	0-1	.000	0-0	.000	0-0	.000	2-3-5	3	2	1	0	0	0
N25 Lehigh	14	1-2	.500	0-0	.000	0-0	.000	0-4-4	1	0	0	0	0	2
N28 Northwestern State	16	1-1	1.000	0-0	.000	0-0	.000	0-4-4	1	0	2	1	1	2
D1 Oregon State	21	0-2	.000	0-0	.000	2-4	.500	1-3-4	2	0	2	0	0	2
D4 Georgia State	18	3-4	.750	0-0	.000	2-3	.667	3-4-7	0	0	2	2	0	8
D14 ETSU	12	0-3	.000	0-0	.000	0-0	.000	2-1-3	0	0	0	0	0	0
D19 Southern Miss	23	3-4	.750	0-0	.000	1-4	.250	4-8-12	2	2	1	2	0	7
D22 Morehead State	10	2-2	1.000	0-0	.000	1-4	.250	0-1-1	2	0	0	0	0	5
D29 UMKC	15	2-2	1.000	0-0	.000	1-2	.500	2-6-8	2	0	1	0	0	5
J3 Alabama	* 16	0-1	.000	0-0	.000	4-4	1.000	2-3-5	4	0	4	0	0	4
J7 LSU	* 17	4-6	.667	0-0	.000	0-0	.000	2-2-4	1	1	1	0	0	8
J10 Arkansas	* 15	1-3	.333	0-0	.000	2-5	.400	2-2-4	3	0	4	0	0	4
J14 Texas A&M	* 24	5-7	.714	0-0	.000	6-8	.750	2-2-4	4	0	1	0	0	16
J17 Kentucky	* 11	3-4	.750	0-0	.000	1-4	.250	2-3-5	5	0	3	0	0	7
J21 Tennessee	* 20	5-8	.625	0-0	.000	4-8	.500	4-7-11	3	0	1	1	0	14
J25 Missouri	* 19	1-2	.500	0-0	.000	1-7	.143	1-3-4	2	0	0	0	0	3
J28 Alabama	* 30	5-5	1.000	0-0	.000	2-4	.500	3-3-6	2	1	1	0	0	12
J31 Ole Miss	* 23	1-1	1.000	0-0	.000	2-4	.500	0-5-5	3	0	3	0	1	4
F4 Tennessee	* 32	2-5	.400	0-0	.000	8-14	.571	7-8-15	2	0	2	0	0	12
F7 Auburn	* 27	1-5	.200	0-0	.000	4-6	.667	3-3-6	2	0	0	0	1	6
F11 South Carolina	* 18	1-1	1.000	0-0	.000	0-0	.000	0-3-3	2	0	4	0	0	2
F14 Georgia	* 27	2-5	.400	0-0	.000	0-0	.000	0-2-2	3	0	1	1	0	4
F18 Florida	* 23	1-1	1.000	0-0	.000	3-6	.500	3-4-7	3	0	1	0	0	5
F21 Ole Miss	* 25	3-5	.600	0-0	.000	2-7	.286	3-1-4	3	0	2	1	0	8
F25 Vanderbilt	14	1-2	.500	0-0	.000	0-0	.000	0-0-0	0	0	1	0	0	2
F28 South Carolina	* 15	3-4	.750	0-0	.000	0-1	.000	3-0-3	2	0	3	0	0	6
M4 LSU	* 18	3-4	.750	0-0	.000	3-4	.750	1-4-5	2	1	0	0	0	9
M8 LSU- SECT	* 12	0-3	.000	0-0	.000	0-0	.000	1-0-1	0	0	2	0	0	0
M9 Alabama- SECT														

CAREER STATS FOR SCHNIDER HERARD

Year	GP-GS	Min/Avg	FG-FGA	Pct	3FM-3GA	Pct	FT-FTA	Pct	Rebs	PF-D	Ast	TO	Blk	Stl	Pts/Avg
2016-17	31-18	588/19.0	56-99	.566	0-0	.000	51-103	.495	155-5.0	66-1	7	48	8	3	163/5.3

35 ARIC HOLMAN



Sophomore | Forward

6-10 | 222

Owensboro, KY

Owensboro HS

Season Highs

Points: 18, UTEP 11-20-16
FGM: 8, UTEP 11-20-16
FGA: 13, Boise State 11-18-16
3FGM: 2, LSU 1-7-17
3FGA: 4, Boise State 11-18-16
FTM: 7, LSU 1-7-17
FTA: 9, LSU 1-7-17
Rebounds: 11, 3x, last vs Arkansas 1-10-17
Assists: 3, UMKC 12-29-16
Blocks: 5, 2x, last vs NWST 11-28-16
Steals: 2, 3x, last vs Oregon State 12-1-16
Minutes: 33, TAMU 1-14-17

Career Highs

Points: 18, UTEP 11-20-16
FGM: 8, UTEP 11-20-16
FGA: 13, Boise State 11-18-16
3FGM: 1, twice, last vs. Norfolk State 11-17-16
3FGA: 4, Boise State 11-18-16
FTM: 7, LSU 1-7-17
FTA: 9, LSU 1-7-17
Rebounds: 11, 2x, last vs Southern Miss 12-19-16
Assists: 4, Arkansas, 2-9-16
Blocks: 5, twice, last vs NWST 11-28-16
Steals: 2, 3x, last vs Oregon State 12-1-16
Minutes: 33, TAMU 1-14-17

2016-17 Game-By-Game

Opponent	MIN	FG	Pct.	3FG	Pct.	FT	Pct.	O-D-R	PF	A	TO	B	S	PTS
N11 Norfolk State	26	3-7	.429	1-2	.500	4-7	.571	3-8-11	2	0	1	5	2	11
N17 Central Florida	* 28	2-4	.500	0-1	.000	2-3	.667	4-3-7	1	0	2	1	1	6
N18 Boise State	* 24	6-13	.461	0-4	.000	0-0	.000	1-4-5	1	0	2	0	0	12
N20 UTEP	* 23	8-10	.800	0-1	.000	2-2	1.000	2-2-4	5	0	2	0	2	18
N25 Lehigh	* 24	4-6	.667	0-0	.000	2-2	1.000	1-3-4	4	2	2	1	1	10
N28 Northwestern State	* 26	4-6	.667	0-1	.000	5-6	.833	3-4-7	0	0	1	5	1	13
D1 Oregon State	* 26	2-7	.286	1-1	1.000	2-2	1.000	3-4-7	1	1	2	1	2	7
D4 Georgia State	* 15	3-7	.429	0-1	.000	1-2	.500	1-3-4	3	0	1	1	0	7
D14 ETSU	* 30	7-10	.700	1-3	.333	2-3	.667	2-4-6	3	0	1	4	1	17
D19 Southern Miss	* 20	2-7	.286	0-2	.000	1-1	1.000	1-10-11	0	0	1	2	1	5
D22 Morehead State	* 27	5-7	.714	0-1	.000	2-4	.500	3-3-6	2	2	2	3	0	12
D29 UMKC	* 21	1-3	.333	0-0	.000	0-1	.000	1-5-6	3	3	3	3	0	2
J3 Alabama	25	1-5	.200	0-1	.000	3-4	.750	0-5-5	4	1	2	4	1	5
J7 LSU	* 26	4-9	.444	2-3	.667	7-9	.778	2-7-9	1	1	1	2	0	17
J10 Arkansas	* 29	4-9	.444	1-2	.500	2-4	.500	6-5-11	1	1	0	2	0	11
J14 Texas A&M	* 33	4-5	.800	1-2	.500	2-2	1.000	0-5-5	4	0	2	3	1	11
J17 Kentucky	* 29	3-7	.429	0-0	.000	0-0	.000	3-1-4	3	2	2	2	1	6
J21 Tennessee	* 18	2-6	.333	0-3	.000	0-2	.000	1-5-6	1	0	1	2	0	4
J25 Missouri	23	1-2	.500	0-0	.000	2-5	.400	0-1-1	2	0	2	4	0	4
J28 Alabama	* 31	2-7	.286	0-1	.000	0-0	.000	3-6-9	3	0	1	1	0	4
J31 Ole Miss	* 25	4-6	.667	1-2	.500	0-0	.000	1-5-6	3	1	1	2	0	9
F4 Tennessee	* 16	2-5	.400	0-1	.000	0-0	.000	1-4-5	5	0	2	2	0	4
F7 Auburn	* 19	3-7	.429	0-2	.000	2-3	.667	2-4-6	0	1	2	1	1	8
F11 South Carolina	23	3-4	.750	1-1	1.000	0-0	.000	1-6-7	5	1	2	1	1	7
F14 Georgia	* 16	2-4	.500	1-2	.500	0-0	.000	0-3-3	5	0	1	0	2	5
F18 Florida	16	4-5	.800	0-0	.000	0-0	.000	2-5-7	4	0	2	2	1	8
F21 Ole Miss	16	1-4	.250	1-3	.333	0-2	.000	2-1-3	4	0	3	2	0	3
F25 Vanderbilt	* 19	1-7	.143	1-2	.500	2-4	.500	1-5-6	0	0	4	0	0	5
F28 South Carolina	25	3-5	.600	0-0	.000	2-2	1.000	4-2-6	0	1	2	2	1	8
M4 LSU	* 19	6-12	.500	0-3	.000	2-2	1.000	2-4-6	4	1	2	1	0	14
M8 LSU- SECT	* 24	3-5	.600	0-2	.000	0-0	.000	0-4-4	2	2	2	3	1	6
M9 Alabama- SECT														

Holman's Notes . . .

- Sophomore forward Aric Holman recorded his first-career double-double with 11 points and 11 rebounds against Norfolk State.

-Had a career and team-high 18 points against UTEP..

-Tied his career-high with 2 steals against Oregon State.

-Scored 17 points against ETSU, one point shy of his career-high.

-Also had 11 rebounds against Southern Miss and Arkansas.

-Had his second double-double of the season with 11 rebounds and 13 points at Arkansas.

-Has scored in double-digits 11 times.

-Had 4 blocks for the third time this season against Missouri.

-Fourth in the SEC with 59 blocked shots.

-Reached his 50th game.

CAREER STATS FOR ARIC HOLMAN

Year	GP-GS	Min/Avg	FG-FGA	Pct	3FM-3GA	Pct	FT-FTA	Pct	Rebs	PF-D	Ast	TO	Blk	Stl	Pts/Avg
2015-16	21-3	194/9.2	18-44	.409	2-13	.154	1-6	.167	39-1.9	37-2	8	16	14	2	39/1.9
2016-17	31-25	722/23.3	100-201	.498	12-47	.255	47-72	.653	187-6.0	76-4	20	54	62	21	259/8.4
Totals	52-28	916/17.6	118-245	.482	14-60	.233	48-78	.615	226-4.3	113-6	28	70	76	23	298/5.7

45 E.J. DATCHER



Freshman | Center

6-9 | 240

Hapersville, AL

Vincent HS

Season Highs

Points: 4, LSU 1-7-17

FGM: 2, LSU 1-7-17

FGA: 4, LSU 1-7-17

3FGM: --

3FGA: --

FTM: 2, Southern Miss 12-19-16

FTA: 2, Southern Miss 12-19-16

Rebounds: 7, Norfolk State, 11-11-16

Assists: --

Blocks: 3, 2x, last vs South Carolina 2-28-17

Steals: 2, Kentucky 1-17-17

Minutes: 15, UCF, 11-17-16

Datcher's Notes . . .

-Had his collegiate debut against Norfolk State.

-Was second on the team for blocks with 4 against UCF.

-Had a career-high 4 points versus USM and LSU.

-Is second on the team with (16) blocks.

2016-17 Game-By-Game

Opponent	MIN	FG	Pct.	3FG	Pct.	FT	Pct.	O-D-R	PF	A	TO	B	S	PTS
N11 Norfolk State	9	1-2	.500	0-0	.000	0-1	.000	1-6-7	4	0	0	1	0	2
N17 Central Florida	15	1-2	.500	0-0	.000	0-1	.000	0-2-2	5	0	0	3	1	2
N18 Boise State	11	0-1	.000	0-0	.000	1-2	.500	2-2-4	1	0	1	0	1	1
N20 UTEP	5	0-0	.000	0-0	.000	0-0	.000	0-0-0	1	0	0	0	0	0
N25 Lehigh	10	0-0	.000	0-0	.000	0-0	.000	0-1-1	1	0	1	1	0	0
N28 Northwestern State	8	1-2	.500	0-0	.000	0-0	.000	2-1-3	1	0	0	1	0	2
D1 Oregon State	4	0-0	.000	0-0	.000	0-0	.000	0-0-0	3	0	0	0	0	0
D4 Georgia State	7	0-1	.000	0-0	.000	0-0	.000	0-0-0	0	0	0	1	0	0
D14 ETSU	6	1-2	.500	0-0	.000	0-0	.000	1-3-4	1	0	0	0	0	2
D19 Southern Miss	8	1-2	.500	0-0	.000	2-2	1.000	1-2-3	3	0	0	2	0	4
D22 Morehead State	2	0-0	.000	0-0	.000	0-0	.000	0-0-0	1	0	0	0	0	0
D29 UMKC	3	0-0	.000	0-0	.000	0-0	.000	0-2-2	2	0	0	0	0	0
J3 Alabama	-DNP-													
J7 LSU	14	2-4	.500	0-0	.000	0-0	.000	0-2-2	3	0	0	2	0	4
J10 Arkansas	7	0-1	.000	0-0	.000	0-0	.000	1-1-2	1	0	0	1	0	0
J14 Texas A&M	7	0-1	.000	0-0	.000	0-0	.000	0-0-0	4	1	1	1	0	0
J17 Kentucky	5	0-0	.000	0-0	.000	0-0	.000	0-0-0	2	0	0	0	2	0
J21 Tennessee	9	0-1	.000	0-0	.000	0-0	.000	1-1-2	4	0	1	0	0	0
J25 Missouri	4	0-1	.000	0-0	.000	0-0	.000	0-1-1	1	0	0	0	0	0
J28 Alabama	8	1-1	1.000	0-0	.000	1-2	.500	1-0-1	0	0	0	0	0	3
J31 Ole Miss	4	0-0	.000	0-0	.000	0-0	.000	0-0-0	2	0	0	0	0	0
F4 Tennessee	5	0-0	.000	0-0	.000	0-0	.000	0-0-0	2	0	0	0	0	0
F7 Auburn	6	0-1	.000	0-0	.000	0-0	.000	0-0-0	2	0	0	0	1	0
F11 South Carolina	4	0-1	.000	0-0	.000	0-0	.000	0-0-0	3	0	0	1	1	0
F14 Georgia	8	1-1	1.000	0-0	.000	0-0	.000	0-0-0	1	0	1	0	0	2
F18 Florida	1	0-0	.000	0-0	.000	0-0	.000	0-0-0	0	0	0	0	0	0
F21 Ole Miss	2	0-0	.000	0-0	.000	0-0	.000	0-0-0	1	0	2	0	0	0
F25 Vanderbilt	7	0-1	.000	0-0	.000	0-0	.000	1-1-2	0	0	0	0	0	0
F28 South Carolina	9	1-1	1.000	0-0	.000	1-1	1.000	0-2-2	2	0	0	3	0	3
M4 LSU	14	0-0	.000	0-0	.000	0-0	.000	0-3-3	2	0	0	0	0	0
M8 LSU- SECT	12	1-1	1.000	0-0	.000	0-0	.000	0-2-2	2	0	0	0	0	2
M9 Alabama- SECT														

CAREER STATS FOR E.J. DATCHER

Year	GP-GS	Min/Avg	FG-FGA	Pct	3FM-3GA	Pct	FT-FTA	Pct	Rebs	PF-D	Ast	TO	Blk	Stl	Pts/Avg
2016-17	30-0	214/7.1	11-27	.407	0-0	.000	5-9	.556	43-1.4	55-1	1	8	16	6	27/0.9

2016-17 Mississippi State Stats
Mississippi State Combined Team Statistics (as of Mar 08, 2017)
All games



RECORD:	OVERALL	HOME	AWAY	NEUTRAL
ALL GAMES	16-15	10-7	2-7	4-1
CONFERENCE	6-12	4-5	2-7	0-0
NON-CONFERENCE	10-3	6-2	0-0	4-1

##	Player	gp-gs	min	avg	Total	3-Point	F-Throw	Rebounds		pf	dq	a	to	blk	stl	pts	avg
					fg-fga	fg%	3fg-fga	3fg%	ft-fa	ft%	off	def	tot	avg			
11	Q Weatherspoon	28-28	892	31.9	167-356	.469	47-124	.379	85-109	.780	37	104	141	5.0	66	1	52
01	Lamar Peters	29-17	722	24.9	101-259	.390	58-159	.365	56-75	.747	12	55	67	2.3	79	2	101
04	Mario Kegler	31-30	870	28.1	106-247	.429	40-115	.348	58-88	.659	36	134	170	5.5	77	2	36
35	Aric Holman	31-25	722	23.3	100-201	.498	12-47	.255	47-72	.653	56	131	187	6.0	76	4	20
23	Tyson Carter	31-12	624	20.1	78-202	.386	43-120	.358	27-33	.818	5	49	54	1.7	42	0	22
15	IJ Ready	27-19	779	28.9	76-181	.420	11-43	.256	50-58	.862	7	67	74	2.7	36	0	123
34	Schnider Herard	31-18	588	19.0	56-99	.566	0-0	.000	51-103	.495	56	99	155	5.0	66	1	7
03	Xavian Stapleton	22-5	367	16.7	57-124	.460	18-52	.346	27-43	.628	22	40	62	2.8	64	4	7
02	Eli Wright	29-1	381	13.1	36-67	.537	11-27	.407	22-31	.710	14	32	46	1.6	50	1	7
45	E.J. Datcher	30-0	214	7.1	11-27	.407	0-0	.000	5-9	.556	11	32	43	1.4	55	1	1
12	Drew Davis	6-0	12	2.0	4-8	.500	3-4	.750	0-0	.000	1	0	1	0.2	0	0	2
13	Nick Singleton	7-0	27	3.9	2-7	.286	1-4	.250	0-0	.000	1	3	4	0.6	3	0	2
05	Joe Strugg	6-0	15	2.5	1-4	.250	1-3	.333	0-0	.000	0	3	3	0.5	2	0	0
20	Miles Washington	6-0	13	2.2	1-3	.333	0-1	.000	0-0	.000	0	0	0	0.0	3	0	0
Team											39	49	88				18
Total.....		31	6226		796-1785	.446	245-699	.351	428-621	.689	297	798	1095	35.3	619	16	380
Opponents.....		31	6225		767-1799	.426	191-616	.310	481-676	.712	345	804	1149	37.1	551	-	357

TEAM STATISTICS	MS	OPP	Date	Opponent	Score	Att.
SCORING	2265	2206	11-11-16	NORFOLK STATE	w 78-74	4467
Points per game	73.1	71.2	11-17-17	vs UCF	L 61-86	3430
Scoring margin	+1.9	-	11-18-16	vs Boise State	w 80-68	3517
FIELD GOALS-ATT	796-1785	767-1799	11-20-16	vs UTEP	w 61-54	1293
Field goal pct	.446	.426	11-25-16	LEHIGH	L 73-87	6697
3 POINT FG-ATT	245-699	191-616	11-28-16	NORTHWESTERN STATE	w 65-59	6070
3-point FG pct	.351	.310	12-01-16	OREGON STATE	w 74-57	7684
3-pt FG made per game	7.9	6.2	12-04-16	GEORGIA STATE	w 82-60	6805
FREE THROWS-ATT	428-621	481-676	12-14-16	EAST TENNESSEE STATE	L 65-67	6479
Free throw pct	.689	.712	12-19-16	vs USM	w 86-44	4031
F-Throws made per game	13.8	15.5	12-22-16	MOREHEAD STATE	w 85-76	8328
REBOUNDS	1095	1149	12-29-16	MISSOURI-KANSAS CITY	w 77-54	7109
Rebounds per game	35.3	37.1	* 01-03-17	ALABAMA	L 58-68	7452
Rebounding margin	-1.7	-	* 01-07-17	at LSU	w 95-78	7626
ASSISTS	380	357	* 01-10-17	at Arkansas	w 84-78	15111
Assists per game	12.3	11.5	* 01-14-17	TEXAS A&M	w 67-59	8588
TURNOVERS	421	440	* 01-17-17	KENTUCKY	L 81-88	9768
Turnovers per game	13.6	14.2	* 01-21-17	at Tennessee	L 74-91	13917
Turnover margin	+0.6	-	* 01-25-17	MISSOURI	w 89-74	7101
Assist/turnover ratio	0.9	0.8	* 01-28-17	at Alabama	L 62-71	15383
STEALS	234	160	* 01-31-17	at Ole Miss	L 61-88	8205
Steals per game	7.5	5.2	* 02-04-17	TENNESSEE	w 64-59	7581
BLOCKS	126	102	* 02-07-17	at Auburn	L 92-98	7058
Blocks per game	4.1	3.3	* 02-11-17	SOUTH CAROLINA	L 73-77	7635
ATTENDANCE	124346	109835	* 02-14-17	at Georgia	L 72-79	5822
Home games-Avg/Game	17-7314	9-10840	* 02-18-17	FLORIDA	L 52-57	7980
Neutral site-Avg/Game	-	5-2454	* 02-21-17	OLE MISS	Lot 82-87	7863
			* 02-25-17	at Vanderbilt	L 48-77	9212
			* 02-28-17	at South Carolina	L 57-63	15230
			* 03-04-17	LSU	w 88-76	6739
			03/08/17	vs LSU	w 79-52	0

* - Conference game

Score by Periods	1st	2nd	OT	Totals
Mississippi State	1037	1213	15	2265
Opponents	1058	1128	20	2206












2016-17 Mississippi State Stats
Mississippi State Team Game-by-Game Comparison (as of Mar 08, 2017)
All games



Opponent	1st	2nd	Score	Mar	Total FG	FG Pct	3-Pointers	3FG Pct	Free Throws	FT Pct	Rebounds	Assist	T/Over	Block	Steal	Fouls
NORFOLK STATE	39/39	39/35	78-74	+4	28-60/26-57	.467/.456	11-23/5-15	.478/.333	11-17/17-26	.647/.654	38/35 +3	15/11	13/12	8/5	4/5	22/21
UCF	33/53	28/33	61-86	(25)	20-62/32-64	.323/.500	6-24/5-15	.250/.333	15-20/17-26	.750/.654	35/49 (14)	10/18	10/10	5/3	8/4	21/16
Boise State	37/29	43/39	80-68	+12	28-57/27-55	.491/.491	5-21/7-25	.238/.280	19-23/7-10	.826/.700	35/27 +8	13/10	10/17	0/1	13/3	16/23
UTEP	33/33	28/21	61-54	+7	21-52/19-51	.404/.373	7-20/4-22	.350/.182	12-14/12-20	.857/.600	34/34 -	12/10	8/12	1/2	5/2	20/18
LEHIGH	29/38	44/49	73-87	(14)	26-63/34-66	.413/.515	7-22/11-26	.318/.423	14-17/8-8	.824/1000	32/39 (7)	8/16	10/11	3/2	5/6	13/14
NORTHWESTERN STATE	28/28	37/31	65-59	+6	24-52/21-54	.462/.389	2-15/9-21	.133/.429	15-20/8-10	.750/.800	31/33 (2)	9/8	13/19	7/0	11/5	13/18
OREGON STATE	45/19	29/38	74-57	+17	22-44/21-45	.500/.467	11-19/6-13	.579/.462	19-25/9-11	.760/.818	29/24 +5	11/8	17/21	2/3	17/4	17/19
GEORGIA STATE	44/36	38/24	82-60	+22	31-66/25-62	.470/.403	13-34/6-19	.382/.316	7-9/4-6	.778/.667	38/37 +1	17/10	11/18	4/5	9/3	15/15
EAST TENNESSEE STATE	26/31	39/36	65-67	(2)	23-55/26-59	.418/.441	6-18/7-19	.333/.368	13-20/8-14	.650/.571	35/36 (1)	9/5	14/12	5/4	4/4	17/22
USM	39/25	47/19	86-44	+42	29-59/15-65	.492/.231	17-29/5-26	.586/.192	11-14/9-11	.786/.818	46/37 +9	21/6	14/15	11/1	9/6	16/13
MOREHEAD STATE	31/41	54/35	85-76	+9	31-58/28-56	.534/.500	5-20/9-19	.250/.474	18-29/11-13	.621/.846	30/32 (2)	10/10	5/16	4/2	5/4	13/22
MISSOURI-KANSAS CITY	44/28	33/26	77-54	+23	29-58/17-60	.500/.283	11-23/5-26	.478/.192	8-18/15-22	.444/.682	46/38 +8	15/7	15/13	5/1	6/5	18/19
ALABAMA	20/32	38/36	58-68	(10)	19-52/24-54	.365/.444	4-21/3-13	.190/.231	16-20/17-22	.800/.773	26/43 (17)	11/9	13/17	4/3	7/3	22/20
LSU	52/33	43/45	95-78	+17	33-61/29-72	.541/.403	11-22/9-27	.500/.333	18-25/11-17	.720/.647	40/39 +1	17/15	14/14	6/5	7/4	15/17
Arkansas	40/34	44/44	84-78	+6	25-55/28-59	.455/.475	12-26/7-21	.462/.333	22-32/15-23	.688/.652	41/29 +12	14/12	16/9	2/0	8/9	17/21
TEXAS A&M	25/24	42/35	67-59	+8	19-44/23-52	.432/.442	5-18/1-14	.278/.071	24-30/12-20	.800/.600	23/38 (15)	11/10	13/22	5/3	11/5	21/19
KENTUCKY	34/46	47/42	81-88	(7)	32-59/33-65	.542/.508	5-17/7-18	.294/.389	12-22/15-24	.545/.625	32/38 (6)	10/16	19/16	3/6	10/5	28/24
Tennessee	34/37	40/54	74-91	(17)	26-59/31-67	.441/.463	5-20/7-17	.250/.412	17-28/22-37	.607/.595	35/49 (14)	11/20	11/7	4/5	4/4	24/18
MISSOURI	39/43	50/31	89-74	+15	32-56/25-54	.571/.463	12-23/7-21	.522/.333	13-25/17-23	.520/.739	30/32 (2)	16/10	7/10	5/0	4/1	19/22
Alabama	29/34	33/37	62-71	(9)	23-56/17-52	.411/.327	5-16/6-18	.313/.333	11-19/31-36	.579/.861	40/37 +3	11/11	18/13	2/7	5/11	24/18
Ole Miss	33/51	28/37	61-88	(27)	21-53/30-68	.396/.441	7-25/6-23	.280/.261	12-16/22-25	.750/.880	30/43 (13)	12/15	19/8	3/4	5/11	18/13
TENNESSEE	21/33	43/26	64-59	+5	21-68/22-57	.309/.386	7-26/5-18	.269/.278	15-31/10-22	.484/.455	55/45 +10	9/11	10/14	4/2	6/1	24/24
Auburn	28/48	64/50	92-98	(6)	27-59/32-62	.458/.516	11-23/9-22	.478/.409	27-34/25-38	.794/.658	33/38 (5)	10/22	13/12	3/6	5/7	28/23
SOUTH CAROLINA	36/36	37/41	73-77	(4)	27-51/27-54	.529/.500	11-27/6-15	.407/.400	8-12/17-29	.667/.586	31/28 +3	12/12	19/11	4/2	5/4	27/15
Georgia	32/28	40/51	72-79	(7)	28-64/23-52	.438/.442	9-24/5-13	.375/.385	7-9/28-32	.778/.875	30/37 (7)	13/17	15/16	2/5	8/7	24/11
FLORIDA	24/32	28/25	52-57	(5)	22-61/20-52	.361/.385	2-23/5-18	.087/.278	6-13/12-19	.462/.632	38/42 (4)	8/5	12/16	3/6	7/3	19/10
OLE MISS	25/23	42/44	82-87	(5)	31-74/24-65	.419/.369	6-24/5-23	.250/.217	14-25/34-44	.560/.773	49/48 +1	13/10	22/21	7/6	13/8	32/20
Vanderbilt	23/37	25/40	48-77	(29)	14-47/27-57	.298/.474	7-18/14-29	.389/.483	13-16/9-12	.813/.750	29/36 (7)	7/15	17/12	1/4	8/6	13/12
South Carolina	29/32	28/31	57-63	(6)	20-55/17-50	.364/.340	7-26/4-19	.269/.211	10-12/25-35	.833/.714	31/39 (8)	10/9	20/16	7/1	6/10	26/14
LSU	48/30	40/46	88-76	+12	36-66/26-59	.545/.441	7-22/5-19	.318/.263	9-13/19-23	.692/.826	39/32 +7	21/11	11/11	2/3	7/6	21/17
LSU	37/25	42/27	79-52	+27	28-59/18-54	.475/.333	11-30/1-22	.367/.045	12-13/15-18	.923/.833	34/35 (1)	14/8	12/19	4/5	12/4	16/13

Note: Game totals are displayed in the format TEAM/OPPONENT for each category

2016-17 MISSISSIPPI STATE PLAYER BREAKDOWN

1		Lamar Peters Fr G 6-0 188 New Orleans, LA	MIN 24.9	PTS 10.9	RBS 2.3	AST 3.5	FG% .390	3FG% .365	FT% .747	Notes: Appeared in 10 non-conference games and averaged 9.3 points. Had 24 points vs. Georgia State with six 3-pointers. Started last eight SEC games. Scored in double-digits 17 times, including 14 at Georgia. Had a career-high 25 points against Kentucky. Shot seven 3-pointers and 5 back-to-back and totaled 23 points and 2 assists against Missouri. Had 10 points and 4 rebounds against LSU in the SEC Tournament. 5th in the SEC in 3FG%.
2		Eli Wright Fr G 6-4 203 Owensboro, KY	MIN 13.1	PTS 3.6	RBS 1.6	STL 0.4	FG% .537	3FG% .407	FT% .710	Notes: Appeared in 11 non-conference games and averaged 2.8 points, with a career-best 11 coming against Northwestern State. Had 9 points at LSU and at Auburn. Played 3 minutes vs. Arkansas and Texas A&M. Scored in double-digits twice. Had 5 points and 2 rebounds against LSU in the SEC Tournament.
3		Xavian Stapleton So G 6-6 207 Flora, MS	MIN 16.7	PTS 7.2	RBS 2.8	STL 1.0	FG% .460	3FG% .346	FT% .628	Notes: Sat out the first nine games recovering from a torn left ACL. First game at MSU came against USM, where he had 8 points, 2 steals. Averaged 7.3 points in non-conference games. Started four games. Had 14 points and 11 rebounds against Tennessee to earn his first-career double-double. Had 13 points and 6 rebounds against LSU in the SEC Tournament.
4		Mario Kegler Fr G 6-7 220 Jackson, MS	MIN 28.1	PTS 10.0	RBS 5.5	AST 1.2	FG% .429	3FG% .348	FT% .659	Notes: Started 11 of the 12 games non-conference games and averaged 9.4 points. Has scored in double-digits 11 times, with season-high 17 points coming against Tennessee. Season-high 9 rebounds vs. Lehigh and Tennessee. Had 2 points and 3 rebounds against LSU in the SEC Tournament.
5		Joe Strugg Fr F 6-9 196 Montgomery, AL	MIN 2.5	PTS 0.5	RBS 0.5	AST ---	FG% .250	3FG% .333	FT% ---	Notes: Appeared in six games and averaged 0.5 points and 0.5 rebounds. Made collegiate debut vs. UCF and logged 2 minutes. Hasn't appeared in any SEC games.
11		Quinnndary Weatherspoon So G 6-4 205 Canton, MS	MIN 31.9	PTS 16.6	RBS 5.0	AST 1.9	FG% .469	3FG% .379	FT% .780	Notes: Preseason All-SEC selection who started all 10 non-conference games he played. Missed Lehigh and Northwestern State due to wrist injury. 27 points against Morehead State. Has totaled 20-plus points eight this year. Scored in double-digits 21 times. SEC player of the week Jan. 23. Had a career-high 29 points and 8 rebounds against Missouri. Had 19 points and 2 rebounds against LSU in the SEC Tournament. Is 7th in scoring in the SEC.
15		I.J. Ready Sr G 5-11 166 Rixey, AR	MIN 28.9	PTS 7.9	RBS 2.7	AST 4.6	FG% .420	3FG% .256	FT% .862	Notes: MSU's lone senior who started all 12 non-conference games. Has now appeared in 107 games and scored 848 points. Averaged 10.7 points in non-conference play. Season-high 8 assists vs. USM and Mizzou. 19 points vs. Morehead State. Had 8 assists and 1 steal against Missouri. Had 1 point and 4 rebounds against LSU in the SEC Tournament. His 4.6 assists are third most in the SEC, while his 2.4 assist/turnover ratio is tops. 7th all-time at MSU with 396 assists.
23		Tyson Carter Fr G 6-4 167 Starkville, MS	MIN 20.1	PTS 7.3	RBS 1.7	AST 0.7	FG% .386	3FG% .358	FT% .818	Notes: Started all 12 non-conference games and averaged 10.1 points. Season-best 17 points vs. Norfolk, the most by a freshman on opening day since 1987-88. Had 10 points vs. Alabama. Came off the bench vs. Arkansas and totaled 3 points. Has scored in double-digits eight times. Had a career-high 22 points against South Carolina. Had 18 points and 1 rebound against LSU in the SEC Tournament.
34		Schnider Herard Fr F 6-10 250 Port-Au-Prince, Haiti	MIN 19.0	PTS 5.3	RBS 5.0	BLK 0.3	FG% .566	3FG% ---	FT% .495	Notes: Appeared in all 12 non-conference games and averaged 3.1 points. 8 points vs. Georgia State and 12 rebounds vs. USM. Started all 14 SEC games. Career-high 16 points vs. Texas A&M. Had 7 points and 5 rebounds against Kentucky. First-career double-double at Tennessee with 14 points and 11 rebounds. Earned his second double-double against Tennessee with a career-high 15 rebounds and 12 points. Had 0 points and 1 rebound against LSU in the SEC Tournament.
35		Aric Holman So F 6-10 222 Owensboro, KY	MIN 23.3	PTS 8.4	RBS 6.0	BLK 2.0	FG% .498	3FG% .255	FT% .653	Notes: Started all 12 non-conference games and averaged 10.0 points. Career high of 18 points came against UTEP. Has two double-doubles, first against Norfolk State and then at Arkansas with 13 points and 11 rebounds. Had 6 points and 4 rebounds against LSU in the SEC Tournament. His 62 blocks are the fourth-most in the SEC. Has scored in double-digits 11 times this season.
45		E.J. Datcher Fr C 6-9 240 Harpersville, AL	MIN 7.1	PTS 0.9	RBS 1.4	BLK 0.5	FG% .407	3FG% ---	FT% .556	Notes: Appeared in all 12 non-conference games and averaged 1.1 points. Season-best 4 points came against USM and LSU, while season-best 7 rebounds came against Norfolk State. Had 2 points against Georgia. Logged 1 minute against Florida. Had 2 points and 2 rebounds against LSU in the SEC Tournament.