



Mississippi State Bulldogs (22-10, 9-9) vs. No. 12 Tennessee Volunteers (23-7, 13-5)

Basketball Communications

Gregg Ellis, Primary Contact

(W) 662.325.3595 | (C) 662.322.0145 | gellis@athletics.msstate.edu

@msusportsgregg

Mary Catherine Molay, Secondary Contact

(C) 205.907.7069 | mcmolay@athletics.msstate.edu

@guacamolay85

TV: SEC Network

Play-by-Play: Tom Hart; Analyst: Jimmy Dykes; Sideline: Molly McGrath

PROJECTED STARTING 5



0 Nick Weatherspoon

6-2 | 195 | Fr. | G

Canton, MS

PPG: 11.3
APG: 2.1
FG%: .477
FT%: .722



1 Lamar Peters

6-0 | 185 | So. | G

New Orleans, LA

PPG: 9.7
APG: 4.1
FG%: .373
FT%: .621



11 Quindary Weatherspoon

6-4 | 205 | Jr. | G

Canton, MS

PPG: 14.7
RPG: 5.8
FG%: .493
FT%: .752



24 Abdul Ado

6-11 | 250 | Fr. | F

Lagos, Nigeria

PPG: 7.7
RPG: 6.4
FG%: .651
FT%: .510



35 Aric Holman

6-10 | 225 | Jr. | F

Owensboro, KY

PPG: 10.7
RPG: 6.7
FG%: .575
FT%: .716

RADIO: MSU RADIO NETWORK | SATELLITE RADIO

Play-by-Play: Neil Price; Analyst: Richard Williams | Sirius/XM Channels: 84

MATCHUP INFO

- St. Louis, MO
- March 9, 2018, 6 p.m.
- Scottrade Center (20,948)

Series Info

Overall: 82-43, Tennessee

Home: 29-29

Away: 45-11, Tennessee

Neutral: 7-4, Tennessee

Last Meeting: L, 76-54 (2-27-18)



MSU Head Coach

Ben Howland

(Weber State, 1979)

MSU: 52-43/3rd

Career: 453-249/22nd

vs. Tennessee: 1-4



Tennessee Head Coach

Rick Barnes

(Lenoir-Rhyne, 1977)

UT: 54-42/3rd

Career: 658-356/31st

vs. MSU: 4-1

Bulldog Bites For The Tennessee Game . . .

- Quindary Weatherspoon was named 2nd team All-SEC on Tuesday, while Nick Weatherspoon was named to the All-Freshman team.
- Monday, Quindary Weatherspoon won the Howell Trophy, the sixth time an MSU player has won.
- Mississippi State is now 31-54 all-time at the SEC Tournament with three titles (1996, 2002 & 2009).
- In SEC Tournament openers, the Bulldogs are 19-39 all-time.
- Vanderbilt is MSU's most common foe with 14 meetings. The most wins against any team in the tournament is Vanderbilt (6), while the most losses are against Georgia (10).
- The Bulldogs improved to 5-2 against LSU and have won the last five.
- Tennessee is 7-3 against MSU in the tournament and the two are playing for the first time since 2013 when the Vols won 69-53 to snap the Bulldogs' three-game win streak.
- Mississippi State's last win came in the finals of the 2009 tournament in Tampa.
- In the LSU win, Lamar Peters had a season-high 24 points.
- Lamar Peters had five 3-pointers, which tied him with Marcus Grant (Kentucky 1994) for the second most in school history in SEC tournament play.
- As a team, the Bulldogs made 10 3-pointers, which is also tied for the second most in their tournament history (LSU, 2003).
- Aric Holman posted his sixth double-double of the year and the eighth of his career with his 11 points and 12 rebounds against the Tigers.
- The Bulldogs are seeking 23 wins for the first time since going 24-12 in 2010.
- Nick Weatherspoon's 20 charges are now tied with Alabama's Herbert Jones atop the SEC.
- Quindary Weatherspoon has 1,320 points for his career, now the 18th most in school history.
- Aric Holman has 129-career blocked shots, the 7th most in school history.
- Abdul Ado has a team-high 62 blocked shots, the third most by a freshman in school history.
- Nick Weatherspoon's 360 points are the eighth most by an MSU freshman.
- The Bulldogs shot 58.3 percent from the floor, marking the 13th time they've shot 50 percent or better.
- Ben Howland is now 2-2 in the SEC Tournament.

2017-18 MISSISSIPPI STATE SCHEDULE/RESULTS

NOVEMBER

10	ALABAMA STATE (SECN+)	W, 96-68
18	FLORIDA A&M (SECN+)	W, 79-48
20	GREEN BAY (SECN+)	W, 77-68
22	STEPHEN F. AUSTIN (SECN+)	W, 80-75
26	JACKSONVILLE STATE (SECN+)	W, 59-56
30	NORTH DAKOTA STATE (SECN)	W, 83-59

DECEMBER

3	DAYTON (SECN)	W, 61-59
9	NORTH GEORGIA (SECN+)	W, 95-62
12	at Cincinnati (ESPN2)	L, 65-50
16	UT Martin (SECN+)	W, 92-61
20	LITTLE ROCK (SECN+)	W, 64-48
23	vs. Southern Miss ^	W, 70-64
30	North Florida (SECN+)	W, 109-81

JANUARY

2	ARKANSAS (SECN)	W, 78-75
6	at Ole Miss (SECN)	L, 64-58
10	at Florida (SECN)	L, 71-54
13	AUBURN (SECN)	L, 76-68
16	VANDERBILT (SECN)	W, 80-62
20	at Alabama (SECN)	L, 68-62
23	at Kentucky (ESPN)	L, 78-65
27	MISSOURI (SECN)	W, 74-62
31	at South Carolina (SECN)	W, 81-76

FEBRUARY

3	GEORGIA (ESPNU)	W, 72-57
6	ALABAMA (SECN)	W, 67-63
10	at Missouri (ESPN2)	L, 89-85
14	at Vanderbilt (SECN)	L, 81-80

17	OLE MISS (SECN)	W, 79-62
20	at Texas A&M (SECN)	W, 93-81
24	SOUTH CAROLINA (SECN)	W, 72-68
27	TENNESSEE (SECN)	L, 76-54

MARCH

3	at LSU (SECN)	L, 78-57
2018 SEC Tournament		
8	LSU (SECN) !	W, 80-77
9	Tennessee (SECN) !	

^ - Jackson, Miss (Mississippi Coliseum)

! - St. Louis (Scottrade Arena)

2017-18 MISSISSIPPI STATE NUMERICAL ROSTER

No.	Name	Pos.	Ht.	Wt.	Yr.	Exp.	Hometown
0	Nick Weatherpsoon	G	6-2	195	Fr.	HS	Canton, MS (Velma Jackson HS)
1	Lamar Peters	G	6-0	185	So.	1L	New Orleans, LA (Landry-Walker HS)
2	Eli Wright	G	6-4	190	So.	1L	Owensboro, KY (22 Feet Academy)
3	Xavian Stapleton	G	6-6	210	Jr.	1L	Flora, MS (Louisiana Tech)
5	Mitchell Storm	F	6-7	202	So.	TR	Madison, MS (East Mississippi CC)
10	Tate Clayton	G	6-2	170	Fr.	HS	Tupelo, MS (Tupelo HS)
11	Quinnndary Weatherspoon	G	6-4	205	Jr.	2L	Canton, MS (Velma Jackson HS)
12	Drew Davis	G	5-10	165	Sr.	1L	Atlanta, GA (Ft. Walton Beach HS)
13	Nick Singleton	G	6-5	195	Jr.	1L	Decatur, GA (Kennesaw State)
15	T.J. Gray	G	6-0	170	So.	HS	Columbus, MS (Columbus HS)
22	KeyShawn Feazell	F	6-8	230	Fr.	HS	New Hebron, MS (Lawrence County HS)
23	Tyson Carter	G	6-4	165	So.	1L	Starkville, MS (Starkville HS)
24	Abdul Ado	F	6-11	250	Fr.	HS	Lagos, Nigeria (Hamilton Heights HS)
35	Aric Holman	F	6-10	225	Jr.	2L	Owensboro, KY (Owensboro HS)
45	E.J. Datcher	C	6-10	240	Fr.	1L	Harpersville, AL (Vincent HS)

Head Coach:	Ben Howland (Weber State, 1979; 3rd year)
Assistant Coaches:	George Brooks (Mississippi State, 1997; 8th year) Korey McCray (Mercer, 2001; 3rd year) Ernie Zeigler (Cleary College, 1994; 3rd year)
Director of Basketball Operations:	Michael Moynihan
Director of Basketball Performance:	Collin Crane
Graduate Assistant Coaches:	Alfred Aboya Bo Rodriguez

2017-18 A-Z Roster

No.	Name	Yr.
24	Ado, Abdul	Fr.
23	Carter, Tyson	So.
10	Clayton, Tate	Fr.
45	Datcher, EJ	So.
12	Davis, Drew	Sr.
22	Feazell, KeyShawn	Fr.
15	Gray, T.J.	So.
35	Holman, Aric	Jr.
1	Peters, Lamar	So.
13	Singleton, Nick	Jr.
3	Stapleton, Xavian	Jr.
5	Storm, Mitchell	So.
0	Weatherspoon, Nick	Fr.
11	Weatherspoon, Quinnndary	Jr.
2	Wright, Eli	So.

By State/Country

Alabama (1)		
45	Datcher, EJ	So.
Georgia (2)		
12	Davis, Drew	Sr.
13	Singleton, Nick	Jr.
Kentucky (2)		
35	Holman, Aric	Jr.
2	Wright, Eli	So.
Louisiana (1)		
1	Peters, Lamar	So.
Mississippi (8)		
23	Carter, Tyson	So.
10	Clayton, Tate	Fr.
22	Feazell, KeyShawn	Fr.
15	Gray, T.J.	So.
3	Stapleton, Xavian	Jr.
5	Storm, Mitchell	So.
0	Weatherspoon, Nick	Fr.
11	Weatherspoon, Quinnndary	Jr.
Nigeria (1)		
24	Ado, Abdul	Fr.

PRONUNCIATION GUIDE

ABDUL ADO: AB-DOOL A-DO

ARIC HOLMAN: ERIC

QUINNNDARY WEATHERSPOON: QUINN-DARE-EE

XAVIAN STAPLETON: ZAY-VEE-AWN

GENERAL INFORMATION

Location: Starkville, MS
 Founded: February 28, 1878
 Enrollment: 21,622
 Conference: SEC
 Nickname: Bulldogs
 Colors: Maroon & White
 Arena: Humphrey Coliseum (10,500)
 President: Dr. Mark E. Keenum
 Athletics Director: John Cohen
 Web Site: www.hailstate.com
 Twitter: @HailStateMBK
 Hashtag: #HailState

BASKETBALL HISTORY

First Year of Basketball: 1908-09
 All-Time Record: 1,399-1,185/106 years
 All-Time SEC Record: 586-770
 Total Number of Head Coaches: 20
 Humphrey Coliseum Record: 446-180
 20-Win Seasons: 18
 NCAA Tournament Appearances: 10 (11-10)
 NCAA Tournament Final Fours: 1 (1996)
 NIT Appearances: 8 (7-8)
 NIT Final Fours: 1 (2007)
 SEC Championships: 6
 (2004, 1991, 1963, 1962, 1961, 1959)
 SEC Tournament Championships: 3
 (2009, 2002 and 1996)
 SEC Tournament Record: 31-54
 SEC Western Division Titles: 7
 (2010, 2008, 2007, 2004, 2003, 1996, 1995)

TEAM INFORMATION

2016-17 Overall Record 16-16
 2016-17 SEC Record 6-12, 12th
 National Ranking: n/a
 Starters Returning/Lost: 4/2
 Letterwinners Returning/Lost: 10/4
 Newcomers: 6
 Roster (Sr./Jr./So./Fr.): (1/4/6/4)

MEDIA INFORMATION

Credentials

■Media members may obtain both season credentials and game-by-game passes by contacting Gregg Ellis at 662-325-3595.

SEC Teleconference

■The SEC Teleconference is coordinated through the SEC media relations office. To participate, contact Craig Pinkerton of the SEC at 205-458-3038. Ben Howland is scheduled for 11:17 a.m. CT.



Media On Twitter

Will Sammon, Clarion Ledger
 @WillSammon
David Brandt, Associated Press
 @davidbrandtAP
Bob Carskadon, HailState Beat
 @bobcarskadon
Joel Coleman, Starkville Daily News
 @JoelTColeman
Robbie Faulk, 24/7 Sports
 @robbiefaulk247
Paul Jones, 24/7 Sports
 @PJ247Sports
Logan Lowery, Daily Journal
 @loganlowery
David Murray, Dawgs' Bite
 @DawgsBiteMag
Danny P. Smith, Starkville Daily News
 @sdndannyp
Gene Swindoll, Gene's Page
 @GeneSwindoll
Brett Hudson, Commercial Dispatch
 @Brett_Hudson
Steve Robertson, Commercial Dispatch
 @ScoutSteveR

MISSISSIPPI STATE TV/RADIO ROSTER

**0 Nick Weatherspoon**

FR | G | 6-2 | 195

Canton, MS

**1 Lamar Peters**

SO | G | 6-0 | 185

New Orleans, LA

**2 Eli Wright**

SO | G | 6-4 | 190

Owensboro, KY

**3 Xavian Stapleton**

JR | G | 6-6 | 210

Flora, MS

**5 Mitchell Storm**

SO | F | 6-7 | 202

Madison, MS

**10 Tate Clayton**

FR | G | 6-2 | 170

Tupelo, MS

**11 Quindary Weatherspoon**

JR | G | 6-4 | 205

Canton, MS

**12 Drew Davis**

SR | G | 5-10 | 165

Atlanta, GA

**13 Nick Singleton**

JR | G | 6-5 | 195

Decatur, GA

**15 T.J. Gray**

SO | G | 6-0 | 170

Columbus, MS

**22 KeyShawn Feazell**

FR | F | 6-8 | 230

New Hebron, MS

**23 Tyson Carter**

SO | G | 6-4 | 165

Starkville, MS

**24 Abdul Ado**

FR | F | 6-11 | 250

Lagos, Nigeria

**35 Aric Holman**

JR | F | 6-10 | 225

Owensboro, KY

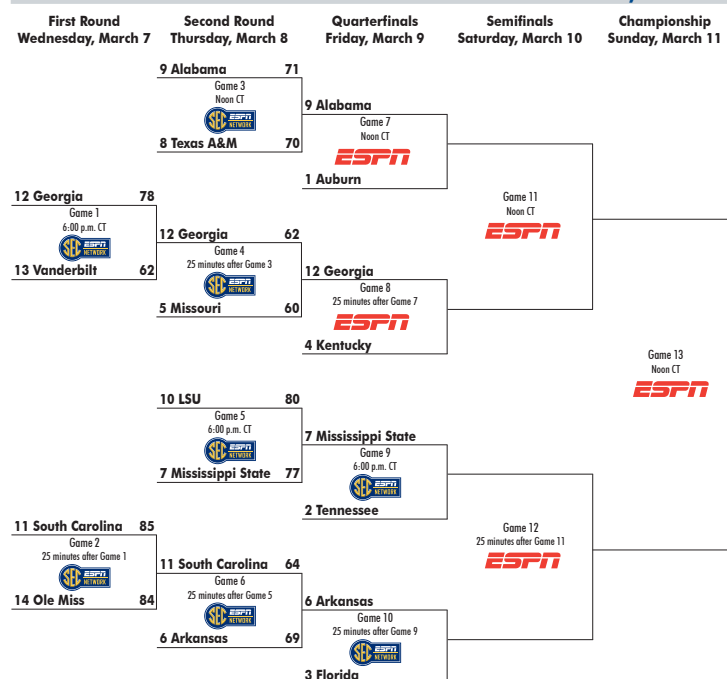
**45 E.J. Datcher**

SO | C | 6-10 | 240

Harpersville, AL

**Ben Howland**Head Coach
3rd Year**George Brooks**Assistant Coach
8th Year**Korey McCray**Assistant Coach
3rd Year**Ernie Zeigler**Assistant Coach
3rd Year**Michael Moynihan**Director of Operations
3rd Year

March 7-11 • Scottrade Center • St. Louis, Mo.



MSU's SEC Tournament Records

INDIVIDUAL

Most Points Scored

30, Jeff Malone
Vanderbilt (3-11-83)
28, Dontae' Jones
Kentucky (3-10-96)

Most FG Made

12, Dontae' Jones
Kentucky (3-10-96)
12, Jeff Malone
Vanderbilt (3-11-83)

Most FG Attempted

23, Jeff Malone
Alabama (3-12-83)
21, Jeff Malone
Vanderbilt (3-4-81)

Most 3-Point FG Made

6, Timmy Bowers
LSU (3-15-03)
5, Lamar Peters
LSU (3-8-18)
5, Marcus Grant
Kentucky (3-11-94)

Most 3-Point FG Attempts

11, Bart Hyche
Vanderbilt (3-6-97)

Most Rebounds

15, Tyrone Washington
Arkansas (3-6-99)
14, Rickey Brown
Alabama (2-28-90)

Most Assists:

11, Derrick Zimmerman
LSU (3-15-03)

11, Dee Bost
Vanderbilt (3-11-11)

TEAM

Most Points Scored

86 vs. Georgia (3-9-96)
84 vs. Kentucky (3-9-07)
84 vs. Kentucky (3-10-96)

Most FG Made:

34 vs. Alabama (2-28-80)
34 vs. Georgia (2-28-79)

Most 3-Point FG Made

11 vs. LSU (3-8-17)
10 vs. LSU (3-8-18)
10 vs. LSU (3-15-03)

Most Free Throws Made:

29 vs. Tennessee (3-10-94)
23 vs. Ole Miss (3-14-03)

Most Rebounds

53 vs. Arkansas (3-6-99)
51 vs. Vanderbilt (3-4-99)

Most Assists:

22 vs. Georgia (3-9-96)
21 vs. Vanderbilt (3-12-13)

Most Blocked Shots:

11 vs. Vanderbilt (3-11-83)
10 vs. Georgia (3-9-96)

Most Steals:

12 vs. LSU (3-8-17)
12 vs. USC (3-13-13)
12 vs. Tennessee (3-8-91)

SEC TOURNAMENT RESULTS

MSU vs. Alabama
(UA leads, 7-3)

1933: MSU, 30-25 (2nd Round)
1934: UA, 37-25 (2nd Round)
1980: UA, 76-75 (2nd Round)
1983: UA, 51-50 (Semis)
1985: UA, 42-31 (2nd Round)
1986: UA, 77-65 (Semis)
1990: UA, 59-44 (2nd Round)
2002: MSU, 61-58 (Finals)
2008: MSU, 69-67 (2nd Round-OT)
2017: UA, 75-55 (2nd Round)

MSU vs. Arkansas
(UA leads, 2-0)

1999: UA, 84-79 (Semis-OT)
2007: UA, 81-72 (Semis)

MSU vs. Auburn
(Tied, 2-2)

1982: AU, 38-36 (1st Round-OT)
1986: MSU, 65-63 (2nd Round)
1996: MSU, 69-58 (2nd Round)
2015: AU, 74-68 (1st Round)

MSU vs. Florida
(Tied, 2-2)

1995: UF, 80-64 (2nd Round)
2002: MSU, 62-52 (2nd Round)
2005: UF, 80-64 (2nd Round)
2010: MSU, 75-69 (2nd Round)

MSU vs. Georgia
(UG leads, 10-3)

1946: UG, 45-44 (2nd Round)
1979: UG, 75-72 (1st Round)
1984: UG, 52-49 (1st Round)
1988: UG, 64-43 (1st Round)
1989: UG, 83-68 (1st Round)
1993: UG, 87-56 (1st Round)
1996: MSU, 86-68 (Semis)

1998: UG, 79-76 (1st Round)
2005: MSU, 76-65 (1st Round)
2008: UG, 64-60 (Semis)
2009: MSU, 79-60 (1st Round)
2012: UG, 71-61 (1st Round)
2016: UG, 79-69 (2nd Round)

MSU vs. Kentucky
(UK leads, 8-2)

1933: UK, 46-27 (Finals)
1936: UK, 41-39 (2nd Round)
1943: UK, 52-43 (Semis)
1950: UK, 56-46 (2nd Round)
1951: UK, 92-70 (1st Round)
1994: UK, 95-76 (2nd Round)
1996: MSU, 84-73 (Finals)
2003: UK, 64-57 (Finals)
2007: MSU, 84-82 (2nd Round-OT)
2010: UK, 75-74 (Finals-OT)

MSU vs. LSU
(MSU leads, 5-2)

1952: LSU, 77-44 (1st Round)
1987: LSU, 68-54 (1st Round)
2002: MSU, 57-51 (Semis)
2003: MSU, 76-61 (Semis)
2009: MSU, 67-57 (Semis)
2017: MSU, 79-52 (1st Round)
2018: MSU, 80-77 (2nd round)

MSU vs. Ole Miss
(Tied, 1-1)

2003: MSU, 73-64 (2nd Round)
2014: UM, 78-66 (2nd Round)

MSU vs. South Carolina
(Tied, 2-2)

2001: USC, 69-62 (1st Round)
2006: USC, 59-44 (1st Round)
2009: MSU, 82-68 (2nd Round)
2013: MSU, 70-59 (1st Round)

MSU vs. Tennessee
(UT leads, 7-3)



1938: UT, 41-34 (1st Round)
1941: UT, 35-29 (1st Round)
1942: UT, 50-40 (2nd Round)
1948: UT, 73-52 (1st Round)
1949: UT, 73-46 (1st Round)
1991: UT, 87-70 (2nd Round)
1994: MSU, 73-69 (1st Round)
1999: MSU, 62-56 (2nd Round)
2009: MSU, 64-61 (Finals)
2013: UT, 69-53 (2nd Round)

MSU vs. Vanderbilt
(VU leads, 8-6)

1933: MSU, 48-36 (Semis)
1939: VU, 73-40 (1st Round)
1940: VU, 46-36 (1st Round)
1981: VU, 71-58 (1st Round)
1983: MSU, 76-61 (2nd Round)
1986: MSU, 62-54 (1st Round)
1992: VU, 77-55 (1st Round)
1997: VU, 73-67 (1st Round-OT)
1999: MSU, 76-58 (1st Round)
2000: VU, 76-53 (1st Round)
2004: VU, 74-70 (2nd Round-OT)
2010: MSU, 62-52 (Semis)
2011: VU, 87-81 (2nd Round)
2014: MSU, 82-68 (1st Round)

Note: MSU also owns a 1-3 record against Georgia Tech and a 1-0 mark versus Tulane in SEC Tournament play.

TALE OF THE TAPE

	74.0	67.8	46.6	30.7	68.5	36.4	+2.5	13.3	13.0	+0.8	1.0	6.7	5.2
	Points	Opp Points	FG%	3FG%	FT%	RB	RBM	ASST	TO	TM	AST-TO Ratio	STL	BL
	74.4	66.3	44.1	38.1	75.8	36.0	+1.3	16.0	12.2	+1.9	1.3	6.3	4.5

Leaders	Scoring	Rebounds	Assists	Steals	Blocks
MSU	Weatherspoon, 14.7	Ado/Holman, 6.7	Peters, 4.1	Weatherspoon/Peters, 1.5	Ado, 2.0
OPP	Williams, 15.6	Schofield, 6.1	Bone, 3.6	Bowden, 1.1	Alexander, 1.6

Last Time Out For LSU

- ✓ Beat Georgia, 66-61.
- ✓ Admiral Schofield had 23 points while Grant Williams had 22.
- ✓ UT had 15 assists, 2 steals, 4 block shot s and just 4 turnovers.
- ✓ Georgia outrebounded Tennessee, 38-28.
- ✓ Kyle Alexander had 9 rebounds.
- ✓ The Bulldogs led 42-34 at the half.
- ✓ UT was 21-54 shooting, 7-18 beyond the arc. Georgia was 22-52, 8-18.

Last Time Out For Mississippi State

- ✓ Beat LSU, 80-77.
- ✓ Lamar Peters had 24 points.
- ✓ MSU led 45-29 at half.
- ✓ LSU won the battle of the boards, 31-28.
- ✓ Aric Holman had 12 rebounds.
- ✓ MSU had 17 assists and collected 8 steals while blocking 8 shots. The Bulldogs also had 16 turnovers.
- ✓ MSU was 28-48 shooting, 10-17 beyond the arc. LSU was 28-54, 11-12.

Tennessee Series Breakdown

(UT leads, 82-43)
Last MSU win: 64-59 (2016-17)
Last UT win: 76-54 (2017-18)
Current UT win streak: 1
Biggest MSU win: 95-68 (1990-91)
Biggest UT win: 82-49 (1971-72)

at Neutral Sites

(UT leads, 7-4)
Last MSU win: 64-61 (2008-09)
Last UT win: 69-53 (2012-13)
Current UT win streak: 1
Biggest MSU win: 33-18 (1923-24)
Biggest UT win: 73-46 (1948-49)

PLAYERS VERSUS TENNESSEE

Player	G-GS	Mins	FGM-FGA	Pct	3GM-3GA	Pct	FTM-FTA	Pct	Rebs	Ast	TO	BS	Stl	Pts
Abdul Ado	1-1	26	1-2	.500	0-0	.000	1-2	.500	1-1.0	1	3	1	2	3/3.0
Carter	3-0	48	7-16	.438	3-9	.333	0-0	.000	1-0.3	1	0	0	1	17/5.7
Datcher	3-0	21	1-2	.500	0-0	.000	0-2	.000	3-1.0	0	1	0	0	2/0.7
Feazell	1-0	5	0-2	.000	0-1	.000	0-0	.000	2-2.0	0	0	0	0	0/0.0
Holman	4-3	62	6-19	.316	1-8	.125	5-8	.625	14-3.5	0	6	5	1	18/4.5
Peters	3-3	88	8-28	.286	2-16	.125	4-6	.667	6-2.0	16	3	0	3	22/7.3
Stapleton	3-0	62	7-18	.389	1-6	.167	2-6	.333	14-4.7	1	4	1	4	17/5.7
Weatherspoon	1-1	28	4-11	.364	0-3	.000	3-4	.750	0-0.0	0	1	0	2	11/11.0
Weatherspoon	4-4	134	21-54	.389	6-17	.353	10-18	.556	20-5.0	3	9	2	2	58/14.5
Wright	3-0	27	3-5	.600	0-1	.000	0-1	.000	8-2.7	0	0	2	0	6/2.0

A LOOK AT THE SEC

2017-18 SEC Standings

	SEC	Overall
Auburn	13-5 .706	25-6 .806
Tennessee	13-5 .706	23-7 .767
Florida	11-7 .588	20-11 .645
Kentucky	10-8 .588	21-10 .677
Missouri	10-8 .588	20-12 .625
Arkansas	10-8 .529	22-10 .688
Mississippi State	9-9 .529	22-10 .688
Texas A&M	9-9 .471	20-12 .625
Alabama	8-10 .471	18-14 .563
LSU	8-10 .412	17-14 .548
South Carolina	7-11 .412	17-16 .515
Georgia	7-11 .412	18-14 .563
Vanderbilt	6-12 .333	12-20 .375
Ole Miss	5-13 .278	12-20 .375

As of March 9, 2018

Upcoming Games

March 7
Georgia 78, Vanderbilt 62
South Carolina 85, Ole Miss 84
March 8
Alabama 71, Texas A&M 70
Georgia 62, Missouri 60
Mississippi State 80, LSU 77
Arkansas 69, South Carolina 64
March 9
1 Auburn vs. Alabama, noon
4 Kentucky vs. Georgia, 2 p.m.
2 Tennessee vs. Mississippi State, 6 p.m.
3 Florida vs. Arkansas, 8 p.m.
March 10
Game 7 Winner vs. Game 8 Winner, noon
Game 9 Winner vs. Game 10 Winner, 2 p.m.
March 10
Championship Game, noon

Recent Scores

February 27
Tennessee 76, Mississippi State 54
Florida 73, Alabama 52
Missouri 74, Vanderbilt 66
Arkansas 91, Auburn 82
February 28
South Carolina 83, LSU 74
Kentucky 96, Ole Miss 78
Texas A&M 61, Georgia 60
March 3
Florida 80, Kentucky 67
LSU 78, Mississippi State 57
Texas A&M 68, Alabama 66
Auburn 79, South Carolina 70
Missouri 77, Arkansas 67
Tennessee 66, Georgia 61
Vanderbilt 82, Ole Miss 69



CHARTING Q.

Jr | G | 6-4
Canton, MS

MSU Career Scoring Chart

1. Jeff Malone	2,142
2. Bailey Howell	2,030
10. Jerry Jenkins	1,503
16. Jarvis Varnado	1,403
17. Gavin Ware	1,362
18. Q. Weatherspoon	1,320
19. Tang Hamilton	1,307
20. Rich Knarr	1,305
21. Timmy Bowers	1,300
22. Jack Bouldin	1,257
23. Jerry Graves	1,245
24. Erick Dampier	1,231
T25. Dave Williams	1,219
T25. Leland Mitchell	1,219

SEC Season Rank

Scoring 13th



CHARTING Aric Holman

Jr | F | 6-10
Owensboro, KY

MSU Career Blocks Chart

1. Jarvis Varnado	564
2. Erick Dampier	249
3. Tyrone Washington	198
4. Kalpatrick Wells	183
5. Rickey Brown	163
6. Charles Rhodes	143
7. Aric Holman	129
7. Wiley Peck	117
9. Gavin Ware	100
10. Derrick Zimmerman	89

SEC Season Rank

Blocks 9th

500 OR BETTER

■ On the year, Mississippi State has shot 50 percent or better from the floor 13 times, six times against SEC teams

The Bulldogs' season high of .620 (44-71) was against North Florida.

Their last time to shoot at least .500 was against LSU on Thursday night (.583, 28-48) in Starkville.

SEC IMPROVEMENT

■ Mississippi State won nine SEC games for the first time since the league expanded to 14 teams.

The Bulldogs won eight in 2012 but hadn't won nine since finishing 9-7 in 2011.

BOARD DOMINANCE AT A&M

■ Despite the considerable size disadvantage, Mississippi State dominated the boards at Texas A&M, 44-31.

The plus-13 margin was the largest on the road this season.

80'S NIGHT SETS RECORD

■ Earlier this year, MSU set a school record for scoring 80-plus games in four-straight road games (South Carolina 81; Missouri 85; Vanderbilt, 80; Texas A&M, 93).

The old mark of three was set in 1991 (Florida, 82; Auburn, 84; LSU, 82).

YEAR 3 MAGIC

■ In his first three head coaching stops at Northern Arizona, Pittsburgh and UCLA, **Ben Howland** has gotten his teams to the post-season.

In all, he's 104-30 in the third year at all four schools.

BROOKS RECOGNIZED

■ 247Sports.com has recognized assistant coach **George Brooks** for his recruiting efforts.

A CLOSER LOOK AT MSU

In January, he was named the No. 2 recruiter in the nation behind Duke's Jeff Capel.

Last year, Sporting News named him the No. 2 recruiter in the SEC.

This year, he was responsible for the signing of Reggie Perry, Robert Woodard and D.J. Stewart.

1. Jeff Capel	Duke
2. George Brooks	Mississippi State
3. Rashon Burno	Arizona State
4. Tony Stubblefield	Oregon
5. Joel Justice	Kentucky

WHEN Q HITS 20

■ When junior guard **Quinnndary Weatherspoon** scores 20 or more points, Mississippi State benefits.

He's reached that feat 16 times in his career following the Missouri game, and the Bulldogs are 14-2 in those games.

Opponent	Points	Result
(2016)		
Tennessee	23	L, 80-75
Vanderbilt	24	W, 75-74
(2017)		
Norfolk State	22	W, 78-74
Boise State	25	W, 80-68
Oregon State	21	W, 74-57
Morehead State	27	W, 85-76
UMKC	25	W, 77-54
Arkansas	25	W, 84-78
Missouri	29	W, 89-74
Auburn	25	L, 98-82
(2018)		
Stephen F. Austin	20	W, 80-75
North Georgia	22	W, 95-62
UT Martin	21	W, 92-61
Little Rock	21	W, 64-48
Arkansas	22	W, 78-75
Missouri	20	W, 74-72

2 FOR 20 X 3

■ Three times this season, MSU has had two players score 20 or more points in the same game.

Stephen F. Austin — **Tyson Carter** 25; **Quinnndary Weatherspoon** 20.

UT Martin — **Aric Holman** 21 and **Quinnndary Weatherspoon** 21.

Arkansas — Weatherspoon brothers with 22 each.

Q & GAME WINNERS

■ Game-winning shots have become the norm for junior All-SEC guard and leading scorer **Quinnndary Weatherspoon**.

On Dec. 3 at home against Dayton, he collected a steal with 4 seconds left and went the length of the court for a layup to give MSU a thrilling 61-59 win.

Then against Jacksonville State, he drained a 3-pointer with 0.7 seconds left to lift the Bulldogs to a dramatic 59-56 win.

As a freshman against Vanderbilt, he drained a buzzer beater from 3-point range for a 75-74 victory.

SEEING DOUBLE

■ On the year, Mississippi State has recorded 11 double-doubles, with junior **Aric Holman** leading the way with six, followed by **Abdul Ado** with three and **Quinnndary Weatherspoon** with two.

Holman: Alabama State (18 points, 11 rebounds); Cincinnati (18, 10); UT Martin (21, 12); Vanderbilt (18, 14); Alabama (11, 10); LSU-SECT (11, 12).

Ado: Green Bay (12 points, 11 rebounds); Florida (12, 10); Auburn (10, 11).

Q.: Dayton (11 points, 10 rebounds); Ole Miss (16, 10).

HOW THE DAWGS SCORE

■ The chart below is how MSU is scoring this season compared to all 351 Division I teams, as determined by KenPom.com.

Category	% (Ranking)
3-Pointers	27.0 (284)
2-Pointers	55.8 (36)
Free Throws	17.2 (270)

2017-18 BULLDOG STREAKS

Team W/L Streaks

Overall Wins/Losses	W1
Home Wins/Losses	L1
Road Wins/Losses	L1
Neutral Wins	W2

Consecutive Double-Figure Scoring Games

Quinnndary Weatherspoon	6
Nick Weatherspoon	4
Lamar Peters	2
Aric Holman	1

Consecutive Games with A Made 3-pointer

Lamar Peters	6
Nick Weatherspoon	2
Tyson Carter	2
Aric Holman	1

Consecutive Games Played (All Seasons)

Aric Holman	85
Tyson Carter	64
Quinnndary Weatherspoon	35
Nick Weatherspoon	32
Abdul Ado	31
Lamar Peters	26
Eli Wright	24
Xavian Stapleton	13
KeyShawn Feazell	3

Consecutive Games Started (All Seasons)

Quinnndary Weatherspoon	35
Nick Weatherspoon	32
Abdul Ado	31
Lamar Peters	13
Xavian Stapleton	

Total 30 Minute Games (All Seasons)

Quinnndary Weatherspoon	56
Lamar Peters	16
Nick Weatherspoon	14
Tyson Carter	10
Abdul Ado	9
Aric Holman	5
Schnider Herard	2
Eli Wright	1

2017-18 MISSISSIPPI STATE MISCELLANEOUS STATS/SEC STANDINGS

CHARTING THE BULLDOGS

Dunks			Quinnndary Weatherspoon		
Aric Holman	38		Nick Weatherspoon	7	
Abdul Ado	30		Tyson Carter	4	
Quinnndary Weatherspoon	17		Abdul Ado	2	
Nick Weatherspoon	15		Lamar Peters	2	
Xavian Stapleton	11				
Tyson Carter	5		How First Points Were Scored		
E.J. Datcher	5		3-pointer	13	
KeyShawn Feazell	4		Jumper	5	
Eli Wright	2		Layup	10	
			Free Throw	1	
			Dunk	3	
Charges Drawn			Final Three Minutes From FT Line		
Nick Weatherspoon	20		Q. Weatherspoon	25-32 (.781)	
Lamar Peters	4		Nick Weatherspoon	9-14 (.643)	
Tyson Carter	4		Aric Holman	9-12 (.750)	
Quinnndary Weatherspoon	1		Tyson Carter	5-8 (.625)	
T.J. Gray	1		Lamar Peters	11-17 (.647)	
Point Distribution (%)			Drew Davis	1-2 (.500)	
Seniors	3 (0.1)		KeyShawn Feazell	1-2 (.500)	
Juniors	1,010 (42.5)		Xavian Stapleton	1-2 (.500)	
Sophomores	719 (30.3)		Abdul Ado	4-11 (.364)	
Freshmen	642 (27.0)		Nick Singleton	0-1 (.000)	
TOTAL:	2,374		TOTAL	68-103 (.660)	
First Sub			Opponent Total	62-95 (.653)	
Xavian Stapleton	22				
Tyson Carter	8				
E.J. Datcher	6				
Lamar Peters	5				
Schnider Herard	4				
Eli Wright	4				
KeyShawn Feazell	1				
Aric Holman	1				
Scored First Points					
Aric Holman	9				

DIFFERENCE BETWEEN WINNING AND LOSING

Wins	Stat	Losses
79.1	Points	63.3
65.1	Opp. Points	74.6
+14.0	Scoring Margin	-11.3
.499	FG%	.404
.410	Opp. FG%	.440
.328	3FG%	.283
.307	Opp. 3FG%	.397
.680	FT%	.689
.653	Opp. FT%	.740
37.3	Rebounds	33.5
32.5	Opp. Rebounds	36.7
+4.8	Rebound Margin	-3.2
14.8	Assists	10.4
13.1	Turnovers	13.2
+2.0	Turnover Margin	-2.3
7.2	Steals	5.5
56.0	Blocks	3.8

BULLDOGS IN SEC

CATEGORY	RANK
Scoring offense	9
Scoring defense	3
FG%	4
FG% defense	7
3PT FG%	14
3PT FG% defense	5
FT%	11
Rebounds	8
Rebounds allowed	6
Rebound margin	7
Assists	9
Blocked shots	4
Steals	4
Turnover margin	8
Assist/Turnover ratio	9

SEASON AND CAREER TOTALS

2017-18			Career		
Double-Digit Scoring			Schnider Herard		
Q. Weatherspoon	27 (19-8)	72 (43-29)	Xavian Stapleton	1 (1-0)	
Nick Weatherspoon	24 (17-7)	24 (17-7)	2017-18		
Aric Holman	20 (14-6)	32 (23-9)	Double-Doubles		
Lamar Peters	13 (9-4)	30 (18-12)	Aric Holman	6 (4-2)	8 (6-2)
Tyson Carter	11 (10-1)	22 (16-6)	Abdul Ado	3 (1-2)	3 (1-2)
Abdul Ado	10 (5-5)	10 (5-5)	Quinnndary Weatherspoon	2 (2-0)	4 (4-0)
Eli Wright	1 (1-0)	3 (3-0)	Schnider Herard		2 (1-1)
Xavian Stapleton	4 (3-1)	11 (7-4)	Xavian Stapleton		1 (1-0)
E.J. Datcher	1 (1-0)	1 (1-0)	3+ 3-Pointers		
KeyShawn Feazell	1 (1-0)	1 (1-0)	Tyson Carter	5 (4-1)	12 (9-3)
Schnider Herard		4 (2-2)	Quinnndary Weatherspoon	3 (2-1)	16 (10-6)
			Lamar Peters	5 (4-1)	14 (9-5)
			Xavian Stapleton	3 (2-1)	5 (3-2)
			Nick Weatherspoon	2 (2-0)	2 (2-0)
			Nick Singleton	1 (1-0)	1 (1-0)
			Aric Holman	1 (0-1)	1 (0-1)
			10+ 3-Point Attempt Games		
			Lamar Peters		2 (2-0)
			Tyson Carter	3 (2-1)	5 (3-2)
			3+ Steal Games		
			Quinnndary Weatherspoon	7 (6-1)	15 (11-4)
			Lamar Peters	7 (5-2)	11 (7-4)
			Xavian Stapleton	1 (1-0)	2 (2-0)
			2017-18		
			5+ Block Games		
			Aric Holman		2 (2-0)
			Schnider Herard	1 (1-0)	1 (1-0)
			Abdul Ado	1 (1-0)	1 (1-0)
			5+ Made Free Throws		
			Quinnndary Weatherspoon	8 (7-1)	19 (15-4)
			Aric Holman	1 (0-1)	3 (2-1)
			Lamar Peters	2 (2-0)	7 (4-3)
			Schnider Herard		2 (2-0)
			Xavian Stapleton		1 (1-0)
			E.J. Datcher	1 (1-0)	1 (1-0)
			Nick Weatherspoon	3 (3-0)	3 (3-0)
			Tyson Carter	3 (3-0)	3 (3-0)

Note: Record in games in ()



Ben Howland

**22nd Season Overall | 3rd Season At Mississippi State
453-249 (52-43 at MSU)**

- On March 23, 2015, Ben Howland was named the 20th head coach in Mississippi State history.
- In four different stints as a head coach, Howland has a 453-249 record – Northern Arizona (79-59), Pittsburgh (89-40), UCLA (233-107) and Mississippi State (52-43).
- Led UCLA to three-consecutive Final Fours.
- In 2006, the Bruins played Florida for the national championship.
- Howland is one of five coaches in NCAA Division I history to win at least 30 games in three-straight seasons, joining Adolph Rupp (Kentucky 1947-49), Mike Krzyzewski (2009-11), John Calipari (Memphis, 2006-08) and Roy Williams (North Carolina, 2008-09).
- During his 10-year tenure at UCLA, the Bruins went to the NCAA Tournament seven times and won four Pac-10 regular-season crowns, while having 18 players drafted by NBA teams.
- His 97 victories from 2006-08 stand as the most by any UCLA head coach in a three-year span.
- Has been a Conference Coach of the Year in the Pac-10, Big East and Big Sky.
- His final two years at Pitt, the Panthers went 57-11 and reached the Sweet 16 both years.
- In 2003, Pittsburgh won the Big East Tournament crown and held the nation's No. 2 ranking for eight weeks in the Associated Press poll before ending the year at No. 4.
- In 2002, Howland guided the Panthers to a school-record 29 wins en route to becoming the school's first coach in 26 years to garner National Coach of the Year honors.
- Howland's first coaching gig was at Northern Arizona, where his last three teams posted 20-plus win seasons, including a school-record 21 victories in 1997 en route to capturing the Big Sky regular-season title and played in the NIT.
- In 1998, Howland guided NAU to its first NCAA Tournament after capturing the Big Sky Tournament championship and second-straight regular-season crown.
- Howland spent one year as a graduate assistant at Gonzaga (1981) before becoming an assistant at California-Santa Barbara from 1982-94.
- Played two years at Santa Barbara College before transferring to Weber State, where he earned his degree in physical education in 1979.
- Howland and his wife, Kim, a former Weber State cheerleader, have two children – Meredith and Adam (Brittney) – and two grandsons, Benjamin Clark Howland II and Elijah Howland.



Howland's Year-By-Year Record

Northern Arizona (1994-99)

Year	Overall	Big Sky Record	Postseason
1995	9-17	4-10 (7th)	
1996	7-19	3-11 (7th)	
1997	21-7	13-1 (1st)	NIT First Round
1998	21-8	12-2 (1st)	NCAA First Round
1999	21-8	12-4 (2nd)	
Totals	79-59 (.572)	44-28 (.611)	

Pittsburgh (2000-03)

Year	Overall	Big East Record	Postseason
2000	13-15	5-11 (11th)	
2001	19-14	7-9 (5th West)	NIT Second Round
2002	29-6	13-3 (1st West)	NCAA Sweet 16
2003	28-5	13-3 (T1st West)	NCAA Sweet 16
Totals	89-40 (.690)	38-26 (.594)	

UCLA (2004-13)

Year	Overall	Pac-10/12 Record	Postseason
2004	11-17	7-11 (11th)	
2005	18-11	11-7 (T3rd)	NCAA First Round
2006	32-7	14-4 (1st)	NCAA Runner-up
2007	30-6	15-3 (1st)	NCAA Final Four
2008	35-4	16-2 (1st)	NCAA Final Four
2009	26-9	13-5 (2nd)	NCAA Second Round
2010	14-18	8-10 (T5th)	
2011	23-11	13-5 (2nd)	NCAA Second Round
2012	19-14	11-7 (T5th)	
2013	25-10	13-5 (1st)	NCAA First Round
Totals	233-107 (.685)	121-59 (.672)	

Mississippi State (2016-Present)

Year	Overall	SEC Record	Postseason
2016	14-17	7-11	
2017	16-16	6-12	
2018	22-10	9-9	
Totals	52-43 (.547)	22-32 (.407)	
OVERALL 453-249 (.645)			

**1ST MSU WIN
EASTERN WASHINGTON
NOV. 13, 2015**

**1ST SEC WIN
OLE MISS
JAN. 23, 2016**

**10TH MSU WIN
ARKANSAS
FEB. 9, 2016**

**20TH MSU WIN
GEORGIA STATE
DEC. 4, 2016**

**25TH MSU WIN
ARKANSAS
JAN. 10, 2017**

**30TH MSU WIN
LSU
MARCH 8, 2017**

**40TH MSU WIN
LITTLE ROCK
DEC. 20, 2017**

**42
BIGGEST WIN
SOUTHERN MISS.
DEC. 19, 2016**

**45TH MSU WIN
MISSOURI
JAN. 27, 2018**

**50TH MSU WIN
TEXAS A&M
FEB. 20, 2018**

**450TH WIN
OLE MISS
FEB. 17, 2018**

**700TH GAME
TENNESSEE
FEB. 27, 2018**

UNDER BEN HOWLAND . . .

CATEGORY	2018	AT MSU
Leads at Halftime	18-2	39-5
Trails at Halftime	3-8	9-37
Is Tied at Halftime	1-0	4-1
Shoots 45% or better from the field	18-1	43-9
Shoots less than 45% from the field	4-9	9-34
Opp. shoots less than 45% from the field	16-6	37-19
Opp. shoots 45% or better from the field	6-4	15-24
Outrebounds (or ties) the opponent	15-4	33-14
Outrebounded by the opponent	7-6	19-29
More Assists (or ties) than the opponent	17-4	45-19
Fewer Assists than the opponent	5-6	7-24
Fewer (or ties) TOs than opponent	16-3	39-14
More TOs than opponent	6-7	13-29
Holds opponents to 65 points or less	13-2	29-5
In games decided by 10 points or less	10-5	23-28
All Games	22-10	52-43
Home Games	18-2	38-14
Road Games	2-8	6-24
Neutral-sites	2-0	8-5
Non-SEC Games	12-1	28-9
Non-SEC Home Games	11-0	22-3
Non-SEC Road Games	0-1	0-3
Non-SEC Neutral-site Games	1-0	6-3
SEC Games	9-9	22-32
SEC Home Games	7-2	16-11
SEC Road Games	2-7	6-21
SEC Tournament	1-0	2-2
November Games	6-0	13-5
December Games	6-1	15-4
January Games	4-5	10-16
February Games	5-3	10-14
March Games	1-1	4-4
Monday Games	1-0	3-1
Tuesday Games	4-3	7-14
Wednesday Games	3-2	7-7
Thursday Games	2-0	6-4
Friday Games	1-0	4-2
Saturday Games	9-5	19-15
Sunday Games	2-0	5-0
Overtime Games	1-1	1-3
Television Games	21-10	40-41

Alabama	3-5	Kent State	0-1	Rutgers	6-1
Alabama State	1-0	Kentucky	1-4	Sacramento State	7-2
Albany	1-0	Lehigh	0-1	Sam Houston State	2-1
Appalachian State	1-0	Little Rock	1-0	San Diego	0-3
Arizona	14-11	Long Beach State	3-1	San Diego State	0-1
Arizona State	17-8	Louisiana Tech	1-0	San Jose State	1-0
Arkansas	3-2	Loyola Marymount	3-2	Savannah State	1-0
Arkansas-Pine Bluff	1-0	LSU	5-2	Seton Hall	5-2
Auburn	1-2	Marist	1-0	Sonoma State	1-0
Belmont	1-0	Marquette	0-1	South Carolina	3-3
Boise State	1-4	Maryland	1-0	South Florida	0-1
Boston College	4-2	McNeese State	1-0	Southeast Louisiana	1-0
Butler	0-1	Memphis	1-2	Southern University	0-1
BYU	2-0	Mercer	1-0	Southern Cal	14-9
Cal Poly	2-2	Miami	3-4	Southern Illinois	1-0
Cal State Bakersfield	1-0	Miami (OH)	1-0	Southern Miss	2-0
Cal State Fullerton	1-1	Michigan	4-3	Southern Utah	3-1
Cal State Northridge	9-2	Michigan State	3-1	Southwest Texas	0-1
CSU San Bernardino	1-0	Middle Tenn. State	0-1	St. Bonaventure	2-0
California	17-10	Minnesota	0-1	St. Francis (N.Y.)	2-0
Central Conn. State	1-0	Mississippi State	0-2	St. Francis (Pa.)	4-0
Central Florida	0-1	Missouri-Kansas City	1-1	St. Johns	2-3
Chaminade (Hawaii)	3-0	MVSU	1-0	St. Martin's	1-0
Chicago State	1-0	Missouri	4-1	Stanford	14-7
Cincinnati	0-2	Missouri State	1-0	Stephen F. Austin	2-1
Co. of Notre Dame	1-0	Montana	6-5	Syracuse	4-5
Colorado	2-0	Montana State	9-3	Temple	1-0
Colorado College	2-0	Montana Tech	1-0	Tennessee	1-4
Colorado State	1-0	Morehead State	1-0	Tennessee Martin	2-0
Concordia (Calif.)	0-1	Morgan State	1-0	Texas	1-3
Connecticut	2-3	Morris Brown	1-0	Texas A&M	3-3
Coppin State	1-0	N. Mexico Highlands	1-0	Texas Arlington	1-1
Davidson	1-0	Nebraska	1-1	Texas El Paso	1-0
Dayton	1-0	Nevada	1-0	Texas Tech	0-2
Delaware State	2-0	New Mexico State	2-0	Texas Pan American	2-0
DePaul	1-0	New Orleans	2-0	Texas Southern	1-0
Drexel	1-0	Norfolk State	3-0	Tulane	1-0
Duquesne	3-1	North Carolina AT&T	1-0	UC Davis	3-0
East Carolina	0-1	North Carolina Central	1-0	UC Irvine	5-1
East Tennessee State	0-1	North Dakota State	1-0	UC Riverside	2-0
Eastern Illinois	1-0	North Florida	1-0	UC Santa Barbara	0-1
Eastern Washington	11-1	North Georgia	1-0	UCLA	0-1
Elon	1-0	Northern Arizona	1-0	UNLV	0-1
Florida	0-6	Northern Colorado	1-0	Utah	2-1
Florida A&M	1-0	Northwestern State	1-0	Vanderbilt	2-2
Florida International	2-1	Notre Dame	5-8	Vermont	1-0
Florida State	0-1	Oakland	2-0	Villanova	3-3
Fresno State	1-0	Occidental College	1-0	VCU	1-3
George Mason	1-0	Ohio State	2-0	Virginia Tech	2-0
George Washington	1-0	Ole Miss	2-4	Wagner	2-0
Georgetown	5-4	Oral Roberts	0-2	Washington	10-11
Georgia	2-4	Oregon	12-8	Washington State	18-3
Georgia State	1-0	Oregon State	17-4	Weber State	3-9
Georgia Tech	1-0	Pacific	1-0	West Virginia	5-4
Gonzaga	1-0	Penn State	2-1	Western Illinois	2-0
Green Bay	1-0	Pennsylvania	1-0	Western Kentucky	1-0
Idaho	1-3	Pepperdine	4-0	Western Oregon	1-0
Idaho State	8-3	Pittsburgh	1-0	Wright State	1-0
Illinois State	1-0	Portland	0-1	Wyoming	1-0
Indiana	2-0	Portland State	5-3	Xavier	1-0
Indiana State	1-0	Prairie View A&M	2-0	Yale	1-0
IUPUI	1-0	Providence	3-1	Youngstown State	1-0
Jacksonville State	1-0	Rhode Island	2-0		
James Madison	1-0	Richmond	1-0		
Kansas	1-3	Robert Morris	4-0		

TOTAL: 452-249

On The Bench . . .



George Brooks
8th Year

- Played for the Bulldogs from 1992-94.
- Helped develop forwards Arnett Moultrie, a first-round draft choice in the 2012 NBA draft and Gavin Ware, along with Jamarion Moon and Ronald Murray who went on to enjoy NBA careers.
- Named the second-best recruiter in the SEC by Sporting News this past summer.



Korey McCray
3rd Year

- Spent two seasons under Howland at UCLA.
- Worked with and created tailor-made offseason training programs for NBA talents such as Dwight Howard, John Wall, Javaris Crittenton, Anthony Morrow, Jarrett Jack, Jarvis Hayes, Von Wafer, Mario West and Damien Wilkins.
- In 2012, he was instrumental in UCLA landing the No. 1-ranked recruiting class.



Ernie Ziegler
3rd Year

- Spent six seasons at Central Michigan (2007-12) as head coach, leading the Chippewas to two Mid-American Conference West Division titles and a pair of Michigan MAC Trophies.
- He spent five seasons as an assistant under the tutelage of Howland at both Pittsburgh (2002-03) and UCLA (2004-06).
- From 1992 to 1997, Zeigler was the head AAU coach for Team Detroit.

MISSISSIPPI STATE BY THE NUMBERS

GAME-BY-GAME SPECIALTY STATS (MSU First)

<u>Opponent</u>	<u>Paint</u>	<u>Off TO</u>	<u>2nd Chance</u>	<u>Fast Break</u>	<u>Bench</u>
Alabama State	46/32	17/4	11/16	14/0	50/34
Florida A&M	42/22	25/9	4/5	14/9	26/12
Green Bay	48/22	21/17	10/4	8/2	22/33
Stephen F. Austin	36/24	17/12	9/10	6/6	6/23
Jacksonville State	40/28	4/14	7/10	4/2	11/19
North Dakota State	28/20	21/14	10/6	12/2	10/16
Dayton	24/26	21/15	2/6	2/4	13/6
North Georgia	46/30	18/5	11/12	8/4	45/25
Cincinnati	24/24	6/22	6/13	12/6	0/6
UT Martin	44/22	21/10	31/11	12/10	31/23
Little Rock	30/28	27/10	13/11	6/0	12/20
Southern Miss	28/20	15/26	6/12	4/2	28/7
North Florida	58/28	24/17	19/6	13/8	41/29
Arkansas	38/42	19/9	16/9	10/4	15/14
Ole Miss	30/24	7/14	11/15	4/8	23/39
Florida	30/22	16/18	12/16	0/7	10/17
Auburn	30/18	10/19	13/9	10/2	16/13
Vanderbilt	42/44	17/6	7/2	10/4	23/31
Alabama	28/38	6/19	13/20	2/4	18/17
Kentucky	34/36	18/9	13/9	12/6	19/15
Missouri	46/34	24/11	11/9	12/0	17/20
South Carolina	38/26	13/21	9/12	10/8	22/15
Georgia	34/20	13/13	13/8	6/2	5/20
Alabama	30/26	17/8	10/12	8/8	15/21
Missouri	36/22	17/16	14/8	4/2	10/29
Vanderbilt	32/28	19/10	11/11	2/4	32/37
Ole Miss	34/26	17/6	6/9	6/2	31/18
Texas A&M	44/48	19/5	14/12	10/11	23/6
South Carolina	32/32	22/13	2/11	12/0	25/17
Tennessee	22/36	12/13	8/10	8/0	6/25
LSU	26/28	12/18	9/8	6/4	7/29
SECT-LSU	28/34	15/23	5/17	10/8	23/32
SECT-Tennessee					

GAME-BY-GAME LEAD/DEFICIT

<u>Opponent</u>	<u>Largest Lead</u>	<u>Largest Deficit</u>	<u>Final Score</u>
Alabama State	35 (76-41, 2nd)	1 (0-1, 1st)	W, 96-68
Florida A&M	36 (79-43, 2nd)	Never Trailed	W, 79-48
Green Bay	16 (24-8, 1st)	Never Trailed	W, 77-68
Stephen F. Austin	16 (68-52, 2nd)	8 (32-40, 1st)	W, 80-75
Jacksonville State	4 (4-0, 1st)	8 (33-41, 2nd)	W, 59-56
North Dakota State	27 (81-54, 2nd)	Never Trailed	W, 83-59
Dayton	21 (41-20, 2nd)	1 (5-6, 1st)	W, 61-59
North Georgia	38 (92-54, 2nd)	Never Trailed	W, 95-62
Cincinnati	3 (3-0, 1st)	19 (33-53)	L, 65-50
UT Martin	38 (90-52, 2nd)	2 (4-6, 1st)	W, 92-61
Little Rock	22 (62-40, 2nd)	3 (0-3, 1st)	W, 64-48
Southern Miss	11 (26-15, 1st)	4 (49-53, 2nd)	W, 70-64
North Florida	28 (109-81, 1st)	4 (2-6, 1st)	W, 109-81
Arkansas	4 (32-28, 1st)	8 (42-50, 2nd)	W, 78-75
Ole Miss	13 (33-20, 1st)	6 (58-64, 2nd)	L, 64-58
Florida	5 (7-2, 1st)	23 (42-65, 2nd)	L, 71-54
Auburn	13 (39-26, 2nd)	11 (54-65, 2nd)	L, 76-68
Vanderbilt	21 (75-54, 2nd)	Never Trailed	W, 80-62
Alabama	Never Led	20 (19-39, 2nd)	L, 68-62
Kentucky	6 (11-5, 1st)	13 (78-65, 2nd)	L, 78-65
Missouri	12 (62-50, 2nd)	7 (10-17, 1st)	W, 74-62
South Carolina	9 (57-48, 2nd)	4 (30-34, 1st)	W, 81-76
Georgia	19 (51-32, 2nd)	Never Trailed	W, 72-57
Alabama	9 (39-30, 2nd)	5 (13-18, 1st)	W, 67-63
Missouri	6 (9-3, 1st)	12 (30-42, 1st)	L, 89-85 ot
Vanderbilt	8 (22-14, 1st)	11 (45-56, 2nd)	L, 81-80
Ole Miss	22 (66-44, 2nd)	Never Trailed	W, 79-62
Texas A&M	15 (85-70, 2nd)	4 (2-6, 1st)	W, 93-81
South Carolina	5 (55-50, 2nd)	13 (11-24, 1st)	W, 72-68 ot
Tennessee	8 (25-17, 1st)	22 (54-76, 2nd)	L, 76-54
LSU	3 (9-6, 1st)	21 (57-78, 2nd)	L, 78-57
SECT-LSU	19 (42-23, 1st)	Never Trailed	W, 80-77
SECT-Tennessee			

Mississippi State Scoring By The Half

Team	1st Half	2nd Half	OT
Alabama State	58	31	
Florida A&M	28	51	
Green Bay	40	37	
Stephen F. Austin	32	48	
Jacksonville State	25	34	
North Dakota State	29	54	
Dayton	35	26	
North Georgia	53	42	
Cincinnati	25	25	
UT Martin	39	53	
Little Rock	26	38	
Southern Miss	36	34	
North Florida	47	62	
Arkansas	32	46	
Ole Miss	34	24	
Florida	28	26	
Auburn	35	33	
Vanderbilt	37	43	
Alabama	22	40	
Kentucky	36	29	
Missouri	31	43	
South Carolina	37	44	
Georgia	37	35	
Alabama	30	37	
Missouri	33	46	6
Vanderbilt	31	49	
Ole Miss	44	35	
Texas A&M	41	52	
South Carolina	25	37	10
Tennessee	34	20	
LSU	32	25	
LSU	45	35	

Lowest First Half: 25, Jacksonville St., Cincy, USC

Highest First Half: 58, Alabama State

Lowest 2nd Half: 20, Tennessee

Highest 2nd Half: 62, North Florida

Opponent Scoring By The Half

Team	1st Half	2nd Half	OT
Alabama State	31	37	
Florida A&M	17	31	
Green Bay	32	36	
Stephen F. Austin	40	35	
Jacksonville State	29	27	
North Dakota State	24	35	
Dayton	20	39	
North Georgia	26	36	
Cincinnati	35	30	
UT Martin	33	28	
Little Rock	23	25	
Southern Miss	26	37	
North Florida	43	38	
Arkansas	28	47	
Ole Miss	28	36	
Florida	33	38	
Auburn	33	52	
Vanderbilt	25	37	
Alabama	41	27	
Kentucky	38	40	
Missouri	31	31	
South Carolina	36	40	
Georgia	21	36	
Alabama	28	35	
Missouri	42	37	10
Vanderbilt	40	41	
Ole Miss	23	39	
Texas A&M	39	42	
South Carolina	32	30	6
Tennessee	40	36	
LSU	37	41	
LSU	29	48	

Lowest First Half: 17, Florida A&M

Highest First Half: 47, Arkansas

Lowest 2nd Half: 25, Little Rock

Highest 2nd Half: 52, Auburn

MISSISSIPPI STATE BY THE NUMBERS

MSU'S 2017-18 RECORD WHEN . . .

Leads at Halftime	18-2
Trails at Halftime	3-8
Is Tied at Halftime	1-0
Shoots 45% or better from the field	18-1
Shoots less than 45% from the field	4-9
Opp. shoots less than 45% from the field	16-6
Opp. shoots 45% or better from the field	6-4
Outrebounds (or ties) the opponent	15-4
Outrebounded by the opponent	7-6
More Assists (or ties) than the opponent	17-4
Fewer Assists than the opponent	5-6
Fewer (or ties) TOs than opponent	17-3
More TOs than opponent	5-7
Holds opponents to 65 points or less	13-2
In games decided by 10 points or less	12-5

MSU'S 2017-18 RECORD IN . . .

All Games	22-10
Home Games	18-2
Road Games	2-8
Neutral-sites	2-0
Non-SEC Games	12-1
Non-SEC Home Games	11-0
Non-SEC Road Games	0-1
Non-SEC Neutral-site Games	1-0
SEC Games	9-9
SEC Home Games	7-2
SEC Road Games	2-7
SEC Tournament	1-0
November Games	6-0
December Games	6-1
January Games	4-5
February Games	5-3
March Games	1-1
Monday Games	1-0
Tuesday Games	4-3
Wednesday Games	3-2
Thursday Games	1-0
Friday Games	2-0
Saturday Games	9-5
Sunday Games	2-0
Overtime Games	1-1
Television Games	21-10
Games vs. Ranked Opponents	1-3

MISC. 2017-18 TEAM STATS

Largest Lead Surrendered in Loss:

13, Ole Miss (1-6-18), Auburn (1-13-18)

Largest Deficit Overcome in Win:

13, South Carolina (2-24-18)

Largest Lead at Anytime:

38, North Georgia (12-09-17) and
UT Martin (12-12-17)

Largest Deficit Anytime:

22, Tennessee (2-27-18)

MISCELLANEOUS MSU INDIVIDUAL STATISTICS

Games Scoring in Double Figures: Q. Weatherspoon 27, N. Weatherspoon 24, Holman 20, Peters 13, Carter 11, Ado 10, Stapleton 4, Wright, Datcher, Feazell

Games Scoring 20-plus Points: Q. Weatherspoon 6, Carter 2, Peters 3, Holman 2, N. Weatherspoon

Games Scoring 30-plus Points: Carter

Games Rebounding in Double Figures: Ado 6, Holman 5, Q. Weatherspoon 2

Games With Double Figures in Assists: Q. Weatherspoon

Games With Double-Doubles: Holman 6, Ado 3, Q. Weatherspoon 2

Games With Triple-Doubles:

Games As Team High Scorer (or co-leader): Q. Weatherspoon 14, Peters 8, Holman 4, N. Weatherspoon 4, Carter 3, Stapleton 2, Ado 2

Games As Team High Rebounder (or co-leader): Holman 14, Ado 13, Q. Weatherspoon 6, Peters, Stapleton

Games As Team Leader in Assists (or co-leader): Peters 19, Q. Weatherspoon 17, N. Weatherspoon 6, Carter

Games As Team Leader in Steals (or co-leader): Q. Weatherspoon 13, Peters 11, Ado 8, Stapleton 6, N. Weatherspoon 6, Tyson Carter 4, Datcher, Wright

Games As Team Leader in Blocks (or co-leader): Ado 19, Holman 15, Stapleton 3, Wright 3, Peters 2, Q. Weatherspoon 2, Herard, Datcher

Games As Team Leader in Turnovers (or co-leader): Q. Weatherspoon 16, Peters 15, Ado 11, N. Weatherspoon 4, Holman 4, Stapleton, Singleton, Carter, Wright

MSU'S RECORD BY STARTING LINEUP

N. Weatherspoon, Q. Weatherspoon, Carter, Holman, Ado	11-5
N. Weatherspoon, Q. Weatherspoon, Peters, Holman, Ado	9-5
N. Weatherspoon, Q. Weatherspoon, Peters, Stapleton, Datcher	1-0
N. Weatherspoon, Q. Weatherspoon, Peters, Stapleton, Ado	1-0

GAME-BY-GAME STARTERS

<u>Opponent</u>	<u>Date</u>	<u>Guard</u>	<u>Guard</u>	<u>Guard</u>	<u>Forward</u>	<u>Forward</u>	<u>Record</u>
Alabama State	11-10-17	W'Spoon	W'Spoon	Peters	Stapleton	Datcher	1-0
Florida A&M	11-18-17	W'Spoon	W'Spoon	Peters	Holman	Ado	2-0
Green Bay	11-20-17	W'Spoon	W'Spoon	Peters	Holman	Ado	3-0
Stephen F. Austin	11-22-17	W'Spoon	W'Spoon	Carter	Holman	Ado	4-0
Jacksonville State	11-26-17	W'Spoon	W'Spoon	Carter	Holman	Ado	5-0
North Dakota State	11-30-17	W'Spoon	W'Spoon	Carter	Holman	Ado	6-0
Dayton	12-03-17	W'Spoon	W'Spoon	Carter	Holman	Ado	7-0
North Georgia	12-09-17	W'Spoon	W'Spoon	Carter	Holman	Ado	8-0
Cincinnati	12-12-17	W'Spoon	W'Spoon	Carter	Holman	Ado	8-1
UT Martin	12-16-17	W'Spoon	W'Spoon	Carter	Holman	Ado	9-1
Little Rock	12-20-17	W'Spoon	W'Spoon	Carter	Holman	Ado	10-1
Southern Miss	12-23-17	W'Spoon	W'Spoon	Carter	Holman	Ado	11-1
North Florida	12-30-17	W'Spoon	W'Spoon	Carter	Holman	Ado	12-1
Arkansas	01-02-18	W'Spoon	W'Spoon	Carter	Holman	Ado	13-1
Ole Miss	01-06-18	W'Spoon	W'Spoon	Carter	Holman	Ado	13-2
Florida	01-10-18	W'Spoon	W'Spoon	Carter	Holman	Ado	13-3
Auburn	01-13-18	W'Spoon	W'Spoon	Carter	Holman	Ado	13-4
Vanderbilt	01-16-18	W'Spoon	W'Spoon	Carter	Holman	Ado	14-4
Alabama	01-20-18	W'Spoon	W'Spoon	Carter	Holman	Ado	14-5
Kentucky	01-23-18	W'Spoon	W'Spoon	Peters	Holman	Ado	14-6
Missouri	01-27-18	W'Spoon	W'Spoon	Peters	Holman	Ado	15-6
South Carolina	01-31-18	W'Spoon	W'Spoon	Peters	Holman	Ado	16-6
Georgia	02-03-18	W'Spoon	W'Spoon	Peters	Holman	Ado	17-6
Alabama	02-06-18	W'Spoon	W'Spoon	Peters	Holman	Ado	18-6
Missouri	02-10-18	W'Spoon	W'Spoon	Peters	Holman	Ado	18-7
Vanderbilt	02-14-18	W'Spoon	W'Spoon	Peters	Holman	Ado	18-8
Ole Miss	02-17-18	W'Spoon	W'Spoon	Peters	Holman	Ado	19-8
Texas A&M	02-20-18	W'Spoon	W'Spoon	Peters	Holman	Ado	20-8
South Carolina	02-24-18	W'Spoon	W'Spoon	Peters	Holman	Ado	21-8
Tennessee	02-27-18	W'Spoon	W'Spoon	Peters	Holman	Ado	21-9
LSU	03-03-18	W'Spoon	W'Spoon	Peters	Holman	Ado	21-10
LSU-SECT	03-03-18	W'Spoon	W'Spoon	Peters	Stapleton	Ado	22-10

2017-18 Win-Loss Differential

Diff.	1	2	3	4	5	6	7	8	9	10	11	12	13	14	15	16	17	18	19	20	21	22	23	24	25+
Won		1	3	2	2	1			1			2			1	1	1	1						1	5
Lost	1			1		2		1					1	1		1				1	1				

0 NICK WEATHERSPOON



@Nick_Gotti0

Freshman | Guard

6-2 | 195

Canton, Miss.

Velma Jackson HS

Season Highs

Points: 22, Arkansas (1-2-18)
FGM: 8, Alabama (2-6-18)
FGA: 14, Alabama (2-6-18)
3FGM: 3, twice, UT-Martin (12-16-17)
3FGA: 6, Stephen F. Austin (11-22-17)
FTM: 7, Arkansas (1-2-18)
FTA: 10, Arkansas (1-2-18)
Rebounds: 6, twice, at Texas A&M (2-20-18)
Assists: 5, Florida A&M (11-18-17)
Blocks: 2, Arkansas (1-2-18)
Steals: 3, twice, at Cincinnati (12-12-17)
Minutes: 37, Stephen F. Austin (11-22-17)

Weatherspoon's Notes . . .

- Made his collegiate debut against Alabama State and scored 11 points as a starter.

- Has scored in double-digits in 23 games, with season-best 22 coming in SEC opener against Arkansas.

- Has started every game this season.

- Had a career-high 6 rebounds twice against North Florida and Texas A&M.

- Named SEC Freshman of the Week on February 5.

- Named to the SEC All-Freshman team on Tuesday.

2017-18 Game-By-Game

Opponent		MIN	FG	Pct.	3FG	Pct.	FT	Pct.	O-D-R	PF	A	TO	B	S	PTS
N10 Alabama State	*	25	3-8	.375	1-1	1.000	4-4	1.000	0-3-3	0	3	0	0	0	11
N18 Florida A&M	*	32	5-10	.500	1-3	.333	1-3	.333	0-5-5	1	5	2	1	1	12
N20 Green Bay	*	28	3-7	.429	1-3	.333	3-4	.750	0-5-5	3	4	3	0	1	10
N22 Stephen F. Austin	*	37	4-9	.444	3-6	.500	4-5	.800	0-0-0	2	3	1	1	0	15
N26 Jacksonville State	*	30	5-9	.556	1-2	.500	1-3	.333	0-1-1	1	1	0	0	0	12
N30 North Dakota State	*	31	5-9	.556	1-3	.333	1-1	1.000	0-4-4	0	2	2	0	1	12
D3 Dayton	*	31	3-7	.429	0-3	.000	0-2	.000	0-1-1	4	1	2	1	3	6
D9 North Georgia	*	24	4-8	.500	0-2	.000	1-1	1.000	0-3-3	0	4	0	0	2	9
D12 Cincinnati	*	26	6-11	.545	0-1	.000	0-0	.000	0-1-1	2	2	2	0	3	12
D16 UT Martin	*	26	4-7	.571	3-4	.750	0-0	.000	0-4-4	1	1	2	0	2	11
D20 Little Rock	*	23	3-9	.333	2-5	.400	0-0	.000	1-3-4	2	1	1	0	1	8
D23 Southern Miss	*	29	2-4	.500	1-2	.500	5-7	.714	1-2-3	2	0	0	0	1	10
D30 North Florida	*	27	3-5	.600	0-1	.000	5-6	.833	1-5-6	0	4	3	0	1	11
J2 Arkansas	*	33	7-10	.700	1-3	.333	7-10	.700	0-4-4	1	2	0	2	2	22
J6 Ole Miss	*	32	3-10	.300	0-3	.000	3-6	.500	0-2-2	3	0	1	0	0	9
J10 Florida	*	32	2-9	.222	0-2	.000	3-4	.750	0-1-1	2	3	0	0	1	7
J13 Auburn	*	28	3-10	.300	0-3	.000	4-6	.667	0-3-3	4	3	0	0	0	10
J16 Vanderbilt	*	21	1-7	.143	0-3	.000	0-0	.000	0-3-3	1	4	0	0	0	2
J20 Alabama	*	25	2-9	.222	1-4	.250	2-2	1.000	0-1-1	2	1	2	0	1	7
J23 Kentucky	*	22	4-8	.500	1-3	.333	1-2	.500	1-3-4	2	0	2	0	0	10
J27 Missouri	*	32	5-13	.385	1-3	.333	1-2	.500	0-4-4	1	3	1	0	1	12
J31 South Carolina	*	33	7-13	.538	1-3	.333	2-2	1.000	1-1-2	1	3	0	0	2	17
F3 Georgia	*	26	7-9	.778	0-1	.000	0-0	.000	0-4-4	2	1	0	0	0	14
F6 Alabama	*	27	8-14	.571	0-4	.000	2-3	.667	0-3-3	3	1	0	0	1	18
F10 Missouri	*	36	5-9	.556	2-4	.500	3-4	.750	1-2-3	3	2	0	0	1	15
F14 Vanderbilt	*	23	4-5	.800	0-0	.000	2-2	1.000	0-1-1	2	1	0	0	0	10
F17 Ole Miss	*	27	7-7	1.000	1-1	1.000	0-0	.000	0-3-3	3	2	0	0	1	15
F20 Texas A&M	*	33	2-8	.250	0-2	.000	2-2	1.000	0-6-6	0	4	2	0	2	6
F24 South Carolina	*	24	3-7	.429	1-3	.333	3-3	1.000	1-1-2	5	0	1	0	1	10
F27 Tennessee	*	28	4-11	.364	0-3	.000	3-4	.750	0-0-0	0	0	1	0	2	11
M3 LSU	*	32	5-13	.385	1-5	.200	0-0	.000	1-3-4	2	3	2	0	0	11
M8 LSU	*	35	6-8	.750	1-1	1.000	2-2	1.000	0-2-2	1	3	2	0	0	15

CAREER STATS FOR NICK WEATHERSPOON

Year	GP-GS	Min/Avg	FG-FGA	Pct	3FM-3GA	Pct	FT-FTA	Pct	Rebs	PF-D	Ast	TO	Blk	Stl	Pts/Avg
2017-18	32-32	918/28.7	135-283	.477	25-87	.287	65-90	.722	92-2.9	56-1	67	32	5	31	360/11.3

1 LAMAR PETERS



@headshotpeters_

Sophomore | Guard

6-0 | 185

New Orleans, LA

Landry-Walker HS

Season Highs

Points: 24, vs. LSU (3-8-18)
FGM: 9, twice, at Missouri (2-10-18)
FGA: 17, Georgia (2-3-18)
3FGM: 5, vs. LSU (3-8-18)
3FGA: 10, at Alabama (1-20-18)
FTM: 5, Green Bay (11-20-17)
FTA: 6, twice, vs. LSU (3-8-18)
Rebounds: 7, twice, at Texas A&M (2-20-18)
Assists: 9, Missouri (1-27-18)
Blocks: 2, Alabama State (11-10-17)
Steals: 4, 3x, at Missouri (2-10-18)
Minutes: 35, twice, at LSU (3-3-18)

Career Highs

Points: 25, Kentucky (1-17-17)
FGM: 9, 4x, last at Missouri (2-10-18)
FGA: 17, Georgia (2-3-18)
3FGM: 7, Missouri (1-25-17)
3FGA: 11, Missouri (1-25-17)
FTM: 11, TAMU (1-14-17)
FTA: 11, 2x, last vs. Auburn (2-7-17)
Rebounds: 7, 3x, last at Texas A&M (2-20-18)
Assists: 9, Missouri (1-27-18)
Blocks: 2, 2x, last vs. Alabama St. (11-10-17)
Steals: 5, TAMU (1-14-17)
Minutes: 36, Auburn (2-7-17)

2017-18 Game-By-Game

Opponent	MIN	FG	Pct.	3FG	Pct.	FT	Pct.	O-D-R	PF	A	TO	B	S	PTS
N10 Alabama State	*	29	2-8	.250	0-5	.000	3-4	.750	0-4-4	1	7	4	2	7
N18 Florida A&M	*	23	5-12	.417	1-7	.143	1-1	1.000	0-1-1	3	5	1	0	12
N20 Green Bay	*	29	6-15	.400	1-7	.143	5-6	.833	0-0-0	0	2	3	1	18
N22 Stephen F. Austin	-DNP-													
N26 Jacksonville State	-DNP-													
N30 North Dakota State	-DNP-													
D3 Dayton		21	1-5	.200	1-5	.200	0-0	.000	0-0-0	2	2	3	0	3
D9 North Georgia		22	4-12	.333	3-7	.429	0-0	.000	0-7-7	1	6	2	0	11
D12 Cincinnati		21	0-11	.000	0-7	.000	0-0	.000	0-1-1	4	2	6	0	0
D16 UT Martin		21	3-7	.429	3-7	.429	0-0	.000	1-2-3	0	2	0	1	9
D20 Little Rock		24	0-4	.000	0-4	.000	0-2	.000	1-2-3	2	4	1	0	0
D23 Southern Miss		19	4-10	.400	0-4	.000	2-5	.400	0-3-3	0	3	3	1	10
D30 North Florida		15	1-4	.250	0-2	.000	0-0	.000	0-2-2	3	4	3	0	2
J2 Arkansas		23	4-9	.444	0-3	.000	1-2	.500	0-2-2	1	3	1	0	9
J6 Ole Miss		24	3-10	.300	1-4	.250	0-1	.000	1-3-4	4	3	2	1	7
J10 Florida		25	1-6	.167	1-3	.333	0-0	.000	0-0-0	1	1	4	0	3
J13 Auburn		21	4-7	.571	1-2	.500	1-2	.500	1-2-3	5	1	4	1	10
J16 Vanderbilt		22	3-8	.375	1-3	.333	3-4	.750	0-1-1	0	5	0	0	10
J20 Alabama		28	6-15	.400	4-10	.400	1-2	.500	0-1-1	3	2	2	0	17
J23 Kentucky	*	33	4-11	.364	1-5	.200	0-0	.000	0-0-0	3	5	2	0	9
J27 Missouri	*	26	2-4	.500	0-2	.000	0-0	.000	1-1-2	3	9	3	0	4
J31 South Carolina	*	27	1-6	.167	0-3	.000	0-0	.000	0-1-1	3	3	2	0	2
F3 Georgia	*	32	9-17	.529	2-8	.250	0-0	.000	0-1-1	2	2	4	0	20
F6 Alabama	*	32	2-8	.250	0-4	.000	2-4	.500	1-3-4	3	4	1	0	6
F10 Missouri	*	35	9-16	.563	2-6	.333	2-3	.667	2-1-3	5	7	4	0	22
F14 Vanderbilt	*	33	1-8	.125	0-1	.000	1-1	1.000	0-2-2	0	8	3	0	3
F17 Ole Miss	*	29	3-7	.429	2-5	.400	0-0	.000	0-4-4	3	7	4	0	8
F20 Texas A&M	*	31	5-10	.500	3-7	.429	2-4	.500	0-7-7	2	7	3	0	15
F24 South Carolina	*	36	6-16	.375	2-7	.286	5-6	.833	0-4-4	1	5	4	0	19
F27 Tennessee	*	28	3-10	.300	1-5	.200	0-0	.000	1-1-2	1	2	1	0	7
M3 LSU	*	35	4-12	.333	3-8	.375	4-5	.800	0-1-1	2	2	3	0	15
M8 LSU	*	31	8-11	.727	5-7	.714	3-6	.500	1-1-2	2	6	6	0	24

Peters' Notes . . .

- In season opener, tied career high with 7 assists and 2 blocked shots.

- Season-high 24 points vs. LSU in the SEC Tournament.

- Missed Stephen F. Austin, JSU and North Dakota State games due to violation of team rules.

- Season-high five 3-pointers against LSU in the SEC Tournament.

- Has 16 starts on the year, including the last 13 SEC games.

- Career-high 9 assists against Missouri on Jan. 27.

- Fifth in SEC with his 1.5 steals.

- Fifth in the SEC with his 4.0 assists.

- Named SEC Player of the Week on Feb. 26.

CAREER STATS FOR LAMAR PETERS

Year	GP-GS	Min/Avg	FG-FGA	Pct	3FM-3GA	Pct	FT-FTA	Pct	Rebs	PF-D	Ast	TO	Blk	Stl	Pts/Avg
2016-17	30-17	738/24.6	103-266	.387	59-161	.366	56-75	.747	68-2.3	81-2	101	68	5	34	321/10.7
2017-18	29-16	774/26.7	104-279	.373	38-148	.257	36-58	.621	68-2.3	60-2	119	79	7	44	282/9.7
Totals	59-33	1512/25.6	207-545	.380	97-309	.314	92-133	.692	136-2.3	141-4	220	147	12	78	603/10.2

2 ELI WRIGHT



@eli_wright2

Sophomore | Guard

6-4 | 190

Owensboro, KY

22 Feet Academy

Season Highs

Points: 12, Alabama State (11-10-17)
FGM: 5, Alabama State (11-10-17)
FGA: 8, Alabama State (11-10-17)
3FGM: 1, 5x, last at South Carolina (1-31-18)
3FGA: 3, 3x, last vs. Little Rock (12-20-17)
FTM: 2, 5x, South Carolina (2-24-18)
FTA: 5, vs. Little Rock (12-20-17)
Rebounds: 8, at Ole Miss (1-6-18)
Assists: 4, North Florida (12-30-17)
Blocks: 1, 6x, last vs. Tennessee (2-27-18)
Steals: 1, 6x, last at LSU (3-3-18)
Minutes: 28, Alabama State (11-10-17)

Career Highs

Points: 12, Alabama State (11-10-17)
FGM: 5, Alabama State (11-10-17)
FGA: 8, Alabama State (11-10-17)
3FGM: 1, 7x, last at South Carolina (1-31-18)
3FGA: 3, 3x, last vs. Little Rock (12-20-17)
FTM: 3, 5x last vs Oregon State (12-1-16)
FTA: 5, twice, vs. Little Rock (12-20-17)
Rebounds: 8, at Ole Miss (1-6-18)
Assists: 4, North Florida (12-30-17)
Blocks: 1, 8x, last vs. Tennessee (2-27-18)
Steals: 2, Oregon State (12-1-16)
Minutes: 31, NWST (11-28-16)

2017-18 Game-By-Game

Opponent	MIN	FG	Pct.	3FG	Pct.	FT	Pct.	O-D-R	PF	A	TO	B	S	PTS
N10 Alabama State	28	5-8	.625	1-3	.333	1-2	.500	3-3-6	3	2	0	1	0	12
N18 Florida A&M	-DNP-													
N20 Green Bay	17	4-6	.667	0-2	.000	0-0	.000	4-0-4	2	1	1	0	0	8
N22 Stephen F. Austin	17	0-3	.000	0-1	.000	0-0	.000	0-2-2	1	0	2	1	0	0
N26 Jacksonville State	23	0-5	.000	0-2	.000	0-0	.000	2-4-6	0	0	1	0	0	0
N30 North Dakota State	25	0-5	.000	0-3	.000	0-0	.000	0-2-2	1	2	0	0	0	0
D3 Dayton	-DNP-													
D9 North Georgia	-DNP-													
D12 Cincinnati	16	0-3	.000	0-1	.000	0-0	.000	1-2-3	2	0	2	0	0	0
D16 UT Martin	15	3-7	.429	1-3	.333	2-3	.667	1-1-2	2	1	0	0	0	9
D20 Little Rock	19	2-5	.400	1-3	.333	2-5	.400	1-2-3	0	0	1	0	1	7
D23 Southern Miss	16	1-2	.500	0-0	.000	0-0	.000	0-2-2	1	2	0	1	0	2
D30 North Florida	21	3-7	.429	0-2	.000	0-0	.000	3-2-5	1	4	0	0	0	6
J2 Arkansas	10	0-4	.000	0-0	.000	0-0	.000	0-0-0	0	0	0	0	0	0
J6 Ole Miss	21	2-4	.500	1-2	.500	0-0	.000	3-5-8	2	1	2	0	0	5
J10 Florida	23	2-6	.333	0-1	.000	1-2	.500	0-4-4	1	1	2	1	1	5
J13 Auburn	8	0-2	.000	0-0	.000	0-0	.000	1-0-1	1	2	1	0	0	0
J16 Vanderbilt	21	2-3	.667	0-0	.000	1-1	1.000	1-0-1	1	2	0	0	1	5
J20 Alabama	12	0-1	.000	0-0	.000	0-0	.000	0-2-2	2	0	0	0	0	0
J23 Kentucky	11	1-2	.500	0-1	.000	2-2	1.000	1-0-1	1	1	0	0	0	4
J27 Missouri	9	2-3	.667	0-0	.000	0-0	.000	0-0-0	1	0	0	0	0	4
J31 South Carolina	10	2-3	.667	1-1	1.000	0-0	.000	1-0-1	1	2	0	0	0	5
F3 Georgia	13	0-0	.000	0-0	.000	0-0	.000	0-1-1	1	1	0	0	0	0
F6 Alabama	8	0-0	.000	0-0	.000	2-2	1.000	1-1-2	1	0	2	1	1	2
F10 Missouri	8	1-1	1.000	1-1	1.000	0-0	.000	0-1-1	1	1	0	0	0	3
F14 Vanderbilt	9	1-2	.500	0-0	.000	0-0	.000	0-2-2	1	2	0	0	0	2
F17 Ole Miss	10	0-1	.000	0-0	.000	0-0	.000	0-1-1	0	1	1	1	0	0
F20 Texas A&M	7	1-1	1.000	0-0	.000	1-1	1.000	0-1-1	2	0	1	0	0	3
F24 South Carolina	14	3-3	1.000	0-0	.000	2-3	.667	0-0-0	0	1	1	0	0	8
F27 Tennessee	11	1-1	1.000	0-0	.000	0-0	.000	0-2-2	3	0	0	1	0	2
M3 LSU	7	1-2	.500	0-1	.000	0-0	.000	0-0-0	0	0	1	0	1	2
M8 LSU	7	1-1	1.000	0-0	.000	0-0	.000	2-0-2	1	0	0	0	0	2

Wright's Notes . . .

- Had a career 12 points in season opener vs. Alabama State.
- Missed Florida A&M, Dayton and North Georgia games for violation of team rules.
- Had second-best game of the year vs. UT Martin with 9 points.
- Earned his first steal of the season against Little Rock.
- Earned a career-high 4 assists against North Florida.
- Earned a career-high 8 rebounds at Ole Miss.

CAREER STATS FOR ELI WRIGHT

Year	GP-GS	Min/Avg	FG-FGA	Pct	3FM-3GA	Pct	FT-FTA	Pct	Rebs	PF-D	Ast	TO	Blk	Stl	Pts/Avg
2016-17	30-1	392/13.1	36-68	.529	11-27	.407	22-31	.710	47-1.6	50-1	7	16	3	11	105/3.5
2017-18	29-0	416/14.3	38-91	.418	6-27	.222	14-21	.667	65-2.2	33-0	27	18	7	5	96/3.3
Totals	59-1	808/13.7	74-159	.465	17-54	.315	36-52	.692	112-1.9	83-1	34	34	10	16	201/3.4

3 XAVIAN STAPLETON



@thesniperxay

Junior | Guard

6-6 | 210

Flora, MS

Louisiana Tech

Season Highs

Points: 18, at Vanderbilt (2-14-18)
FGM: 6, twice, at Vanderbilt (2-14-18)
FGA: 11, at Texas A&M (2-20-18)
3FGM: 5, at Vanderbilt (2-14-18)
3FGA: 7, Southern Miss (12-23-17)
FTM: 4, twice, Auburn (1-13-18)
FTA: 6, twice, Auburn (1-13-18)
Rebounds: 9, at Ole Miss (1-6-18)
Assists: 3, North Florida (12-30-17)
Blocks: 3, Missouri (1-27-18)
Steals: 3, North Dakota State (11-30-17)
Minutes: 26, at Ole Miss (1-6-18)

Career Highs

Points: 18, at Vanderbilt (2-14-18)
FGM: 6, 4x, last at Vanderbilt (2-14-18)
FGA: 13, Tennessee (2-4-17)
3FGM: 5, at Vanderbilt (2-14-18)
3FGA: 7, Southern Miss (12-23-17)
FTM: 6, Arkansas (1-10-17)
FTA: 7, Arkansas (1-10-17)
Rebounds: 11, Tennessee (2-4-17)
Assists: 3, North Florida (12-30-17)
Blocks: 3, Missouri (1-27-18)
Steals: 4, Tennessee (2-4-17)
Minutes: 28, South Carolina (2-11-17)

2017-18 Game-By-Game

Opponent	MIN	FG	Pct.	3FG	Pct.	FT	Pct.	O-D-R	PF	A	TO	B	S	PTS	
N10 Alabama State	*	5	0-0	.000	0-0	.000	0-0	.000	0-1-1	0	0	0	0	2	0
N18 Florida A&M		-DNP-													
N20 Green Bay		-DNP-													
N22 Stephen F. Austin		-DNP-													
N26 Jacksonville State		15	3-8	.375	1-2	.500	0-0	.000	2-0-2	1	1	1	0	0	7
N30 North Dakota State		20	2-6	.333	0-1	.000	0-0	.000	1-2-3	2	0	1	1	3	4
D3 Dayton		18	3-8	.375	0-3	.000	2-2	1.000	0-1-1	3	0	2	0	1	8
D9 North Georgia		17	3-6	.500	0-3	.000	0-0	.000	0-1-1	2	0	0	0	1	6
D12 Cincinnati		12	0-4	.000	0-1	.000	0-0	.000	1-0-1	2	0	0	0	0	0
D16 UT Martin		16	4-7	.571	1-3	.333	0-0	.000	1-2-3	4	1	2	0	0	9
D20 Little Rock		21	1-5	.200	0-3	.000	1-1	1.000	1-1-2	2	0	1	0	2	3
D23 Southern Miss		23	4-7	.571	4-7	.571	0-0	.000	0-3-3	2	1	2	1	0	12
D30 North Florida		18	6-10	.600	3-5	.600	1-1	1.000	1-1-2	2	3	0	0	2	16
J2 Arkansas		20	1-4	.250	0-2	.000	4-6	.667	1-3-4	1	1	1	0	1	6
J6 Ole Miss		26	2-9	.222	1-5	.200	2-2	1.000	2-7-9	3	1	3	0	1	7
J10 Florida		-DNP-													
J13 Auburn		19	0-4	.000	0-3	.000	4-6	.667	1-4-5	2	0	0	1	0	4
J16 Vanderbilt		24	3-9	.333	2-4	.500	0-0	.000	0-0-0	0	0	0	0	0	8
J20 Alabama		-DNP-													
J23 Kentucky		21	3-6	.500	0-2	.000	0-0	.000	0-2-2	5	2	0	0	0	6
J27 Missouri		16	1-4	.250	1-2	.500	0-0	.000	0-0-0	0	0	1	3	0	3
J31 South Carolina		25	3-6	.500	1-3	.333	2-2	1.000	0-2-2	4	0	0	0	2	9
F3 Georgia		12	0-2	.000	0-0	.000	2-2	1.000	0-1-1	3	0	1	0	1	2
F6 Alabama		24	3-7	.429	0-3	.000	0-0	.000	0-4-4	4	1	0	0	0	6
F10 Missouri		18	2-7	.286	2-6	.333	1-1	1.000	1-3-4	5	0	2	0	0	7
F14 Vanderbilt		25	6-8	.750	5-5	1.000	1-2	.500	0-1-1	3	2	1	0	0	18
F17 Ole Miss		24	4-8	.500	2-3	.667	0-0	.000	0-0-0	1	0	2	0	1	10
F20 Texas A&M		22	3-11	.273	2-5	.400	0-0	.000	2-1-3	3	1	0	0	0	8
F24 South Carolina		23	2-7	.286	0-2	.000	0-0	.000	2-3-5	0	1	0	1	1	4
F27 Tennessee		19	0-1	.000	0-1	.000	0-0	.000	0-1-1	4	0	2	0	0	0
M3 LSU		24	1-5	.200	0-3	.000	0-0	.000	1-4-5	3	1	1	0	1	2
M8 LSU	*	13	0-2	.000	0-1	.000	0-0	.000	0-2-2	3	0	1	1	0	0

Stapleton's Notes . . .

- Due to a sprained left knee, was limited to just 5 minutes against Alabama State.
- Missed three games due to a knee sprain.
- Career-high four 3-pointers made and attempted against Southern Miss in Jackson.
- Career-high 18 points at Vanderbilt.
- Career-high five three-pointers made at Vanderbilt.
- Career-high 3 assists against North Florida.
- Season-high 9 rebounds at Ole Miss.
- Missed the Florida and Alabama games due to a violation of team rules.
- Career-high 3 blocks vs. Missouri.

CAREER STATS FOR XAVIAN STAPLETON

Year	GP-GS	Min/Avg	FG-FGA	Pct	3FM-3GA	Pct	FT-FTA	Pct	Rebs	PF-D	Ast	TO	Blk	Stl	Pts/Avg
2016-17	23-5	385/16.7	59-129	.457	18-54	.333	28-44	.636	66-2.9	66-4	7	21	10	22	164/7.1
2017-18	27-2	520/19.3	60-161	.373	25-78	.321	20-25	.800	67-2.5	64-2	16	24	8	19	165/6.1
Totals	50-7	905/18.1	119-290	.410	43-132	.326	48-69	.696	133-2.7	130-6	23	45	18	41	329/6.6

5 MITCHELL STORM



Sophomore | Forward

6-7 | 202

Madison, Miss.

East Mississippi CC

@mitchell_storm

Season Highs

Points:

FGM:

FGA: 2, Alabama State (11-10-17)

3FGM:

3FGA: 1, twice, vs. Little Rock (12-20-17)

FTM:

FTA:

Rebounds: 3, Alabama State (11-10-17)

Assists:

Blocks:

Steals:

Minutes: 4, twice, last vs. North Georgia (12-9-17)

Storm's Notes . . .

- Made his MSU debut against Alabama State and had 3 rebounds.

- Also played 3 minutes against Florida A&M and 2 against North Dakota State.

- Tied his season high with 4 minutes against North Georgia and then played 3 minutes vs. UT Martin.

2017-18 Game-By-Game

Opponent	MIN	FG	Pct.	3FG	Pct.	FT	Pct.	O-D-R	PF	A	TO	B	S	PTS
N10 Alabama State	4	0-2	.000	0-0	.000	0-0	.000	1-2-3	1	0	0	0	0	0
N18 Florida A&M	3	0-0	.000	0-0	.000	0-0	.000	0-1-1	0	0	0	0	0	0
N20 Green Bay	-DNP-													
N22 Stephen F. Austin	-DNP-													
N26 Jacksonville State	-DNP-													
N30 North Dakota State	2	0-0	.000	0-0	.000	0-0	.000	0-0-0	0	0	0	0	0	0
D3 Dayton	-DNP-													
D9 North Georgia	4	0-0	.000	0-0	.000	0-0	.000	0-0-0	0	0	0	0	0	0
D12 Cincinnati	-DNP-													
D16 UT Martin	3	0-1	.000	0-1	.000	0-0	.000	0-1-1	0	0	1	0	0	0
D20 Little Rock	1	0-1	.000	0-1	.000	0-0	.000	0-0-0	0	0	0	0	0	0
D23 Southern Miss	-DNP-													
D30 North Florida	2	0-0	.000	0-0	.000	0-0	.000	1-0-1	0	0	0	0	0	0
J2 Arkansas	-DNP-													
J6 Ole Miss	-DNP-													
J10 Florida	-DNP-													
J13 Auburn	-DNP-													
J16 Vanderbilt	-DNP-													
J20 Alabama	-DNP-													
J23 Kentucky	-DNP-													
J27 Missouri	-DNP-													
J31 South Carolina	-DNP-													
F3 Georgia	-DNP-													
F6 Alabama	-DNP-													
F10 Missouri	-DNP-													
F14 Vanderbilt	-DNP-													
F17 Ole Miss	-DNP-													
F20 Texas A&M	-DNP-													
F24 South Carolina	-DNP-													
F27 Tennessee	-DNP-													
M3 LSU	-DNP-													
M8 LSU	-DNP-													

CAREER STATS FOR MITCHELL STORM

Year	GP-GS	Min/Avg	FG-FGA	Pct	3FM-3GA	Pct	FT-FTA	Pct	Rebs	PF-D	Ast	TO	Blk	Stl	Pts/Avg
2017-18	7-0	19/2.7	0-4	.000	0-2	.000	0-0	.000	6-0.9	1-0	0	1	0	0	0/0.0

10 TATE CLAYTON



@tclayton03

Freshman | Guard

6-2 | 170

Tupelo, Miss.

Tupelo HS

Season Highs

Points:
FGM:
FGA:
3FGM:
3FGA:
FTM:
FTA:
Rebounds:
Assists:
Blocks:
Steals:
Minutes: 4, North Georgia (12-9-17)

Clayton's Notes . . .

- Made collegiate debut against Alabama State.
- Also played against Florida A&M, North Georgia and Ole Miss.
- Season-high 4 minutes vs. North Georgia.

2017-18 Game-By-Game

Opponent	MIN	FG	Pct.	3FG	Pct.	FT	Pct.	O-D-R	PF	A	TO	B	S	PTS
N10 Alabama State	2	0-0	.000	0-0	.000	0-0	.000	0-0-0	0	0	0	0	0	0
N18 Florida A&M	2	0-0	.000	0-0	.000	0-0	.000	0-0-0	0	0	0	0	0	0
N20 Green Bay	-DNP-													
N22 Stephen F. Austin	-DNP-													
N26 Jacksonville State	-DNP-													
N30 North Dakota State	-DNP-													
D3 Dayton	-DNP-													
D9 North Georgia	4	0-0	.000	0-0	.000	0-0	.000	0-0-0	0	0	0	0	0	0
D12 Cincinnati	-DNP-													
D16 UT Martin	-DNP-													
D20 Little Rock	-DNP-													
D23 Southern Miss	-DNP-													
D30 North Florida	-DNP-													
J2 Arkansas	-DNP-													
J6 Ole Miss	-DNP-													
J10 Florida	-DNP-													
J13 Auburn	-DNP-													
J16 Vanderbilt	-DNP-													
J20 Alabama	-DNP-													
J23 Kentucky	-DNP-													
J27 Missouri	-DNP-													
J31 South Carolina	-DNP-													
F3 Georgia	-DNP-													
F6 Alabama	-DNP-													
F10 Missouri	-DNP-													
F14 Vanderbilt	-DNP-													
F17 Ole Miss	1	0-0	.000	0-0	.000	0-0	.000	0-0-0	0	0	0	0	0	0
F20 Texas A&M	-DNP-													
F24 South Carolina	-DNP-													
F27 Tennessee	-DNP-													
M3 LSU	-DNP-													
M8 LSU	-DNP-													

CAREER STATS FOR TATE CLAYTON

Year	GP-GS	Min/Avg	FG-FGA	Pct	3FM-3GA	Pct	FT-FTA	Pct	Rebs	PF-D	Asst	TO	Blk	Stl	Pts/Avg
2017-18	4-0	9/2.3	0-0	.000	0-0	.000	0-0	.000	0-0.0	0-0	0	0	0	0	0/0.0

11 QUINNDARY WEATHERSPOON



@IAM_QUINN11

Junior | Guard

6-4 | 205

Canton, MS

Velma Jackson HS

Season Highs

Points: 22, twice, Arkansas (1-2-18)
 FGM: 8, 4x, last at Kentucky (1-23-18)
 FGA: 16, Kentucky (1-23-18)
 3FGM: 4, twice, at Florida (1-10-18)
 3FGA: 8, at Florida (1-10-18)
 FTM: 11, Stephen F. Austin (11-22-17)
 FTA: 14, Stephen F. Austin (11-22-17)
 Rebounds: 10, twice, Ole Miss (2-17-18)
 Assists: 10, North Dakota State (11-30-17)
 Blocks: 2, Dayton (12-03-17)
 Steals: 4, twice, South Carolina (2-24-18)
 Minutes: 38, South Carolina (2-24-18)

Career Highs

Points: 29, Missouri (1-25-17)
 FGM: 11, Missouri (1-25-17)
 FGA: 18, UCF (11-17-16)
 3FGM: 6, Arkansas (1-10-17)
 3FGA: 8, 4x, last at Florida (1-10-18)
 FTM: 11, Stephen F. Austin (11-22-17)
 FTA: 14, Stephen F. Austin (11-22-17)
 Rebounds: 14, Missouri (1-30-16)
 Assists: 10, North Dakota State (11-30-17)
 Blocks: 2, 4x, last vs. Dayton (12-03-17)
 Steals: 4, 5x, last vs. South Carolina (2-24-18)
 Minutes: 41, Alabama (2-2-16)

2017-18 Game-By-Game

Opponent		MIN	FG	Pct.	3FG	Pct.	FT	Pct.	O-D-R	PF	A	TO	B	S	PTS
N10 Alabama State	*	22	8-9	.889	0-1	.000	1-3	.333	0-8-8	3	1	3	1	2	17
N18 Florida A&M	*	31	5-9	.556	1-4	.250	1-2	.500	0-6-6	1	4	4	1	1	12
N20 Green Bay	*	28	1-8	.125	0-5	.000	0-0	.000	0-3-3	2	4	2	0	1	2
N22 Stephen F. Austin	*	34	4-8	.500	1-4	.250	11-14	.786	2-5-7	3	6	1	0	2	20
N26 Jacksonville State	*	35	6-11	.545	1-3	.333	0-0	.000	1-4-5	2	4	4	0	0	13
N30 North Dakota State	*	26	4-9	.444	1-3	.333	0-2	.000	1-3-4	1	10	0	0	0	9
D3 Dayton	*	35	5-11	.455	0-3	.000	1-2	.500	2-8-10	4	6	5	2	3	11
D9 North Georgia	*	26	8-11	.727	4-4	1.000	2-2	1.000	0-2-2	1	2	0	0	2	22
D12 Cincinnati	*	34	3-12	.250	1-3	.333	5-6	.833	1-6-7	3	3	3	0	1	12
D16 UT Martin	*	24	6-10	.600	1-4	.250	8-9	.889	4-4-8	1	7	0	0	4	21
D20 Little Rock	*	26	7-11	.636	1-3	.333	6-6	1.000	3-5-8	1	3	2	1	2	21
D23 Southern Miss	*	31	2-5	.400	0-3	.000	3-6	.500	1-3-4	3	4	3	0	1	7
D30 North Florida	*	27	7-10	.700	2-3	.667	2-2	1.000	1-5-6	3	6	1	1	1	18
J2 Arkansas	*	33	7-13	.538	2-4	.500	6-8	.750	5-2-7	4	2	2	1	3	22
J6 Ole Miss	*	30	3-12	.250	0-2	.000	1-2	.500	1-2-3	2	3	5	0	0	7
J10 Florida	*	36	6-13	.462	4-8	.500	0-0	.000	3-2-5	2	3	5	0	2	16
J13 Auburn	*	33	5-13	.385	2-7	.286	2-2	1.000	0-4-4	4	3	2	1	0	14
J16 Vanderbilt	*	28	8-12	.667	1-3	.333	2-3	.667	1-3-4	2	4	2	0	1	19
J20 Alabama	*	31	4-9	.444	0-3	.000	4-4	1.000	4-5-9	2	2	5	0	2	12
J23 Kentucky	*	31	8-16	.500	1-5	.200	2-2	1.000	3-6-9	3	6	2	0	1	19
J27 Missouri	*	34	7-9	.778	2-4	.500	4-5	.800	0-6-6	1	4	1	1	3	20
J31 South Carolina	*	30	6-12	.500	2-6	.333	4-4	1.000	1-4-5	4	3	5	0	0	18
F3 Georgia	*	30	3-7	.429	1-4	.250	7-8	.875	3-5-8	2	1	2	0	1	14
F6 Alabama	*	34	4-8	.500	1-3	.333	4-9	.444	1-4-5	1	3	1	0	2	13
F10 Missouri	*	37	5-13	.385	2-6	.333	1-2	.500	3-4-7	4	0	1	1	3	13
F14 Vanderbilt	*	32	4-6	.667	1-2	.500	0-0	.000	0-2-2	2	3	3	1	1	9
F17 Ole Miss	*	35	6-13	.462	3-6	.500	1-2	.500	2-8-10	2	2	0	0	0	16
F20 Texas A&M	*	33	5-15	.333	0-1	.000	7-8	.875	4-2-6	1	5	2	0	1	17
F24 South Carolina	*	38	3-8	.375	0-2	.000	7-8	.875	1-6-7	2	4	6	0	4	13
F27 Tennessee	*	34	7-13	.538	2-5	.400	1-2	.500	0-6-6	3	2	3	0	0	17
M3 LSU	*	31	5-11	.455	1-3	.333	1-2	.500	1-1-2	3	0	3	0	1	12
M8 LSU	*	34	6-14	.429	0-2	.000	3-4	.750	1-3-4	3	6	6	0	3	15

Weatherspoon's Notes . . .

- In preseason polls named first-team All-SEC by the league coaches and second-team by the media.
- Is MSU's leading returning scorer.
- Had 17 points against Alabama State in season opener.
- Surpassed 100-career assists vs. Florida A&M and had career-high 10 vs. North Dakota State.
- Had game-winning 3-pointer with 0.7 seconds left vs. Jacksonville State.
- Also had game-winning shot against Dayton with 0.8 seconds left.
- Season-high 22 points vs. North Georgia and Arkansas.
- MSU is 6-0 this year when he scores 20-plus points.
- Became the 37th player in MSU history to reach 1,000 career points on Dec. 20 against Little Rock.
- Started all 32 games.
- In SEC, 14th in scoring, 6th in steals, 3rd in FG%, 11th in assists and 17th in rebounding.
- On Tuesday, named second-team All-SEC by the league coaches.

CAREER STATS FOR QUINNDARY WEATHERSPOON

Year	GP-GS	Min/Avg	FG-FGA	Pct	3FM-3GA	Pct	FT-FTA	Pct	Rebs	PF-D	Asst	TO	Blk	Stl	Pts/Avg
2015-16	31-17	836/27.0	133-297	.448	43-109	.394	62-77	.805	146-4.7	75-1	43	45	16	42	371/12.0
2016-17	29-29	926/31.9	173-369	.469	47-126	.373	85-111	.766	148-5.1	68-1	53	64	8	50	478/16.5
2017-18	32-32	1003/31.3	168-341	.493	38-119	.319	97-129	.752	187-5.8	75-0	116	84	11	48	471/14.7
Totals	92-78	2765/30.1	474-1007	.471	128-354	.362	244-317	.770	481-5.2	218-2	212	193	35	140	1320/14.3

12 DREW DAVIS



Senior | Guard

5-10 | 165

Atlanta, GA

Fort Walton Beach HS

Season Highs

Points: 2, North Dakota State (11-30-17)
 FGM: 1, North Dakota State (11-30-17)
 FGA: 3, North Georgia (12-9-17)
 3FGM:
 3FGA: 2, North Georgia (12-9-17)
 FTM: 1, Alabama State (11-10-17)
 FTA: 2, Alabama State (11-10-17)
 Rebounds: 2, North Georgia (12-9-17)
 Assists: 1, twice, last North Florida (12-30-17)
 Blocks:
 Steals:
 Minutes: 4, North Georgia (12-9-17)

Career Highs

Points: 6, Southern Miss (12-19-16)
 FGM: 2, Southern Miss (12-19-16)
 FGA: 3, North Georgia (12-9-17)
 3FGM: 2, Southern Miss (12-19-16)
 3FGA: 2, twice, last vs. N. Georgia (12-9-17)
 FTM: 1, Alabama State (11-10-17)
 FTA: 2, Alabama State (11-10-17)
 Rebounds: 2, North Georgia (12-9-17)
 Assists: 1, 4x, last vs. North Florida (12-30-17)
 Blocks:
 Steals:
 Minutes: 5, Southern Miss (12-19-16)

2017-18 Game-By-Game

Opponent	MIN	FG	Pct.	3FG	Pct.	FT	Pct.	O-D-R	PF	A	TO	B	S	PTS
N10 Alabama State	2	0-1	.000	0-1	.000	1-2	.500	0-0-0	0	1	0	0	0	1
N18 Florida A&M	3	0-2	.000	0-1	.000	0-0	.000	0-0-0	1	0	0	0	0	0
N20 Green Bay	-DNP-													
N22 Stephen F. Austin	-DNP-													
N26 Jacksonville State	-DNP-													
N30 North Dakota State	1	1-1	1.000	0-0	.000	0-0	.000	0-0-0	0	0	0	0	0	2
D3 Dayton	-DNP-													
D9 North Georgia	4	0-3	.000	0-2	.000	0-0	.000	0-2-2	0	0	1	0	0	0
D12 Cincinnati	-DNP-													
D16 UT Martin	3	0-0	.000	0-0	.000	0-0	.000	0-0-0	0	0	1	0	0	0
D20 Little Rock	-DNP-													
D23 Southern Miss	-DNP-													
D30 North Florida	2	0-2	.000	0-0	.000	0-0	.000	0-0-0	0	1	0	0	0	0
J2 Arkansas	-DNP-													
J6 Ole Miss	-DNP-													
J10 Florida	-DNP-													
J13 Auburn	-DNP-													
J16 Vanderbilt	-DNP-													
J20 Alabama	-DNP-													
J23 Kentucky	-DNP-													
J27 Missouri	-DNP-													
J31 South Carolina	-DNP-													
F3 Georgia	-DNP-													
F6 Alabama	-DNP-													
F10 Missouri	-DNP-													
F14 Vanderbilt	-DNP-													
F17 Ole Miss	1	0-0	.000	0-0	.000	0-0	.000	0-0-0	0	0	0	0	0	0
F20 Texas A&M	-DNP-													
F24 South Carolina	-DNP-													
F27 Tennessee	1	0-0	.000	0-0	.000	0-0	.000	0-0-0	0	0	0	0	0	0
M3 LSU	-DNP-													
M8 LSU	-DNP-													

Davis' Notes . . .

- Played 2 minutes against Alabama State and made his first-career FT.
- Also saw action vs. Florida A&M, Ole Miss and No. 16 Tennessee.
- Made first field goal against North Dakota State and finished with 2 points.
- Season-high 4 minutes against North Georgia and logged 3 vs. UT Martin.

CAREER STATS FOR DREW DAVIS

Year	GP-GS	Min/Avg	FG-FGA	Pct	3FM-3GA	Pct	FT-FTA	Pct	Rebs	PF-D	Asst	TO	Blk	Stl	Pts/Avg
2016-17	6-0	12/2.0	4-8	.500	3-4	.750	0-0	.000	1-0.2	0-0	2	2	0	1	11/1.8
2017-18	8-0	17/2.1	1-9	.111	0-4	.000	1-2	.500	2-0.3	1-0	2	2	0	0	3/0.4
Totals	14-0	29/2.1	5-17	.294	3-8	.375	1-2	.500	3-0.2	1-0	4	4	0	1	14/1.0

13 NICK SINGLETON



@1NickyB_

Junior | Guard

6-5 | 195

Decatur, GA

Kennesaw State

Season Highs

Points: 9, North Georgia (12-9-17)
FGM: 3, North Georgia (12-9-17)
FGA: 5, North Georgia (12-9-17)
3FGM: 3, North Georgia (12-9-17)
3FGA: 4, North Georgia (12-9-17)
FTM:
FTA: 1, Little Rock (12-20-17)
Rebounds: 3, North Georgia (12-9-17)
Assists: 1, Florida A&M (11-18-17)
Blocks:
Steals:
Minutes: 5, 3x, last vs. North Georgia (12-9-17)

Career Highs

Points: 9, North Georgia (12-9-17)
FGM: 3, North Georgia (12-9-17)
FGA: 5, North Georgia (12-9-17)
3FGM: 3, North Georgia (12-9-17)
3FGA: 4, North Georgia (12-9-17)
FTM:
FTA: 1, Little Rock (12-20-17)
Rebounds: 3, North Georgia (12-9-17)
Assists: 1, 3x, last vs. Florida A&M (11-18-17)
Blocks:
Steals: 1, NWST (11-28-16)
Minutes: 13, NWST (11-28-16)

2017-18 Game-By-Game

Opponent	MIN	FG	Pct.	3FG	Pct.	FT	Pct.	O-D-R	PF	A	TO	B	S	PTS
N10 Alabama State	5	1-2	.500	1-2	.500	0-0	.000	0-1-1	0	0	0	0	0	3
N18 Florida A&M	5	2-3	.667	0-1	.000	0-0	.000	0-0-0	0	1	0	0	0	4
N20 Green Bay	-DNP-													
N22 Stephen F. Austin	-DNP-													
N26 Jacksonville State	-DNP-													
N30 North Dakota State	2	1-1	1.000	0-0	.000	0-0	.000	0-0-0	0	0	0	0	0	2
D3 Dayton	-DNP-													
D9 North Georgia	5	3-5	.600	3-4	.750	0-0	.000	2-1-3	0	0	0	0	0	9
D12 Cincinnati	-DNP-													
D16 UT Martin	3	1-1	1.000	0-0	.000	0-0	.000	0-1-1	0	0	2	0	0	2
D20 Little Rock	1	0-0	.000	0-0	.000	0-1	.000	0-0-0	0	0	0	0	0	0
D23 Southern Miss	-DNP-													
D30 North Florida	2	1-1	1.000	0-0	.000	0-0	.000	0-0-0	0	0	0	0	0	2
J2 Arkansas	-DNP-													
J6 Ole Miss	-DNP-													
J10 Florida	-DNP-													
J13 Auburn	-DNP-													
J16 Vanderbilt	-DNP-													
J20 Alabama	-DNP-													
J23 Kentucky	-DNP-													
J27 Missouri	-DNP-													
J31 South Carolina	-DNP-													
F3 Georgia	-DNP-													
F6 Alabama	-DNP-													
F10 Missouri	-DNP-													
F14 Vanderbilt	-DNP-													
F17 Ole Miss	-DNP-													
F20 Texas A&M	-DNP-													
F24 South Carolina	-DNP-													
F27 Tennessee	-DNP-													
M3 LSU	1	0-0	.000	0-0	.000	0-0	.000	0-0-0	0	0	0	0	0	0
M8 LSU	-DNP-													

Singleton's Notes . . .

- Made a 3-pointer in season opener vs. Alabama State.

- Also saw action against Florida A&M before having 2 points against North Dakota State.

- Career-high 9 points vs. North Georgia with career-high three-made 3-pointers.

CAREER STATS FOR NICK SINGLETON

Year	GP-GS	Min/Avg	FG-FGA	Pct	3FM-3GA	Pct	FT-FTA	Pct	Rebs	PF-D	Ast	TO	Blk	Stl	Pts/Avg
2016-17	7-0	27/3.9	2-7	.286	1-4	.250	0-0	.000	4-0.6	3-0	2	1	1	1	5/0.7
2017-18	8-0	24/3.0	9-13	.692	4-7	.571	0-1	.000	5-0.6	0-0	1	2	0	0	22/2.8
Totals	15-0	51/3.4	11-20	.550	5-11	.455	0-1	.000	9-0.6	3-0	3	3	1	1	27/1.8

15 T.J. GRAY



@TjGray_15

Sophomore | Guard

6-0 | 170

Columbus, Miss.

Columbus HS

Season Highs

Points: 3, Florida A&M (11-18-17)
FGM: 1, Florida A&M (11-18-17)
FGA: 2, North Georgia (12-9-17)
3FGM: 1, Florida A&M (11-18-17)
3FGA: 2, North Georgia (12-9-17)
FTM:
FTA:
Rebounds:
Assists:
Blocks:
Steals:
Minutes: 4, North Georgia (12-9-17)

Gray's Notes . . .

- Made his collegiate debut against Alabama State.
- Scored first collegiate points on a 3 against Florida A&M.
- Logged 4 minutes vs. North Georgia.

2017-18 Game-By-Game

Opponent	MIN	FG	Pct.	3FG	Pct.	FT	Pct.	O-D-R	PF	A	TO	B	S	PTS
N10 Alabama State	2	0-0	.000	0-0	.000	0-0	.000	0-0-0	1	0	0	0	0	0
N18 Florida A&M	3	1-1	1.000	1-1	1.000	0-0	.000	0-0-0	1	0	1	0	0	3
N20 Green Bay	-DNP-													
N22 Stephen F. Austin	-DNP-													
N26 Jacksonville State	-DNP-													
N30 North Dakota State	-DNP-													
D3 Dayton	-DNP-													
D9 North Georgia	4	0-2	.000	0-2	.000	0-0	.000	0-0-0	1	0	0	0	0	0
D12 Cincinnati	-DNP-													
D16 UT Martin	-DNP-													
D20 Little Rock	-DNP-													
D23 Southern Miss	-DNP-													
D30 North Florida	-DNP-													
J2 Arkansas	-DNP-													
J6 Ole Miss	-DNP-													
J10 Florida	-DNP-													
J13 Auburn	-DNP-													
J16 Vanderbilt	-DNP-													
J20 Alabama	-DNP-													
J23 Kentucky	-DNP-													
J27 Missouri	-DNP-													
J31 South Carolina	-DNP-													
F3 Georgia	-DNP-													
F6 Alabama	-DNP-													
F10 Missouri	-DNP-													
F14 Vanderbilt	-DNP-													
F17 Ole Miss	1	0-0	.000	0-0	.000	0-0	.000	0-0-0	0	0	0	0	0	0
F20 Texas A&M	-DNP-													
F24 South Carolina	-DNP-													
F27 Tennessee	-DNP-													
M3 LSU	-DNP-													
M8 LSU	-DNP-													

CAREER STATS FOR T.J. GRAY

Year	GP-GS	Min/Avg	FG-FGA	Pct	3FM-3GA	Pct	FT-FTA	Pct	Rebs	PF-D	Ast	TO	Blk	Stl	Pts/Avg
2017-18	4-0	10/2.5	1-3	.333	1-3	.333	0-0	.000	0-0.0	3-0	0	1	0	0	3/0.8

22 KEYSHAWN FEAZELL



@keyshawnf13

Freshman | Forward

6-8 | 230

New Hebron, MS

Lawrence County HS

Season Highs

Points: 11, North Georgia (12-9-17)
FGM: 5, North Georgia (12-9-17)
FGA: 7, North Florida (12-30-17)
3FGM: 1, North Georgia (12-9-17)
3FGA: 1, 8x, last vs. Tennessee (2-27-18)
FTM: 1, North Florida (12-30-17)
FTA: 2, North Dakota State (11-30-17)
Rebounds: 5, Florida A&M (11-18-20)
Assists: 1, Jacksonville State (11-26-17)
Blocks: 1, twice, vs. Little Rock (12-20-17)
Steals: 2, Dayton (12-03-17)
Minutes: 13, twice, vs. LSU (3-8-18)

Feazell's Notes . . .

- Missed the season opener due to a foot injury.
- Made collegiate debut against Florida A&M and had two points.
- Season-high 11 points vs. North Georgia.
- Played a season-high 13 minutes at Alabama and vs. LSU in the SEC Tournament.

2017-18 Game-By-Game

Opponent	MIN	FG	Pct.	3FG	Pct.	FT	Pct.	O-D-R	PF	A	TO	B	S	PTS
N10 Alabama State	-DNP-													
N18 Florida A&M	7	1-2	.500	0-1	.500	0-0	.000	1-4-5	1	0	1	0	0	2
N20 Green Bay	7	1-3	.333	0-0	.000	0-0	.000	0-1-1	1	0	1	0	0	2
N22 Stephen F. Austin	-DNP-													
N26 Jacksonville State	5	0-1	.000	0-1	.000	0-0	.000	0-0-0	0	1	0	0	0	0
N30 North Dakota State	12	0-1	.000	0-0	.000	0-2	.000	0-3-3	1	0	0	0	0	0
D3 Dayton	11	1-1	1.000	0-0	.000	0-0	.000	0-2-2	0	0	2	0	2	2
D9 North Georgia	11	5-5	1.000	1-1	.000	0-0	.000	1-3-4	2	0	0	1	0	11
D12 Cincinnati	2	0-1	.000	0-0	.000	0-0	.000	0-0-0	0	0	0	0	0	0
D16 UT Martin	7	1-1	1.000	0-0	.000	0-1	.000	1-2-3	0	0	1	0	0	2
D20 Little Rock	10	1-3	.333	0-0	.000	0-0	.000	1-0-1	1	0	1	1	0	2
D23 Southern Miss	-DNP-													
D30 North Florida	7	4-7	.571	0-1	.000	1-1	1.000	1-2-3	2	0	0	0	0	9
J2 Arkansas	-DNP-													
J6 Ole Miss	0	0-0	.000	0-0	.000	0-0	.000	0-0-0	0	0	0	0	0	0
J10 Florida	11	0-1	.000	0-0	.000	0-0	.000	2-2-4	0	0	1	0	0	0
J13 Auburn	-DNP-													
J16 Vanderbilt	6	0-0	.000	0-0	.000	0-0	.000	0-0-0	0	0	1	0	0	0
J20 Alabama	13	0-2	.000	0-1	.000	0-0	.000	0-1-1	1	0	0	0	0	0
J23 Kentucky	3	0-0	.000	0-0	.000	0-0	.000	0-0-0	0	0	0	0	0	0
J27 Missouri	-DNP-													
J31 South Carolina	3	0-0	.000	0-0	.000	0-0	.000	0-0-0	1	0	0	0	0	0
F3 Georgia	1	0-1	.000	0-1	.000	0-0	.000	0-0-0	0	0	0	0	0	0
F6 Alabama	-DNP-													
F10 Missouri	-DNP-													
F14 Vanderbilt	0	0-0	.000	0-0	.000	0-0	.000	0-0-0	0	0	1	0	0	0
F17 Ole Miss	2	1-1	1.000	0-0	.000	0-0	.000	1-0-1	0	0	0	0	0	2
F20 Texas A&M	3	0-1	.000	0-1	.000	0-0	.000	0-1-1	0	0	0	0	0	0
F24 South Carolina	-DNP-													
F27 Tennessee	5	0-2	.000	0-1	.000	0-0	.000	0-2-2	2	0	0	0	0	0
M3 LSU	2	0-0	.000	0-0	.000	0-0	.000	0-1-1	0	0	0	0	0	0
M8 LSU	13	1-1	1.000	0-0	.000	0-0	.000	0-0-0	1	0	0	0	0	2

CAREER STATS FOR KEYSHAWN FEAZELL

Year	GP-GS	Min/Avg	FG-FGA	Pct	3FM-3GA	Pct	FT-FTA	Pct	Rebs	PF-D	Asst	TO	Blk	Stl	Pts/Avg
2017-18	23-0	141/6.1	16-34	.471	1-8	.125	1-4	.250	32-1.4	13-0	1	9	2	2	34/1.5

23 TYSON CARTER



@_Tysoncarter23

Sophomore | Guard

6-4 | 165

Starkville, MS

Starkville HS

Season Highs

Points: 35, North Dakota State (11-30-17)
FGM: 12, North Dakota State (11-30-17)
FGA: 17, North Dakota State (11-30-17)
3FGM: 6, twice, last vs. Dayton (12-03-17)
3FGA: 10, 3x, last at Kentucky (1-23-18)
FTM: 6, Stephen F. Austin (11-22-17)
FTA: 7, Stephen F. Austin (11-22-17)
Rbs: 6, 3x, last vs. North Dakota St. (11-30-17)
Assists: 7, UT-Martin (12-16-17)
Blocks: 1, Vanderbilt (1-16-18)
Steals: 3, twice, at South Carolina (1-31-18)
Minutes: 32, 3x, last vs. Dayton (12-03-17)

Career Highs

Points: 35, North Dakota State (11-30-17)
FGM: 12, North Dakota State (11-30-17)
FGA: 17, North Dakota State (11-30-17)
3FGM: 6, twice, last vs. Dayton (12-03-17)
3FGA: 10, 5x, last at Kentucky (1-23-18)
FTM: 6, twice, last vs. SF Austin (11-22-17)
FTA: 7, Stephen F. Austin (11-22-17)
Rbs: 6, 3x, last vs. North Dakota St. (11-30-17)
Assists: 7, UT-Martin (12-16-17)
Blocks: 1, 4x, last vs. Vanderbilt (1-16-18)
Steals: 3, twice, at South Carolina (1-31-18)
Minutes: 37, NWST (11-28-16)

2017-18 Game-By-Game

Opponent	MIN	FG	Pct.	3FG	Pct.	FT	Pct.	O-D-R	PF	A	TO	B	S	PTS
N10 Alabama State	27	3-6	.500	2-3	.667	3-4	.750	1-0-1	0	2	2	0	1	11
N18 Florida A&M	23	4-10	.400	2-5	.400	0-0	.000	0-0-0	0	2	0	0	1	10
N20 Green Bay	19	2-6	.333	0-4	.000	2-2	1.000	0-0-0	1	0	0	0	0	6
N22 Stephen F. Austin *	32	9-14	.643	1-6	.167	6-7	.857	1-5-6	2	3	5	0	1	25
N26 Jacksonville State *	29	1-7	.143	1-7	.143	0-0	.000	1-5-6	0	2	1	0	1	3
N30 North Dakota State *	32	12-17	.706	6-10	.600	5-5	1.000	0-6-6	1	1	1	0	2	35
D3 Dayton *	32	7-12	.583	6-10	.600	0-0	.000	0-1-1	2	2	5	0	3	20
D9 North Georgia *	27	1-7	.143	0-3	.000	0-0	.000	0-3-3	1	2	2	0	1	2
D12 Cincinnati *	23	3-7	.429	2-5	.400	0-0	.000	0-0-0	1	1	0	0	0	8
D16 UT Martin *	21	1-8	.125	0-7	.000	0-0	.000	0-0-0	0	7	0	0	0	2
D20 Little Rock *	24	3-7	.429	1-4	.250	0-0	.000	0-0-0	0	1	1	0	0	7
D23 Southern Miss *	22	2-5	.400	1-3	.333	2-2	1.000	0-3-3	0	2	2	0	0	7
D30 North Florida *	24	4-6	.667	1-2	.500	2-2	1.000	1-2-3	0	1	1	0	0	11
J2 Arkansas *	21	2-7	.286	1-5	.200	2-3	.667	1-3-4	0	1	0	0	0	7
J6 Ole Miss *	15	2-5	.400	0-3	.000	1-2	.500	0-1-1	1	2	0	0	0	5
J10 Florida *	25	1-6	.167	0-2	.000	0-0	.000	0-0-0	1	0	1	0	0	2
J13 Auburn *	23	3-8	.375	1-5	.200	0-0	.000	0-3-3	1	0	1	0	0	7
J16 Vanderbilt *	30	3-8	.375	2-4	.500	1-1	1.000	1-4-5	2	2	1	1	2	9
J20 Alabama *	23	1-5	.200	1-4	.250	0-0	.000	0-0-0	1	0	1	0	0	3
J23 Kentucky	21	2-11	.182	2-10	.200	1-1	1.000	0-1-1	2	2	0	0	2	7
J27 Missouri	21	3-8	.375	1-3	.333	3-4	.750	0-2-2	0	1	1	0	2	10
J31 South Carolina	21	3-6	.500	2-2	1.000	0-0	.000	0-3-3	0	1	1	0	3	8
F3 Georgia	19	1-5	.200	1-3	.333	0-0	.000	0-1-1	2	1	0	0	1	3
F6 Alabama	19	3-5	.600	1-3	.333	0-0	.000	0-1-1	1	0	1	0	0	7
F10 Missouri	22	0-4	.000	0-3	.000	0-0	.000	0-1-1	2	1	0	0	0	0
F14 Vanderbilt	24	4-9	.444	4-7	.571	0-0	.000	0-2-2	0	0	0	0	0	12
F17 Ole Miss	24	5-10	.500	4-7	.571	1-2	.500	0-2-2	0	2	0	0	0	15
F20 Texas A&M	17	2-5	.400	1-4	.250	.5-6	.833	0-1-1	3	2	1	0	0	10
F24 South Carolina	23	5-9	.556	3-5	.600	0-0	.000	0-1-1	1	0	1	0	2	13
F27 Tennessee	18	1-2	.500	0-1	.000	0-0	.000	0-1-1	1	1	0	0	0	2
M3 LSU	13	1-5	.200	1-3	.333	0-0	.000	0-0-0	2	0	1	0	0	3
M8 LSU	15	3-4	.750	2-3	.667	0-0	.000	0-1-1	2	0	0	0	0	8

Carter's Notes . . .

- Came off the bench and scored 11 points against Alabama State.
- 25 points, 6 rebounds vs. Stephen F. Austin.
- Career-high 35 points and 6 rebounds vs. North Dakota State.
- 20 points and career-high 3 steals vs. Dayton.
- SEC Player of the week on Dec. 4.
- Has started 16 games.
- Has scored in double-digits 11 times.
- Recorded first block of the season against Vanderbilt on Jan. 16.

CAREER STATS FOR TYSON CARTER

Year	GP-GS	Min/Avg	FG-FGA	Pct	3FM-3GA	Pct	FT-FTA	Pct	Rebs	PF-D	Ast	TO	Blk	Stl	Pts/Avg
2016-17	32-12	646/20.2	84-211	.398	44-122	.361	27-33	.818	55-1.7	45-0	22	14	4	23	239/7.5
2017-18	32-16	729/22.8	97-234	.415	50-146	.342	34-41	.829	59-1.8	30-0	42	30	1	22	278/8.7
Totals	64-28	1375/21.5	181-445	.407	94-268	.351	61-74	.824	114-1.8	75-0	64	44	5	45	517/8.1

24 ABDUL ADO



@AbdulahakimAdo

Freshman | Forward

6-11 | 250

Lagos, Nigeria

Hamilton Heights HS

Season Highs

Points: 19, at Texas A&M (2-20-18)
FGM: 8, at Texas A&M (2-20-18)
FGA: 11, at Texas A&M (2-20-18)
3FGM:
3FGA:
FTM: 4, 3x, vs. Alabama (2-6-18)
FTA: 9, Arkansas (1-2-18)
Rebounds: 13, Little Rock (12-20-17)
Assists: 3, Southern Miss (12-23-17)
Blocks: 5, Stephen F. Austin (11-22-17)
Steals: 4, Cincinnati (12-12-17)
Minutes: 37, South Carolina (2-24-18)

Ado's Notes . . .

- Missed the season opener due to a quad injury.
- Made collegiate debut against Florida A&M and responded with 12 points.
- Earned third double-double against No. 22 Auburn with 10 points and 11 rebounds.
- Career-high 5 blocks vs. Stephen F. Austin.
- Career-high 19 points, FGM and FTA at Texas A&M.
- 6th in SEC with his 1.9 blocks, 51st nationally.
- His 62 blocks are third most by an MSU freshman in school history.
- 10th in the SEC with 6.5 rebounds.

2017-18 Game-By-Game

Opponent	MIN	FG	Pct.	3FG	Pct.	FT	Pct.	O-D-R	PF	A	TO	B	S	PTS
N10 Alabama State	-DNP-													
N18 Florida A&M	*	23	6-7	.857	0-0	.000	0-0	.000	3-4-7	1	0	3	3	12
N20 Green Bay	*	24	4-8	.500	0-0	.000	4-5	.800	6-5-11	4	1	2	2	12
N22 Stephen F. Austin	*	28	2-2	1.000	0-0	.000	0-2	.000	0-4-4	0	0	6	5	4
N26 Jacksonville State	*	33	4-6	.667	0-0	.000	1-4	.250	3-5-8	3	0	4	3	9
N30 North Dakota State	*	14	2-2	1.000	0-0	.000	1-1	1.000	0-4-4	5	0	4	0	5
D3 Dayton	*	21	2-2	1.000	0-0	.000	1-1	1.000	1-2-3	3	0	3	0	5
D9 North Georgia	*	17	1-5	.200	0-0	.000	2-2	1.000	0-3-3	1	0	3	4	4
D12 Cincinnati	*	27	0-1	.000	0-0	.000	0-0	.000	2-2-4	1	0	1	3	0
D16 UT Martin	*	26	2-5	.400	0-0	.000	2-3	.667	4-8-12	0	0	2	3	6
D20 Little Rock	*	28	2-3	.667	0-0	.000	2-4	.500	6-7-13	2	1	0	3	6
D23 Southern Miss	*	27	3-4	.750	0-0	.000	2-5	.400	2-3-5	4	3	5	0	8
D30 North Florida	*	27	2-3	.667	0-0	.000	1-6	.167	2-7-9	3	0	3	2	5
J2 Arkansas	*	34	3-3	1.000	0-0	.000	2-9	.222	5-4-9	2	0	1	4	8
J6 Ole Miss	*	17	2-5	.400	0-0	.000	1-2	.500	3-1-4	4	0	0	1	5
J10 Florida	*	24	6-8	.750	0-0	.000	0-0	.000	2-8-10	3	1	1	1	12
J13 Auburn	*	31	4-5	.800	0-0	.000	2-4	.500	3-8-11	3	0	1	2	10
J16 Vanderbilt	*	14	4-7	.571	0-0	.000	1-4	.250	3-3-6	4	1	0	1	9
J20 Alabama	*	20	5-8	.625	0-0	.000	1-1	1.000	2-2-4	4	0	3	1	11
J23 Kentucky	*	31	0-4	.000	0-0	.000	2-3	.667	2-3-5	1	0	2	1	2
J27 Missouri	*	32	5-6	.833	0-0	.000	2-2	1.000	3-4-7	1	0	3	0	12
J31 South Carolina	*	29	6-9	.667	0-0	.000	4-5	.800	5-4-9	5	0	2	4	16
F3 Georgia	*	33	3-3	1.000	0-0	.000	1-2	.500	4-2-6	2	1	4	2	7
F6 Alabama	*	26	2-3	.667	0-0	.000	4-6	.667	2-3-5	4	0	1	3	8
F10 Missouri	*	36	4-7	.571	0-0	.000	3-6	.500	4-3-7	3	0	2	1	11
F14 Vanderbilt	*	28	6-6	1.000	0-0	.000	3-4	.750	5-2-7	4	2	1	1	15
F17 Ole Miss	*	22	2-4	.500	0-0	.000	1-3	.333	3-1-4	4	0	3	1	5
F20 Texas A&M	*	32	8-11	.727	0-0	.000	3-5	.600	4-5-9	4	0	0	2	19
F24 South Carolina	*	37	1-3	.333	0-0	.000	0-1	.000	2-1-3	1	0	1	3	2
F27 Tennessee	*	26	1-2	.500	0-0	.000	1-2	.500	1-0-1	2	1	3	1	3
M3 LSU	*	28	3-4	.750	0-0	.000	0-0	.000	1-4-5	4	0	1	2	6
M8 LSU	*	22	0-0	.000	0-0	.000	3-6	.500	1-2-3	4	0	0	3	3

CAREER STATS FOR ABDUL ADO

Year	GP-GS	Min/Avg	FG-FGA	Pct	3FM-3GA	Pct	FT-FTA	Pct	Rebs	PF-D	Asst	TO	Blk	Stl	Pts/Avg
2017-18	31-31	817/26.4	95-146	.651	0-0	.000	50-98	.510	198-6.4	86-2	11	65	62	27	240/7.7

35 ARIC HOLMAN



@AricHolman

Junior | Forward

6-10 | 225

Owensboro, KY

Owensboro HS

Season Highs

Points: 23, North Florida (12-30-17)
FGM: 10, North Florida (12-30-17)
FGA: 12, 3x, last vs. North Florida (12-30-17)
3FGM: 3, at Cincinnati (12-12-17)
3FGA: 5, at Missouri (2-10-18)
FTM: 5, twice, vs. Tennessee (2-27-18)
FTA: 8, Little Rock (12-20-17)
Rebounds: 14, Vanderbilt (1-16-18)
Assists: 3, 4x, vs. South Carolina (2-24-18)
Blocks: 4, vs. LSU (3-8-18)
Steals: 1, 11x, last vs. Tennessee (2-27-18)
Minutes: 30, vs. LSU (3-8-18)

Career Highs

Points: 23, North Florida (12-30-17)
FGM: 10, North Florida (12-30-17)
FGA: 13, Boise State (11-18-16)
3FGM: 3, at Cincinnati (12-12-17)
3FGA: 5, at Missouri (2-10-18)
FTM: 7, LSU (1-7-17)
FTA: 9, LSU (1-7-17)
Rebounds: 14, Vanderbilt (1-16-18)
Assists: 4, Arkansas (2-9-16)
Blocks: 5, twice, last vs. NWST (11-28-16)
Steals: 2, 3x, last vs. Oregon State (12-1-16)
Minutes: 33, TAMU (1-14-17)

2017-18 Game-By-Game

Opponent	MIN	FG	Pct.	3FG	Pct.	FT	Pct.	O-D-R	PF	A	TO	B	S	PTS
N10 Alabama State	21	6-11	.545	2-4	.500	4-5	.800	3-8-11	1	0	1	0	1	18
N18 Florida A&M	* 18	2-2	1.000	1-1	1.000	0-0	.000	2-4-6	1	0	2	2	1	5
N20 Green Bay	* 23	5-7	.714	1-2	.500	2-3	.667	1-4-5	3	1	1	0	0	13
N22 Stephen F. Austin	* 24	3-3	1.000	1-1	1.000	3-3	1.000	1-6-7	3	2	3	3	0	10
N26 Jacksonville State	* 23	4-6	.667	0-1	.000	3-6	.500	2-4-6	2	0	1	2	0	11
N30 North Dakota State	* 23	4-7	.571	2-3	.667	2-4	.500	6-3-9	2	0	1	0	0	12
D3 Dayton	* 28	2-4	.500	2-4	.500	0-0	.000	1-7-8	0	1	2	2	1	6
D9 North Georgia	* 13	5-5	1.000	2-2	1.000	1-1	1.000	1-5-6	0	0	1	2	0	13
D12 Cincinnati	* 26	7-12	.583	3-3	1.000	1-2	.500	5-5-10	1	1	1	1	0	18
D16 UT Martin	* 21	9-12	.750	2-4	.500	1-3	.333	8-4-12	1	1	0	1	1	21
D20 Little Rock	* 20	3-8	.375	0-2	.000	4-8	.500	3-2-5	1	1	2	2	1	10
D23 Southern Miss	* 24	3-5	.600	1-1	1.000	3-4	.750	2-4-6	0	0	0	1	0	10
D30 North Florida	* 18	10-12	.833	1-2	.500	2-2	1.000	3-1-4	3	1	1	1	1	23
J2 Arkansas	* 20	1-8	.125	0-4	.000	2-2	1.000	2-3-5	2	0	1	0	0	4
J6 Ole Miss	* 22	3-6	.500	2-4	.500	1-2	.500	0-5-5	0	3	1	2	0	9
J10 Florida	* 16	3-4	.750	0-0	.000	1-1	1.000	0-4-4	5	0	2	0	0	7
J13 Auburn	* 29	4-9	.444	1-3	.333	2-2	1.000	1-5-6	3	0	2	2	0	11
J16 Vanderbilt	* 26	7-10	.700	2-3	.667	2-2	1.000	4-10-14	1	2	0	2	0	18
J20 Alabama	* 28	3-5	.600	1-1	1.000	4-5	.800	2-8-10	3	0	1	0	0	11
J23 Kentucky	* 21	3-6	.500	0-3	.000	0-0	.000	1-5-6	4	0	2	3	1	6
J27 Missouri	* 26	4-6	.667	1-2	.500	0-1	.000	1-2-3	2	0	3	2	1	9
J31 South Carolina	* 19	2-3	.667	0-1	.000	2-2	1.000	1-4-5	2	0	0	2	0	6
F3 Georgia	* 28	4-8	.500	1-5	.200	3-4	.750	2-6-8	2	0	1	0	1	12
F6 Alabama	* 28	2-7	.286	0-2	.000	3-4	.750	2-5-7	3	1	2	3	0	7
F10 Missouri	* 29	5-11	.455	2-5	.400	2-2	1.000	1-7-8	2	1	2	1	0	14
F14 Vanderbilt	* 23	5-8	.625	0-2	.000	1-2	.500	0-2-2	1	0	1	3	1	11
F17 Ole Miss	* 9	1-2	.500	0-1	.000	2-2	1.000	0-1-1	0	3	0	2	1	4
F20 Texas A&M	* 19	4-5	.800	2-2	1.000	3-3	1.000	2-3-5	4	0	0	2	0	13
F24 South Carolina	* 30	1-3	.333	0-1	.000	1-2	.500	1-6-7	2	3	0	3	1	3
F27 Tennessee	* 23	2-8	.250	1-4	.250	5-6	.833	2-1-3	0	0	2	1	1	10
M3 LSU	* 23	3-4	.750	0-0	.000	0-0	.000	2-5-7	3	0	1	2	0	6
M8 LSU	30	3-7	.429	2-3	.667	3-5	.600	2-10-12	1	2	1	4	0	11

Holman's Notes . . .

- Now has eight double-doubles for his career, six this year following his 11-point, 12-rebound effort vs. LSU in the SEC Tournament.
- Scored in double-digits 20 of MSU's 32 games
- Holds the 7th all-time spot at MSU with 129 blocked shots and 9th in the SEC with 1.4.
- Earned his sixth double-double of the year on Mar. 8 vs. LSU in the SEC Tournament.
- Had a career-high 14 rebounds against Vanderbilt on Jan. 16.
- Earned a career-high 23 points against North Florida on Dec. 30.
- Sealed the win at South Carolina with two key free throws in the final minute.
- 11th in SEC with his 6.5 rebounds.
- Hyperextended his knee against Ole Miss on Feb. 17, which caused him to sit out for the remainder of the game.
- Tied his season-high with 3 blocks vs. South Carolina on Feb. 24.

CAREER STATS FOR ARIC HOLMAN

Year	GP-GS	Min/Avg	FG-FGA	Pct	3FM-3GA	Pct	FT-FTA	Pct	Rebs	PF-D	Ast	TO	Blk	Stl	Pts/Avg
2015-16	21-3	194/9.2	18-44	.409	2-13	.154	1-6	.167	39-1.9	37-2	8	16	14	2	39/1.9
2016-17	32-26	747/23.3	104-210	.495	12-49	.245	49-75	.653	193-6.0	79-4	20	54	64	21	269/8.4
2017-18	32-30	731/22.8	123-214	.575	33-76	.434	63-88	.716	213-6.7	58-1	23	38	51	13	342/10.7
Totals	85-59	1672/19.7	245-468	.524	47-138	.341	113-169	.669	445-5.2	174-7	51	108	129	36	650/7.6

45 E.J. DATCHER



Sophomore | Center

6-10 | 240

Hapersville, AL

Vincent HS

Season Highs

Points: 11, Alabama State (11-10-17)
FGM: 3, twice, North Florida (12-30-17)
FGA: 4, 3x, last vs. North Florida (12-30-17)
3FGM:
3FGA:
FTM: 9, Alabama State (11-10-17)
FTA: 9, Alabama State (11-10-17)
Rebounds: 6, Green Bay (11-20-20)
Assists: 2, Florida A&M (11-18-20)
Blocks: 3, Green Bay (11-20-17)
Steals: 1, 3x, at Alabama (1-20-18)
Minutes: 20, at Alabama (1-20-18)

Career Highs

Points: 11, Alabama State (11-10-17)
FGM: 3, twice, North Georgia (12-9-17)
FGA: 4, 4x, last vs. North Florida (12-30-17)
3FGM:
3FGA:
FTM: 9, Alabama State (11-10-17)
FTA: 9, Alabama State (11-10-17)
Rebounds: 7, Norfolk State, (11-11-16)
Assists: 2, Florida A&M (11-18-20)
Blocks: 3, 3x, last vs Green Bay (11-20-17)
Steals: 2, Kentucky (1-17-17)
Minutes: 20, at Alabama (1-20-18)

2017-18 Game-By-Game

Opponent	MIN	FG	Pct.	3FG	Pct.	FT	Pct.	O-D-R	PF	A	TO	B	S	PTS
N10 Alabama State *	15	1-4	.250	0-0	.000	9-9	1.000	1-3-4	5	0	1	0	0	11
N18 Florida A&M	13	2-3	.667	0-0	.000	3-3	1.000	0-3-3	1	2	0	0	0	7
N20 Green Bay	19	2-2	1.000	0-0	.000	0-0	.000	0-6-6	1	0	1	3	0	4
N22 Stephen F. Austin	22	2-4	.500	0-0	.000	2-4	.500	2-1-3	4	0	0	0	0	6
N26 Jacksonville State	3	1-1	1.000	0-0	.000	0-0	.000	0-0-0	0	0	0	0	0	2
N30 North Dakota State	-DNP-													
D3 Dayton	-DNP-													
D9 North Georgia	11	3-3	1.000	0-0	.000	2-2	1.000	2-1-3	0	0	0	0	0	8
D12 Cincinnati	4	0-0	.000	0-0	.000	0-0	.000	0-0-0	0	0	0	0	0	0
D16 UT Martin	5	0-0	.000	0-0	.000	0-0	.000	0-1-1	0	1	0	0	0	0
D20 Little Rock	2	0-0	.000	0-0	.000	0-0	.000	0-1-1	2	0	1	0	0	0
D23 Southern Miss	9	2-2	1.000	0-0	.000	0-0	.000	0-3-3	2	0	1	0	0	4
D30 North Florida	10	3-4	.750	0-0	.000	0-0	.000	0-3-3	4	0	2	1	0	6
J2 Arkansas	6	0-1	.000	0-0	.000	0-0	.000	1-0-1	0	0	0	1	0	0
J6 Ole Miss	13	2-2	1.000	0-0	.000	0-0	.000	1-1-2	2	0	0	0	1	4
J10 Florida	9	1-2	.500	0-0	.000	0-0	.000	1-1-2	2	0	0	0	1	2
J13 Auburn	8	1-1	1.000	0-0	.000	0-0	.000	1-0-1	1	1	0	1	0	2
J16 Vanderbilt	8	0-0	.000	0-0	.000	0-0	.000	1-0-1	0	0	0	1	0	0
J20 Alabama	20	0-2	.000	0-0	.000	1-2	.500	1-4-5	2	0	1	0	1	1
J23 Kentucky	6	1-3	.333	0-0	.000	0-0	.000	1-0-1	2	0	0	0	0	2
J27 Missouri	4	0-0	.000	0-0	.000	0-0	.000	0-1-1	2	0	0	1	0	0
J31 South Carolina	3	0-0	.000	0-0	.000	0-0	.000	0-1-1	3	0	3	0	0	0
F3 Georgia	6	0-1	.000	0-0	.000	0-0	.000	2-1-3	1	0	0	0	0	0
F6 Alabama	2	0-0	.000	0-0	.000	0-0	.000	0-0-0	2	0	1	0	0	0
F10 Missouri	4	0-1	.000	0-0	.000	0-0	.000	0-0-0	1	0	0	0	0	0
F14 Vanderbilt	3	0-1	.000	0-0	.000	0-0	.000	0-0-0	1	0	0	0	0	0
F17 Ole Miss	15	2-2	1.000	0-0	.000	0-2	.000	1-2-3	3	0	1	0	0	4
F20 Texas A&M	3	1-1	1.000	0-0	.000	0-0	.000	1-0-1	0	0	0	0	0	2
F24 South Carolina	-DNP-													
F27 Tennessee	7	1-1	1.000	0-0	.000	0-2	.000	1-0-1	3	0	0	0	0	2
M3 LSU	4	0-0	.000	0-0	.000	0-0	.000	0-1-1	1	0	0	0	0	0
M8 LSU	-DNP-													

Datcher's Notes . . .

- Earned his first-career start against Alabama State and responded with a career-high 11 points.

- Career-high 3 blocks against Green Bay.

- String of 14-straight made FTs ended against Stephen F. Austin.

- Missed North Dakota State and Dayton games due to a foot injury suffered against Jacksonville State.

- Returned against North Georgia and totaled 8 points.

- Had first steal of the season at Ole Miss on Jan. 6.

- Had a career-high 20 minutes played against Alabama.

CAREER STATS FOR E.J. DATCHER

Year	GP-GS	Min/Avg	FG-FGA	Pct	3FM-3GA	Pct	FT-FTA	Pct	Rebs	PF-D	Asst	TO	Blk	Stl	Pts/Avg
2016-17	31-0	228/7.4	13-32	.406	0-0	.000	5-9	.556	47-1.5	59-1	1	9	18	6	31/1.0
2017-18	28-1	234/8.4	25-41	.610	0-0	.000	17-24	.708	51-1.8	45-1	4	12	8	3	67/2.4
Totals	59-1	462/7.8	38-73	.521	0-0	.000	22-33	.667	98-1.7	104-2	5	21	26	9	98/1.7

2017-18 Mississippi State Stats
Mississippi State Combined Team Statistics (as of Mar 08, 2018)
All games

Overall record: 22-10 Conf: 9-9 Home: 18-2 Away: 2-8 Neutral: 2-0

#	Player	gp-gs	min	avg	Total		3-Point		F-Throw		Rebounds				pf	dq	a	to	blk	stl	pts	avg
					fg-fga	fg%	3fg-fga	3fg%	ft-fa	ft%	off	def	tot	avg								
11	Q Weatherspoon	32-32	1003	31.3	168-341	.493	38-119	.319	97-129	.752	50	137	187	5.8	75	0	116	84	11	48	471	14.7
00	Nick Weatherspoon	32-32	918	28.7	135-283	.477	25-87	.287	65-90	.722	8	84	92	2.9	56	1	67	32	5	31	360	11.3
35	Aric Holman	32-30	731	22.8	123-214	.575	33-76	.434	63-88	.716	64	149	213	6.7	58	1	23	38	51	13	342	10.7
01	Lamar Peters	29-16	774	26.7	104-279	.373	38-148	.257	36-58	.621	10	58	68	2.3	60	2	119	79	7	44	282	9.7
23	Tyson Carter	32-16	729	22.8	97-234	.415	50-146	.342	34-41	.829	6	53	59	1.8	30	0	42	30	1	22	278	8.7
24	Abdul Ado	31-31	817	26.4	95-146	.651	0-0	.000	50-98	.510	84	114	198	6.4	86	2	11	65	62	27	240	7.7
03	Xavian Stapleton	27-2	520	19.3	60-161	.373	25-78	.321	20-25	.800	17	50	67	2.5	64	2	16	24	8	19	165	6.1
02	Eli Wright	29-0	416	14.3	38-91	.418	6-27	.222	14-21	.667	25	40	65	2.2	33	0	27	18	7	5	96	3.3
13	Nick Singleton	8-0	24	3.0	9-13	.692	4-7	.571	0-1	.000	2	3	5	0.6	0	0	1	2	0	0	22	2.8
45	E.J. Datcher	28-1	234	8.4	25-41	.610	0-0	.000	17-24	.708	17	34	51	1.8	45	1	4	12	8	3	67	2.4
22	KeyShawn Feazell	23-0	141	6.1	16-34	.471	1-8	.125	1-4	.250	8	24	32	1.4	13	0	1	9	2	2	34	1.5
34	Schneider Herard	11-0	88	8.0	4-15	.267	0-0	.000	3-7	.429	11	12	23	2.1	12	0	0	11	8	0	11	1.0
15	T.J. Gray	4-0	10	2.5	1-3	.333	1-3	.333	0-0	.000	0	0	0	0.0	3	0	0	1	0	0	3	0.8
12	Drew Davis	8-0	17	2.1	1-9	.111	0-4	.000	1-2	.500	0	2	2	0.3	1	0	2	2	0	0	3	0.4
05	Mitchell Storm	7-0	19	2.7	0-4	.000	0-2	.000	0-0	.000	2	4	6	0.9	1	0	0	1	0	0	0	0.0
10	Tate Clayton	4-0	9	2.3	0-0	.000	0-0	.000	0-0	.000	0	0	0	0.0	0	0	0	0	0	0	0	0.0
Team											35	53	88	12								
Total.....		32	6450		876-1868	.469	221-705	.313	401-588	.682	339	817	1156	36.1	537	9	429	420	170	214	2374	74.2
Opponents.....		32	6450		778-1855	.419	242-727	.333	380-552	.688	341	741	1082	33.8	532	-	375	440	97	171	2178	68.1

TEAM STATISTICS			MS	OPP	Date	Opponent	Score	Att.
SCORING			2374	2178	11-10-17	ALABAMA STATE	w 96-68	6811
Points per game			74.2	68.1	11-18-17	FLORIDA A&M	w 79-48	6132
Scoring margin			+6.1	-	11-20-17	GREEN BAY	w 77-68	6359
FIELD GOALS-ATT			876-1868	778-1855	11-22-17	STEPHEN F. AUSTIN	w 80-75	7687
Field goal pct			.469	.419	11-26-17	JACKSONVILLE STATE	w 59-56	6034
3 POINT FG-ATT			221-705	242-727	11-30-17	NORTH DAKOTA STATE	w 83-59	5831
3-point FG pct			.313	.333	12-03-17	DAYTON	w 61-59	7539
3-pt FG made per game			6.9	7.6	12-09-17	NORTH GEORGIA	w 95-62	6613
FREE THROWS-ATT			401-588	380-552	12-12-17	at Cincinnati	L 50-65	8128
Free throw pct			.682	.688	12-16-17	UT MARTIN	w 92-61	6709
F-Throws made per game			12.5	11.9	12-20-17	LITTLE ROCK	w 64-48	7156
REBOUNDS			1156	1082	12-23-17	vs Southern Miss	w 70-64	4028
Rebounds per game			36.1	33.8	12-30-17	NORTH FLORIDA	w 109-81	7764
Rebounding margin			+2.3	-	* 01-02-18	ARKANSAS	w 78-75	6324
ASSISTS			429	375	* 01-06-18	at Ole Miss	L 58-64	8664
Assists per game			13.4	11.7	* 01-10-18	at Florida	L 54-71	9917
TURNOVERS			420	440	* 01-13-18	AUBURN	L 68-76	8443
Turnovers per game			13.1	13.8	* 01-16-18	VANDERBILT	w 80-62	6633
Turnover margin			+0.6	-	* 01-20-18	at Alabama	L 62-68	15383
Assist/turnover ratio			1.0	0.9	* 01-23-18	at Kentucky	L 65-78	20609
STEALS			214	171	* 01-27-18	MISSOURI	w 74-62	7169
Steals per game			6.7	5.3	* 01-31-18	at South Carolina	w 81-76	11042
BLOCKS			170	97	* 02-03-18	GEORGIA	w 72-57	7775
Blocks per game			5.3	3.0	* 02-06-18	ALABAMA	w 67-63	7095
ATTENDANCE			142786	119105	* 02-10-18	at Mizzou	Lot 85-89	15061
Home games-Avg/Game			20-7139	10-11508	* 02-14-18	at Vanderbilt	L 80-81	8592
Neutral site-Avg/Game			-	2-2014	* 02-17-18	OLE MISS	w 79-62	9002
Score by Periods			1st 2nd OT Totals		* 02-20-18	at Texas A&M	w 93-81	8614
Mississippi State			1117 1241 16 2374		* 02-24-18	SOUTH CAROLINA	Wot 72-68	8162
Opponents			995 1167 16 2178		* 02-27-18	TENNESSEE	L 54-76	7548
					* 03-03-18	at LSU	L 57-78	9067
					03-08-18	vs LSU	w 80-77	0

* - Conference game

2017-18 Mississippi State Stats
Mississippi State Combined Team Statistics (as of Mar 08, 2018)
Conference games only

RECORD:	OVERALL	HOME	AWAY	NEUTRAL
ALL GAMES	9-9	7-2	2-7	0-0
CONFERENCE	9-9	7-2	2-7	0-0
NON-CONFERENCE	0-0	0-0	0-0	0-0

##	Player	gp-gs	min	avg	Total	3-Point	F-Throw	Rebounds			pf	dq	a	to	blk	stl	pts	avg
					fg-fga	fg%	3fg-fga	3fg%	ft-fa	ft%	off	def	tot	avg				
11	Q Weatherspoon	18-18	590	32.8	96-203	.473	25-74	.338	54-71	.761	33	72	105	5.8	44	0	50	15.1
00	Nick Weatherspoon	18-18	514	28.6	79-172	.459	10-50	.200	38-52	.731	5	45	50	2.8	37	1	33	11.4
01	Lamar Peters	18-12	519	28.8	70-180	.389	24-86	.279	22-34	.647	7	35	42	2.3	42	2	76	10.3
24	Abdul Ado	18-18	500	27.8	65-98	.663	0-0	.000	31-59	.525	54	58	112	6.2	55	1	6	8.9
35	Aric Holman	18-18	419	23.3	57-113	.504	13-43	.302	34-42	.810	24	82	106	5.9	39	1	13	8.9
23	Tyson Carter	18-6	379	21.1	42-118	.356	25-74	.338	14-19	.737	2	27	29	1.6	20	0	16	6.8
03	Xavian Stapleton	16-0	342	21.4	34-98	.347	16-49	.327	16-21	.762	10	36	46	2.9	41	2	10	6.3
02	Eli Wright	18-0	212	11.8	19-39	.487	3-7	.429	9-11	.818	8	20	28	1.6	19	0	15	2.8
45	E.J. Datcher	17-0	121	7.1	9-18	.500	0-0	.000	1-6	.167	12	12	24	1.4	26	0	1	1.1
22	KeyShawn Feazell	12-0	49	4.1	1-8	.125	0-4	.000	0-0	.000	3	7	10	0.8	4	0	0	0.2
13	Nick Singleton	1-0	1	1.0	0-0	.000	0-0	.000	0-0	.000	0	0	0	0.0	0	0	0	0.0
10	Tate Clayton	1-0	1	1.0	0-0	.000	0-0	.000	0-0	.000	0	0	0	0.0	0	0	0	0.0
12	Drew Davis	2-0	2	1.0	0-0	.000	0-0	.000	0-0	.000	0	0	0	0.0	0	0	0	0.0
15	T.J. Gray	1-0	1	1.0	0-0	.000	0-0	.000	0-0	.000	0	0	0	0.0	0	0	0	0.0
Team											23	34	57	9				
Total.....		18	3650		472-1047	.451	116-387	.300	219-315	.695	181	428	609	33.8	327	7	220	1279
Opponents.....		18	3650		452-1016	.445	128-371	.345	255-362	.704	182	434	616	34.2	299	-	221	1287

TEAM STATISTICS	MS	OPP	Date	Opponent	Score	Att.
SCORING	1279	1287	* 01-02-18	ARKANSAS	W 78-75	6324
Points per game	71.1	71.5	* 01-06-18	at Ole Miss	L 58-64	8664
Scoring margin	-0.4	-	* 01-10-18	at Florida	L 54-71	9917
FIELD GOALS-ATT	472-1047	452-1016	* 01-13-18	AUBURN	L 68-76	8443
Field goal pct	.451	.445	* 01-16-18	VANDERBILT	W 80-62	6633
3 POINT FG-ATT	116-387	128-371	* 01-20-18	at Alabama	L 62-68	15383
3-point FG pct	.300	.345	* 01-23-18	at Kentucky	L 65-78	20609
3-pt FG made per game	6.4	7.1	* 01-27-18	MISSOURI	W 74-62	7169
FREE THROWS-ATT	219-315	255-362	* 01-31-18	at South Carolina	W 81-76	11042
Free throw pct	.695	.704	* 02-03-18	GEORGIA	W 72-57	7775
F-Throws made per game	12.2	14.2	* 02-06-18	ALABAMA	W 67-63	7095
REBOUNDS	609	616	* 02-10-18	at Mizzou	Lot 85-89	15061
Rebounds per game	33.8	34.2	* 02-14-18	at Vanderbilt	L 80-81	8592
Rebounding margin	-0.4	-	* 02-17-18	OLE MISS	W 79-62	9002
ASSISTS	220	221	* 02-20-18	at Texas A&M	W 93-81	8614
Assists per game	12.2	12.3	* 02-24-18	SOUTH CAROLINA	Wot 72-68	8162
TURNOVERS	212	219	* 02-27-18	TENNESSEE	L 54-76	7548
Turnovers per game	11.8	12.2	* 03-03-18	at LSU	L 57-78	9067
Turnover margin	+0.4	-	* - Conference game			
Assist/turnover ratio	1.0	1.0				
STEALS	114	88				
Steals per game	6.3	4.9				
BLOCKS	84	69				
Blocks per game	4.7	3.8				
ATTENDANCE	68151	106949				
Home games-Avg/Game	9-7572	9-11883				
Neutral site-Avg/Game	-	0-0				









Score by Periods	1st	2nd	OT	Totals
Mississippi State	599	664	16	1279
Opponents	586	685	16	1287

2017-18 Mississippi State Stats
Mississippi State Team Game-by-Game Comparison (as of Mar 08, 2018)
All games

Opponent	1st	2nd	Score	Mar	Total FG	FG Pct	3-Pointers	3FG Pct	Free Throws	FT Pct	Rebounds	Assist	T/Over	Block	Steal	Fouls
ALABAMA STATE	58/31	38/37	96-68	+28	31-64/25-67	.484/.373	7-20/7-26	.350/.269	27-35/11-22	.771/.500	47/41 +6	16/8	14/17	4/1	7/6	19/26
FLORIDA A&M	28/17	51/31	79-48	+31	33-62/18-64	.532/.281	7-24/5-19	.292/.263	6-9/7-12	.667/.583	37/42 (5)	19/6	17/24	13/2	9/4	11/11
GREEN BAY	40/32	37/36	77-68	+9	29-63/21-54	.460/.389	3-23/9-24	.130/.375	16-21/17-24	.762/.708	39/36 +3	13/12	14/19	6/0	6/5	19/19
STEPHEN F. AUSTIN	32/40	48/35	80-75	+5	24-43/25-67	.558/.373	6-18/9-27	.333/.333	26-35/16-18	.743/.889	35/31 +4	14/7	19/12	10/2	4/8	15/27
JACKSONVILLE STATE	25/29	34/27	59-56	+3	25-56/22-57	.446/.386	4-18/6-19	.222/.316	5-13/6-6	.385/1000	37/36 +1	9/10	12/10	5/2	2/3	11/13
NORTH DAKOTA STATE	29/24	54/35	83-59	+24	31-60/22-57	.517/.386	10-23/10-35	.435/.286	11-17/5-8	.647/.625	41/28 +13	15/13	12/14	1/0	8/3	13/14
DAYTON	35/20	26/39	61-59	+2	24-50/21-46	.480/.457	9-28/8-25	.321/.320	4-7/9-16	.571/.563	27/30 (3)	12/8	24/26	5/2	13/14	18/13
NORTH GEORGIA	53/26	42/36	95-62	+33	37-74/27-71	.500/.380	13-30/8-27	.433/.296	8-8/0-5	1000/.000	44/39 +5	14/11	10/16	9/3	8/5	10/8
Cincinnati	25/35	25/30	50-65	(15)	19-63/22-54	.302/.407	6-21/7-20	.286/.350	6-8/14-16	.750/.875	38/37 +1	9/18	16/14	4/11	9/5	16/11
UT MARTIN	39/33	53/28	92-61	+31	34-67/24-65	.507/.369	11-33/9-28	.333/.321	13-21/4-6	.619/.667	53/29 +24	21/13	12/14	5/0	8/4	10/21
LITTLE ROCK	26/23	38/25	64-48	+16	22-56/20-54	.393/.370	5-25/4-20	.200/.200	15-27/4-10	.556/.400	40/35 +5	11/7	12/21	7/0	11/5	15/21
Southern Miss	36/27	34/37	70-64	+6	23-44/23-57	.523/.404	7-20/9-26	.350/.346	17-29/9-14	.586/.643	35/30 +5	15/15	16/9	4/1	3/6	14/21
NORTH FLORIDA	47/43	62/38	109-81	+28	44-71/27-63	.620/.429	7-18/12-29	.389/.414	14-20/15-19	.700/.789	46/21 +25	24/12	14/14	5/3	7/4	21/13
ARKANSAS	32/28	46/47	78-75	+3	25-59/32-62	.424/.516	4-21/6-15	.190/.400	24-40/5-12	.600/.417	39/39 -	9/17	7/13	8/3	8/3	11/26
Ole Miss	34/28	24/36	58-64	(6)	22-63/21-62	.349/.339	5-23/7-28	.217/.250	9-17/15-22	.529/.682	45/41 +4	13/10	14/7	4/5	4/6	21/14
Florida	28/33	26/38	54-71	(17)	22-55/25-58	.400/.431	5-16/9-23	.313/.391	5-7/12-16	.714/.750	31/38 (7)	9/13	16/15	2/4	5/7	17/11
AUBURN	35/24	33/52	68-76	(8)	24-59/21-60	.407/.350	5-23/9-21	.217/.429	15-22/25-32	.682/.781	42/39 +3	10/8	12/7	8/3	3/7	24/19
VANDERBILT	37/25	43/37	80-62	+18	31-64/26-53	.484/.491	8-20/4-20	.400/.200	10-15/6-9	.667/.667	37/29 +8	20/14	4/10	5/3	8/2	11/15
Alabama	22/41	40/27	62-68	(6)	21-56/25-60	.375/.417	7-23/5-16	.304/.313	13-16/13-23	.813/.565	38/40 (2)	5/16	16/11	1/6	7/7	20/17
Kentucky	36/38	29/40	65-78	(13)	26-67/25-58	.388/.431	5-29/5-14	.172/.357	8-10/23-30	.800/.767	31/41 (10)	16/11	11/11	4/5	5/7	23/13
MISSOURI	31/31	43/31	74-62	+12	29-53/26-57	.547/.456	6-16/6-22	.375/.273	10-14/4-8	.714/.500	27/34 (7)	17/11	15/19	7/3	10/4	11/20
South Carolina	37/36	44/40	81-76	+5	30-58/24-60	.517/.400	7-19/7-24	.368/.292	14-15/21-27	.933/.778	32/33 (1)	12/13	14/13	6/2	7/5	24/14
GEORGIA	37/21	35/36	72-57	+15	27-53/20-49	.509/.408	5-22/9-21	.227/.429	13-16/8-14	.813/.571	37/20 +17	7/12	12/12	2/4	8/1	17/16
ALABAMA	30/28	37/35	67-63	+4	24-52/18-49	.462/.367	2-19/3-22	.105/.136	17-28/24-30	.607/.800	36/29 +7	10/4	10/13	7/5	4/4	22/23
Mizzou	33/42	46/37	85-89	(4)	31-69/27-56	.449/.482	11-31/12-26	.355/.462	12-18/23-28	.667/.821	35/33 +2	12/15	11/12	3/3	8/6	26/18
Vanderbilt	31/40	49/41	80-81	(1)	31-53/28-56	.585/.500	10-17/14-27	.588/.519	8-11/11-17	.727/.647	23/31 (8)	18/16	10/10	5/5	4/5	14/13
OLE MISS	44/23	35/39	79-62	+17	31-55/23-56	.564/.411	12-23/7-23	.522/.304	5-11/9-11	.455/.818	30/31 (1)	17/9	11/14	4/2	6/4	16/14
Texas A&M	41/39	52/42	93-81	+12	31-68/30-59	.456/.508	8-22/5-17	.364/.294	23-29/16-28	.793/.571	44/31 +13	19/13	9/9	4/8	4/1	19/18
SOUTH CAROLINA	25/32	37/30	72-68	+4	24-56/26-59	.429/.441	6-20/5-18	.300/.278	18-23/11-16	.783/.688	30/40 (10)	14/8	14/21	7/5	13/6	12/21
TENNESSEE	34/40	20/36	54-76	(22)	20-51/27-48	.392/.563	4-20/4-11	.200/.364	10-16/18-23	.625/.783	24/34 (10)	6/14	13/11	3/2	6/4	19/16
LSU	32/37	25/41	57-78	(21)	23-56/28-54	.411/.519	6-23/11-23	.261/.478	5-7/11-16	.714/.688	28/33 (5)	6/17	13/11	4/1	4/9	20/11
LSU	45/29	35/48	80-77	+3	28-48/29-63	.583/.460	10-17/11-31	.588/.355	14-23/8-14	.609/.571	28/31 (3)	17/14	16/11	8/1	5/11	18/15

Note: Game totals are displayed in the format TEAM/OPPONENT for each category

2017-18 MISSISSIPPI STATE PLAYER BREAKDOWN

0		Nick Weatherspoon Fr G 6-2 195 Canton, MS	MIN 28.7	PTS 11.3	RBS 2.9	AST 2.1	FG% .477	3FG% .287	FT% .722	Notes: Made collegiate debut against Alabama State and has started all 32 games. Scored in double-digits 24 times, with career-best 22 coming against Arkansas. 7 points, 3 assists at Florida. 10 points, 3 assists vs. Auburn. 2 points, 4 assists vs. Vanderbilt. 10 points, 4 rebounds at Kentucky. 12 points, 3 assists vs. Missouri. 17 points, 3 assists, 2 steals at USC. 14 points, 4 rebounds vs. Georgia. 18 points vs. Alabama. 10 points at Vanderbilt. 15 points, 2 assists vs. Ole Miss. 6 points, 6 rebounds, 4 assists at Texas A&M. 10 points vs. USC. 11 points vs. Tennessee and LSU. 15 points points vs. LSU-SECT. Named SEC Freshman of the Week on Feb. 5.
1		Lamar Peters So G 6-0 185 New Orleans, LA	MIN 26.7	PTS 9.7	RBS 2.3	AST 4.1	FG% .373	3FG% .257	FT% .621	Notes: Suspended three games for violation of team rules. Has started 15 games. 18 points against Green Bay. Scored in double-digits 12 times. 17 points at Alabama. 9 points, 5 assists at Kentucky. Career-high 9 assists vs. Missouri. 20 points, 4 steals vs. Georgia. 6 points vs. Alabama. Season-high 22 points at Mizzou, with 7 assists, 4 steals. 8 assists at Vanderbilt. 8 points, 7 assists and 3 steals vs. Ole Miss. 15 points, 7 rebounds, 7 assists at Texas A&M. 19 points, 4 steals, 5 assists vs. USC. 7 points vs. Tennessee. 15 points at LSU. 5th in SEC in steals, 5th in assists. 24 points, 6 assists vs. LSU-SECT. Named SEC Player of the Week on Feb. 26.
2		Eli Wright So G 6-4 190 Owensboro, KY	MIN 14.3	PTS 3.3	RBS 2.2	AST 0.9	FG% .418	3FG% .222	FT% .667	Notes: Suspended for three games. Season-high 12 points against Alabama State. Career-high 4 assists vs. North Florida. Career-high 8 rebounds at Ole Miss. 5 points, 4 rebounds at Florida. 5 points, 2 assists vs. Vanderbilt. 4 points at Kentucky. 4 points vs. Missouri. 5 points at USC. 3 points at Missouri. 2 points, 2 assists at Vanderbilt. Did not score vs. Ole Miss. 3 points at Texas A&M. 8 points vs. USC. 2 points, 1 block vs. Tennessee. 2 points at LSU. 2 points vs. LSU-SECT.
3		Xavian Stapleton Jr G 6-6 210 Flora, MS	MIN 19.3	PTS 6.1	RBS 2.5	STL 0.7	FG% .373	3FG% .321	FT% .800	Notes: Appeared in 10 non-conference games and missed three due to a left knee sprain suffered in opener against Alabama State. Career-high 16 points vs. North Florida. Had 12 points vs. Southern Miss, including back-to-back 3s to turn a 54-50 deficit into a 56-54 lead, one MSU never relinquished. Season-high 9 rebounds at Ole Miss. 8 points vs. Vanderbilt. Suspended for Florida and Alabama games. Career-high 18 points at Vanderbilt with 5 made 3s, 10 points, vs. Ole Miss. 8 points, 3 rebounds at Texas A&M. 4 points, 5 rebounds vs. USC. 2 points at LSU. Did not score vs. LSU-SECT.
11		Quinndary Weatherspoon Jr G 6-4 205 Canton, MS	MIN 31.3	PTS 14.7	RBS 5.8	AST 3.6	FG% .493	3FG% .319	FT% .752	Notes: Started all 32 games and scored in double-digits 27 times. Totaled 20-plus points six times. Game-winning shots against Dayton and Jacksonville St. Against Little Rock, scored 21 points to reach 1,000 for a career. 22 points vs. Arkansas. 14 points, 8 rebounds vs. Georgia. 13 points vs. Alabama. 13 points, 7 rebounds, 3 steals at Missouri. 16 points, 10 rebounds vs. Ole Miss. 17 points, 5 assists at Texas A&M. 13 points, 7 rebounds, 4 assists and 4 steals vs. USC. 17 points vs. Tennessee. 12 points at LSU. 15 points, 6 assists vs. LSU-SECT. 14th in SEC in scoring, 6th in steals, 9th in assists, 3rd in FG%, 13th in minutes played and 17th in rebounds.
22		KeyShawn Feazell Fr F 6-8 230 New Hebron, MS	MIN 6.1	PTS 1.5	RBS 1.4	STL 0.1	FG% .471	3FG% .125	FT% .250	Notes: Appeared in 10 non-conference games. Scored 2 points and grabbed 5 rebounds in collegiate debut against Florida A&M. Season-high 11 points against North Georgia. 4 rebounds at Florida. Scored first SEC points vs. Ole Miss. Played in 12 SEC games. 2 points vs. LSU-SECT.
23		Tyson Carter So G 6-4 165 Starkville, MS	MIN 22.8	PTS 8.7	RBS 1.8	AST 1.3	FG% .415	3FG% .342	FT% .829	Notes: Started 16 games. Scored in double-digits 11 times, five times in SEC play. Named SEC POW after a career-high 35 points against North Dakota State and 20 versus Dayton. Had 25 points against Stephen F. Austin. 7 points, 4 rebounds vs. Arkansas. 5 points at Ole Miss. 2 points at Florida. 7 points, 3 rebounds vs. Auburn. 9 points vs. Vanderbilt. 10 points, 2 steals vs. Missouri. 8 points, 3 steals at USC. 7 points vs. Alabama. 12 points at Vanderbilt. 15 points vs. Ole Miss. 10 points at Texas A&M. 13 points vs. USC. 2 points vs. Tennessee. 3 points at LSU. 8 points vs. LSU-SECT.
24		Abdul Ado Fr F 6-11 250 Lagos, Nigeria	MIN 26.4	PTS 7.7	RBS 6.4	BLK 2.0	FG% .651	3FG% ---	FT% .510	Notes: Missed opener with a quad injury. In debut, had 12 points, 7 rebounds and 3 blocked shots vs. Florida A&M. First double-double against Green Bay with 12 points and 11 rebounds. After having 13 vs. Little Rock. 12 points, 10 rebounds at Florida. 10 points, 11 rebounds for third-double vs. Auburn. 12 points, 7 rebounds vs. Missouri. 16 points, 9 rebounds, 4 blocks at USC. 3 blocks vs. Alabama. 11 points, 7 rebounds at Mizzou. 15 points, 7 rebounds at Vanderbilt. 6 points vs. Ole Miss. Career-high 19 points, 7 rebounds at TAMU. 2 points vs. USC. 3 vs. Tennessee. 6 points, 5 rebounds at LSU. 6th in SEC in blocks, 10th in rebounds. Team-high 62 blocks.
35		Aric Holman Jr F 6-10 225 Owensboro, KY	MIN 22.8	PTS 10.7	RBS 6.7	BLK 1.6	FG% .575	3FG% .434	FT% .716	Notes: Started 30 games. Six double-doubles. Career-high 23 points vs. North Florida. Scored in double-digits 19 times. 11 points, 10 rebounds at Alabama. 6 points, 6 rebounds at Kentucky. 9 points, 3 rebounds vs. Missouri. 2 blocks at USC. 12 points, 8 rebounds vs. UGA. 3 blocks vs. Alabama. 14 points, 8 rebounds vs. Mizzou. 11 points, 3 blocks at Vanderbilt. 2 blocks, 4 points vs. Ole Miss. 13 points, 5 rebounds, 2 blocks at Texas A&M. 7th at MSU with 119 blocks. 3 points, 3 blocks, 7 rebounds vs. USC. 11 points, 12 rebounds, 4 blocks vs. LSU-SEC. 10 points vs. UT. 10th in SEC in rebounds and 9th in blocks.
45		E.J. Datcher So C 6-10 240 Harpersville, AL	MIN 8.4	PTS 2.4	RBS 1.8	BLK 0.3	FG% .610	3FG% ---	FT% .708	Notes: One start came in season opener. Missed two games with a foot injury. Career-high 11 points against Alabama State and was 9-9 at the foul line. At one stretch, made 14-straight free throws. 1 rebound, 1 block vs. Arkansas. 4 points, 2 rebounds at Ole Miss. 2 points, 2 rebounds at Florida. 2 points vs. Auburn. Had an SEC-high 5 rebounds at Alabama. 1 rebound, 1 block vs. Missouri. 3 rebounds vs. UGA. After not scoring in six games, had 4 points vs. Ole Miss to go along with his 3 rebounds. 2 points, 1 rebound at Texas A&M. 2 points vs. Tennessee. 1 rebound at LSU.