

# 2010 WESTERN DIVISION CHAMPS

## MISSISSIPPI STATE

# BULLDOGS



Gregg Ellis, Media Relations Contact • 662.325.3595 (O) or 662.322.0145 (C)  
gellis@athletics.msstate.edu • www.msstateathletics.com

### MISSISSIPPI STATE (22-10) VS. NO. 20 VANDERBILT (24-7)

Saturday, March 13, 2010 • 2:15 p.m. CT  
Bridgestone Arena (19,200), Nashville  
TV: ABC



Announcers: *PxP*, Brad Nessler  
Analyst, Jimmy Dykes

Series Record: Vanderbilt leads, 72-43  
SEC Tournament Record: 26-46 (4-0 last year)  
XM Radio: 199; Sirius: 213



### SATDAY'S PROJECTED STARTING LINEUP

#### MISSISSIPPI STATE STARTERS

No.	P	Name	Year	Ht.	Wt.	PPG	RPG	Asst.	Steals	Blocks	Minutes
2	G	Ravern Johnson	Jr	6-7	175	13.5	3.5	0.5	0.4	0.5	28.9
3	G	Dee Bost	So	6-2	170	12.8	4.4	5.3	1.3	0.2	34.8
22	G	Barry Stewart	Sr	6-3	170	11.5	3.2	2.8	1.1	0.3	34.5
24	F	Kodi Augustus	Jr	6-8	220	9.3	5.7	0.9	0.4	0.9	22.7
32	F	Jarvis Varnado	Sr	6-9	230	13.5	10.4	0.9	0.6	4.8	31.6

#### VANDERBILT STARTERS

No.	P	Name	Year	Ht.	Wt.	PPG	RPG	Asst.	Steals	Blocks	Minutes
0	G	Jermaine Beal	Sr	6-3	205	14.8	2.6	3.2	1.0	0.1	32.4
4	C	A.J. Ogilvy	Jr	6-11	255	13.8	6.3	0.8	1.1	1.5	23.3
23	G	John Jenkins	Fr	6-4	215	11.0	2.1	0.9	0.4	0.2	22.3
24	F	Andre Walker	So	6-7	220	6.1	5.5	2.5	0.9	0.9	24.7
44	G	Jeffery Taylor	So	6-7	210	13.5	5.1	1.7	1.2	0.4	26.7

### 15 KEY THINGS TO NOTE PLAYING VANDERBILT

- ✓ Mississippi State has now tied a school record with 5-straight SEC Tournament wins.
- ✓ **Rick Stansbury** is eighth all-time in league history with 15 SEC Tournament wins.
- ✓ In SEC Tournament openers under **Rick Stansbury**, the Bulldogs are now 8-4.
- ✓ The Bulldogs are 4-7 against Vanderbilt (their most games and wins against anyone) in the SEC Tournament and have lost two-straight and four of the last five to the 'Dores, with the last meeting coming in 2005 (L, 74-70).
- ✓ In the last three games of the regular season against South Carolina, Auburn and Tennessee, MSU's bench totaled just 13 points. Against Florida on Friday, it totaled 11.
- ✓ MSU hit 57.1 percent (28-49) of its shots against the Gators, the best against any SEC team this season.
- ✓ Of the 137 games **Jarvis Varnado** has played in, only eight times has he not blocked a shot. He's currently enjoying a streak of 49-straight games with a block.
- ✓ 16 of MSU's last 19 games have been decided by 10 points or less (9-7 in those games).
- ✓ Since 1998-99, MSU and Kentucky lead the SEC with seven semifinal appearances.
- ✓ Mississippi State is now 11-2 when scoring 75 or more points.
- ✓ With 294 made 3-pointers on the year, the Bulldogs are two shy of tying the school record of 296 set last season. They also have 811 attempted 3s, eight shy of the 819 record they shot last year.
- ✓ **Barry Stewart** ranks 8th all-time with 1,552 points, while **Jarvis Varnado** is 11th with 1,339 points.
- ✓ **Ravern Johnson** is now fourth all-time with 169 made 3-pointers.
- ✓ **Dee Bost** is now 9th all-time at MSU with 329 assists.
- ✓ **Rick Stansbury** has won five divisional crowns, second only to the seven Tubby Smith claimed while he was at Kentucky.

### SEC COACHES RECOGNIZE PLAY OF VARNADO, BOST

On Tuesday, the SEC coaches awarded **Jarvis Varnado** and **Dee Bost** for their play. For the second year in a row, **Varnado**, a senior forward from Brownsville, Tenn., was named first-team All-SEC and made the All-Defensive team, while being the unanimous selection for defensive player of the year, an award he's won three-straight years. He was also named the nation's top defender by *Sporting News* on Wednesday.

**Bost**, a sophomore point guard from Concord, N.C., was tabbed second-team All-SEC.

### 2009-10 MISSISSIPPI STATE SCHEDULE

Date	Opponent	Score/Time
N 13	Rider	L 88-74
N 19	Southeastern Louisiana	W 82-67
N 21	Bethune-Cookman	W 67-51
N 24	Texas-Pan American	W 75-50
N 27	@vs. Richmond (FCS)	L 63-62
N 28	@vs. Old Dominion	W 69-55
D 5	St. Bonaventure	W 105-53
D 10	# vs. DePaul (ESPN2)	W 76-45
D 12	%vs. UCLA (Fox Sports Net)	W 72-54
D 16	Wright State (ESPN2)	W 80-69
D 19	at Houston (CSS)	W 70-64
D 22	Centenary (at Jackson)	W 88-51
D 28	Mississippi Valley State	W 73-45
D 31	at San Diego	W 77-68
J 4	at Western Kentucky (CSS)	L 55-52
J 9	at Ole Miss (SEC Network)	W 80-75
J 14	Arkansas (ESPNU)	W 82-80
J 16	Georgia (ESPN2)	W 72-69
J 23	at Alabama (CBS)	L 62-57
J 28	at Arkansas (ESPN2)	L 67-62
J 30	LSU (SEC Network)	W 67-51
F 3	at Vanderbilt (SEC Network)	L 75-72
F 6	at Florida (SEC Network)	L 69-62
F 11	Ole Miss (ESPN)	W 71-63
F 13	Auburn (FSN)	W ot 85-75
F 16	Kentucky (ESPN)	L ot 81-75
F 20	at LSU (SEC Network)	W 60-59
F 24	Alabama (CSS)	W 74-66
F 27	at South Carolina (ESPN)	W 76-63
M 3	at Auburn (SEC Network)	L 89-80
M 6	Tennessee (ESPN)	L 75-59
M 12	&Florida (SEC Network)	W 75-69
M 12	&Vanderbilt (ABC)	2:15 p.m.

@ - South Padre Island Invitational  
# - SEC/Big East Challenge (Tampa, FL)  
% - John R. Wooden Classic (Anaheim, CA)  
& - SEC Tournament (Nashville, TN)

### COACHING FACTS

#### MISSISSIPPI STATE

**Coach:** Rick Stansbury  
**Record at MSU:** 253-138, 12th year  
**Overall Record:** Same  
**Record vs. Vanderbilt:** 9-6

#### VANDERBILT

**Coach:** Kevin Stallings  
**Record at Vanderbilt:** 313-135, 11th  
**Overall Record:** 336-198, 17th year

## Statistical Comparison

2009-10 Stats	MSU	VU
2009-10 Record	22-10	24-7
Conference Record	10-7	13-4
Scoring	72.8	78.1
Scoring Defense	64.6	69.2
Scoring Margin	+8.3	+8.8
Field Goal Pct.	43.8	47.4
Opp. FG Pct.	38.5	41.2
3-Point FG Pct.	36.3	36.6
Opp. 3-Point FG Pct.	32.1	33.6
Free Throw Pct.	68.5	72.9
Opp. FT Pct.	66.5	63.3
Rebounding Average	39.3	36.4
Opp. Rebounding Avg.	36.9	35.7
Rebound Margin	+2.4	+0.7
Assists	13.0	13.2
Turnovers	13.0	12.1
Turnover Margin	-1.6	-0.1
Steals	5.7	5.8
Blocked Shots	7.7	5.3

## Statistical Leaders

## Scoring

MSU	PPG	VU	PPG
Varnado .....	13.5	Beal .....	14.8
Johnson .....	13.5	Ogilvy .....	13.8

## Rebounding

MSU	RPG	VU	RPG
Varnado .....	10.4	Ogilvy .....	6.3
Augustus .....	5.7	Walker .....	5.5

## Assists

MSU	APG	VU	APG
Bost .....	5.3	Beal .....	3.2
Stewart .....	2.8	Tinsley .....	2.9

## Blocks

MSU	BPG	VU	BPG
Varnado .....	4.8	Ogilvy .....	1.5
Augustus .....	0.9	Ezeli .....	1.3

## Steals

MSU	SPG	VU	SPG
Bost .....	1.3	Taylor .....	1.2
Turner .....	1.3	Ogilvy .....	1.1

## Field Goal Percentage (200 minimum)

MSU	FG%	VU	FG%
Varnado .....	58.3	Ogilvy .....	51.5
Johnson .....	48.5	Taylor .....	50.2

## 3-Point FG Percentage (130 minimum)

MSU	3FG%	VU	3FG%
Johnson .....	40.9	Jenkins .....	47.6
Bost .....	35.5	Beal .....	37.6

## Free Throw Percentage (95 minimum)

MSU	FT%	VU	FT%
Augustus .....	79.2	Beal .....	80.0
Bost .....	72.6	Taylor .....	75.1

## VARNADO, STEWART SHARE THE SPOTLIGHT

Four years ago, Tennessee natives **Jarvis Varnado** and **Barry Stewart** came to Mississippi State as freshmen. On Feb. 24, 2010, against Alabama, this talented pair broke two impressive records.

Shortly after **Stewart** became MSU's all-time leader in made 3-pointers late in the second half, **Varnado** became the NCAA's all-time leader in blocked shots, breaking the mark of 535 held by former Louisiana-Monroe standout Wojciech Myrda, set from 1999-2002.

## MSU ENJOYS MORE NON-CONFERENCE SUCCESS

Including last year's 10-6 ledger against non-conference foes coupled with this year's 12-3 mark, MSU has compiled a dominant 133-42 (.760) record against non-conference opponents during the **Rick Stansbury** era (since 1998-99), including a 125-33 (.791) regular-season mark.

## MISSISSIPPI STATE'S RECORD WHEN . . .

During the **Rick Stansbury** era, the Bulldogs are: 200-30 when leading at halftime (18-3 this year); 175-33 (13-1) when shooting 45 percent or better from the field; 212-67 (22-6) when the opposition shoots less than 45 percent from the field; 199-72 (15-4) when out-rebounding or tying opponents; and 153-28 (13-3) when holding opponents to 65 points or less.

## MARCH RECORD UNDER STANSBURY

Including last year's 6-1 mark, coupled with this year's 2-1 ledger, the Bulldogs are 38-25 (.603) in the month of March since **Rick Stansbury** was named head coach.

Dating back to the 1988-89 season when Richard Williams was overseeing the program, Mississippi State owns a composite ledger of 52-44 (.542) in February.

## STEWART, VARNADO GET GAMES PLAYED RECORD; VARNADO SETS GAMES STARTED MARK

From 2000-03, Derrick Zimmerman played in 127 games. From 1980-83, Kalpatrick Wells started 110 games.

Both were school records at season's start. Both have fallen.

At Florida in February, **Jarvis Varnado** and **Barry Stewart** played in their 128<sup>th</sup> games, passing Zimmerman's mark. They each now have 137.

**Varnado** also drew his 111<sup>th</sup>-career start against Alabama, breaking Wells' record. He now has 115 starts.

## BOMBS AWAY . . . DOGS AIMING FOR RECORD

Last year, Mississippi State set a single-season record with 296 made 3-pointers. Today, the Bulldogs are likely to pass that mark.

MSU has already connected on 294 of its 811 attempts through the first 32 games after draining 10 against Florida. Also, the Bulldogs are nine attempts from breaking last season's school record of 819.

**Ravarn Johnson** leads MSU with 79 3-pointers on 193 attempts and is on pace to surpass his total of 83 from a year ago, the third-most in school history. Darryl Wilson currently holds the top two spots with 97 in 1996 and 94 in 1995.

MSU leads the SEC with an average of 9.2 made 3-pointers, while **Johnson's** 40.9 percent accuracy beyond the arc is fourth. Arkansas' Rotnei Clarke is tops at 42.7 percent. Johnson's 79 made treys are the fourth most in the SEC, while Clarke is first with 100.

## MSU'S STARTERS DOMINATE SCORING

In the Bulldogs' 32 games, the starters have scored 1,913 of MSU's 2,331 points. That's a percentage of 82.1.

Against South Carolina, MSU's bench failed to score for the first time this year. Then at Auburn, the bench totaled just two points before hitting 11 against Tennessee.

**BULLDOG BITES**

◆ Mississippi State spent quite some time on the road during non-SEC play this year.

After making the trip to Bowling Green, Ky., the total miles logged for the eight non-conference games away from Humphrey Coliseum were 13,735.4.

The eight away games were the most for MSU since having nine in 2004-05.

◆ Call December the perfect month.

MSU posted an 8-0 ledger in December, marking the third time with **Rick Stansbury** at the helm MSU has gone undefeated in December (2002-03 and 2003-04). Before that, perfection was last achieved in 1978-79.

◆ Against Auburn at Humphrey Coliseum, **Jarvis Varnado** became the first player in NCAA history to have 1,000 points, 1,000 rebounds and 500 blocked shots for a career. Against LSU, he also became just the second player to total 500 or more blocks.

He joins former Louisiana-Monroe stand-out Wojciech Mydra, who is second all-time with 535, in that distinctive category.

◆ Mississippi State isn't a team that fouls a lot. In fact, the Bulldogs are whistled for just 14.1 fouls a game, the second fewest in the nation.

◆ On Jan. 14 against Arkansas, **Varnado** became the first player in school history to record two triple-doubles with his 17 points, 12 rebounds and 10 blocks. In all, three have been recorded. Lawrence Roberts had the school's first on 11-21-04 against Nicholls State (18p, 11 r, 12a), while Jamont Gordon had the second on 2-21-07 against Vanderbilt (15p, 12r, 10a).

**Varnado's** first was on 1-15-08 against Kentucky (10p, 12r, 10b).

In SEC history, only 20 triple-doubles have been recorded. **Varnado**, Shaquille O'Neal (LSU), Roy Rogers (UA) and Nick Calathes (UF) are the only ones with two or more.

**MSU IN THE SEC & NCAA...****SEC Team Rankings**

<u>Category</u>	<u>Rank</u>
Scoring .....	7
Scoring Defense .....	1
Scoring Margin .....	5
Field Goal Pct. ....	10
Field Goal Pct. Defense.....	2
3-point FG Pct. ....	4
3-point FG Pct. Defense.....	3
3-point FG Made.....	1
Free Throw Pct. ....	7
Rebounding Offense.....	2
Rebounding Defense.....	10
Offensive Rebounds .....	10
Rebound Margin .....	3
Turnovers .....	7
Turnover Margin .....	11
Assists .....	10
Blocked Shots.....	1
Steals.....	12
Assist/Turnover Ratio .....	7

**SEC Individual Rankings**

<u>Category</u>	<u>Rank</u>
PPG .....	Johnson (20) Varnado (T21) Bost (25)
Rebs .....	Varnado (1) Augustus (18) Bost (24) Turner (28)
Off. Rebounds .....	Varnado (6)
Def. Rebounds.....	Varnado (1)
Assists .....	Bost (2)
Blocks.....	Varnado (1)
FG Pct. ....	Varnado (2) Johnson (8)
3-point FG Pct. ....	Johnson (4)
FT Pct. ....	Augustus (8)
3-pointers Made.....	Johnson (4)
Minutes Played .....	Bost (3) Stewart (5)

**NCAA Rankings**

Personal fouls.....	2	FG pct. def.....	10
3-pointers made.....	6	Scoring defense.....	77
Blocked shots .....	3	Scoring margin .....	51

**DECADE OF DOMINANCE**

◆ Mississippi State is off to its best start in school history to begin a new decade

The 22 wins surpass the win total of 16 the Bulldogs opened the 1990s with in 1989-90.

MSU is coming off their best decade as they won 211 games from 2000-09.

**A Look At The Top 3 Decades**

<u>Decade</u>	<u>W</u>	<u>L</u>	<u>Pct.</u>
2000s	211	115	.647
1990s	177	125	.586
1960s	141	115	.551

**Statistical Differences In Wins and Losses**

<u>Wins</u>	<u>Stat</u>	<u>Losses</u>
76.2	Points .....	65.5
61.0	Opp. Points .....	72.4
+15.2	Scoring Margin .....	-6.9
47.2	FG% .....	36.9
36.5	Opp. FG% .....	43.5
40.1	3FG% .....	28.7
31.4	Opp. 3FG % .....	33.9
69.5	FT% .....	66.1
64.9	Opp. FT% .....	68.2
39.9	Rebounds .....	38.1
35.5	Opp. Rebounds.....	40.2
+4.5	Rebounding Margin.....	-2.1
13.5	Assists .....	11.7
13.0	Turnovers .....	13.0
6.0	Steals .....	4.8
8.6	Blocks .....	5.5

**What Stands Out**

✓ MSU averages 10.7 more points in wins.

✓ MSU gives up 11.4 more points in a loss.

✓ State shoots 10.3 percentage points better in wins.

✓ The Bulldogs average just as many TOs in losses as wins.

✓ Mississippi State collects 1.2 more steals in wins.



# MISSISSIPPI STATE BY THE NUMBERS

## GAME-BY-GAME SPECIALTY STATS (MSU First)

<u>Opponent</u>	<u>Bench</u>	<u>Paint</u>	<u>Off TO</u>	<u>2nd Chance</u>	<u>Fast Break</u>
Rider	12/13	30/36	3/20	8/13	4/8
SE Louisiana	12/22	30/28	16/10	17/4	4/2
Bethune-Cookman	18/26	32/22	19/17	11/2	4/2
UT-Pan Am	22/20	36/20	9/9	14/8	2/4
Richmond	8/7	21/22	10/14	22/4	0/2
Old Dominion	3/9	16/28	16/10	12/11	2/4

St. Bonaventure	26/30	34/34	17/10	10/7	2/2
DePaul	23/5	20/16	20/9	13/9	2/6
UCLA	15/12	26/26	9/11	7/13	7/15
Wright State	17/7	22/10	19/18	5/17	5/3
Houston	3/9	22/20	5/18	11/9	3/9
Centenary	31/21	28/14	18/4	20/3	8/2

MVSU	18/17	22/20	13/3	12/15	4/0
San Diego	15/6	14/2	17/21	11/9	0/0
Western Kentucky	2/22	20/20	8/18	8/4	5/9
Ole Miss	7/38	24/36	9/19	14/16	12/6
Arkansas	15/13	30/42	14/15	9/15	2/0
Georgia	18/14	28/56	19/11	7/20	8/8

Alabama	2/7	28/27	11/12	17/9	2/7
Arkansas	5/14	28/22	8/21	17/7	6/10
LSU	22/8	22/10	17/4	14/5	4/2
Vanderbilt	14/22	26/30	13/16	11/13	4/14
Florida	5/10	26/34	22/8	9/12	6/2
Ole Miss	11/25	30/30	13/21	8/23	8/8

Auburn	21/9	32/28	5/13	13/10	4/6
Kentucky	5/17	30/36	11/13	22/18	2/4
LSU	25/12	18/16	7/14	6/17	2/0
Alabama	15/9	30/34	15/15	5/6	8/4
South Carolina	0/14	22/34	12/14	10/4	9/6
Auburn	2/11	28/32	13/11	11/15	4/2
Tennessee	11/24	20/48	12/21	11/12	0/6

Florida (SECT)	11/9	26/24	14/15	2/12	6/4
Vanderbilt (SECT)					
NCAA Tournament					

## GAME-BY-GAME LEAD/DEFICIT

<u>Opponent</u>	<u>Largest Lead</u>	<u>Largest Deficit</u>	<u>Final Score</u>
Rider	11-2, 11:57 (1st)	82-69, 1:54 (2nd)	L, 88-74
SE Louisiana	79-61, 1:19 (2nd)	Never trailed	W, 82-67
Bethune-Cookman	67-45, 1:29 (2nd)	16-15, 8:37 (1st)	W, 67-51
UT-Pan Am	75-50, 0:21 (2nd)	Never trailed	W, 75-50
Richmond	62-57, 2:07 (2nd)	18-4, 11:52 (1st)	L, 63-62
Old Dominion	69-55, 0:12 (2nd)	4-0, 17:13 (1st)	W, 69-55

St. Bonaventure	105-50, 2:20 (2nd)	Never trailed	W, 105-53
DePaul	61-30, 9:15 (2nd)	Never trailed	W, 76-45
UCLA	45-21, 19:07 (2nd)	Never trailed	W, 72-54
Wright State	59-52, 15:10 (2nd)	Never trailed	W, 80-69
Houston	43-34, 10:00 (2nd)	24-15, 9:29 (1st)	W, 70-64
Centenary	84-41, 5:07 (2nd)	7-6, 15:47 (1st)	W, 88-51

MVSU	51-22, 16:41 (2nd)	4-0, 17:57 (1st)	W, 73-45
San Diego	58-46, 7:35 (2nd)	7-2, 16:16 (1st)	W, 77-68
Western Kentucky	26-20, 3:19 (1st)	51-39, 5:32 (2nd)	L, 55-52
Ole Miss	20-8, 13:21 (1st)	48-39, 17:28 (2nd)	W, 80-75
Arkansas	37-19, 6:45 (1st)	Never trailed	W, 80-82
Georgia	72-69, :39 (2nd)	67-54, 4:16 (2nd)	W, 72-69

Alabama	48-46, 7:32 (2nd)	46-34, 11:20 (2nd)	L, 62-57
Arkansas	27-15, 1:46 (1st)	65-59, 0:30 (2nd)	L, 67-62
LSU	67-49, :11 (2nd)	Never trailed	W, 67-51
Vanderbilt	15-13, 12:03 (1st)	48-34, 17:38 (2nd)	L, 75-72
Florida	7-2, 18:00 (1st)	61-49, 2:40 (2nd)	L, 69-62
Ole Miss	53-38, 12:57 (2nd)	18-12, 11:07 (1st)	W, 71-63

Auburn	85-75, :31 (ot)	31-17, 9:08 (1st)	W, 85-75 ot
Kentucky	67-60, 3:00 (2nd)	29-22, 4:14 (1st)	L, 81-75 ot
LSU	21-14, 3:34 (1st)	9-6, 9:25 (1st)	W, 60-59
Alabama	54-43, 9:51 (2nd)	16-12, 10:50 (1st)	W, 74-66
South Carolina	60-44, 9:32 (2nd)	6-5, 15:01 (1st)	W, 76-63
Auburn	2-2, 19:37 (1st)	46-35, 1:20 (1st)	L, 89-80
Tennessee	Never led	17-0, 14:25 (1st)	L, 75-59

Florida (SECT)	58-39, 15:31 (2nd)	Never trailed	W, 75-69
Vanderbilt (SECT)			
NCAA Tournament			

## 2009-10 Bulldog Bites

### VARNADO SECOND WITH 17 DOUBLE-DOUBLES

●Senior **Jarvis Varnado** is second in the SEC with 17 double-doubles this season. His 32 career double-doubles leads all active players in the conference.

### OVERCOMING MAJOR DEFICITS

●Against Auburn and Georgia earlier this year, MSU rallied from 13 and 14 points down, respectively, to win. Three times last year, MSU rallied from double-digit deficits – Arkansas (15) and South Carolina twice (10 both times, including SEC Tournament). The most a **Rick Stansbury**-coached team has battled back from is 20 (Kentucky, 1-5-02).

### AS THE MEN DO, SO DO THE WOMEN

●While the MSU men led the SEC and was second in the nation in blocked shots (7.5) per outing last year, the Lady Bulldogs (6.2) finished tops in the SEC and fifth nationally. Varnado led the nation with 170 and Lady Bulldog stand-out Chanel Mokango was ninth with 97. MSU was the only power conference school where the men and the women led their conference in blocked shots.

### SEC ROAD WINS/PERCENTAGE SINCE 1998-99

<u>Team</u>	<u>Record</u>	<u>Pct.</u>
1. Kentucky .....	58-38 .....	.604
2. Florida .....	49-47 .....	.510
3. Tennessee .....	43-53 .....	.448
4. Mississippi State .....	34-62 .....	.354
5. LSU .....	32-64 .....	.333
6. Vanderbilt .....	27-69 .....	.281
7. Alabama .....	26-70 .....	.271
8. Auburn .....	25-71 .....	.260
9. South Carolina .....	22-74 .....	.229
T10. Georgia .....	21-75 .....	.219
T10. Ole Miss .....	21-75 .....	.219
12. Arkansas .....	20-76 .....	.208

# MISSISSIPPI STATE BY THE NUMBERS

## MSU'S 2009-10 RECORD WHEN . . .

Leads at Halftime	18-3
Trails at Halftime	3-7
Is Tied at Halftime	1-0
Shoots 45% or better from the field	13-1
Shoots less than 45% from the field	9-9
Opp. shoots less than 45% from the field	22-6
Opp. shoots 45% or better from the field	0-4
Outrebounds (or ties) the opponent	15-4
Outrebounded by the opponent	7-6
Fewer (or ties) TOs than opponent	8-6
More TOs than opponent	14-4
Holds opponents to 65 points or less	13-3
In games decided by 10 points or less	9-8

## MSU'S 2009-10 RECORD IN . . .

All Games	22-10
Home Games	12-3
Road Games	5-6
Neutral-sites	5-1
Non-SEC Games	12-3
Non-SEC Home Games	6-1
Non-SEC Road Games	2-1
Non-SEC Neutral-site Games	4-1
SEC Games	9-7
SEC Home Games	6-2
SEC Road Games	3-5
SEC Tournament	1-0
Games vs. SEC Western Division	8-3
Games vs. SEC Eastern Division	2-4
November Games	4-2
December Games	8-0
January Games	4-3
February Games	5-3
March Games	1-2
Monday Games	1-1
Tuesday Games	2-1
Wednesday Games	2-2
Thursday Games	5-1
Friday Games	1-2
Saturday Games	11-3
Sunday Games	0-0
Overtime Games	1-1
Television Games	14-9
Games vs. Ranked Opponents	1-3

## MISC. 2009-10 TEAM STATS

### Largest Lead Surrendered in Loss:

12, at Arkansas (1-28-10)

### Largest Deficit Overcome in Win:

14, vs. Auburn (2-13-10)

### Largest Lead at Anytime:

55, vs. St. Bonaventure (12-5-09)

### Largest Deficit Anytime:

17, vs. Tennessee (3-6-10)

## MISCELLANEOUS MSU INDIVIDUAL STATISTICS

**Games Scoring in Double Figures:** Varnado 28, Stewart 25, Johnson 25, Bost 23, Augustus 13, Turner 4, Osby 2

**Games Scoring 20-plus Points:** Bost 7, Johnson 4, Varnado 3, Stewart

**Games Scoring 30-plus Points:** Bost 1

**Games Rebounding in Double Figures:** Varnado 18, Augustus 3, Turner

**Games With Double Figures in Assists:** Bost

**Games With Double-Doubles:** Varnado 17, Augustus, Turner

**Games With Triple-Doubles:** Jarvis Varnado

**Games As Team High Scorer (or co-leader):** Johnson 13, Bost 10, Varnado 7, Stewart 4, Turner 2, Augustus 2

**Games As Team High Rebounder (or co-leader):** Varnado 26, Bost 4, Augustus 4, Turner 3, Johnson 2, Benock

**Games As Team Leader in Assists (or co-leader):** Bost 23, Stewart 5, Turner 4, Osby

**Games As Team Leader in Steals (or co-leader):** Turner 11, Bost 10, Stewart 9, Varnado 5, Benock 5, Augustus 4, Johnson 3

**Games As Team Leader in Turnovers (or co-leader):** Bost 19, Varnado 7, Stewart 3, Osby 3, Benock 2, Johnson 2, Augustus 2, Turner, Riek, Luczak

## MSU'S RECORD BY STARTING LINEUP

Bost, Stewart, Johnson, Varnado, Augustus	17-9
Bost, Stewart, Johnson, Varnado, Turner	3-0
Bost, Stewart, Osby, Varnado, Augustus	2-1


## GAME-BY-GAME STARTERS

Opponent	Date	Guard	Guard	Guard	Forward	Forward	Record
Rider	11/13/09	Bost	Stewart	Johnson	Augustus	Varnado	0-1
SE Louisiana	11/19/09	Bost	Stewart	Johnson	Turner	Varnado	1-1
Bethune-Cookman	11/21/09	Bost	Stewart	Johnson	Turner	Varnado	2-1
UT-Pan Am	11/24/09	Bost	Stewart	Johnson	Turner	Varnado	3-1
Richmond	11/27/09	Bost	Stewart	Johnson	Augustus	Varnado	3-2
Old Dominion	11/28/09	Bost	Stewart	Johnson	Augustus	Varnado	4-2
St. Bonaventure	12/05/09	Bost	Stewart	Johnson	Augustus	Varnado	5-2
DePaul	12/10/10	Bost	Stewart	Johnson	Augustus	Varnado	6-2
UCLA	12/12/09	Bost	Stewart	Johnson	Augustus	Varnado	7-2
Wright State	12/16/09	Bost	Stewart	Johnson	Augustus	Varnado	8-2
Houston	12/19/09	Bost	Stewart	Johnson	Augustus	Varnado	9-2
Centenary	12/22/09	Bost	Stewart	Johnson	Augustus	Varnado	10-2
MVSU	12/28/09	Bost	Stewart	Johnson	Augustus	Varnado	11-2
San Diego	12/31/09	Bost	Stewart	Johnson	Augustus	Varnado	12-2
Western Kentucky	1/04/10	Bost	Stewart	Johnson	Augustus	Varnado	12-3
Ole Miss	1/09/10	Bost	Stewart	Johnson	Augustus	Varnado	13-3
Arkansas	1/14/10	Bost	Stewart	Johnson	Augustus	Varnado	14-3
Georgia	1/16/10	Bost	Stewart	Johnson	Augustus	Varnado	15-3
Alabama	1/23/10	Bost	Stewart	Johnson	Augustus	Varnado	15-4
Arkansas	1/28/10	Bost	Stewart	Johnson	Augustus	Varnado	15-5
LSU	1/30/10	Bost	Stewart	Johnson	Augustus	Varnado	16-5
Vanderbilt	2/03/10	Bost	Stewart	Johnson	Augustus	Varnado	16-6
Florida	2/06/10	Bost	Stewart	Johnson	Augustus	Varnado	16-7
Ole Miss	2/11/10	Bost	Stewart	Johnson	Augustus	Varnado	17-7
Auburn	2/13/10	Bost	Stewart	Johnson	Augustus	Varnado	18-7
Kentucky	2/16/10	Bost	Stewart	Osby	Augustus	Varnado	18-8
LSU	2/20/10	Bost	Stewart	Osby	Augustus	Varnado	19-8
Alabama	2/24/10	Bost	Stewart	Osby	Augustus	Varnado	20-8
South Carolina	2/27/10	Bost	Stewart	Johnson	Augustus	Varnado	21-8
Auburn	3/03/10	Bost	Stewart	Johnson	Augustus	Varnado	21-9
Tennessee	3/06/10	Bost	Stewart	Johnson	Augustus	Varnado	21-10
Florida (SECT)	3/12/10	Bost	Stewart	Johnson	Augustus	Varnado	22-10
Vanderbilt (SECT)	3/13/10						
NCAA Tournament							

## Win-Loss Differential

Diff.	1	2	3	4	5	6	7	8	9	10	11	12	13	14	15	16	17	18	19	20	21	22	23	24	25+
Won	1	1	1	1	2	2	2	1	1	1	1	1	1	1	2	1									5
Lost	1		2		2	1	1		1				1		1										

# MEET THE HEAD COACH



**Rick Stansbury, 12th year**

Consistency is a key ingredient to the recent success enjoyed by the Mississippi State University basketball program, one that is stressed in the players' daily activities on and off the basketball floor that has translated into the program's recent run of national prominence gained under head coach Rick Stansbury.

That consistency was brought to the forefront two years ago when MSU's 12th-year head basketball coach became the all-time winningest basketball coach in school history, surpassing Richard Williams' mark of 191. Now with a 12-year coaching record of 253-138 at the Bulldog helm, the 14th-most wins in SEC history, Stansbury has guided nine State squads (6 NCAA & 3 NIT) to postseason tournament appearances and now nine clubs to 20-plus wins campaigns.

MSU has averaged 21 wins the last six years (2005-10), including winning an outright SEC overall championship in 2004, along with back-to-back SEC West crowns in the 2003-2004 and 2007-2008 seasons and another in 2010, and SEC Tournament title in 2002 and 2009.

Most recently, Stansbury piloted last year's 23-13 State squad to its second SEC Tournament crown since 2002 en route to advancing to the NCAA Tournament in Portland, Ore. From 2001-05, he guided MSU to five-consecutive postseason tournament appearances for the first time in school history, including a streak of four straight NCAA Tournament berths from 2002 through 2005.

## THE RICK STANSBURY FILE

### Head Coach

Year	Record	Pct.	SEC	Pct.	Postseason
1998-99	20-13	.606	8-8	.500	NIT/First Round
1999-00	14-16	.467	5-11	.313	
2000-01	18-13	.581	7-9	.438	NIT/Quarters
2001-02	27-8	.771	10-6	.625	NCAA/Second Round
2002-03	21-10	.677	9-7	.563	NCAA/First Round
2003-04	26-4	.867	14-2	.875	NCAA/Second Round
2004-05	23-11	.676	9-7	.563	NCAA/Second Round
2005-06	15-15	.500	5-11	.313	
2006-07	21-14	.600	8-8	.500	NIT/Semifinals
2007-08	23-11	.676	12-4	.750	NCAA/Second Round
2008-09	23-13	.639	9-7	.563	NCAA/First Round
2009-10	22-10	.688	9-7	.563	
<b>Totals</b>	<b>253-138</b>	<b>.647</b>	<b>105-87</b>	<b>.547</b>	

### Assistant Coach

Year	Record	Pct.	SEC	Pct.	Postseason
1990-91	20-9	.690	13-5	.722	NCAA/First Round
1991-92	15-13	.536	7-9	.438	
1992-93	13-16	.448	5-11	.313	
1993-94	18-11	.621	9-7	.563	NIT/First Round
1994-95	22-8	.733	12-4	.750	NCAA/Sweet 16
1995-96	26-8	.765	10-6	.625	NCAA/Final Four
1996-97	12-18	.400	6-10	.375	
1997-98	15-15	.500	4-12	.250	
<b>Totals</b>	<b>141-98</b>	<b>.590</b>	<b>66-74</b>	<b>.471</b>	<b>3 NCAA, 1 NIT</b>

### ALL-TIME WINNINGEST SEC COACHES

1. Adolph Rupp, UK	875
2. Dale Brown, LSU	448
T3. C.M. Newton, Bama/Vandy	340
T3. Harry Rabenhorst, LSU	340
5. Billy Donovan, UF	329
T6. Tubby Smith, UG/UK	308
<b>14. Rick Stansbury, MSU</b>	<b>253</b>

### ALL-TIME SEC DIVISIONAL TITLES

1. Tubby Smith, UK	7
<b>2. Rick Stansbury, MSU</b>	<b>5</b>

## STANSBURY TEAMS IN THE SEC TOURNAMENT

### SEC TOURNAMENT FINAL APPEARANCES

Kentucky	5
Arkansas	4
Florida	4
<b>MISSISSIPPI STATE</b>	<b>3</b>
Alabama	1
Arkansas	1
Auburn	1
Georgia	1
Ole Miss	1
Tennessee	1

### SEC TOURNAMENT SEMIFINAL APPEARANCES

<b>MISSISSIPPI STATE</b>	<b>7</b>
Kentucky	7
LSU	6
Arkansas	5
Florida	5
Auburn	4
South Carolina	4
Tennessee	3
Alabama	2
Ole Miss	2
Vanderbilt	2
Georgia	1

### TOP SEC TOURNAMENT RECORDS

Kentucky	19-7
Florida	17-9
<b>MISSISSIPPI STATE</b>	<b>15-9</b>
Arkansas	13-11
South Carolina	11-12
LSU	10-12
Alabama	9-12
Georgia	7-10
Auburn	6-12
Vanderbilt	7-11
Tennessee	8-11
Ole Miss	6-12



## 2009-10 MISSISSIPPI STATE ROSTER

## National Polls

(March 8, 2010)

## Associated Press

1. Kansas
2. Kentucky
3. Syracuse
4. Duke
5. Ohio State
6. Purdue
7. West Virginia
8. New Mexico
9. Kansas State
10. Villanova
11. Michigan State
12. Butler
13. Wisconsin
14. Brigham Young
15. Tennessee
16. Pittsburgh
17. Temple
18. Gonzaga
19. Maryland
20. Vanderbilt
21. Baylor
22. Georgetown
23. Texas A&M
24. Xavier
25. UTEP

## USA Today/ESPN

1. Kansas
2. Kentucky
3. Syracuse
4. Duke
5. Purdue
6. West Virginia
7. Ohio State
8. New Mexico
9. Kansas State
10. Villanova
11. Michigan State
12. Butler
13. Tennessee
14. Gonzaga
15. Brigham Young
16. Pittsburgh
17. Temple
18. Wisconsin
19. Maryland
20. Baylor
21. UTEP
22. Georgetown
23. Vanderbilt
24. Texas A&M
25. Northern Iowa

No.	Name	Pos.	Ht.	Wt.	Yr.	Exp.	Hometown (Prev School)
1	Renardo Sidney^	F	6-10	270	Fr.	HS	Jackson, MS (Fairfax [CA])
2	Ravern Johnson	G	6-7	175	Jr.	2L	Lyon, MS (Coahoma County HS)
3	Dee Bost	G	6-2	170	So.	1L	Concord, NC (Hargrave Military Academy)
4	Twany Beckham*	G	6-5	190	So.	1L	Louisville, KY (New Hampton [NH] School)
5	Romero Osby	F	6-8	230	So.	1L	Meridian, MS (Northeast Lauderdale HS)
10	Shaun Smith	G	6-6	195	Fr.	HS	Brooksville, MS (Noxubee County HS)
12	Charles Parker	G	5-10	154	Fr.	HS	McKinney, TX (McKinney HS)
15	Riley Benock	G	6-4	180	Jr.	2L	Battletown, KY (Meade County HS)
20	Taylor Luczak	F	6-8	220	So.	1L	Glens Falls, NY (Glen Falls HS)
21	Baxter Price	G	5-9	145	Fr.	HS	Brandon, MS (Northwest Rankin HS)
22	Barry Stewart	G	6-3	170	Sr.	3L	Shelbyville, TN (Shelbyville Central HS)
24	Kodi Augustus	F	6-8	220	Jr.	2L	Baton Rouge, LA (Maine Central Institute)
25	Phil Turner	G	6-3	170	Jr.	2L	Grenada, MS (Grenada HS)
30	Wendell Lewis	C	6-8	240	Fr.	HS	Selma, AL (Selma HS)
32	Jarvis Varnado	F	6-9	230	Sr.	3L	Brownsville, TN (Haywood HS)
33	Brandon Bolen*	G	6-3	195	Jr.	2L	Madison, MS (Madison-Ridgeland Academy)
45	Elgin Bailey	F	6-8	265	Jr.	2L	New Orleans, LA (Belaire HS)
50	John Riek	F	7-1	242	Fr.	HS	Khartoum, Sudan (IMG Academy [FL])

\* Is redshirted this year; ^ Ineligible

## COACHING STAFF

**Head Coach:** Rick Stansbury**Assistant Coach:** Robert Kirby**Assistant Coach:** Phil Cunningham**Assistant Coach:** Marcus Grant**Director of Operations:** Talvis Franklin

## SUPPORT STAFF

**Athletic Trainer:** Scott Johnson**Strength & Conditioning:** Richard Akins**Basketball Media Relations Director:** Gregg Ellis

## PRONUNCIATION GUIDE

**Kodi Augustus:** CO-dee**Twany Beckham:** TWAH-nee**Riley Benock:** BEE-knock**Ravern Johnson:** RAY-vern**Wendell Lewis:** WIN-dell**Taylor Luczak:** LOU-sack**Romero Osby:** Ro-mare-oh OZ-bee**John Riek:** REEK**Jarvis Varnado:** Vur-NAR-doe

## AN INSIDE LOOK AT THE 2009-10 BULLDOGS

## SQUAD BREAKDOWN

## BY CLASS

## Seniors (2):

Barry Stewart, Jarvis Varnado

## Juniors (6)

Kodi Augustus, Elgin Bailey,  
Riley Benock, Brandon Bolen,  
Ravern Johnson, Phil Turner

## Sophomores (4)

Twany Beckham, Dee Bost,  
Taylor Luczak, Romero Osby

## Freshman (6)

Wendell Lewis, Charles Parker,  
Baxter Price, John Riek,  
Renardo Sidney, Shaun Smith

## BIRTHDAYS

Barry Stewart (Feb. 4, 1988)  
Jarvis Varnado (March 1, 1988)  
Brandon Bolen (March 21, 1988)

Romero Osby (May 7, 1990)

Riley Benock (June 7, 1989)

Charles Parker (June 30, 1990)

Ravern Johnson (July 21, 1988)

Wendell Lewis (Sept. 21, 1989)

Dee Bost (Oct. 12, 1989)

Taylor Luczak (Oct. 15, 1988)

Elgin Bailey (Oct. 20, 1987)

Phil Turner (Oct. 27, 1987)

John Riek (Nov. 1, 1989)

Kodi Augustus (Nov. 2, 1987)

Baxter Price (Nov. 4, 1990)

Twany Beckham (Nov. 14, 1988)

Shaun Smith (Nov. 19, 1990)

Renardo Sidney (Dec. 6, 1989)

Rick Stansbury (Dec. 23, 1959)

## SQUAD BREAKDOWN BY

## STATE

## Mississippi (7)

Brandon Bolen, Ravern Johnson,

Romero Osby, Baxter Price,  
Renardo Sidney, Shaun Smith  
Phil Turner

## Tennessee (2)

Barry Stewart, Jarvis Varnado

## Kentucky (2)

Twany Beckham, Riley Benock

## Louisiana (2)

Kodi Augustus, Elgin Bailey

## Alabama (1)

Wendell Lewis

## North Carolina (1)

Dee Bost

## New York (1)

Taylor Luczak

## Texas (1)

Charles Parker

## GENERAL INFORMATION

Location: \_\_\_\_\_ Starkville, Mississippi  
 Founded: \_\_\_\_\_ February 28, 1878  
 Enrollment: \_\_\_\_\_ 18,601  
 Conference: \_\_\_\_\_ SEC (Western Division)  
 Nickname: \_\_\_\_\_ Bulldogs  
 Colors: \_\_\_\_\_ Maroon (PMS 202) & White  
 Arena: \_\_\_\_\_ Humphrey Coliseum (10,500)  
 President: \_\_\_\_\_ Dr. Mark E. Keenum  
 Director of Athletics: \_\_\_\_\_ Greg Byrne  
 Faculty Representative: \_\_\_\_\_ Dr. Steven C. Turner

## BASKETBALL HISTORY

First Year of Basketball: \_\_\_\_\_ 1908-09  
 Number of Seasons: \_\_\_\_\_ 98th  
 All-Time Record: \_\_\_\_\_ 1,270-1,054  
 All-Time SEC Record: \_\_\_\_\_ 534-682  
 Total Number of Head Coaches: \_\_\_\_\_ 18  
 Humphrey Coliseum Record: \_\_\_\_\_ 353-134  
 20-Win Seasons: \_\_\_\_\_ 16  
 NCAA Tournament Appearances: \_\_\_\_\_ 10  
 NCAA Tournament Record: \_\_\_\_\_ 11-10  
 NCAA Tournament Final Fours: \_\_\_\_\_ 1  
 (1996, lost to Syracuse 77-69 in semis)  
 NIT Appearances: \_\_\_\_\_ 6  
 NIT Record: \_\_\_\_\_ 6-6  
 NIT Final Fours: \_\_\_\_\_ 1  
 (2007, lost 63-62 to West Virginia in semis)  
 SEC Championships: \_\_\_\_\_ 6  
 (2004, 1991, 1963, 1962, 1961, 1959)  
 SEC Tournament Championships: \_\_\_\_\_ 3  
 (2009, 2002 and 1996)  
 SEC Tournament Record: \_\_\_\_\_ 26-46  
 SEC Western Division Titles: \_\_\_\_\_ 7  
 (2010, 2008, 2007, 2004, 2003, 1996, 1995)

## BASKETBALL STAFF

Head Coach: \_\_\_\_\_ Rick Stansbury  
 Alma Mater, Year: \_\_\_\_\_ Campbellsville, 1982  
 Record at MSU/Years: \_\_\_\_\_ 253-138/12  
 Career Record/Years: \_\_\_\_\_ 253-138/12  
 Phone: \_\_\_\_\_ 662-325-3800  
 Assistant Coach: \_\_\_\_\_ Robert Kirby  
 Assistant Coach: \_\_\_\_\_ Phil Cunningham  
 Assistant Coach: \_\_\_\_\_ Marcus Grant  
 Director of Operations: \_\_\_\_\_ Talvis Franklin  
 Video Coordinator: \_\_\_\_\_ Bennie Ashford  
 Strength Coach: \_\_\_\_\_ Richard Akins  
 Athletic Trainer: \_\_\_\_\_ Scotty Johnson  
 Administrative Asst.: \_\_\_\_\_ Suzanne Cook  
 Media Relations Contact: \_\_\_\_\_ Gregg Ellis  
 Office Phone: \_\_\_\_\_ 662-325-3595  
 Cell Phone: \_\_\_\_\_ 662-322-0145  
 Fax: \_\_\_\_\_ 662-325-3654  
 Email: \_\_\_\_\_ gellis@athletics.msstate.edu

## TEAM INFORMATION

2008-09 Overall Record \_\_\_\_\_ 23-13  
 2008-09 SEC Record \_\_\_\_\_ 9-7  
 SEC Finish: \_\_\_\_\_ 3rd (Western Division)  
 National Ranking: \_\_\_\_\_ n/a  
 Starters Returning/Lost: \_\_\_\_\_ 5/0  
 Letterwinners Returning/Lost: \_\_\_\_\_ 12/4  
 Newcomers: \_\_\_\_\_ 6  
 Roster (Sr./Jr./So./Fr.): \_\_\_\_\_ (2/6/4/6)

## MSU KNOWS HOW TO WIN GAMES AT 'THE HUMP'

Over the course of the last decade, Mississippi State's Humphrey Coliseum has become a difficult venue for opposing teams. Since the 2006-07 season, the Bulldogs have posted a 50-13 mark for an .794 winning percentage. With the 12-3 mark this year, the Bulldogs have reached twin-digit home wins during each of coach Rick Stansbury's 12 seasons at the MSU helm.

Mississippi State is now 147-36 (.803) overall at Humphrey Coliseum under Stansbury's direction, including a 71-25 (.740) SEC mark and a 76-11 (.874) record against non-conference opponents.

The Bulldogs have compiled a 35-season composite record of 353-134 (.725) at "The Hump" since Mississippi State's basketball facility opened prior to the 1975-76 campaign.

## TRACKING MSU' HOME SUCCESS UNDER RICK STANSBURY

Season	Overall		SEC		Non-SEC	
	Record	Win %	Record	Win %	Record	Win %
1998-99	12-2	.857	6-2	.750	6-0	1.000
1999-00	10-4	.714	4-4	.500	6-0	1.000
2000-01	13-4	.765	6-2	.750	7-2	.778
2001-02	13-1	.929	7-1	.875	6-0	1.000
2002-03	12-2	.857	7-1	.875	5-1	.833
2003-04	12-2	.857	6-2	.750	6-0	1.000
2004-05	11-2	.846	6-2	.750	5-0	1.000
2005-06	11-5	.688	5-3	.625	6-2	.750
2006-07	16-3	.842	6-2	.750	10-1	.909
2007-08	12-3	.800	7-1	.875	5-2	.714
2008-09	13-5	.722	5-3	.667	8-2	.750
2009-10	12-3	.800	6-2	.750	6-1	.857
<b>11-Year Totals</b>	<b>147-36</b>	<b>.803</b>	<b>71-25</b>	<b>.740</b>	<b>76-11</b>	<b>.874</b>

## A LOOK AT THE HISTORY OF HUMPHREY COLISEUM

LARGEST CROWDS  
AT THE HUMP

Crowd	Opponent	Date
10,788	Kentucky	2-16-10
10,735	Ole Miss	2-7-04
10,645	Ole Miss	2-23-02
10,541	Florida	1-7-03
10,458	Auburn	3-2-04
10,437	Alabama	2-21-04
10,432	Alabama	3-5-05
10,432	Kentucky	1-13-04
10,429	Ole Miss	2-15-03
10,421	Ole Miss	1-26-08
10,412	Ole Miss	1-13-09
10,338	Florida	1-24-07
10,315	Kentucky	1-9-96
10,303	LSU	3-2-91

INDIVIDUAL MSU  
RECORDS AT THE HUMP

## Most Points Scored

40, Rickey Brown (Auburn, 3-7-77)

## Most Rebounds

24, Wiley Peck (Alabama, 1-27-75)

## Most Assists

15, Al Perry (Vanderbilt, 1-29-77)

TEAM MSU  
RECORDS AT THE HUMP

## Most Points Scored

123, Troy State (12-5-95)

## Most Rebounds

75, Mississippi Valley St. (11-21-00)

## Most Consecutive Wins

14, 1-22-03 to 1-10-04



## EARLIER THIS YEAR VS. VANDERBILT

## Official Basketball Box Score -- Game Totals -- Final Statistics

## Mississippi State vs Vanderbilt

2/3/10 7 p.m. at Nashville, Tenn. (Memorial Gym)

## Mississippi State 72 • 16-6, 4-3 SEC

##	Player		Total		3-Ptr	Rebounds			PF	TP	A	TO	Blk	Stl	Min
			FG-FGA	FG-FGA	FT-FTA	Off	Def	Tot							
24	Kodi Augustus	f	6-12	0-2	3-6	3	1	4	3	15	0	2	0	1	21
32	Jarvis Varnado	f	4-10	0-0	4-4	6	8	14	4	12	0	3	9	0	34
02	Ravern Johnson	g	2-7	2-6	0-0	0	0	0	5	6	2	1	0	0	20
03	Dee Bost	g	3-14	3-12	3-4	1	1	2	3	12	1	6	0	1	34
22	Barry Stewart	g	5-14	2-8	1-1	2	4	6	2	13	2	1	0	4	37
05	Romero Osby		3-3	2-2	0-2	1	4	5	3	8	1	1	0	0	18
15	Riley Benock		0-0	0-0	0-0	0	0	0	0	0	0	0	1	0	11
25	Phil Turner		1-8	0-4	4-5	2	2	4	2	6	4	1	0	2	25
Team						5	0	5							
Totals			24-68	9-34	15-22	20	20	40	22	72	10	15	10	8	200

FG % 1st Half: 11-28 39.3% 2nd half: 13-40 32.5% Game: 24-68 35.3%  
 3FG % 1st Half: 5-18 27.8% 2nd half: 4-16 25.0% Game: 9-34 26.5%  
 FT % 1st Half: 4-6 66.7% 2nd half: 11-16 68.8% Game: 15-22 68.2%

Deadball  
Rebounds  
4

## Vanderbilt 75 • 17-4, 6-1 SEC

##	Player		Total		3-Ptr	Rebounds			PF	TP	A	TO	Blk	Stl	Min
			FG-FGA	FG-FGA	FT-FTA	Off	Def	Tot							
24	WALKER, Andre	f	1-4	0-0	0-2	2	2	4	4	2	4	1	0	1	23
44	TAYLOR, Jeffery	f	1-7	0-0	5-6	0	7	7	1	7	2	4	0	1	29
04	OGILVY, A.J.	c	6-13	0-0	4-5	5	2	7	4	16	1	3	1	1	21
00	BEAL, Jermaine	g	6-10	3-5	2-3	1	4	5	1	17	2	2	0	1	35
01	TINSLEY, Brad	g	3-6	1-2	4-6	0	2	2	1	11	3	2	1	2	29
03	EZELI, Festus		2-3	0-0	1-2	1	6	7	1	5	0	2	1	1	17
05	GOULBOURNE, Lance		2-3	0-0	1-1	0	2	2	2	5	0	3	0	0	15
21	MCCLELLAN, Darshawn		0-1	0-1	0-0	0	0	0	0	0	0	0	0	0	2
23	JENKINS, John		4-8	2-3	2-2	0	0	0	0	12	0	0	0	0	23
33	TCHIENGANG, Steve		0-1	0-0	0-0	1	1	2	3	0	0	0	1	0	6
Team						3	1	4							
Totals			25-56	6-11	19-27	13	27	40	17	75	12	17	4	7	200

FG % 1st Half: 12-27 44.4% 2nd half: 13-29 44.8% Game: 25-56 44.6%  
 3FG % 1st Half: 3-7 42.9% 2nd half: 3-4 75.0% Game: 6-11 54.5%  
 FT % 1st Half: 11-15 73.3% 2nd half: 8-12 66.7% Game: 19-27 70.4%

Deadball  
Rebounds  
6

Officials: Doug Shows, Bert Smith, Gary Maxwell

Technical fouls: Mississippi State-None. Vanderbilt-None.

Attendance: 14316

Score by periods	1st	2nd	Total
Mississippi State	31	41	72
Vanderbilt	38	37	75

Points	In Paint	Off T/O	2nd Chance	Fast Break	Bench
MS	26	13	11	4	14
VU	30	16	13	14	22

Last FG - MS 2nd-00:28, VU 2nd-04:00.

Largest lead - MS by 2 1st-12:03, VU by 14 2nd-17:38.

Score tied - 6 times.

Lead changed - 6 times.

# THE LAST TIME . . .

## THE LAST TIME AN MSU PLAYER ...

### Scored 30 or more points in a game:

32, Dee Bost vs. Auburn (2-13-10)

### Scored 34 or more points in a game:

34, Charles Rhodes vs. Oregon (3-21-08)

### Scored 35 or more points in a game:

36, Jeff Malone at Ole Miss (2-19-83)

### Scored 37 or more points in a game:

39, Jeff Malone vs. Alabama (1-31-83)

### Scored 40 or more points in a game:

40, Rickey Brown vs. Auburn (3-7-77)

### Scored 20+ points in back-to-back games:

Dee Bost (22 vs. Kentucky 2-16-10; 32 vs. Auburn on 2-13-10)

### Scored 20+ points in three-consecutive games:

Jarvis Varnado (21 vs. South Alabama; 23 vs. Cincinnati; 24 vs. Nicholls, 2008-09)

### Scored 20+ points in five-consecutive games:

Jeff Malone, 1982-83 (11 consecutive)

### Scored 30+ points in back-to-back games:

Jeff Malone (36 at Ole Miss & 30 vs. Georgia, 1982-83)

### Scored 30+ points in three-consecutive games:

Jeff Malone (33 at LSU; 36 at Ole Miss & 30 vs. Georgia, 1982-83)

### Made 10 field goals in a game:

10, Jarvis Varnado vs. LSU (2-11-09)

### Made 11 field goals in a game:

11, Dee Bost vs. Auburn (2-13-10)

### Made 12 field goals in a game:

12, Raven Johnson vs. UCLA (12-12-09)

### Made 13 field goals in a game:

13, Horatio Webster vs. SW Missouri St. (11-23-97)

### Made 14 field goals in a game:

14, Cameron Burns at Georgia (1-17-90)

### Made 15 or more field goals in a game:

16, Raymond Brown vs. Florida (3-2-85)

### Attempted 20 field goals in a game:

20, Dietric Slater at Georgia (2-24-07)

### Attempted 21 or more field goals in a game:

21, Dee Bost vs. Kentucky (2-16-10)

### Attempted 23 or more field goals in a game:

24, Horatio Webster vs. UT Martin (12-20-97)

### Attempted 25 field goals in a game:

25, Chuck Evans at Alabama (3-6-93)

### Attempted 26 field goals in a game:

26, Tony Watts at Ole Miss (2-22-92)

### Attempted 27 or more field goals in a game:

28, Jeff Malone vs. Vanderbilt (1-8-83)

### Made six 3-pointers in a game:

6, Dee Bost vs. Old Dominion (11-28-09)

### Made seven 3-pointers in a game:

7, Dee Bost vs. Auburn (2-13-10)

### Made eight or more 3-pointers in a game:

8, Winsome Frazier vs. UMKC (11-23-04)

### Attempted 11 3-pointers in a game:

11, Barry Stewart at Auburn (3-3-10)

### Attempted 12 3-pointers in a game:

12, Dee Bost vs. Auburn (2-13-10)

### Attempted 13 or more 3-pointers in a game:

15, Winsome Frazier vs. UMKC (11-23-04)

### Attempted 16 or more 3-pointers in a game:

17, Darryl Wilson vs. Alabama (3-4-95)

### Made 14 or more free throws in a game:

14, Charles Rhodes vs. Oregon (3-21-08)

### Made 15 or more free throws in a game:

18, Rich Knarr vs. Auburn (2-19-73)

### Attempted 17 free throws in a game:

17, Jarvis Varnado at Houston (12-19-09)

### Attempted 18 free throws in a game:

18, Charles Rhodes vs. Oregon (3-21-08)

### Attempted 19 free throws in a game:

19, Carl Nichols vs. SE La. (12-1-88)

### Had 16 rebounds in a game:

16, Kodi Augustus at Houston (12-19-09)

### Had 17 rebounds in a game:

17, Jarvis Varnado at San Diego (12-31-09)

### Had 18 or more rebounds in a game:

21, Wesley Morgan vs. SE La. (11-28-05)

### Had 22 or more rebounds in a game:

23, Rickey Brown vs. Vanderbilt (12-6-79)

### Had 24 or more rebounds in a game:

24, Wiley Peck vs. Alabama (1-27-79)

### Had 10 or more offensive rebounds in a game:

10, Wesley Morgan vs. SE La. (11-28-05)

### Had 10 defensive rebounds in a game:

10, Jarvis Varnado at USC (2-27-10)

### Had 11 defensive rebounds in a game:

11, Jarvis Varnado vs. Auburn (2-13-10)

### Had 12 or more defensive rebounds in a game:

15, Jarvis Varnado at San Diego (12-31-09)

### Had 10 assists in a game:

10, Dee Bost vs. Alabama (1-14-09)

### Had 11 assists in a game:

11, Dee Bost vs. Wright State (12-16-09)

### Had 14 assists in a game:

14, Gary Ervin vs. Florida A&M (12-20-04)

### Had 15 or more assists in a game:

16, Chuck Evans at UMKC (2-23-93)

### Had 10 or more turnovers in a game:

10, Charles Rhodes vs. Nicholls (11-11-06)

### Had five or more blocks in a game:

5, Jarvis Varnado vs. Georgia (2-13-10)

### Had seven blocks in a game:

7, Jarvis Varnado at LSU (2-20-10)

### Had eight blocks in a game:

8, Jarvis Varnado vs. Alabama (2-24-10)

### Had nine blocks in a game:

9, Jarvis Varnado at Vanderbilt (2-3-10)

### Had 10 blocks in a game:

10, Jarvis Varnado vs. Arkansas (1-14-10)

### Had 10+ blocks in two consecutive games:

Jarvis Varnado (10 vs. Georgia & 10 vs. Kentucky, 2007-08)

### Had five steals in a game:

5, Barry Stewart vs. Kentucky (2-16-10)

### Had six or more steals in a game:

6, Phil Turner vs. South Carolina (2-18-09)

## LAST TIME AN MSU TEAM...

### Scored 100 or more points:

105 vs. St. Bonaventure (12-05-09)

### Scored 100 or more points in an SEC game:

105 vs. Auburn (3-2-04)

### Allowed 100 or more points:

115 at Arkansas (2-20-93)

### Was held to 52 points or less:

52 at Western Kentucky (1-4-10)

### Was held to 51 points or less:

49 vs. Southern Illinois (11-23-07)

### Was held to 48 points or less:

36 vs. George Washington (12-8-96)

### Held opponent to 60 points or less:

59 at LSU (2-20-10)

### Held opponent to 57 points or less:

57 vs. LSU SECT (3-14-09)

### Held opponent to 55 points or less:

51 vs. LSU (1-30-10)

### Held opponent to 50 points or less:

50 vs. Texas-Pan American (11-24-09)

### Held opponent to 45 points or less:

45 vs. MVSU (12-28-09)

### Held opponent to 39 points or less:

39 at LSU (1-9-08)

### Shot 50 percent or better from the field:

.500 [26-52] at South Carolina (2-27-10)

### Shot 55 percent or better from the field:

.571 [28-49] vs. Florida SECT (3-12-10)

### Shot 60 percent or better from the field:

.630 [29-46] vs. Wright State (12-16-09)

### Shot 65 percent or better from the field:

.660 [35-53] vs. Western Kentucky (1-5-09)

### Was held to less than 35 percent from the field:

.339 [20-59] vs. Tennessee (3-6-10)

### Was held to less than 32 percent from the field:

.313 [21-67] at Arkansas (1-28-10)

### Held opp. to 35 percent or less from the field:

.340 [18-53] vs. LSU (1-30-10)

### Held opp. to 30 percent or less from the field:

.281 [18-64] vs. DePaul (12-10-09)

### Opponent shot 50 percent or better:

.500 (30 of 60) vs. Tennessee (3-6-10)

### Made 35 or more field goals:

37 vs. St. Bonaventure (12-5-09)

### Made 40 or more field goals:

40 vs. Auburn (3-2-04)

### Attempted 70 or more shots from the field:

70 vs. Kentucky (2-16-10)

### Attempted 80 or more shots from the field:

80 at Alabama (2-21-09)

### Attempted 40 or fewer shots from the field:

39 vs. Vanderbilt (2-12-05)

### Made 10 or more 3-pointers:

10 vs. Florida SECT (3-12-10)

### Made 12 3-pointers:

12 at Auburn (3-3-10)

### Made 13 3-pointers:

14 vs. Centenary (12-22-09)

### Made 16 3-pointers:

16 vs. St. Bonaventure (12-05-09)

### Did not make a 3-pointer:

[0-11] at Alabama (1-18-05)

### Made just one 3-pointer:

vs. Southeastern Louisiana (11-28-05)

### Made just two 3-pointers:

at Alabama (1-23-10)

### Attempted only 10 3-pointers:

10 vs. Alabama State (12-6-08)

### Attempted six 3-pointers or less:

6 at Ole Miss (1-29-03)

### Attempted 25 3-pointers:

25 vs. Wright State (12-16-09)

### Attempted 26 3-pointers:

26 at Arkansas (1-28-10)

### Attempted 27 or more 3-pointers:

28 at South Carolina (2-27-10)

### Attempted 30 or more 3-pointers:

30 vs. Tennessee (3-6-10)

### Attempted 35 or more 3-pointers:

35 vs. Kentucky (2-16-10)

### Made 30 or more free throws:

30 vs. Arkansas (1-15-05)

### Made 40 or more free throws:

41 vs. LSU (2-11-09)

# THE LAST TIME (CONTINUED) . . .

**Made 50 or more free throws:**

52 vs. LSU (2-11-09)

**Made fewer than five free throws:**

4 at Alabama (1-19-08)

**Made fewer than four free throws:**

1 at Kentucky (1-13-07)

**Attempted 35 or more free throws:**

35 vs. LSU SECT (3-15-09)

**Attempted 40 or more free throws:**

41 vs. Charlotte (11-29-06)

**Attempted fewer than 10 free throws:**

6 at LSU (2-20-10)

**Had 50 or more rebounds:**

50 vs. South Carolina SECT (3-13-09)

**Had 55 or more rebounds:**

58 vs. Troy (12-10-05)

**Had 59 or more rebounds:**

59 at Houston (12-19-09)

**Had 20 or more assists:**

20 vs. Centenary (12-22-09)

**Had 21 or more assists:**

22 vs. Auburn (2-27-08)

**Had 25 or more assists:**

25 vs. St. Bonaventure (12-05-09)

**Had 20 or more turnovers:**

20 vs. Washington St. (11-28-08)

**Had 21 or more turnovers:**

24 vs. St. Bonaventure (11-25-08)

**Had 25 turnovers:**

25 vs. UT Martin (11-17-07)

**Had 26 or more turnovers:**

31 at Kentucky (1-7-97)

**Had fewer than 10 turnovers:**

9 vs. Kentucky (2-16-10)

**Had fewer than five turnovers:**

4 vs. MVSU (12-28-09)

**Had 10 blocked shots:**

10 at Vanderbilt (2-3-10)

**Had 11 blocked shots:**

11 at Alabama (2-21-09)

**Had 12 blocked shots:**

12 vs. Alabama (2-24-10)

**Had 13 blocked shots:**

13 vs. Arkansas (1-14-10)

**Had 14 blocked shots:**

14 vs. Texas-Pan American (11-24-09)

**Had 16 blocked shots:**

16 vs. Georgia (1-12-08)

**Had 10 steals:**

10 at Alabama (2-21-09)

**Had 13 or more steals:**

13 at Georgia (1-24-09)

**Had 20 or more steals:**

20 vs. Nicholls State (11-17-01)

**Had 1 steal or less:**

0 vs. Richmond (11-27-09)

## BRYANT BECOMES FIRST MSU SIGNEE OF 2009-10 SIGNING CLASS

Mississippi State coach Rick Stansbury has announced his first signee of the 2009-10 class, standout guard Brian Bryant.

The 6-foot-3, 165-pound Albany, Ga., native is currently a sophomore at Northwest Florida State College, where he has guided his team to a 5-0 start and is averaging 20 points, 7.6 rebounds and 5.4 assists, while shooting 41 percent from 3-point territory.

Last year as a freshman, he was limited due to a hand injury.

Prior to enrolling at Northwest Florida, previously known as Okaloosa Walton, Bryant prepped four years at Dougherty High School, where he led his team to two regional titles and four playoff appearances.

As a senior, he averaged 29.6 points, 9.3 rebounds, 3.6 steals and 3.6 assists en route to garnering team MVP honors and earning Albany

Herald Play of the Year honors for the second-straight season.

He was also selected to play in the Georgia North-South All-Star Game.

"He is the complete package of talent, athleticism, character and work ethic," 13th-year Raiders coach Bruce Stewart said. "He is a winner."

Bryant chose MSU over Auburn and Southern Miss.

Bryant is the fifth NWF State College men's player to head to the SEC in the last three seasons, following in the footsteps of Auburn's Tay Waller and Johnnie Lett, Alabama's Charvez Davis and South Carolina's Johnndre Jefferson.

He's also the second player MSU signed from Northwest Florida, joining forward Branden Vincent, who played for the Bulldogs from 2003-04.

## MISSISSIPPI STATE QUICK HITS

✓ Against St. Bonaventure on 12-5-09, Mississippi State dished out 25 assists, the most since totaling the same against Loyola-Mary mount on 12-19-07.

✓ **Jarvis Varnado** now holds the NCAA career record with 546. Listed below are the Top 5 players all-time in NCAA history.

Player	School	Blocks
1. Jarvis Varnado	Mississippi State	546
2. Wojciech Myrda	Louisiana-Monroe	535
3. Adonal Foyle	Colgate	492
4. Tim Duncan	Wake Forest	481
5. Alonzo Mourning	Georgetown	453

## DID YOU KNOW . . .

MSU's recent nine-game winning streak in SEC play was its longest since winning 10 in a row from 2-22-60 to 2-11-61.



## CHARTING MSU RECORDS

### CAREER REBOUNDS

Name	Seasons	Total
1. Bailey Howell	1957-59	1,277
2. Rickey Brown	1977-80	1,092
3. Jarvis Varnado	2007-Present	1,060
4. Wiley Peck	1976-79	964

### CAREER 3-POINTERS MADE

Name	Seasons	Total
1. Barry Stewart	2007-Present	272
2. Darryl Wilson	1994-96	258
4. Ravern Johnson	2008-Present	169

### CAREER 3-POINTERS ATTEMPTED

Name	Seasons	Total
1. Barry Stewart	2007-Present	755
2. Darryl Wilson	1994-96	645
8. Ravern Johnson	2008-Present	427



# 2009, 2010 ALL-SEC & ALL-AMERICAN CANDIDATE

## Jarvis Varnado



**F • 6-9 • 230 • 3L**  
**Brownsville, TN**

- ✓ Named All-SEC on Tuesday and tabbed defensive player of the year for third-straight year.
- ✓ John R. Wooden Award finalist.
- ✓ Naismith Award finalist.
- ✓ Winner of 2009 Cellular South Howell Trophy.
- ✓ Is NCAA's all-time leading shot blocker with 546.
- ✓ Led the nation in blocked shots the past two seasons and is second now with 152.
- ✓ Broke Wojciech Myrda's NCAA career record of 535 blocks against Alabama.
- ✓ Became 31st MSU player to score 1,000 points for a career against St. Bonaventure.
- ✓ His 1,060 rebounds rank 3rd all-time.
- ✓ Leads MSU and the SEC in rebounding (10.4) and T1st scoring (13.5, T21st SEC).
- ✓ Streak of 20-straight made FTs ended at Western Kentucky.
- ✓ Two weeks ago, was named the SEC player of the week for the second time.
- ✓ Has a streak of 49-straight games with a block.

### Season Highs

- **Points:** 23, at San Diego (12-31-09)
- **FGM:** 8, twice (last: San Diego 12-31-09)
- **FGA:** 16, at Florida (2-6-10)
- **FTM:** 8, SE Louisiana (11-19-09)
- **FTA:** 17, at Houston (12-19-09)
- **Rebs:** 17, twice (last: San Diego 12-31-09)
- **Blocks:** 10, Arkansas (1-14-10)
- **Steals:** 3, SELA (11-19-09) & SBU (12-5-09)
- **Minutes:** 40, Auburn (2-13-10)
- **Double-Doubles:** 17
- **Triple-Doubles:** 1

### Career Highs

- **Points:** 31, LSU (2-11-09)
- **FGM:** 10, 3 times (last: LSU, 2-11-09)
- **FGA:** 18, LSU (1-21-09)
- **FTM:** 11, LSU (1-21-09)
- **FTA:** 17, at Houston (12-19-09)
- **Rebs:** 17, 3 times (last: at San Diego 12-31-09)
- **Blocks:** 10, 4 times (last: Arkansas, 1-14-10)
- **Steals:** 4, Georgia (1-24-09)
- **Minutes:** 40, twice (last: Auburn, 2-13-10)
- **Double-Doubles:** 32
- **Triple-Doubles:** 2


### Jarvis' Team-By-Team Blocks

Team	No.	Team	No.	Team	No.
Alabama	28	Loyola Marymount	10	Southeastern Louisiana	12
Alabama State	12	LSU	38	Southern Illinois	2
Arkansas	36	McNeese State	4	Tennessee	15
Auburn	26	Miami	11	Tennessee-Martin	3
Bradley	3	Miami (OH)	5	Texas A&M Corpus Christi	5
Bethune-Cookman	4	Memphis	5	Texas-Pan American	8
Centenary	11	Mississippi Valley State	8	Texas Tech	4
Charlotte	4	Missouri	5	UC-Irvine	2
Cincinnati	4	Murray State	3	UCLA	7
Clemson	6	New Orleans	7	Vanderbilt	14
DePaul	3	Nicholls	9	Washington	5
Fairleigh Dickinson	8	North Alabama	7	Washington State	4
Florida	14	Old Dominion	5	West Virginia	1
Florida State	1	Ole Miss	23	Western Kentucky	4
George Mason	4	Oregon	4	Winthrop	2
Georgia	24	Richmond	1	Wright State	6
Houston	8	Rider	7	<i>Most blocks Against..... LSU (38)</i>	
Kentucky	20	St. Bonaventure	10	<i>Blocks vs. SEC..... 248</i>	
Louisiana Lafayette	5	San Diego	8	<i>Non-Conference blocks..... 298</i>	
Louisiana Monroe	9	South Alabama	15		
Louisiana Tech	6	South Carolina	16		

### JARVIS VARNADO'S CAREER STATS

Year	GP-GS	Min/Avg	FG-FGA	Pct	3FM-3GA	Pct	FT-FTA	Pct	Rebs	PF-D	Asst	TQ	Blk	Stl	Pts/Avg
2006-07	35-13	473/13.5	75-116	.647	0-1	.000	24-45	.533	146-4.2	74-1	11	19	67	12	174/5.0
2007-08	34-34	968/28.5	109-170	.641	1-2	.500	50-100	.500	264-7.8	99-5	18	41	157	18	269/7.9
2008-09	36-36	1012/28.1	180-328	.549	0-1	.000	104-159	.654	317-8.8	83-2	28	60	170	22	464/12.9
2009-10	32-32	1010/31.6	162-278	.583	0-0	.000	108-177	.610	333-10.4	77-2	29	64	152	20	432/13.5
<b>TOTAL</b>	<b>137-115</b>	<b>3463/25.3</b>	<b>526-892</b>	<b>.590</b>	<b>1-4</b>	<b>.250</b>	<b>286-481</b>	<b>.595</b>	<b>1060-7.7</b>	<b>333-10</b>	<b>86</b>	<b>184</b>	<b>546</b>	<b>72</b>	<b>1339/9.8</b>

# A LOOK AT THE ALL-STAR CANDIDATES

**Barry Stewart****G • 6-3 • 170****Shelbyville, TN**


- ✓ Currently ranks 8th all-time in scoring with 1,552 career points.
- ✓ His 11.7 scoring average ranks fourth on the team.
- ✓ His 70 treys are 2nd-most on team.
- ✓ Against Alabama, broke Darryl Wilson's made 3-point record of 258.
- ✓ Against Georgia, became MSU's all-time leader in 3-pointers attempted, breaking Wilson's mark of 645.
- ✓ At Arkansas, broke Jeff Malone's minutes played record of 3,851.
- ✓ At Florida, he and Jarvis Varnado broke Derrick Zimmerman's games-played record of 127.

## Season Highs

- **Points:** 21, Wright State (12-16-09)
- **FGM:** 8, Wright State (12-16-09)
- **FGA:** 16, Kentucky (2-16-10)
- **3GM:** 5, twice (last: USC 2-27-10)
- **3GA:** 11, twice (last: at Auburn 3-3-10)
- **FTM:** 6, twice (last: Florida 3-12-10)
- **FTA:** 7, twice (last: Florida 3-12-10)
- **Rebs:** 6, 3 times (last: Auburn 2-13-10)
- **Assists:** 7, St. Bonaventure (12-5-09)
- **Steals:** 5, Kentucky (2-16-10)
- **Minutes:** 41, Auburn (2-13-10)
- **Double-Doubles:** 0

## Career Highs

- **Points:** 24, Missouri (12-30-07)
- **FGM:** 8, twice (last: Wright State 12-16-09)
- **FGA:** 19, Alabama (2-21-09)
- **3GM:** 6, Tennessee (2-2-08)
- **3GA:** 11, 4 times (last: Auburn, 3-3-10)
- **FTM:** 10, twice (last: LSU 3-14-09)
- **FTA:** 12, LSU (3-14-09)
- **Rebs:** 12, Florida (3-4-09)
- **Assists:** 7, twice (last: St. Bonaventure, 12-5-09)
- **Steals:** 5, twice (last: UK 2-16-10)
- **Minutes:** 44, twice (last: LSU, 2-11-09)
- **Double-Doubles:** 2

**Dee Bost****G • 6-2 • 170****Concord, NC**


- ✓ After leading MSU with 156 assists last year, he's tops so far with 171, a total that's second most in the SEC.
- ✓ His 12.8 scoring clip is third on the team.
- ✓ Scored career-high 32 points against Auburn.
- ✓ 61 made 3s are the 3rd most on team.
- ✓ Has totaled an MSU-best 20-plus points seven times.
- ✓ Has started all 68 games for MSU since his arrival.

## Season Highs

- **Points:** 32, Auburn (2-13-10)
- **FGM:** 11, Auburn (2-13-10)
- **FGA:** 21, Kentucky (2-16-10)
- **3GM:** 7, Auburn (2-13-10)
- **3GA:** 12, twice (last: Auburn 2-13-10)
- **FTM:** 9, at Western Kentucky (1-4-10); at Ole Miss (1-9-10)
- **FTA:** 12, at Ole Miss (1-9-10)
- **Rebs:** 9, Auburn (2-13-10)
- **Assists:** 11, Wright State (12-16-09)
- **Blks:** 1, 7 times (last: Auburn 2-13-10)
- **Steals:** 3, twice (last: Bama 2-24-10)
- **Minutes:** 43, Kentucky (2-16-10)
- **Double-Doubles:** 0

## Career Highs

- **Points:** 32, Auburn (2-13-10)
- **FGM:** 11, Auburn (2-13-10)
- **FGA:** 21, Kentucky (2-16-10)
- **3GM:** 7, Auburn (2-13-10)
- **3GA:** 12, twice (last: Auburn 2-13-10)
- **FTM:** 10, LSU (2-11-09)
- **FTA:** 12, LSU (2-11-09); Ole Miss (1-9-10)
- **Rebs:** 10, South Carolina (3-13-09)
- **Assists:** 11, Wright State (12-16-09)
- **Blks:** 1, 8 times (last: Auburn 2-13-10)
- **Steals:** 4, San Diego (12-30-08)
- **Minutes:** 47, twice (last: Bama, 2-21-09)
- **Double-Doubles:** 2

**Ravern Johnson****G • 6-7 • 175****Lyon, MS**

- ✓ 79 made 3-pointers are the most on the team, fourth most SEC.
- ✓ Last year, became the second player in MSU history to make 80-plus 3-pointers in a season by draining 83.
- ✓ Tied for MSU scoring lead with Jarvis Varnado at 13.5, 20th in SEC.
- ✓ His 40.8 percent accuracy from 3-point range is fourth in the SEC.
- ✓ Ranks 4th all-time at MSU with 169 made 3-pointers.

## Season Highs

- **Points:** 29, UCLA (12-12-09)
- **FGM:** 12, UCLA (12-12-09)
- **FGA:** 19, at Arkansas (1-28-10)
- **3GM:** 5, 3 times (last: MVSU, 12-28-09)
- **3GA:** 10, 3 times (last: LSU, 2-20-10)
- **FTM:** 3, Centenary (12-22-09)
- **FTA:** 4, San Diego (12-31-09); Ole Miss (1-9-10)
- **Rebs:** 8, at Arkansas (1-28-10)
- **Assists:** 3, twice (last: St. Bo (12-5-09)
- **Blocks:** 2, 4 times (last: UGA 1-16-10)
- **Steals:** 2, 3 times (last: Ole Miss 2-11-10)
- **Minutes:** 38, at Houston (12-19-09)

## Career Highs

- **Points:** 29, UCLA (12-12-09)
- **FGM:** 12, UCLA (12-12-09)
- **FGA:** 19, at Arkansas (1-28-10)
- **3GM:** 6, Western Ky (1-5-09)
- **3GA:** 10, seven times (last: at LSU 2-20-10)
- **FTM:** 4, four times (last: South Carolina 3-13-09)
- **FTA:** 5, Alabama State (12-6-08)
- **Rebs:** 8, twice (last: at Arkansas 1-28-10)
- **Assists:** 3, five times (last: St. Bonaventure, 12-05-09)
- **Blocks:** 2, 8 times (last: Georgia, 1-16-10)
- **Steals:** 2, 5 times (last: Ole Miss 2-11-10)
- **Minutes:** 44, Alabama (2-21-08)

# A Look At The MSU PLAYERS


**Phil Turner**
**G • 6-3 • 170**
**Grenada, MS**


- ✓ Sixth on team in scoring at 5.3.
- ✓ Fourth on team with 133 rebounds, 28th in SEC.
- ✓ Tied for MSU lead with 40 steals.
- ✓ Collected fifth-career double-double against SE Louisiana.
- ✓ Tied his career high with 14 rebounds vs. Southeastern Louisiana.

## Season Highs

- **Points:** 15, Georgia (1-16-10)
- **FGM:** 4, twice (last: UGA 1-16-10)
- **FGA:** 12, SE Louisiana (11-19-09)
- **3GM:** 2, 6 times (last: Tenn. 3-6-10)
- **3GA:** 7, Georgia (1-16-10)
- **FTM:** 4, 3 times (last: Auburn 2-13-10)
- **FTA:** 6, at Western Kentucky (1-4-10)
- **Rebs:** 14, SE Louisiana (11-19-09)
- **Assists:** 5, twice (Ole Miss 2-10-10)
- **Steals:** 3, Texas-Pan Am (11-24-09)
- **Minutes:** 34, SE Louisiana (11-19-09)
- **Double-Doubles:** 1

## Career Highs

- **Points:** 18, Kentucky (2-3-09)
- **FGM:** 7, South Carolina (2-18-09)
- **FGA:** 13, Kentucky (2-3-09)
- **3GM:** 4, four times (last: Arkansas 2-7-09)
- **3GA:** 9, twice (last: Auburn, 2-14-09)
- **FTM:** 9, Nicholls (12-22-08)
- **FTA:** 12, Nicholls (12-22-08)
- **Rebs:** 14, twice (last: SE Louisiana 11-19-09)
- **Assists:** 5, 3 times (last: Ole Miss 2-1-10)
- **Steals:** 6, South Carolina (2-18-09)
- **Minutes:** 47, Alabama (2-21-09)
- **Double-Doubles:** 5


**Kodi Augustus**
**F • 6-8 • 220**
**Baton Rouge, LA**


- ✓ Fifth in scoring with 9.3 average; had first double-double at Ole Miss and second at Arkansas.
- ✓ Had career-highs with three assists against Centenary and MVSU.
- ✓ 18-straight made free throws streak snapped against St. Bonaventure.
- ✓ Second on team with 27 blocks.

## Season Highs

- **Points:** 17, 3 times (UK 2-13-10)
- **FGM:** 6, 3 times (last: at Vandy 2-3-10)
- **FGA:** 13, at Arkansas (1-28-10)
- **3GM:** 4, Kentucky (2-16-10)
- **3GA:** 7, twice (last: Kentucky 2-16-10)
- **FTM:** 8, Richmond (11-27-09); Old Dominion (11-28-09)
- **FTA:** 8, four times (last: South Carolina, 2-27-10)
- **Rebs:** 16, at Houston (12-19-09)
- **Assists:** 3, twice (last: MVSU 12-28-09)
- **Steals:** 2, twice (last: Wright State 12-16-09)
- **Blocks:** 5, Wright State (12-16-09)
- **Minutes:** 35, South Carolina (2-27-10)
- **Double-Doubles:** 2

## Career Highs

- **Points:** 19, Georgia (3-12-09)
- **FGM:** 6, 4 times (last: at Vandy 2-3-10)
- **FGA:** 13, at Arkansas (1-28-10)
- **3GM:** 4, Kentucky (2-16-10)
- **3GA:** 7, twice (last: Kentucky 2-16-10)
- **FTM:** 8, Richmond (11-27-09); Old Dominion (11-28-09)
- **FTA:** 8, four times (last: South Carolina, 2-27-10)
- **Rebs:** 16, at Houston (12-19-09)
- **Assists:** 3, twice (last: MVSU 12-28-09)
- **Steals:** 2, Old Dominion (11-28-09)
- **Blocks:** 5, Wright State (12-16-09)
- **Minutes:** 35, South Carolina (2-27-10)
- **Double-Doubles:** 2


**Romero Osby**
**F • 6-8 • 230**
**Meridian, MS**

- ✓ Seventh in scoring with 4.6 average.
- ✓ Seen action in 31 of the 32 games mostly as a reserve.
- ✓ Scored in double-digits three times with season high 13 against DePaul.
- ✓ Started 1st-career game vs. Kentucky and has three for his career.

## Season Highs

- **Points:** 13, DePaul (12-10-09)
- **FGM:** 4, twice (last: Wright State 12-16-09)
- **FGA:** 9, DePaul (12-10-09)
- **3GM:** 2, 4 times (last: UF SECT 3-12-10)
- **3GA:** 3, 3 times (last: LSU 1-30-10)
- **FTM:** 5, Auburn (2-13-10)
- **FTA:** 6, Auburn (2-13-10)
- **Rebs:** 7, twice (last: Alabama 1-23-10)
- **Assists:** 4, twice (last: UK 2-16-10)
- **Steals:** 2, St. Bonaventure (12-5-09)
- **Blocks:** 2, twice (last: Bama 2-24-10)
- **Minutes:** 38, Kentucky (2-16-10)
- **Double-Doubles:** 0

## Career Highs

- **Points:** 15, North Alabama (11-19-08)
- **FGM:** 5, twice (last: Houston 1-3-09)
- **FGA:** 13, Houston (1-3-09)
- **3GM:** 2, 5 times (last: UF 3-12-10)
- **3GA:** 3, 6 times (last: LSU 1-30-10)
- **FTM:** 7, Texas Tech (11-29-08)
- **FTA:** 10, Texas Tech (11-29-08)
- **Rebs:** 8, Centenary (11-15-08)
- **Assists:** 4, twice (last: UK 2-16-10)
- **Steals:** 2, St. Bonaventure (12-5-09)
- **Blocks:** 2, four times (last: Alabama 2-24-10)
- **Minutes:** 38, Kentucky (2-16-10)
- **Double-Doubles:** 0



# A Look At The MSU PLAYERS


**Riley Benock**
**G • 6-4 • 180**
**Battletown, KY**


- ✓ Has seen action in all 32 games.
- ✓ Broke a seven-game scoring drought at Arkansas with 3 points on 1-of-3 shooting.
- ✓ Fifth on team with 15 steals.
- ✓ Scored season-high 9 points against both Centenary & St. Bonaventure.

## Season Highs

- **Points:** 9, twice (last: Centenary 12-22-09)
- **FGM:** 3, twice (last: Centenary 12-22-09)
- **FGA:** 5, DePaul (12-10-09)
- **3GM:** 2, twice (last: Centenary 12-22-09)
- **3GA:** 5, DePaul (12-10-09)
- **FTM:** 1, Tennessee (3-6-10)
- **FTA:** 2, Tennessee (3-6-10)
- **Rebs:** 5, Kentucky (2-16-10)
- **Assists:** 5, DePaul (12-10-09)
- **Steals:** 2, 5 times (last: Florida SECT 3-12-10)
- **Minutes:** 20, DePaul (12-10-09)
- **Double-Doubles:** 0

## Career Highs


- **Points:** 12, Ole Miss (1-26-08)
- **FGM:** 4, Ole Miss (1-26-08)
- **FGA:** 6, Nicholls State (12-22-08)
- **3GM:** 4, Ole Miss (1-26-08)
- **3GA:** 6, Nicholls State (12-22-08)
- **FTM:** 3, Georgia (1-12-08)
- **FTA:** 4, Georgia (1-12-08)
- **Rebs:** 5, Kentucky (2-13-10)
- **Assists:** 5, DePaul (12-10-09)
- **Steals:** 3, Centenary (11-15-08)
- **Minutes:** 23, LSU (2-11-09)
- **Double-Doubles:** 0


**Wendell Lewis**
**F • 6-8 • 240**
**Selma, AL**

- ✓ Seen action in 23 games as a reserve but is done for the year after breaking his right foot.
- ✓ Averaging 1.5 points and 1.5 boards.
- ✓ 7th on team with 13 offensive rebounds.
- ✓ Ranked 24th among SEC freshmen in scoring and T21th in rebounds.

## Season/Career Highs

- **Points:** 7, St. Bonaventure (12-5-09)
- **FGM:** 3, Bethune-Cookman (11-21-09)
- **FGA:** 4, twice (last: St. Bonaventure 12-5-09)
- **FTM:** 3, St. Bonaventure (12-5-09)
- **FTA:** 4, St. Bonaventure (12-5-09)
- **Rebs:** 5, twice (last: St. Bonaventure 12-5-09)
- **Assists:** ---
- **Steals:** ---
- **Blocks:** 3, St. Bonaventure (12-5-09)
- **Minutes:** 15, St. Bonaventure (12-5-09)


**John Riek**
**F • 7-1 • 242**
**Sudan**

- ✓ Sat out the first nine games due to NCAA suspension.
- ✓ Has seen action in nine games, including Friday's win against Florida.
- ✓ Ranked T26th among SEC freshmen in scoring (1.5) and 20th in rebounding (1.8).
- ✓ Had season-high 6 points against Centenary.

## Season/Career Highs

- **Points:** 6, Centenary (12-22-09)
- **FGM:** 2, Centenary (12-22-09)
- **FGA:** 3, twice (last: MVSU 12-28-09)
- **FTM:** 2, twice (last: MVSU 12-28-09)
- **FTA:** 4, MVSU 12-28-09
- **Rebs:** 7, Centenary (12-22-09)
- **Assists:** ---
- **Steals:** ---
- **Blocks:** 3, MVSU (12-28-09)
- **Minutes:** 11, MVSU (12-28-09)

# THE REST OF THE TEAM

## THE JUNIORS

### **45 • Elgin Bailey • F/C • 6-8 • 254 • New Orleans, LA**

Has applied for a medical redshirt this year after seeing action in 27 games last year before dislocating his ankle against Florida. He still managed to finish second on the team in blocked shots with 26. Bailey finished the year averaging 3.9 points and 2.4 rebounds. He returned to the court this year against SE Louisiana but did not play against Bethune-Cookman. Scored his first point of the year on a free throw against Texas-Pan American and logged four minutes against Richmond and six against Old Dominion in South Padre.

## THE SOPHOMORES

### **4 • Twany Beckham • G • 6-5 • 190 • Louisville, KY**

Is redshirting this year after having two hip surgeries. Beckham played in the last 32 games of last season and was one of MSU's first players off the bench. He logged a total of 33 minutes in the SEC Tournament and averaged 1.5 points, 2.0 rebounds and dished out three assists. He finished the year averaging 1.6 points and 1.5 boards a game.

## THE FRESHMEN

### **10 • Shaun Smith • G • 6-6 • 195 • Brooksville, MS**

Is redshirting this year. The first member of the 2009 MSU signing class, the heralded All-State member from Noxubee County is known for his athleticism and ball-handling skills. Ranked the 23rd best shooting guard in the country by Scout.com, Smith inked his next four years with Bulldog basketball on his birthday. As a senior, he averaged 25.1 points, 5.8 rebounds and 2.2 steals.

### **1 • Renardo Sidney • G • 6-10 • 260 • Jackson, MS**

Is waiting to be cleared to play by the NCAA. One of MSU's most highly touted recruits, Sidney brings numerous accolades including McDonald's All American selection, USA Junior National Select Team inclusion as well as Naismith High School Player of the Year finalist. He was also tabbed Co-MVP at the Jordan Brand Classic at the famous Madison Square Garden in New York City. Sidney made his national impression at the McDonald's All-Star game where he scored 11 points while grabbing 6 rebounds.

**2009-2010 Mississippi State Basketball**  
**Mississippi State Combined Team Statistics (as of Mar 12, 2010)**  
**All games**

<b>RECORD:</b>	<b>OVERALL</b>	<b>HOME</b>	<b>AWAY</b>	<b>NEUTRAL</b>
ALL GAMES	22-10	12-3	5-6	5-1
CONFERENCE	9-7	6-2	3-5	0-0
NON-CONFERENCE	13-3	6-1	2-1	5-1

##	Player	gp-gs	min	avg	Total	3-Point	F-Throw	Rebounds				pf	dq	a	to	blk	stl	pts	avg
					fg-fga	fg%	3fg-fga	3fg%	ft-fa	ft%	off	def	tot	avg					
32	Jarvis Varnado	32-32	1010	31.6	162-278	.583	0-0	.000	108-177	.610	90	243	333	10.4	77	2	29	64	13.5
02	Ravern Johnson	31-29	895	28.9	157-324	.485	79-193	.409	25-39	.641	25	84	109	3.5	42	1	17	39	13.5
03	Dee Bost	32-32	1112	34.8	129-322	.401	61-172	.355	90-124	.726	14	126	140	4.4	62	1	171	107	12.8
22	Barry Stewart	32-32	1103	34.5	123-327	.376	70-198	.354	58-83	.699	23	79	102	3.2	62	2	88	41	11.7
24	Kodi Augustus	30-29	682	22.7	86-211	.408	32-84	.381	76-96	.792	60	110	170	5.7	70	0	26	56	9.3
25	Phil Turner	32-3	647	20.2	52-156	.333	22-81	.272	44-54	.815	36	97	133	4.2	53	0	40	33	5.3
05	Romero Osby	31-3	407	13.1	51-109	.468	14-36	.389	26-41	.634	31	53	84	2.7	32	0	22	32	4.6
15	Riley Benock	32-0	362	11.3	18-49	.367	15-43	.349	1-4	.250	7	24	31	1.0	24	0	22	18	1.6
30	Wendell Lewis	23-0	134	5.8	15-30	.500	0-0	.000	4-8	.500	13	21	34	1.5	15	0	0	9	1.5
50	John Riek	9-0	36	4.0	4-8	.500	0-0	.000	4-6	.667	8	6	14	1.6	8	0	0	3	1.3
45	Elgin Bailey	4-0	17	4.3	0-4	.000	0-0	.000	1-5	.200	0	0	0	0.0	2	0	0	1	0.3
20	Taylor Luczak	12-0	18	1.5	1-2	.500	1-2	.500	0-0	.000	0	2	2	0.2	3	0	0	4	0.3
21	Baxter Price	10-0	12	1.2	1-3	.333	0-0	.000	0-0	.000	1	1	2	0.2	0	0	0	0	0.2
12	Charles Parker	11-0	15	1.4	1-5	.200	0-2	.000	0-1	.000	0	1	1	0.1	2	0	0	2	0.2
Team											40	64	104				6		
Total.....		32	6450		800-1828	.438	294-811	.363	437-638	.685	348	911	1259	39.3	452	6	415	415	72.8
Opponents.....		32	6450		768-1994	.385	206-641	.321	324-487	.665	398	784	1182	36.9	557	-	366	364	64.6

<b>TEAM STATISTICS</b>	<b>MS</b>	<b>OPP</b>	<b>Date</b>	<b>Opponent</b>	<b>Score</b>	<b>Att.</b>
SCORING	2331	2066	11-13-09	RIDER	L 74-88	7241
Points per game	72.8	64.6	11-19-09	SE LOUISIANA	w 82-67	4544
Scoring margin	+8.3	-	11-21-09	BETHUNE-COOKMAN	w 67-51	3721
FIELD GOALS-ATT	800-1828	768-1994	11-24-09	TEXAS-PAN AMERICAN	w 75-50	3214
Field goal pct	.438	.385	11-27-09	vs Richmond	L 62-63	585
3 POINT FG-ATT	294-811	206-641	11-28-09	vs Old Dominion	w 69-55	543
3-point FG pct	.363	.321	12-05-09	ST. BONAVENTURE	w 105-53	3344
3-pt FG made per game	9.2	6.4	12-10-09	vs DePaul	w 76-45	9353
FREE THROWS-ATT	437-638	324-487	12-12-09	vs UCLA	w 72-54	13043
Free throw pct	.685	.665	12-16-09	WRIGHT STATE	w 80-69	4721
F-Throws made per game	13.7	10.1	12-19-09	at Houston	w 70-64	3422
REBOUNDS	1259	1182	12-22-09	vs Centenary	w 88-51	5502
Rebounds per game	39.3	36.9	12-28-09	MISS. VALLEY STATE	w 73-45	5421
Rebounding margin	+2.4	-	12/31/09	at San Diego	w 77-68	1630
ASSISTS	415	366	01/04/10	at WKU	L 52-55	5925
Assists per game	13.0	11.4	* 01/09/10	at Ole Miss	w 80-75	9360
TURNOVERS	415	364	* 01-14-10	ARKANSAS	w 82-80	8339
Turnovers per game	13.0	11.4	* 01-16-10	UGA	w 72-69	7682
Turnover margin	-1.6	-	* 01/23/10	at Alabama	L 57-62	12336
Assist/turnover ratio	1.0	1.0	* 01-28-10	at Arkansas	L 62-67	12803
STEALS	181	216	* 01-30-10	LOUISIANA STATE	w 67-51	7247
Steals per game	5.7	6.8	* 2/3/10	at Vanderbilt	L 72-75	14316
BLOCKS	245	94	* 2/6/10	at Florida	L 62-69	11660
Blocks per game	7.7	2.9	* 02-11-10	OLE MISS	w 71-63	9401
ATTENDANCE	103015	150287	* 02-13-10	AUBURN	Wot 85-75	8854
Home games-Avg/Game	15-6868	11-9513	* 02-16-10	KENTUCKY	Lot 75-81	10788
Neutral site-Avg/Game	-	6-7607	* 02/20/10	at LSU	w 60-59	9434
			* 02-24-10	ALABAMA	w 74-66	8477
			* 2/27/10	at South Carolina	w 76-63	13834
			* 03/03/10	at Auburn	L 80-89	9927
			* 03-06-10	TENNESSEE	L 59-75	10021
			03/12/10	vs Florida	w 75-69	16614

\* = Conference game



**2009-2010 Mississippi State Basketball**  
**Mississippi State Team Game-by-Game Comparison (as of Mar 12, 2010)**  
**All games**

Opponent	1st	2nd	Score	Mar	Total FG	FG Pct	3-Pointers	3FG Pct	Free Throws	FT Pct	Rebounds	Assist	T/Over	Block	Steal	Fouls
RIDER	42/44	32/44	74-88	(14)	26-62/30-59	.419/.508	10-27/10-16	.370/.625	12-19/18-28	.632/.643	37/38 (1)	15/14	12/6	9/2	2/5	20/19
SE LOUISIANA	41/29	41/38	82-67	+15	28-62/26-66	.452/.394	10-25/8-20	.400/.400	16-21/7-9	.762/.778	47/30 +17	12/12	13/11	10/7	9/5	9/19
BETHUNE-COOKMAN	31/24	36/27	67-51	+16	24-56/18-52	.429/.346	8-20/4-12	.400/.333	11-15/11-13	.733/.846	37/32 +5	13/9	13/15	9/4	8/9	8/15
TEXAS-PAN AMERICAN	42/33	33/17	75-50	+25	30-57/19-65	.526/.292	9-22/7-21	.409/.333	6-11/5-8	.545/.625	45/33 +12	9/7	16/11	14/2	8/6	12/15
Richmond	32/35	30/28	62-63	(1)	18-54/22-44	.333/.500	9-25/8-19	.360/.421	17-23/11-14	.739/.786	41/24 +17	10/16	13/13	1/1	0/5	15/22
Old Dominion	36/28	33/27	69-55	+14	21-45/22-58	.467/.379	9-23/5-18	.391/.278	18-23/6-8	.783/.750	33/33 -	12/14	11/10	5/0	3/5	10/23
ST. BONAVENTURE	56/22	49/31	105-53	+52	37-62/23-69	.597/.333	16-28/2-11	.571/.182	15-21/5-9	.714/.556	44/31 +13	25/7	11/12	10/4	7/5	14/18
DePaul	35/15	41/30	76-45	+31	24-55/18-64	.436/.281	12-29/5-18	.414/.278	16-22/4-10	.727/.400	49/36 +13	13/6	17/12	7/1	6/10	12/19
UCLA	40/19	32/35	72-54	+18	28-59/22-63	.475/.349	9-24/4-20	.375/.200	7-12/6-13	.583/.462	39/41 (2)	11/12	12/10	8/1	5/7	8/13
WRIGHT STATE	43/31	37/38	80-69	+11	29-46/23-66	.630/.348	12-25/14-36	.480/.389	10-14/9-10	.714/.900	34/28 +6	16/14	18/10	13/0	5/7	12/15
Houston	34/34	36/30	70-64	+6	22-57/24-77	.386/.312	8-22/10-31	.364/.323	18-30/6-14	.600/.429	59/39 +20	8/11	19/6	6/0	5/7	14/23
Centenary	46/27	42/24	88-51	+37	30-60/19-59	.500/.322	14-27/6-19	.519/.316	14-18/7-12	.778/.583	44/29 +15	20/10	10/11	9/4	5/7	12/14
MISS. VALLEY STATE	41/22	32/23	73-45	+28	24-61/19-62	.393/.306	12-33/4-19	.364/.211	13-20/3-8	.650/.375	44/45 (1)	16/6	4/13	12/1	10/1	10/16
San Diego	38/30	39/38	77-68	+9	26-48/22-57	.542/.386	6-14/6-17	.429/.353	19-26/18-25	.731/.720	35/29 +6	10/9	17/12	4/2	5/6	20/21
WKU	26/23	26/32	52-55	(3)	17-47/19-55	.362/.345	4-19/5-19	.211/.263	14-27/12-16	.519/.750	41/34 +7	7/10	18/13	5/2	4/9	18/21
Ole Miss	37/42	43/33	80-75	+5	24-57/29-72	.421/.403	10-22/9-23	.455/.391	22-33/8-13	.667/.615	46/39 +7	12/15	15/9	8/5	6/7	13/21
ARKANSAS	51/39	31/41	82-80	+2	27-57/31-76	.474/.408	8-17/8-18	.471/.444	20-30/10-14	.667/.714	42/37 +5	14/16	14/11	13/5	6/8	12/22
UGA	30/41	42/28	72-69	+3	24-58/30-70	.414/.429	8-31/2-14	.258/.143	16-25/7-9	.640/.778	33/47 (14)	12/11	11/15	10/3	9/7	9/17
Alabama	26/27	31/35	57-62	(5)	20-63/22-63	.317/.349	2-18/6-19	.111/.316	15-23/12-18	.652/.667	45/49 (4)	7/16	11/13	7/6	7/7	15/18
Arkansas	29/21	33/46	62-67	(5)	21-67/19-52	.313/.365	5-26/7-21	.192/.333	15-18/22-33	.833/.667	44/37 +7	8/10	15/11	8/3	3/7	22/16
LOUISIANA STATE	23/15	44/36	67-51	+16	21-50/18-53	.420/.340	7-22/5-15	.318/.333	18-26/10-14	.692/.714	36/34 +2	11/7	8/12	7/0	4/1	16/19
Vanderbilt	31/38	41/37	72-75	(3)	24-68/25-56	.353/.446	9-34/6-11	.265/.545	15-22/19-27	.682/.704	40/40 -	10/12	15/17	10/4	8/7	22/17
Florida	29/27	33/42	62-69	(7)	23-60/25-62	.383/.403	8-23/3-17	.348/.176	8-13/16-22	.615/.727	35/46 (11)	16/14	14/14	3/1	8/11	18/13
OLE MISS	33/29	38/34	71-63	+8	24-49/27-71	.490/.380	8-24/6-26	.333/.231	15-23/3-4	.652/.750	39/36 +3	16/11	17/10	7/4	8/13	9/21
AUBURN	35/38	39/36	85-75	+10	29-70/29-79	.414/.367	11-34/9-33	.324/.273	16-23/8-12	.696/.667	46/47 (1)	11/10	8/8	9/2	2/5	10/17
KENTUCKY	29/32	38/35	75-81	(6)	27-70/28-66	.386/.424	10-35/4-24	.286/.167	11-16/21-31	.688/.677	35/52 (17)	15/14	9/12	2/12	9/5	28/17
LSU	24/20	36/39	60-59	+1	22-50/23-63	.440/.365	10-29/7-19	.345/.368	6-6/6-9	.000/.667	33/36 (3)	16/15	14/9	9/2	4/7	11/10
ALABAMA	31/29	43/37	74-66	+8	26-56/26-61	.464/.426	9-27/6-13	.333/.462	13-19/8-13	.684/.615	34/38 (4)	16/7	15/14	12/5	9/8	13/19
South Carolina	35/28	41/35	76-63	+13	26-52/26-60	.500/.433	10-21/7-28	.476/.250	14-20/4-5	.700/.800	36/26 +10	12/11	10/9	2/3	4/7	10/13
Auburn	37/46	43/43	80-89	(9)	30-62/30-58	.484/.517	12-33/11-24	.364/.458	8-11/18-31	.727/.581	33/36 (3)	16/19	10/8	4/3	3/5	19/13
TENNESSEE	21/38	38/37	59-75	(16)	20-59/30-60	.339/.500	9-32/3-16	.281/.188	10-17/12-16	.588/.750	30/46 (16)	13/12	13/15	6/3	4/10	14/19
Florida	39/28	36/41	75-69	+6	28-49/24-56	.571/.429	10-20/9-24	.500/.375	9-11/12-19	.818/.632	23/34 (11)	13/9	12/12	6/2	5/7	17/12

Note: Game totals are displayed in the format TEAM/OPPONENT for each category

**2009-2010 Mississippi State Basketball**  
**Mississippi State Category Leaders (as of Mar 12, 2010)**  
**All games**

<b>Points</b>	<b>G</b>	<b>Pts</b>	<b>Pts/G</b>
Jarvis Varnado	32	432	13.5
Ravern Johnson	31	418	13.5
Dee Bost	32	409	12.8
Barry Stewart	32	374	11.7
Kodi Augustus	30	280	9.3
Phil Turner	32	170	5.3
Romero Osby	31	142	4.6
Riley Benock	32	52	1.6
Wendell Lewis	23	34	1.5
John Riek	9	12	1.3
Taylor Luczak	12	3	0.3
Charles Parker	11	2	0.2
Baxter Price	10	2	0.2

<b>FG Percentage</b>	<b>FG</b>	<b>Att</b>	<b>Pct</b>
Jarvis Varnado	162	278	.583
Taylor Luczak	1	2	.500
Wendell Lewis	15	30	.500
John Riek	4	8	.500
Ravern Johnson	157	324	.485
Romero Osby	51	109	.468
Kodi Augustus	86	211	.408
Dee Bost	129	322	.401
Barry Stewart	123	327	.376
Riley Benock	18	49	.367
Phil Turner	52	156	.333
Baxter Price	1	3	.333

<b>3-Point Percentage</b>	<b>3FG</b>	<b>Att</b>	<b>Pct</b>
Taylor Luczak	1	2	.500
Ravern Johnson	79	193	.409
Romero Osby	14	36	.389
Kodi Augustus	32	84	.381
Dee Bost	61	172	.355
Barry Stewart	70	198	.354
Riley Benock	15	43	.349
Phil Turner	22	81	.272
Charles Parker	0	2	.000

<b>Free Throw Percent</b>	<b>FG</b>	<b>Att</b>	<b>Pct</b>
Phil Turner	44	54	.815
Kodi Augustus	76	96	.792
Dee Bost	90	124	.726
Barry Stewart	58	83	.699
John Riek	4	6	.667
Ravern Johnson	25	39	.641
Romero Osby	26	41	.634
Jarvis Varnado	108	177	.610
Wendell Lewis	4	8	.500
Riley Benock	1	4	.250
Elgin Bailey	1	5	.200
Charles Parker	0	1	.000

<b>Scoring Average</b>	<b>G</b>	<b>Pts</b>	<b>Avg/G</b>
Jarvis Varnado	32	432	13.5
Ravern Johnson	31	418	13.5
Dee Bost	32	409	12.8
Barry Stewart	32	374	11.7
Kodi Augustus	30	280	9.3
Phil Turner	32	170	5.3
Romero Osby	31	142	4.6
Riley Benock	32	52	1.6
Wendell Lewis	23	34	1.5
John Riek	9	12	1.3
Taylor Luczak	12	3	0.3
Elgin Bailey	4	1	0.3

<b>Field Goal Attempts</b>	<b>G</b>	<b>Att</b>	<b>Att/G</b>
Barry Stewart	32	327	10.2
Ravern Johnson	31	324	10.5
Dee Bost	32	322	10.1
Jarvis Varnado	32	278	8.7
Kodi Augustus	30	211	7.0

<b>Field Goals Made</b>	<b>G</b>	<b>Made</b>	<b>Made/G</b>
Jarvis Varnado	32	162	5.1
Ravern Johnson	31	157	5.1
Dee Bost	32	129	4.0
Barry Stewart	32	123	3.8
Kodi Augustus	30	86	2.9

<b>3-Point FG Attempts</b>	<b>G</b>	<b>Att</b>	<b>Att/G</b>
Barry Stewart	32	198	6.2
Ravern Johnson	31	193	6.2
Dee Bost	32	172	5.4
Kodi Augustus	30	84	2.8
Phil Turner	32	81	2.5

<b>3-Point FG Made</b>	<b>G</b>	<b>Made</b>	<b>Made/G</b>
Ravern Johnson	31	79	2.5
Barry Stewart	32	70	2.2
Dee Bost	32	61	1.9
Kodi Augustus	30	32	1.1
Phil Turner	32	22	0.7

<b>Free Throw Attempts</b>	<b>G</b>	<b>Att</b>	<b>Att/G</b>
Jarvis Varnado	32	177	5.5
Dee Bost	32	124	3.9
Kodi Augustus	30	96	3.2
Barry Stewart	32	83	2.6
Phil Turner	32	54	1.7

<b>Free Throws Made</b>	<b>G</b>	<b>Made</b>	<b>Made/G</b>
Jarvis Varnado	32	108	3.4
Dee Bost	32	90	2.8
Kodi Augustus	30	76	2.5
Barry Stewart	32	58	1.8
Phil Turner	32	44	1.4

**2009-2010 Mississippi State Basketball**  
**Mississippi State Category Leaders (as of Mar 12, 2010)**  
**All games**

<b>Rebounds</b>	<b>G</b>	<b>Reb</b>	<b>Reb/G</b>
Jarvis Varnado	32	333	10.4
Kodi Augustus	30	170	5.7
Dee Bost	32	140	4.4
Phil Turner	32	133	4.2
Ravern Johnson	31	109	3.5

<b>Rebound Average</b>	<b>G</b>	<b>Reb</b>	<b>Avg/G</b>
Jarvis Varnado	32	333	10.4
Kodi Augustus	30	170	5.7
Dee Bost	32	140	4.4
Phil Turner	32	133	4.2
Ravern Johnson	31	109	3.5

<b>Offensive Rebounds</b>	<b>G</b>	<b>No.</b>	<b>Avg/G</b>
Jarvis Varnado	32	90	2.8
Kodi Augustus	30	60	2.0
Phil Turner	32	36	1.1
Romero Osby	31	31	1.0
Ravern Johnson	31	25	0.8

<b>Defensive Rebounds</b>	<b>G</b>	<b>No.</b>	<b>Avg/G</b>
Jarvis Varnado	32	243	7.6
Dee Bost	32	126	3.9
Kodi Augustus	30	110	3.7
Phil Turner	32	97	3.0
Ravern Johnson	31	84	2.7

<b>Fouls</b>	<b>G</b>	<b>No.</b>	<b>Per/G</b>
Jarvis Varnado	32	77	2.4
Kodi Augustus	30	70	2.3
Dee Bost	32	62	1.9
Barry Stewart	32	62	1.9
Phil Turner	32	53	1.7

<b>Foulouts</b>	<b>G</b>	<b>No.</b>
Barry Stewart	32	2
Jarvis Varnado	32	2
Ravern Johnson	31	1
Dee Bost	32	1

<b>Assists</b>	<b>G</b>	<b>No.</b>	<b>Ast/G</b>
Dee Bost	32	171	5.3
Barry Stewart	32	88	2.8
Phil Turner	32	40	1.3
Jarvis Varnado	32	29	0.9
Kodi Augustus	30	26	0.9

<b>Steals</b>	<b>G</b>	<b>No.</b>	<b>Stl/G</b>
Dee Bost	32	40	1.3
Phil Turner	32	40	1.3
Barry Stewart	32	35	1.1
Jarvis Varnado	32	20	0.6
Riley Benock	32	15	0.5

<b>Blocked Shots</b>	<b>G</b>	<b>No.</b>	<b>Blk/G</b>
Jarvis Varnado	32	152	4.8
Kodi Augustus	30	27	0.9
Ravern Johnson	31	16	0.5
Phil Turner	32	10	0.3
Romero Osby	31	10	0.3

<b>Minutes</b>	<b>G</b>	<b>No.</b>	<b>Min/G</b>
Dee Bost	32	1112	34.8
Barry Stewart	32	1103	34.5
Jarvis Varnado	32	1010	31.6
Ravern Johnson	31	895	28.9
Kodi Augustus	30	682	22.7

<b>Turnovers</b>	<b>G</b>	<b>No.</b>	<b>TO/G</b>
Dee Bost	32	107	3.3
Jarvis Varnado	32	64	2.0
Kodi Augustus	30	56	1.9
Barry Stewart	32	41	1.3
Ravern Johnson	31	39	1.3