

# 2010 WESTERN DIVISION CHAMPS

## MISSISSIPPI STATE BULLDOGS



Gregg Ellis, Media Relations Contact • 662.325.3595 (O) or 662.322.0145 (C)  
gellis@athletics.msstate.edu • www.msstateathletics.com

### MISSISSIPPI STATE (23-10) VS. NO. 2 KENTUCKY (31-2)

Sunday, March 14, 2010 • 12 p.m. CT  
Bridgestone Arena (19,200), Nashville  
TV: ABC



Announcers: PxP, Brad Nessler  
Analyst, Jimmy Dykes

Series Record: Kentucky leads, 85-20  
SEC Tournament Record: 27-46 (4-0 last year)  
XM Radio: 199; Sirius: 213

### SUNDAY'S PROJECTED STARTING LINEUP

#### MISSISSIPPI STATE STARTERS

No.	P	Name	Year	Ht.	Wt.	PPG	RPG	Asst.	Steals	Blocks	Minutes
2	G	Ravarn Johnson	Jr	6-7	175	13.3	3.4	0.6	0.4	0.5	28.8
3	G	Dee Bost	So	6-2	170	12.7	4.3	5.2	1.2	0.2	34.8
22	G	Barry Stewart	Sr	6-3	170	11.8	3.3	2.7	1.1	0.2	34.6
24	F	Kodi Augustus	Jr	6-8	220	9.2	5.6	0.8	0.4	0.9	22.8
32	F	Jarvis Varnado	Sr	6-9	230	13.4	10.4	0.9	0.6	4.8	31.6

#### KENTUCKY STARTERS

No.	P	Name	Year	Ht.	Wt.	PPG	RPG	Asst.	Steals	Blocks	Minutes
1	G	Darius Miller	So	6-7	223	6.4	2.4	1.5	0.5	0.7	21.1
11	G	John Wall	Fr	6-4	195	16.9	4.2	6.3	1.7	0.5	34.8
15	F	DeMarcus Cousins	Fr	6-11	260	15.5	10.1	0.9	0.9	1.8	23.1
24	G	Eric Bledsoe	Fr	6-1	190	10.6	3.1	3.0	1.3	0.3	30.2
54	F	Patrick Patterson	Jr	6-9	235	14.7	7.4	0.9	0.7	1.3	33.2

### 17 KEY THINGS TO NOTE PLAYING KENTUCKY

- ✓ Mississippi State has now won a school record 6-straight SEC Tournament games.
- ✓ **Rick Stansbury** is eighth all-time in league history with 16 SEC Tournament wins.
- ✓ Since **Rick Stansbury's** first year in 1998-99, the Bulldogs have appeared in four SEC Tournament finals, which is tied for the second most with Arkansas and Florida.
- ✓ **Rick Stansbury** has won five divisional crowns, second only to the seven Tubby Smith claimed while he was at Kentucky.
- ✓ With **Rick Stansbury** at the helm, MSU is 24-54 against ranked teams, including a 5-3 mark in the SEC Tournament. State is 0-6 against teams that are No. 2, with the last setback coming to Memphis in the 2008 NCAA Tournament in Little Rock.
- ✓ Mississippi State is 2-7 against Kentucky in the SEC Tournament, 1-2 in the finals.
- ✓ The Dawgs and Cats met in the finals of the very first tournament in 1933 (UK, 46-27).
- ✓ Mississippi State is 3-2 all-time in SEC Tournament finals.
- ✓ In MSU's two tournament games this season, it's shooting 47.6 percent (50-105) from the floor and is averaging just 10.5 turnovers. **Barry Stewart** has also totaled a team-high 31 points and is second with 11 rebounds.
- ✓ Of the 138 games **Jarvis Varnado** has played in, only eight times has he not blocked a shot. He's currently enjoying a streak of 50-straight games with a block.
- ✓ 17 of MSU's last 20 games have been decided by 10 points or less (10-7 in those games).
- ✓ Against Vanderbilt, the Bulldogs drained six 3-pointers to give them 300 for the year, breaking the school record of 296 they made last season. They've also attempted a school record 833 treys, surpassing last year's mark of 819.
- ✓ **Barry Stewart** moved past Jamont Gordon against Vanderbilt for the 7th most points in school history while **Jarvis Varnado** is 12th with 1,350 points.
- ✓ **Ravarn Johnson** is fourth all-time with 169 made 3-pointers.
- ✓ **Dee Bost** is now 9th all-time at MSU with 331 assists.
- ✓ MSU has now won 23 games three-consecutive seasons.
- ✓ Vandy's 52 points Saturday were the fewest MSU has allowed in SEC play this year.

### SEC COACHES RECOGNIZE PLAY OF VARNADO, BOST

On Tuesday, the SEC coaches awarded **Jarvis Varnado** and **Dee Bost** for their play. For the second year in a row, **Varnado**, a senior forward from Brownsville, Tenn., was named first-team All-SEC and made the All-Defensive team, while being the unanimous selection for defensive player of the year, an award he's won three-straight years. He was also named the nation's top defender by *Sporting News* on Wednesday.

**Bost**, a sophomore point guard from Concord, N.C., was tabbed second-team All-SEC.

### 2009-10 MISSISSIPPI STATE SCHEDULE

Date	Opponent	Score/Time
N 13	Rider	L 88-74
N 19	Southeastern Louisiana	W 82-67
N 21	Bethune-Cookman	W 67-51
N 24	Texas-Pan American	W 75-50
N 27	@vs. Richmond (FCS)	L 63-62
N 28	@vs. Old Dominion	W 69-55
D 5	St. Bonaventure	W 105-53
D 10	# vs. DePaul (ESPN2)	W 76-45
D 12	%vs. UCLA (Fox Sports Net)	W 72-54
D 16	Wright State (ESPN2)	W 80-69
D 19	at Houston (CSS)	W 70-64
D 22	Centenary (at Jackson)	W 88-51
D 28	Mississippi Valley State	W 73-45
D 31	at San Diego	W 77-68
J 4	at Western Kentucky (CSS)	L 55-52
J 9	at Ole Miss (SEC Network)	W 80-75
J 14	Arkansas (ESPN2)	W 82-80
J 16	Georgia (ESPN2)	W 72-69
J 23	at Alabama (CBS)	L 62-57
J 28	at Arkansas (ESPN2)	L 67-62
J 30	LSU (SEC Network)	W 67-51
F 3	at Vanderbilt (SEC Network)	L 75-72
F 6	at Florida (SEC Network)	L 69-62
F 11	Ole Miss (ESPN)	W 71-63
F 13	Auburn (FSN)	W ot 85-75
F 16	Kentucky (ESPN)	L ot 81-75
F 20	at LSU (SEC Network)	W 60-59
F 24	Alabama (CSS)	W 74-66
F 27	at South Carolina (ESPN)	W 76-63
M 3	at Auburn (SEC Network)	L 89-80
M 6	Tennessee (ESPN)	L 75-59
M 12	&Florida (SEC Network)	W 75-69
M 13	&Vanderbilt (ABC)	W 62-52
M 14	&Kentucky (ABC)	12 p.m.

@ - South Padre Island Invitational  
# - SEC/Big East Challenge (Tampa, FL)  
% - John R. Wooden Classic (Anaheim, CA)  
& - SEC Tournament (Nashville, TN)

### COACHING FACTS

#### MISSISSIPPI STATE

**Coach:** Rick Stansbury  
**Record at MSU:** 254-138, 12th year  
**Overall Record:** Same  
**Record vs. Kentucky:** 4-10

#### KENTUCKY

**Coach:** John Calipari  
**Record at Kentucky:** 31-2, 1st year  
**Overall Record:** 476-142, 18th year

## Statistical Comparison

2009-10 Stats	MSU	UK
2009-10 Record	23-10	31-2
Conference Record	11-7	16-2
Scoring	72.5	79.4
Scoring Defense	64.2	65.0
Scoring Margin	+8.3	+14.4
Field Goal Pct.	43.6	48.0
Opp. FG Pct.	38.4	38.0
3-Point FG Pct.	36.0	34.4
Opp. 3-Point FG Pct.	32.5	31.5
Free Throw Pct.	68.2	68.0
Opp. FT Pct.	66.3	70.4
Rebounding Average	39.3	41.5
Opp. Rebounding Avg.	36.9	33.2
Rebound Margin	+2.3	+8.3
Assists	12.8	14.7
Turnovers	12.8	14.7
Turnover Margin	-1.5	-0.6
Steals	5.5	7.2
Blocked Shots	7.7	7.2

## Statistical Leaders

## Scoring

MSU	PPG	UK	PPG
Varnado .....	13.4	Wall .....	16.9
Johnson .....	13.3	Cousins .....	15.5

## Rebounding

MSU	RPG	UK	RPG
Varnado .....	10.4	Cousins .....	10.1
Augustus .....	5.6	Patterson .....	7.4

## Assists

MSU	APG	UK	APG
Bost .....	5.2	Wall .....	6.3
Stewart .....	2.7	Bledsoe .....	3.0

## Blocks

MSU	BPG	UK	BPG
Varnado .....	4.8	Cousins .....	1.8
Augustus .....	0.9	Orton .....	1.4

## Steals

MSU	SPG	UK	SPG
Bost .....	1.2	Wall .....	1.7
Turner .....	1.2	Bledsoe .....	1.3

## Field Goal Percentage (200 minimum)

MSU	FG%	UK	FG%
Varnado .....	58.3	Patterson .....	58.5
Johnson .....	48.5	Cousins .....	54.2

## 3-Point FG Percentage (105 minimum)

MSU	3FG%	UK	3FG%
Johnson .....	40.5	Dodson .....	37.5
Bost .....	35.4	Bledsoe .....	36.2

## Free Throw Percentage (95 minimum)

MSU	FT%	UK	FT%
Augustus .....	78.4	Wall .....	77.3
Bost .....	72.8	Bledsoe .....	70.8

## VARNADO, STEWART SHARE THE SPOTLIGHT

Four years ago, Tennessee natives **Jarvis Varnado** and **Barry Stewart** came to Mississippi State as freshmen. On Feb. 24, 2010, against Alabama, this talented pair broke two impressive records.

Shortly after **Stewart** became MSU's all-time leader in made 3-pointers late in the second half, **Varnado** became the NCAA's all-time leader in blocked shots, breaking the mark of 535 held by former Louisiana-Monroe standout Wojciech Myrda, set from 1999-2002.

## MSU ENJOYS MORE NON-CONFERENCE SUCCESS

Including last year's 10-6 ledger against non-conference foes coupled with this year's 12-3 mark, MSU has compiled a dominant 133-42 (.760) record against non-conference opponents during the **Rick Stansbury** era (since 1998-99), including a 125-33 (.791) regular-season mark.

## MISSISSIPPI STATE'S RECORD WHEN . . .

During the **Rick Stansbury** era, the Bulldogs are: 201-30 when leading at halftime (19-3 this year); 175-33 (13-1) when shooting 45 percent or better from the field; 213-67 (23-6) when the opposition shoots less than 45 percent from the field; 200-72 (16-4) when out-rebounding or tying opponents; and 154-28 (14-3) when holding opponents to 65 points or less.

## MARCH RECORD UNDER STANSBURY

Including last year's 6-1 mark, coupled with this year's 2-2 ledger, the Bulldogs are 39-25 (.609) in the month of March since **Rick Stansbury** was named head coach.

Dating back to the 1988-89 season when Richard Williams was overseeing the program, Mississippi State owns a composite ledger of 53-44 (.546) in February.

## STEWART, VARNADO GET GAMES PLAYED RECORD; VARNADO SETS GAMES STARTED MARK

From 2000-03, Derrick Zimmerman played in 127 games. From 1980-83, Kalpatrick Wells started 110 games.

Both were school records at season's start. Both have fallen.

At Florida in February, **Jarvis Varnado** and **Barry Stewart** played in their 128<sup>th</sup> games, passing Zimmerman's mark. They each now have 138.

**Varnado** also drew his 111<sup>th</sup>-career start against Alabama, breaking Wells' record. He now has 116 starts.

## BOMBS AWAY . . . DOGS AIMING FOR RECORD

Last year, Mississippi State set a single-season record with 296 made 3-pointers. Saturday, the Bulldogs passed that mark with the six made treys against Vanderbilt to give them 300.

The Bulldogs also attempted 22 3-pointers against the Commodores to give them 833 on the year, also a school record that broke the mark of 819 set in 2008-09.

**Ravarn Johnson** leads MSU with 79 3-pointers on 195 attempts and is on pace to surpass his total of 83 from a year ago, the third-most in school history. Darryl Wilson currently holds the top two spots with 97 in 1996 and 94 in 1995.

MSU leads the SEC with an average of 9.1 made 3-pointers, while **Johnson's** 40.5 percent accuracy beyond the arc is fourth. Arkansas' Rotnei Clarke is tops at 42.7 percent. Johnson's 79 made treys are the fourth most in the SEC, while Clarke is first with 100.

## MSU'S STARTERS DOMINATE SCORING

In the Bulldogs' 33 games, the starters have scored 1,959 of MSU's 2,393 points. That's a percentage of 81.9.

Against South Carolina, MSU's bench failed to score for the first time this year. Then at Auburn, the bench totaled just two points before hitting 11 against Tennessee.

**BULLDOG BITES**

◆ Mississippi State spent quite some time on the road during non-SEC play this year.

After making the trip to Bowling Green, Ky., the total miles logged for the eight non-conference games away from Humphrey Coliseum were 13,735.4.

The eight away games were the most for MSU since having nine in 2004-05.

◆ Call December the perfect month.

MSU posted an 8-0 ledger in December, marking the third time with **Rick Stansbury** at the helm MSU has gone undefeated in December (2002-03 and 2003-04). Before that, perfection was last achieved in 1978-79.

◆ Against Auburn at Humphrey Coliseum, **Jarvis Varnado** became the first player in NCAA history to have 1,000 points, 1,000 rebounds and 500 blocked shots for a career. Against LSU, he also became just the second player to total 500 or more blocks.

He joins former Louisiana-Monroe stand-out Wojciech Mydra, who is second all-time with 535, in that distinctive category.

◆ Mississippi State isn't a team that fouls a lot. In fact, the Bulldogs are whistled for just 14.1 fouls a game, the second fewest in the nation.

◆ On Jan. 14 against Arkansas, **Varnado** became the first player in school history to record two triple-doubles with his 17 points, 12 rebounds and 10 blocks. In all, three have been recorded. Lawrence Roberts had the school's first on 11-21-04 against Nicholls State (18p, 11 r, 12a), while Jamont Gordon had the second on 2-21-07 against Vanderbilt (15p, 12r, 10a).

**Varnado's** first was on 1-15-08 against Kentucky (10p, 12r, 10b).

In SEC history, only 20 triple-doubles have been recorded. **Varnado**, Shaquille O'Neal (LSU), Roy Rogers (UA) and Nick Calathes (UF) are the only ones with two or more.

**MSU IN THE SEC & NCAA...****SEC Team Rankings**

<u>Category</u>	<u>Rank</u>
Scoring .....	7
Scoring Defense .....	1
Scoring Margin .....	5
Field Goal Pct. ....	10
Field Goal Pct. Defense.....	2
3-point FG Pct. ....	4
3-point FG Pct. Defense.....	3
3-point FG Made.....	1
Free Throw Pct. ....	7
Rebounding Offense.....	2
Rebounding Defense.....	10
Offensive Rebounds .....	10
Rebound Margin .....	3
Turnovers .....	7
Turnover Margin .....	11
Assists .....	10
Blocked Shots.....	1
Steals.....	12
Assist/Turnover Ratio .....	7

**SEC Individual Rankings**

<u>Category</u>	<u>Rank</u>
PPG .....	Johnson (20) Varnado (T21) Bost (25)
Rebs .....	Varnado (1) Augustus (18) Bost (24) Turner (28)
Off. Rebounds .....	Varnado (6)
Def. Rebounds.....	Varnado (1)
Assists .....	Bost (2)
Blocks.....	Varnado (1)
FG Pct. ....	Varnado (2) Johnson (8)
3-point FG Pct. ....	Johnson (4)
FT Pct. ....	Augustus (8)
3-pointers Made.....	Johnson (4)
Minutes Played .....	Bost (3) Stewart (5)

**NCAA Rankings**

Personal fouls.....	2	FG pct. def.....	10
3-pointers made.....	6	Scoring defense.....	77
Blocked shots .....	3	Scoring margin .....	51

**DECADE OF DOMINANCE**

◆ Mississippi State is off to its best start in school history to begin a new decade

The 23 wins surpass the win total of 16 the Bulldogs opened the 1990s with in 1989-90.

MSU is coming off their best decade as they won 211 games from 2000-09.

**A Look At The Top 3 Decades**

<u>Decade</u>	<u>W</u>	<u>L</u>	<u>Pct.</u>
2000s	211	115	.647
1990s	177	125	.586
1960s	141	115	.551

**Statistical Differences In Wins and Losses**

<u>Wins</u>	<u>Stat</u>	<u>Losses</u>
75.6	Points	65.5
60.6	Opp. Points	72.4
+15.0	Scoring Margin	-6.9
46.9	FG%	36.9
36.4	Opp. FG%	43.5
39.6	3FG%	28.7
31.9	Opp. 3FG %	33.9
69.1	FT%	66.1
64.6	Opp. FT%	68.2
39.8	Rebounds	38.1
35.5	Opp. Rebounds	40.2
+4.3	Rebounding Margin	-2.1
13.3	Assists	11.7
12.8	Turnovers	13.0
5.9	Steals	4.8
8.6	Blocks	5.5

**What Stands Out**

✓ MSU averages 10.1 more points in wins.

✓ MSU gives up 11.8 more points in a loss.

✓ State shoots 10.0 percentage points better in wins.

✓ The Bulldogs average 0.2 fewer TOs in losses as wins.

✓ Mississippi State collects 1.1 more steals in wins.



# MISSISSIPPI STATE BY THE NUMBERS

## GAME-BY-GAME SPECIALTY STATS (MSU First)

<u>Opponent</u>	<u>Bench</u>	<u>Paint</u>	<u>Off TO</u>	<u>2nd Chance</u>	<u>Fast Break</u>
Rider	12/13	30/36	3/20	8/13	4/8
SE Louisiana	12/22	30/28	16/10	17/4	4/2
Bethune-Cookman	18/26	32/22	19/17	11/2	4/2
UT-Pan Am	22/20	36/20	9/9	14/8	2/4
Richmond	8/7	21/22	10/14	22/4	0/2
Old Dominion	3/9	16/28	16/10	12/11	2/4

St. Bonaventure	26/30	34/34	17/10	10/7	2/2
DePaul	23/5	20/16	20/9	13/9	2/6
UCLA	15/12	26/26	9/11	7/13	7/15
Wright State	17/7	22/10	19/18	5/17	5/3
Houston	3/9	22/20	5/18	11/9	3/9
Centenary	31/21	28/14	18/4	20/3	8/2

MVSU	18/17	22/20	13/3	12/15	4/0
San Diego	15/6	14/2	17/21	11/9	0/0
Western Kentucky	2/22	20/20	8/18	8/4	5/9
Ole Miss	7/38	24/36	9/19	14/16	12/6
Arkansas	15/13	30/42	14/15	9/15	2/0
Georgia	18/14	28/56	19/11	7/20	8/8

Alabama	2/7	28/27	11/12	17/9	2/7
Arkansas	5/14	28/22	8/21	17/7	6/10
LSU	22/8	22/10	17/4	14/5	4/2
Vanderbilt	14/22	26/30	13/16	11/13	4/14
Florida	5/10	26/34	22/8	9/12	6/2
Ole Miss	11/25	30/30	13/21	8/23	8/8

Auburn	21/9	32/28	5/13	13/10	4/6
Kentucky	5/17	30/36	11/13	22/18	2/4
LSU	25/12	18/16	7/14	6/17	2/0
Alabama	15/9	30/34	15/15	5/6	8/4
South Carolina	0/14	22/34	12/14	10/4	9/6
Auburn	2/11	28/32	13/11	11/15	4/2
Tennessee	11/24	20/48	12/21	11/12	0/6

Florida (SECT)	11/9	26/24	14/15	2/12	6/4
Vanderbilt (SECT)	16/17	20/18	10/3	7/4	4/0
Kentucky (SECT)					

## GAME-BY-GAME LEAD/DEFICIT

<u>Opponent</u>	<u>Largest Lead</u>	<u>Largest Deficit</u>	<u>Final Score</u>
Rider	11-2, 11:57 (1st)	82-69, 1:54 (2nd)	L, 88-74
SE Louisiana	79-61, 1:19 (2nd)	Never trailed	W, 82-67
Bethune-Cookman	67-45, 1:29 (2nd)	16-15, 8:37 (1st)	W, 67-51
UT-Pan Am	75-50, 0:21 (2nd)	Never trailed	W, 75-50
Richmond	62-57, 2:07 (2nd)	18-4, 11:52 (1st)	L, 63-62
Old Dominion	69-55, 0:12 (2nd)	4-0, 17:13 (1st)	W, 69-55

St. Bonaventure	105-50, 2:20 (2nd)	Never trailed	W, 105-53
DePaul	61-30, 9:15 (2nd)	Never trailed	W, 76-45
UCLA	45-21, 19:07 (2nd)	Never trailed	W, 72-54
Wright State	59-52, 15:10 (2nd)	Never trailed	W, 80-69
Houston	43-34, 10:00 (2nd)	24-15, 9:29 (1st)	W, 70-64
Centenary	84-41, 5:07 (2nd)	7-6, 15:47 (1st)	W, 88-51

MVSU	51-22, 16:41 (2nd)	4-0, 17:57 (1st)	W, 73-45
San Diego	58-46, 7:35 (2nd)	7-2, 16:16 (1st)	W, 77-68
Western Kentucky	26-20, 3:19 (1st)	51-39, 5:32 (2nd)	L, 55-52
Ole Miss	20-8, 13:21 (1st)	48-39, 17:28 (2nd)	W, 80-75
Arkansas	37-19, 6:45 (1st)	Never trailed	W, 80-82
Georgia	72-69, :39 (2nd)	67-54, 4:16 (2nd)	W, 72-69

Alabama	48-46, 7:32 (2nd)	46-34, 11:20 (2nd)	L, 62-57
Arkansas	27-15, 1:46 (1st)	65-59, 0:30 (2nd)	L, 67-62
LSU	67-49, :11 (2nd)	Never trailed	W, 67-51
Vanderbilt	15-13, 12:03 (1st)	48-34, 17:38 (2nd)	L, 75-72
Florida	7-2, 18:00 (1st)	61-49, 2:40 (2nd)	L, 69-62
Ole Miss	53-38, 12:57 (2nd)	18-12, 11:07 (1st)	W, 71-63

Auburn	85-75, :31 (ot)	31-17, 9:08 (1st)	W, 85-75 ot
Kentucky	67-60, 3:00 (2nd)	29-22, 4:14 (1st)	L, 81-75 ot
LSU	21-14, 3:34 (1st)	9-6, 9:25 (1st)	W, 60-59
Alabama	54-43, 9:51 (2nd)	16-12, 10:50 (1st)	W, 74-66
South Carolina	60-44, 9:32 (2nd)	6-5, 15:01 (1st)	W, 76-63
Auburn	2-2, 19:37 (1st)	46-35, 1:20 (1st)	L, 89-80
Tennessee	Never led	17-0, 14:25 (1st)	L, 75-59

Florida (SECT)	58-39, 15:31 (2nd)	Never trailed	W, 75-69
Vanderbilt (SECT)	44-29 17:05 (2nd)	5-0, 18:17 (1st)	W, 62-52
Kentucky (SECT)			

## 2009-10 Bulldog Bites

### VARNADO SECOND WITH 17 DOUBLE-DOUBLES

●Senior **Jarvis Varnado** is second in the SEC with 17 double-doubles this season. His 32 career double-doubles leads all active players in the conference.

### OVERCOMING MAJOR DEFICITS

●Against Auburn and Georgia earlier this year, MSU rallied from 13 and 14 points down, respectively, to win. Three times last year, MSU rallied from double-digit deficits – Arkansas (15) and South Carolina twice (10 both times, including SEC Tournament). The most a **Rick Stansbury**-coached team has battled back from is 20 (Kentucky, 1-5-02).

### AS THE MEN DO, SO DO THE WOMEN

●While the MSU men led the SEC and was second in the nation in blocked shots (7.5) per outing last year, the Lady Bulldogs (6.2) finished tops in the SEC and fifth nationally. Varnado led the nation with 170 and Lady Bulldog stand-out Chanel Mokango was ninth with 97. MSU was the only power conference school where the men and the women led their conference in blocked shots.

### SEC ROAD WINS/PERCENTAGE SINCE 1998-99

<u>Team</u>	<u>Record</u>	<u>Pct.</u>
1. Kentucky .....	58-38 .....	.604
2. Florida .....	49-47 .....	.510
3. Tennessee .....	43-53 .....	.448
4. Mississippi State .....	34-62 .....	.354
5. LSU .....	32-64 .....	.333
6. Vanderbilt .....	27-69 .....	.281
7. Alabama .....	26-70 .....	.271
8. Auburn .....	25-71 .....	.260
9. South Carolina .....	22-74 .....	.229
T10. Georgia .....	21-75 .....	.219
T10. Ole Miss .....	21-75 .....	.219
12. Arkansas .....	20-76 .....	.208

# MISSISSIPPI STATE BY THE NUMBERS

## MSU'S 2009-10 RECORD WHEN . . .

Leads at Halftime	19-3
Trails at Halftime	3-7
Is Tied at Halftime	1-0
Shoots 45% or better from the field	13-1
Shoots less than 45% from the field	10-9
Opp. shoots less than 45% from the field	23-6
Opp. shoots 45% or better from the field	0-4
Outrebounds (or ties) the opponent	16-4
Outrebounded by the opponent	7-6
Fewer (or ties) TOs than opponent	9-6
More TOs than opponent	14-4
Holds opponents to 65 points or less	14-3
In games decided by 10 points or less	10-8

## MSU'S 2009-10 RECORD IN . . .

All Games	23-10
Home Games	12-3
Road Games	5-6
Neutral-sites	6-1
Non-SEC Games	12-3
Non-SEC Home Games	6-1
Non-SEC Road Games	2-1
Non-SEC Neutral-site Games	4-1
SEC Games	9-7
SEC Home Games	6-2
SEC Road Games	3-5
SEC Tournament	2-0
Games vs. SEC Western Division	8-3
Games vs. SEC Eastern Division	2-4
November Games	4-2
December Games	8-0
January Games	4-3
February Games	5-3
March Games	2-2
Monday Games	1-1
Tuesday Games	2-1
Wednesday Games	2-2
Thursday Games	5-1
Friday Games	1-2
Saturday Games	12-3
Sunday Games	0-0
Overtime Games	1-1
Television Games	15-9
Games vs. Ranked Opponents	2-3

## MISC. 2009-10 TEAM STATS

### Largest Lead Surrendered in Loss:

12, at Arkansas (1-28-10)

### Largest Deficit Overcome in Win:

14, vs. Auburn (2-13-10)

### Largest Lead at Anytime:

55, vs. St. Bonaventure (12-5-09)

### Largest Deficit Anytime:

17, vs. Tennessee (3-6-10)

## MISCELLANEOUS MSU INDIVIDUAL STATISTICS

**Games Scoring in Double Figures:** Varnado 29, Stewart 26, Johnson 25, Bost 24, Augustus 13, Turner 4, Osby 2

**Games Scoring 20-plus Points:** Bost 7, Johnson 4, Varnado 3, Stewart

**Games Scoring 30-plus Points:** Bost 1

**Games Rebounding in Double Figures:** Varnado 18, Augustus 3, Turner

**Games With Double Figures in Assists:** Bost

**Games With Double-Doubles:** Varnado 17, Augustus, Turner

**Games With Triple-Doubles:** Jarvis Varnado

**Games As Team High Scorer (or co-leader):** Johnson 13, Bost 10, Varnado 7, Stewart 5, Turner 2, Augustus 2

**Games As Team High Rebounder (or co-leader):** Varnado 27, Bost 4, Augustus 4, Turner 3, Johnson 2, Benock

**Games As Team Leader in Assists (or co-leader):** Bost 24, Stewart 6, Turner 5, Osby

**Games As Team Leader in Steals (or co-leader):** Turner 11, Bost 10, Stewart 10, Varnado 5, Benock 5, Augustus 5, Johnson 3

**Games As Team Leader in Turnovers (or co-leader):** Bost 20, Varnado 7, Stewart 3, Osby 3, Benock 2, Johnson 2, Augustus 2, Turner, Riek, Luczak

## MSU'S RECORD BY STARTING LINEUP

Bost, Stewart, Johnson, Varnado, Augustus	18-9
Bost, Stewart, Johnson, Varnado, Turner	3-0
Bost, Stewart, Osby, Varnado, Augustus	2-1


## GAME-BY-GAME STARTERS

Opponent	Date	Guard	Guard	Guard	Forward	Forward	Record
Rider	11/13/09	Bost	Stewart	Johnson	Augustus	Varnado	0-1
SE Louisiana	11/19/09	Bost	Stewart	Johnson	Turner	Varnado	1-1
Bethune-Cookman	11/21/09	Bost	Stewart	Johnson	Turner	Varnado	2-1
UT-Pan Am	11/24/09	Bost	Stewart	Johnson	Turner	Varnado	3-1
Richmond	11/27/09	Bost	Stewart	Johnson	Augustus	Varnado	3-2
Old Dominion	11/28/09	Bost	Stewart	Johnson	Augustus	Varnado	4-2
St. Bonaventure	12/05/09	Bost	Stewart	Johnson	Augustus	Varnado	5-2
DePaul	12/10/10	Bost	Stewart	Johnson	Augustus	Varnado	6-2
UCLA	12/12/09	Bost	Stewart	Johnson	Augustus	Varnado	7-2
Wright State	12/16/09	Bost	Stewart	Johnson	Augustus	Varnado	8-2
Houston	12/19/09	Bost	Stewart	Johnson	Augustus	Varnado	9-2
Centenary	12/22/09	Bost	Stewart	Johnson	Augustus	Varnado	10-2
MVSU	12/28/09	Bost	Stewart	Johnson	Augustus	Varnado	11-2
San Diego	12/31/09	Bost	Stewart	Johnson	Augustus	Varnado	12-2
Western Kentucky	1/04/10	Bost	Stewart	Johnson	Augustus	Varnado	12-3
Ole Miss	1/09/10	Bost	Stewart	Johnson	Augustus	Varnado	13-3
Arkansas	1/14/10	Bost	Stewart	Johnson	Augustus	Varnado	14-3
Georgia	1/16/10	Bost	Stewart	Johnson	Augustus	Varnado	15-3
Alabama	1/23/10	Bost	Stewart	Johnson	Augustus	Varnado	15-4
Arkansas	1/28/10	Bost	Stewart	Johnson	Augustus	Varnado	15-5
LSU	1/30/10	Bost	Stewart	Johnson	Augustus	Varnado	16-5
Vanderbilt	2/03/10	Bost	Stewart	Johnson	Augustus	Varnado	16-6
Florida	2/06/10	Bost	Stewart	Johnson	Augustus	Varnado	16-7
Ole Miss	2/11/10	Bost	Stewart	Johnson	Augustus	Varnado	17-7
Auburn	2/13/10	Bost	Stewart	Johnson	Augustus	Varnado	18-7
Kentucky	2/16/10	Bost	Stewart	Osby	Augustus	Varnado	18-8
LSU	2/20/10	Bost	Stewart	Osby	Augustus	Varnado	19-8
Alabama	2/24/10	Bost	Stewart	Osby	Augustus	Varnado	20-8
South Carolina	2/27/10	Bost	Stewart	Johnson	Augustus	Varnado	21-8
Auburn	3/03/10	Bost	Stewart	Johnson	Augustus	Varnado	21-9
Tennessee	3/06/10	Bost	Stewart	Johnson	Augustus	Varnado	21-10
Florida (SECT)	3/12/10	Bost	Stewart	Johnson	Augustus	Varnado	22-10
Vanderbilt (SECT)	3/13/10	Bost	Stewart	Johnson	Augustus	Varnado	23-10
Kentucky (SECT)	3/14/10						

## Win-Loss Differential

Diff.	1	2	3	4	5	6	7	8	9	10	11	12	13	14	15	16	17	18	19	20	21	22	23	24	25+
Won	1	1	1		1	2		2	1	2	1		1	1	1	2		1							5
Lost	1		2		2	1	1		1					1		1									

# MEET THE HEAD COACH



**Rick Stansbury, 12th year**

Consistency is a key ingredient to the recent success enjoyed by the Mississippi State University basketball program, one that is stressed in the players' daily activities on and off the basketball floor that has translated into the program's recent run of national prominence gained under head coach Rick Stansbury.

That consistency was brought to the forefront two years ago when MSU's 12th-year head basketball coach became the all-time winningest basketball coach in school history, surpassing Richard Williams' mark of 191. Now with a 12-year coaching record of 254-138 at the Bulldog helm, the 14th-most wins in SEC history, Stansbury has guided nine State squads (6 NCAA & 3 NIT) to postseason tournament appearances and now nine clubs to 20-plus wins campaigns.

MSU has averaged 21.3 wins the last six years (2005-10), including winning an outright SEC overall championship in 2004, along with back-to-back SEC West crowns in the 2003-2004 and 2007-2008 seasons and another in 2010, and SEC Tournament title in 2002 and 2009.

Most recently, Stansbury piloted last year's 23-13 State squad to its second SEC Tournament crown since 2002 en route to advancing to the NCAA Tournament in Portland, Ore. From 2001-05, he guided MSU to five-consecutive postseason tournament appearances for the first time in school history, including a streak of four straight NCAA Tournament berths from 2002 through 2005.

## THE RICK STANSBURY FILE

### Head Coach

Year	Record	Pct.	SEC	Pct.	Postseason
1998-99	20-13	.606	8-8	.500	NIT/First Round
1999-00	14-16	.467	5-11	.313	
2000-01	18-13	.581	7-9	.438	NIT/Quarters
2001-02	27-8	.771	10-6	.625	NCAA/Second Round
2002-03	21-10	.677	9-7	.563	NCAA/First Round
2003-04	26-4	.867	14-2	.875	NCAA/Second Round
2004-05	23-11	.676	9-7	.563	NCAA/Second Round
2005-06	15-15	.500	5-11	.313	
2006-07	21-14	.600	8-8	.500	NIT/Semifinals
2007-08	23-11	.676	12-4	.750	NCAA/Second Round
2008-09	23-13	.639	9-7	.563	NCAA/First Round
2009-10	23-10	.697	9-7	.563	
<b>Totals</b>	<b>254-138</b>	<b>.648</b>	<b>105-87</b>	<b>.547</b>	

### Assistant Coach

Year	Record	Pct.	SEC	Pct.	Postseason
1990-91	20-9	.690	13-5	.722	NCAA/First Round
1991-92	15-13	.536	7-9	.438	
1992-93	13-16	.448	5-11	.313	
1993-94	18-11	.621	9-7	.563	NIT/First Round
1994-95	22-8	.733	12-4	.750	NCAA/Sweet 16
1995-96	26-8	.765	10-6	.625	NCAA/Final Four
1996-97	12-18	.400	6-10	.375	
1997-98	15-15	.500	4-12	.250	
<b>Totals</b>	<b>141-98</b>	<b>.590</b>	<b>66-74</b>	<b>.471</b>	<b>3 NCAA, 1 NIT</b>

### ALL-TIME WINNINGEST SEC COACHES

1. Adolph Rupp, UK	875
2. Dale Brown, LSU	448
T3. C.M. Newton, Bama/Vandy	340
T3. Harry Rabenhorst, LSU	340
5. Billy Donovan, UF	329
T6. Tubby Smith, UG/UK	308
<b>14. Rick Stansbury, MSU</b>	<b>254</b>

### ALL-TIME SEC DIVISIONAL TITLES

1. Tubby Smith, UK	7
<b>2. Rick Stansbury, MSU</b>	<b>5</b>

## STANSBURY TEAMS IN THE SEC TOURNAMENT

### SEC TOURNAMENT FINAL APPEARANCES

Kentucky	6
<b>MISSISSIPPI STATE</b>	<b>4</b>
Arkansas	4
Florida	4
Alabama	1
Arkansas	1
Auburn	1
Georgia	1
Ole Miss	1
Tennessee	1

### SEC TOURNAMENT SEMIFINAL APPEARANCES

<b>MISSISSIPPI STATE</b>	<b>7</b>
Kentucky	7
LSU	6
Arkansas	5
Florida	5
Auburn	4
South Carolina	4
Tennessee	3
Alabama	2
Ole Miss	2
Vanderbilt	2
Georgia	1

### TOP SEC TOURNAMENT RECORDS

Kentucky	20-7
Florida	17-9
<b>MISSISSIPPI STATE</b>	<b>16-9</b>
Arkansas	13-11
South Carolina	11-12
LSU	10-12
Alabama	9-12
Georgia	7-10
Auburn	6-12
Vanderbilt	7-12
Tennessee	8-12
Ole Miss	6-12



## 2009-10 MISSISSIPPI STATE ROSTER

## National Polls

(March 8, 2010)

## Associated Press

1. Kansas
2. Kentucky
3. Syracuse
4. Duke
5. Ohio State
6. Purdue
7. West Virginia
8. New Mexico
9. Kansas State
10. Villanova
11. Michigan State
12. Butler
13. Wisconsin
14. Brigham Young
15. Tennessee
16. Pittsburgh
17. Temple
18. Gonzaga
19. Maryland
20. Vanderbilt
21. Baylor
22. Georgetown
23. Texas A&M
24. Xavier
25. UTEP

## USA Today/ESPN

1. Kansas
2. Kentucky
3. Syracuse
4. Duke
5. Purdue
6. West Virginia
7. Ohio State
8. New Mexico
9. Kansas State
10. Villanova
11. Michigan State
12. Butler
13. Tennessee
14. Gonzaga
15. Brigham Young
16. Pittsburgh
17. Temple
18. Wisconsin
19. Maryland
20. Baylor
21. UTEP
22. Georgetown
23. Vanderbilt
24. Texas A&M
25. Northern Iowa

No.	Name	Pos.	Ht.	Wt.	Yr.	Exp.	Hometown (Prev School)
1	Renardo Sidney^	F	6-10	270	Fr.	HS	Jackson, MS (Fairfax [CA])
2	Ravern Johnson	G	6-7	175	Jr.	2L	Lyon, MS (Coahoma County HS)
3	Dee Bost	G	6-2	170	So.	1L	Concord, NC (Hargrave Military Academy)
4	Twany Beckham*	G	6-5	190	So.	1L	Louisville, KY (New Hampton [NH] School)
5	Romero Osby	F	6-8	230	So.	1L	Meridian, MS (Northeast Lauderdale HS)
10	Shaun Smith	G	6-6	195	Fr.	HS	Brooksville, MS (Noxubee County HS)
12	Charles Parker	G	5-10	154	Fr.	HS	McKinney, TX (McKinney HS)
15	Riley Benock	G	6-4	180	Jr.	2L	Battletown, KY (Meade County HS)
20	Taylor Luczak	F	6-8	220	So.	1L	Glens Falls, NY (Glen Falls HS)
21	Baxter Price	G	5-9	145	Fr.	HS	Brandon, MS (Northwest Rankin HS)
22	Barry Stewart	G	6-3	170	Sr.	3L	Shelbyville, TN (Shelbyville Central HS)
24	Kodi Augustus	F	6-8	220	Jr.	2L	Baton Rouge, LA (Maine Central Institute)
25	Phil Turner	G	6-3	170	Jr.	2L	Grenada, MS (Grenada HS)
30	Wendell Lewis	C	6-8	240	Fr.	HS	Selma, AL (Selma HS)
32	Jarvis Varnado	F	6-9	230	Sr.	3L	Brownsville, TN (Haywood HS)
33	Brandon Bolen*	G	6-3	195	Jr.	2L	Madison, MS (Madison-Ridgeland Academy)
45	Elgin Bailey	F	6-8	265	Jr.	2L	New Orleans, LA (Belaire HS)
50	John Riek	F	7-1	242	Fr.	HS	Khartoum, Sudan (IMG Academy [FL])

\* Is redshirted this year; ^ Ineligible

## COACHING STAFF

**Head Coach:** Rick Stansbury**Assistant Coach:** Robert Kirby**Assistant Coach:** Phil Cunningham**Assistant Coach:** Marcus Grant**Director of Operations:** Talvis Franklin

## SUPPORT STAFF

**Athletic Trainer:** Scott Johnson**Strength & Conditioning:** Richard Akins**Basketball Media Relations Director:** Gregg Ellis

## PRONUNCIATION GUIDE

**Kodi Augustus:** CO-dee**Twany Beckham:** TWAH-nee**Riley Benock:** BEE-knock**Ravern Johnson:** RAY-vern**Wendell Lewis:** WIN-dell**Taylor Luczak:** LOU-sack**Romero Osby:** Ro-mare-oh OZ-bee**John Riek:** REEK**Jarvis Varnado:** Vur-NAR-doe

## AN INSIDE LOOK AT THE 2009-10 BULLDOGS

SQUAD BREAKDOWN  
BY CLASS

## Seniors (2):

Barry Stewart, Jarvis Varnado

## Juniors (6)

Kodi Augustus, Elgin Bailey,  
Riley Benock, Brandon Bolen,  
Ravern Johnson, Phil Turner

## Sophomores (4)

Twany Beckham, Dee Bost,  
Taylor Luczak, Romero Osby

## Freshman (6)

Wendell Lewis, Charles Parker,  
Baxter Price, John Riek,  
Renardo Sidney, Shaun Smith

## BIRTHDAYS

Barry Stewart (Feb. 4, 1988)  
Jarvis Varnado (March 1, 1988)  
Brandon Bolen (March 21, 1988)

Romero Osby (May 7, 1990)  
Riley Benock (June 7, 1989)  
Charles Parker (June 30, 1990)  
Ravern Johnson (July 21, 1988)  
Wendell Lewis (Sept. 21, 1989)  
Dee Bost (Oct. 12, 1989)  
Taylor Luczak (Oct. 15, 1988)  
Elgin Bailey (Oct. 20, 1987)  
Phil Turner (Oct. 27, 1987)  
John Riek (Nov. 1, 1989)  
Kodi Augustus (Nov. 2, 1987)  
Baxter Price (Nov. 4, 1990)  
Twany Beckham (Nov. 14, 1988)  
Shaun Smith (Nov. 19, 1990)  
Renardo Sidney (Dec. 6, 1989)  
Rick Stansbury (Dec. 23, 1959)

SQUAD BREAKDOWN BY  
STATE

## Mississippi (7)

Brandon Bolen, Ravern Johnson,

Romero Osby, Baxter Price,  
Renardo Sidney, Shaun Smith  
Phil Turner

## Tennessee (2)

Barry Stewart, Jarvis Varnado

## Kentucky (2)

Twany Beckham, Riley Benock

## Louisiana (2)

Kodi Augustus, Elgin Bailey

## Alabama (1)

Wendell Lewis

## North Carolina (1)

Dee Bost

## New York (1)

Taylor Luczak

## Texas (1)

Charles Parker

## MISSISSIPPI STATE BASKETBALL

### GENERAL INFORMATION

Location: \_\_\_\_\_ Starkville, Mississippi  
Founded: \_\_\_\_\_ February 28, 1878  
Enrollment: \_\_\_\_\_ 18,601  
Conference: \_\_\_\_\_ SEC (Western Division)  
Nickname: \_\_\_\_\_ Bulldogs  
Colors: \_\_\_\_\_ Maroon (PMS 202) & White  
Arena: \_\_\_\_\_ Humphrey Coliseum (10,500)  
President: \_\_\_\_\_ Dr. Mark E. Keenum  
Director of Athletics: \_\_\_\_\_ Greg Byrne  
Faculty Representative: \_\_\_\_\_ Dr. Steven C. Turner

### BASKETBALL HISTORY

First Year of Basketball: \_\_\_\_\_ 1908-09  
Number of Seasons: \_\_\_\_\_ 98th  
All-Time Record: \_\_\_\_\_ 1,271-1,054  
All-Time SEC Record: \_\_\_\_\_ 534-682  
Total Number of Head Coaches: \_\_\_\_\_ 18  
Humphrey Coliseum Record: \_\_\_\_\_ 353-134  
20-Win Seasons: \_\_\_\_\_ 16  
NCAA Tournament Appearances: \_\_\_\_\_ 10  
NCAA Tournament Record: \_\_\_\_\_ 11-10  
NCAA Tournament Final Fours: \_\_\_\_\_ 1  
(1996, lost to Syracuse 77-69 in semis)  
NIT Appearances: \_\_\_\_\_ 6  
NIT Record: \_\_\_\_\_ 6-6  
NIT Final Fours: \_\_\_\_\_ 1  
(2007, lost 63-62 to West Virginia in semis)  
SEC Championships: \_\_\_\_\_ 6  
(2004, 1991, 1963, 1962, 1961, 1959)  
SEC Tournament Championships: \_\_\_\_\_ 3  
(2009, 2002 and 1996)  
SEC Tournament Record: \_\_\_\_\_ 27-46  
SEC Western Division Titles: \_\_\_\_\_ 7  
(2010, 2008, 2007, 2004, 2003, 1996, 1995)

### BASKETBALL STAFF

Head Coach: \_\_\_\_\_ Rick Stansbury  
Alma Mater, Year: \_\_\_\_\_ Campbellsville, 1982  
Record at MSU/Years: \_\_\_\_\_ 254-138/12  
Career Record/Years: \_\_\_\_\_ 254-138/12  
Phone: \_\_\_\_\_ 662-325-3800  
Assistant Coach: \_\_\_\_\_ Robert Kirby  
Assistant Coach: \_\_\_\_\_ Phil Cunningham  
Assistant Coach: \_\_\_\_\_ Marcus Grant  
Director of Operations: \_\_\_\_\_ Talvis Franklin  
Video Coordinator: \_\_\_\_\_ Bennie Ashford  
Strength Coach: \_\_\_\_\_ Richard Akins  
Athletic Trainer: \_\_\_\_\_ Scotty Johnson  
Administrative Asst.: \_\_\_\_\_ Suzanne Cook  
Media Relations Contact: \_\_\_\_\_ Gregg Ellis  
Office Phone: \_\_\_\_\_ 662-325-3595  
Cell Phone: \_\_\_\_\_ 662-322-0145  
Fax: \_\_\_\_\_ 662-325-3654  
Email: \_\_\_\_\_ gellis@athletics.msstate.edu

### TEAM INFORMATION

2008-09 Overall Record \_\_\_\_\_ 23-13  
2008-09 SEC Record \_\_\_\_\_ 9-7  
SEC Finish: \_\_\_\_\_ 3rd (Western Division)  
National Ranking: \_\_\_\_\_ n/a  
Starters Returning/Lost: \_\_\_\_\_ 5/0  
Letterwinners Returning/Lost: \_\_\_\_\_ 12/4  
Newcomers: \_\_\_\_\_ 6  
Roster (Sr./Jr./So./Fr.): \_\_\_\_\_ (2/6/4/6)

## GAME 34: SEC TOURNAMENT FINALS/KENTUCKY • 8

### MSU KNOWS HOW TO WIN GAMES AT 'THE HUMP'

Over the course of the last decade, Mississippi State's Humphrey Coliseum has become a difficult venue for opposing teams. Since the 2006-07 season, the Bulldogs have posted a 50-13 mark for an .794 winning percentage. With the 12-3 mark this year, the Bulldogs have reached twin-digit home wins during each of coach Rick Stansbury's 12 seasons at the MSU helm.

Mississippi State is now 147-36 (.803) overall at Humphrey Coliseum under Stansbury's direction, including a 71-25 (.740) SEC mark and a 76-11 (.874) record against non-conference opponents.

The Bulldogs have compiled a 35-season composite record of 353-134 (.725) at "The Hump" since Mississippi State's basketball facility opened prior to the 1975-76 campaign.

### TRACKING MSU' HOME SUCCESS UNDER RICK STANSBURY

Season	Overall		SEC		Non-SEC	
	Record	Win %	Record	Win %	Record	Win %
1998-99	12-2	.857	6-2	.750	6-0	1.000
1999-00	10-4	.714	4-4	.500	6-0	1.000
2000-01	13-4	.765	6-2	.750	7-2	.778
2001-02	13-1	.929	7-1	.875	6-0	1.000
2002-03	12-2	.857	7-1	.875	5-1	.833
2003-04	12-2	.857	6-2	.750	6-0	1.000
2004-05	11-2	.846	6-2	.750	5-0	1.000
2005-06	11-5	.688	5-3	.625	6-2	.750
2006-07	16-3	.842	6-2	.750	10-1	.909
2007-08	12-3	.800	7-1	.875	5-2	.714
2008-09	13-5	.722	5-3	.667	8-2	.750
2009-10	12-3	.800	6-2	.750	6-1	.857
11-Year Totals	147-36	.803	71-25	.740	76-11	.874

### A LOOK AT THE HISTORY OF HUMPHREY COLISEUM



### LARGEST CROWDS AT THE HUMP

Crowd	Opponent	Date
10,788	Kentucky	2-16-10
10,735	Ole Miss	2-7-04
10,645	Ole Miss	2-23-02
10,541	Florida	1-7-03
10,458	Auburn	3-2-04
10,437	Alabama	2-21-04
10,432	Alabama	3-5-05
10,432	Kentucky	1-13-04
10,429	Ole Miss	2-15-03
10,421	Ole Miss	1-26-08
10,412	Ole Miss	1-13-09
10,338	Florida	1-24-07
10,315	Kentucky	1-9-96
10,303	LSU	3-2-91

### INDIVIDUAL MSU RECORDS AT THE HUMP

#### Most Points Scored

40, Rickey Brown (Auburn, 3-7-77)

#### Most Rebounds

24, Wiley Peck (Alabama, 1-27-75)

#### Most Assists

15, Al Perry (Vanderbilt, 1-29-77)

### TEAM MSU RECORDS AT THE HUMP

#### Most Points Scored

123, Troy State (12-5-95)

#### Most Rebounds

75, Mississippi Valley St. (11-21-00)

#### Most Consecutive Wins

14, 1-22-03 to 1-10-04



## EARLIER THIS YEAR VS. KENTUCKY

## Official Basketball Box Score – Game Totals – Final Statistics

## Mississippi State vs Vanderbilt

2/3/10 7 p.m. at Nashville, Tenn. (Memorial Gym)

Mississippi State 72 • 16-6, 4-3 SEC

#	Player		Total			3-Ptr			Rebounds			PF	TP	A	TO	Blk	Stl	Min
			FG	FGA		FG	FGA	FT-FTA	Off	Def	Tot							
24	Kodi Augustus	f	6-12			0-2		3-6	3	1	4	3	15	0	2	0	1	21
32	Jarvis Varnado	f	4-10			0-0		4-4	6	8	14	4	12	0	3	9	0	34
02	Raven Johnson	g	2-7			2-6		0-0	0	0	0	5	6	2	1	0	0	20
03	Dee Bost	g	3-14			3-12		3-4	1	1	2	3	12	1	6	0	1	34
22	Barry Stewart	g	5-14			2-8		1-1	2	4	6	2	13	2	1	0	4	37
05	Romero Osby		3-3			2-2		0-2	1	4	5	3	8	1	1	0	0	18
15	Riley Benock		0-0			0-0		0-0	0	0	0	0	0	0	0	1	0	11
25	Phil Turner		1-8			0-4		4-5	2	2	4	2	6	4	1	0	2	25
Team									5	0	5							
Totals			24-68			9-34		15-22	20	20	40	22	72	10	15	10	8	200
FG % 1st Half: 11-28			39.3%	2nd half: 13-40			32.5%	Game: 24-68			35.3%	Deadball						
3FG % 1st Half: 5-18			27.8%	2nd half: 4-16			25.0%	Game: 9-34			26.5%	Rebounds						
FT % 1st Half: 4-8			50.0%	2nd half: 11-18			61.1%	Game: 15-22			68.2%				4			

Vanderbilt 75 • 17-4, 6-1 SEC

#	Player		Total			3-Ptr			Rebounds			PF	TP	A	TO	Blk	Stl	Min
			FG	FGA		FG	FGA	FT-FTA	Off	Def	Tot							
24	WALKER, Andre	f	1-4			0-0		0-2	2	2	4	4	2	4	1	0	1	23
44	TAYLOR, Jeffery	f	1-7			0-0		5-6	0	7	7	1	7	2	4	0	1	29
04	OGILVY, A.J.	c	6-13			0-0		4-5	5	2	7	4	16	1	3	1	1	21
00	BEAL, Jermaine	g	6-10			3-5		2-3	1	4	5	1	17	2	2	0	1	35
01	TINSLEY, Brad	g	3-6			1-2		4-6	0	2	2	1	11	3	2	1	2	29
03	EZELI, Festus		2-3			0-0		1-2	1	6	7	1	5	0	2	1	1	17
05	GOULBOURNE, Lance		2-3			0-0		1-1	0	2	2	2	5	0	3	0	0	15
21	MCCLELLAN, Darshawn		0-1			0-1		0-0	0	0	0	0	0	0	0	0	0	2
23	JENKINS, John		4-8			2-3		2-2	0	0	0	0	12	0	0	0	0	23
33	TCHIENGANG, Steve		0-1			0-0		0-0	1	1	2	3	0	0	0	1	0	6
Team									3	1	4							
Totals			25-56			6-11		19-27	13	27	40	17	75	12	17	4	7	200
FG % 1st Half: 12-27			44.4%	2nd half: 13-29			44.8%	Game: 25-56			44.6%	Deadball						
3FG % 1st Half: 3-7			42.9%	2nd half: 3-4			75.0%	Game: 6-11			54.5%	Rebounds						
FT % 1st Half: 11-15			73.3%	2nd half: 8-12			66.7%	Game: 19-27			70.4%				6			

Officials: Doug Shows, Berl Smith, Gary Maxwell

Technical fouls: Mississippi State-None. Vanderbilt-None.

Attendance: 14316

Score by periods	1st	2nd	Total
Mississippi State	31	41	72
Vanderbilt	38	37	75

Points	In	Off	2nd	Fast	Bench
MS	Paint	T/O	Chance	Break	
26	13	11	4	14	22
30	16	13	14		

Last FG - MS 2nd-00:20, VU 2nd-04:00

Largest lead - MS by 2 1st-12:03, VU by 14 2nd-17:38.

Score tied - 6 times.

Lead changed - 6 times.

# THE LAST TIME . . .

## THE LAST TIME AN MSU PLAYER ...

### Scored 30 or more points in a game:

32, Dee Bost vs. Auburn (2-13-10)

### Scored 34 or more points in a game:

34, Charles Rhodes vs. Oregon (3-21-08)

### Scored 35 or more points in a game:

36, Jeff Malone at Ole Miss (2-19-83)

### Scored 37 or more points in a game:

39, Jeff Malone vs. Alabama (1-31-83)

### Scored 40 or more points in a game:

40, Rickey Brown vs. Auburn (3-7-77)

### Scored 20+ points in back-to-back games:

Dee Bost (22 vs. Kentucky 2-16-10; 32 vs. Auburn on 2-13-10)

### Scored 20+ points in three-consecutive games:

Jarvis Varnado (21 vs. South Alabama; 23 vs. Cincinnati; 24 vs. Nicholls, 2008-09)

### Scored 20+ points in five-consecutive games:

Jeff Malone, 1982-83 (11 consecutive)

### Scored 30+ points in back-to-back games:

Jeff Malone (36 at Ole Miss & 30 vs. Georgia, 1982-83)

### Scored 30+ points in three-consecutive games:

Jeff Malone (33 at LSU; 36 at Ole Miss & 30 vs. Georgia, 1982-83)

### Made 10 field goals in a game:

10, Jarvis Varnado vs. LSU (2-11-09)

### Made 11 field goals in a game:

11, Dee Bost vs. Auburn (2-13-10)

### Made 12 field goals in a game:

12, Raven Johnson vs. UCLA (12-12-09)

### Made 13 field goals in a game:

13, Horatio Webster vs. SW Missouri St. (11-23-97)

### Made 14 field goals in a game:

14, Cameron Burns at Georgia (1-17-90)

### Made 15 or more field goals in a game:

16, Raymond Brown vs. Florida (3-2-85)

### Attempted 20 field goals in a game:

20, Dietric Slater at Georgia (2-24-07)

### Attempted 21 or more field goals in a game:

21, Dee Bost vs. Kentucky (2-16-10)

### Attempted 23 or more field goals in a game:

24, Horatio Webster vs. UT Martin (12-20-97)

### Attempted 25 field goals in a game:

25, Chuck Evans at Alabama (3-6-93)

### Attempted 26 field goals in a game:

26, Tony Watts at Ole Miss (2-22-92)

### Attempted 27 or more field goals in a game:

28, Jeff Malone vs. Vanderbilt (1-8-83)

### Made six 3-pointers in a game:

6, Dee Bost vs. Old Dominion (11-28-09)

### Made seven 3-pointers in a game:

7, Dee Bost vs. Auburn (2-13-10)

### Made eight or more 3-pointers in a game:

8, Winsome Frazier vs. UMKC (11-23-04)

### Attempted 11 3-pointers in a game:

11, Barry Stewart at Auburn (3-3-10)

### Attempted 12 3-pointers in a game:

12, Dee Bost vs. Auburn (2-13-10)

### Attempted 13 or more 3-pointers in a game:

15, Winsome Frazier vs. UMKC (11-23-04)

### Attempted 16 or more 3-pointers in a game:

17, Darryl Wilson vs. Alabama (3-4-95)

### Made 14 or more free throws in a game:

14, Charles Rhodes vs. Oregon (3-21-08)

### Made 15 or more free throws in a game:

18, Rich Knarr vs. Auburn (2-19-73)

### Attempted 17 free throws in a game:

17, Jarvis Varnado at Houston (12-19-09)

### Attempted 18 free throws in a game:

18, Charles Rhodes vs. Oregon (3-21-08)

### Attempted 19 free throws in a game:

19, Carl Nichols vs. SE La. (12-1-88)

### Had 16 rebounds in a game:

16, Kodi Augustus at Houston (12-19-09)

### Had 17 rebounds in a game:

17, Jarvis Varnado at San Diego (12-31-09)

### Had 18 or more rebounds in a game:

21, Wesley Morgan vs. SE La. (11-28-05)

### Had 22 or more rebounds in a game:

23, Rickey Brown vs. Vanderbilt (12-6-79)

### Had 24 or more rebounds in a game:

24, Wiley Peck vs. Alabama (1-27-79)

### Had 10 or more offensive rebounds in a game:

10, Wesley Morgan vs. SE La. (11-28-05)

### Had 10 defensive rebounds in a game:

10, Jarvis Varnado at USC (2-27-10)

### Had 11 defensive rebounds in a game:

11, Jarvis Varnado vs. Auburn (2-13-10)

### Had 12 or more defensive rebounds in a game:

15, Jarvis Varnado at San Diego (12-31-09)

### Had 10 assists in a game:

10, Dee Bost vs. Alabama (1-14-09)

### Had 11 assists in a game:

11, Dee Bost vs. Wright State (12-16-09)

### Had 14 assists in a game:

14, Gary Ervin vs. Florida A&M (12-20-04)

### Had 15 or more assists in a game:

16, Chuck Evans at UMKC (2-23-93)

### Had 10 or more turnovers in a game:

10, Charles Rhodes vs. Nicholls (11-11-06)

### Had five or more blocks in a game:

6, Jarvis Varnado vs. Vanderbilt (3-13-10)

### Had seven blocks in a game:

7, Jarvis Varnado at LSU (2-20-10)

### Had eight blocks in a game:

8, Jarvis Varnado vs. Alabama (2-24-10)

### Had nine blocks in a game:

9, Jarvis Varnado at Vanderbilt (2-3-10)

### Had 10 blocks in a game:

10, Jarvis Varnado vs. Arkansas (1-14-10)

### Had 10+ blocks in two consecutive games:

Jarvis Varnado (10 vs. Georgia & 10 vs. Kentucky, 2007-08)

### Had five steals in a game:

5, Barry Stewart vs. Kentucky (2-16-10)

### Had six or more steals in a game:

6, Phil Turner vs. South Carolina (2-18-09)

## LAST TIME AN MSU TEAM...

### Scored 100 or more points:

105 vs. St. Bonaventure (12-05-09)

### Scored 100 or more points in an SEC game:

105 vs. Auburn (3-2-04)

### Allowed 100 or more points:

115 at Arkansas (2-20-93)

### Was held to 52 points or less:

52 at Western Kentucky (1-4-10)

### Was held to 51 points or less:

49 vs. Southern Illinois (11-23-07)

### Was held to 48 points or less:

36 vs. George Washington (12-8-96)

### Held opponent to 60 points or less:

59 at LSU (2-20-10)

### Held opponent to 57 points or less:

57 vs. LSU SECT (3-14-09)

### Held opponent to 55 points or less:

52 vs. Vanderbilt SECT (3-13-10)

### Held opponent to 50 points or less:

50 vs. Texas-Pan American (11-24-09)

### Held opponent to 45 points or less:

45 vs. MVSU (12-28-09)

### Held opponent to 39 points or less:

39 at LSU (1-9-08)

### Shot 50 percent or better from the field:

.500 [26-52] at South Carolina (2-27-10)

### Shot 55 percent or better from the field:

.571 [28-49] vs. Florida SECT (3-12-10)

### Shot 60 percent or better from the field:

.630 [29-46] vs. Wright State (12-16-09)

### Shot 65 percent or better from the field:

.660 [35-53] vs. Western Kentucky (1-5-09)

### Was held to less than 35 percent from the field:

.339 [20-59] vs. Tennessee (3-6-10)

### Was held to less than 32 percent from the field:

.313 [21-67] at Arkansas (1-28-10)

### Held opp. to 35 percent or less from the field:

.346 [18-52] vs. Vanderbilt SECT (3-13-10)

### Held opp. to 30 percent or less from the field:

.281 [18-64] vs. DePaul (12-10-09)

### Opponent shot 50 percent or better:

.500 (30 of 60) vs. Tennessee (3-6-10)

### Made 35 or more field goals:

37 vs. St. Bonaventure (12-5-09)

### Made 40 or more field goals:

40 vs. Auburn (3-2-04)

### Attempted 70 or more shots from the field:

70 vs. Kentucky (2-16-10)

### Attempted 80 or more shots from the field:

80 at Alabama (2-21-09)

### Attempted 40 or fewer shots from the field:

39 vs. Vanderbilt (2-12-05)

### Made 10 or more 3-pointers:

10 vs. Florida SECT (3-12-10)

### Made 12 3-pointers:

12 at Auburn (3-3-10)

### Made 13 3-pointers:

14 vs. Centenary (12-22-09)

### Made 16 3-pointers:

16 vs. St. Bonaventure (12-05-09)

### Did not make a 3-pointer:

[0-11] at Alabama (1-18-05)

### Made just one 3-pointer:

vs. Southeastern Louisiana (11-28-05)

### Made just two 3-pointers:

at Alabama (1-23-10)

### Attempted only 10 3-pointers:

10 vs. Alabama State (12-6-08)

### Attempted six 3-pointers or less:

6 at Ole Miss (1-29-03)

### Attempted 25 3-pointers:

25 vs. Wright State (12-16-09)

### Attempted 26 3-pointers:

26 at Arkansas (1-28-10)

### Attempted 27 or more 3-pointers:

28 at South Carolina (2-27-10)

### Attempted 30 or more 3-pointers:

30 vs. Tennessee (3-6-10)

### Attempted 35 or more 3-pointers:

35 vs. Kentucky (2-16-10)

### Made 30 or more free throws:

30 vs. Arkansas (1-15-05)

### Made 40 or more free throws:

41 vs. LSU (2-11-09)

# THE LAST TIME (CONTINUED) . . .

**Made 50 or more free throws:**

52 vs. LSU (2-11-09)

**Made fewer than five free throws:**

4 at Alabama (1-19-08)

**Made fewer than four free throws:**

1 at Kentucky (1-13-07)

**Attempted 35 or more free throws:**

35 vs. LSU SECT (3-15-09)

**Attempted 40 or more free throws:**

41 vs. Charlotte (11-29-06)

**Attempted fewer than 10 free throws:**

6 at LSU (2-20-10)

**Had 50 or more rebounds:**

50 vs. South Carolina SECT (3-13-09)

**Had 55 or more rebounds:**

58 vs. Troy (12-10-05)

**Had 59 or more rebounds:**

59 at Houston (12-19-09)

**Had 20 or more assists:**

20 vs. Centenary (12-22-09)

**Had 21 or more assists:**

22 vs. Auburn (2-27-08)

**Had 25 or more assists:**

25 vs. St. Bonaventure (12-05-09)

**Had 20 or more turnovers:**

20 vs. Washington St. (11-28-08)

**Had 21 or more turnovers:**

24 vs. St. Bonaventure (11-25-08)

**Had 25 turnovers:**

25 vs. UT Martin (11-17-07)

**Had 26 or more turnovers:**

31 at Kentucky (1-7-97)

**Had fewer than 10 turnovers:**

9 vs. Vanderbilt SECT (3-13-10)

**Had fewer than five turnovers:**

4 vs. MVSU (12-28-09)

**Had 10 blocked shots:**

10 at Vanderbilt (2-3-10)

**Had 11 blocked shots:**

11 at Alabama (2-21-09)

**Had 12 blocked shots:**

12 vs. Alabama (2-24-10)

**Had 13 blocked shots:**

13 vs. Arkansas (1-14-10)

**Had 14 blocked shots:**

14 vs. Texas-Pan American (11-24-09)

**Had 16 blocked shots:**

16 vs. Georgia (1-12-08)

**Had 10 steals:**

10 at Alabama (2-21-09)

**Had 13 or more steals:**

13 at Georgia (1-24-09)

**Had 20 or more steals:**

20 vs. Nicholls State (11-17-01)

**Had 1 steal or less:**

0 vs. Richmond (11-27-09)

## BRYANT BECOMES FIRST MSU SIGNEE OF 2009-10 SIGNING CLASS

Mississippi State coach Rick Stansbury has announced his first signee of the 2009-10 class, standout guard Brian Bryant.

The 6-foot-3, 165-pound Albany, Ga., native is currently a sophomore at Northwest Florida State College, where he has guided his team to a 5-0 start and is averaging 20 points, 7.6 rebounds and 5.4 assists, while shooting 41 percent from 3-point territory.

Last year as a freshman, he was limited due to a hand injury.

Prior to enrolling at Northwest Florida, previously known as Okaloosa Walton, Bryant prepped four years at Dougherty High School, where he led his team to two regional titles and four playoff appearances.

As a senior, he averaged 29.6 points, 9.3 rebounds, 3.6 steals and 3.6 assists en route to garnering team MVP honors and earning Albany

Herald Play of the Year honors for the second-straight season.

He was also selected to play in the Georgia North-South All-Star Game.

"He is the complete package of talent, athleticism, character and work ethic," 13th-year Raiders coach Bruce Stewart said. "He is a winner."

Bryant chose MSU over Auburn and Southern Miss.

Bryant is the fifth NWF State College men's player to head to the SEC in the last three seasons, following in the footsteps of Auburn's Tay Waller and Johnnie Lett, Alabama's Charvez Davis and South Carolina's Johnndre Jefferson.

He's also the second player MSU signed from Northwest Florida, joining forward Branden Vincent, who played for the Bulldogs from 2003-04.

## MISSISSIPPI STATE QUICK HITS

✓ Against St. Bonaventure on 12-5-09, Mississippi State dished out 25 assists, the most since totaling the same against Loyola-Mary mount on 12-19-07.

✓ **Jarvis Varnado** now holds the NCAA career record with 552. Listed below are the Top 5 players all-time in NCAA history.

Player	School	Blocks
1. Jarvis Varnado	Mississippi State	552
2. Wojciech Myrda	Louisiana-Monroe	535
3. Adonal Foyle	Colgate	492
4. Tim Duncan	Wake Forest	481
5. Alonzo Mourning	Georgetown	453

## DID YOU KNOW . . .

MSU's recent nine-game winning streak in SEC play was its longest since winning 10 in a row from 2-22-60 to 2-11-61.



## CHARTING MSU RECORDS

### CAREER REBOUNDS

Name	Seasons	Total
1. Bailey Howell	1957-59	1,277
2. Rickey Brown	1977-80	1,092
3. Jarvis Varnado	2007-Present	1,069
4. Wiley Peck	1976-79	964

### CAREER 3-POINTERS MADE

Name	Seasons	Total
1. Barry Stewart	2007-Present	273
2. Darryl Wilson	1994-96	258
4. Ravern Johnson	2008-Present	169

### CAREER 3-POINTERS ATTEMPTED

Name	Seasons	Total
1. Barry Stewart	2007-Present	761
2. Darryl Wilson	1994-96	645
8. Ravern Johnson	2008-Present	429



# 2009, 2010 ALL-SEC & ALL-AMERICAN CANDIDATE

## Jarvis Varnado



**F • 6-9 • 230 • 3L**  
**Brownsville, TN**

- ✓ Named All-SEC on Tuesday and tabbed defensive player of the year for third-straight year.
- ✓ John R. Wooden Award finalist.
- ✓ Naismith Award finalist.
- ✓ Winner of 2009 Cellular South Howell Trophy.
- ✓ Is NCAA's all-time leading shot blocker with 552.
- ✓ Led the nation in blocked shots the past two seasons and is second now with 158.
- ✓ Broke Wojciech Myrda's NCAA career record of 535 blocks against Alabama.
- ✓ Became 31st MSU player to score 1,000 points for a career against St. Bonaventure.
- ✓ His 1,069 rebounds rank 3rd all-time.
- ✓ Leads MSU and the SEC in rebounding (10.4) and T1st scoring (13.4, T21st SEC).
- ✓ Streak of 20-straight made FTs ended at Western Kentucky.
- ✓ Two weeks ago, was named the SEC player of the week for the second time.
- ✓ Has a streak of 49-straight games with a block.

### Season Highs

- **Points:** 23, at San Diego (12-31-09)
- **FGM:** 8, twice (last: San Diego 12-31-09)
- **FGA:** 16, at Florida (2-6-10)
- **FTM:** 8, SE Louisiana (11-19-09)
- **FTA:** 17, at Houston (12-19-09)
- **Rebs:** 17, twice (last: San Diego 12-31-09)
- **Blocks:** 10, Arkansas (1-14-10)
- **Steals:** 3, SELA (11-19-09) & SBU (12-5-09)
- **Minutes:** 40, Auburn (2-13-10)
- **Double-Doubles:** 17
- **Triple-Doubles:** 1

### Career Highs

- **Points:** 31, LSU (2-11-09)
- **FGM:** 10, 3 times (last: LSU, 2-11-09)
- **FGA:** 18, LSU (1-21-09)
- **FTM:** 11, LSU (1-21-09)
- **FTA:** 17, at Houston (12-19-09)
- **Rebs:** 17, 3 times (last: at San Diego 12-31-09)
- **Blocks:** 10, 4 times (last: Arkansas, 1-14-10)
- **Steals:** 4, Georgia (1-24-09)
- **Minutes:** 40, twice (last: Auburn, 2-13-10)
- **Double-Doubles:** 32
- **Triple-Doubles:** 2


### Jarvis' Team-By-Team Blocks

Team	No.	Team	No.	Team	No.
Alabama	28	Loyola Marymount	10	Southeastern Louisiana	12
Alabama State	12	LSU	38	Southern Illinois	2
Arkansas	36	McNeese State	4	Tennessee	15
Auburn	26	Miami	11	Tennessee-Martin	3
Bradley	3	Miami (OH)	5	Texas A&M Corpus Christi	5
Bethune-Cookman	4	Memphis	5	Texas-Pan American	8
Centenary	11	Mississippi Valley State	8	Texas Tech	4
Charlotte	4	Missouri	5	UC-Irvine	2
Cincinnati	4	Murray State	3	UCLA	7
Clemson	6	New Orleans	7	Vanderbilt	20
DePaul	3	Nicholls	9	Washington	5
Fairleigh Dickinson	8	North Alabama	7	Washington State	4
Florida	14	Old Dominion	5	West Virginia	1
Florida State	1	Ole Miss	23	Western Kentucky	4
George Mason	4	Oregon	4	Winthrop	2
Georgia	24	Richmond	1	Wright State	6
Houston	8	Rider	7	<i>Most blocks Against..... LSU (38)</i>	
Kentucky	20	St. Bonaventure	10	<i>Blocks vs. SEC..... 254</i>	
Louisiana Lafayette	5	San Diego	8	<i>Non-Conference blocks..... 298</i>	
Louisiana Monroe	9	South Alabama	15		
Louisiana Tech	6	South Carolina	16		

### JARVIS VARNADO'S CAREER STATS

Year	GP-GS	Min/Avg	FG-FGA	Pct	3FM-3GA	Pct	FT-FTA	Pct	Rebs	PF-D	Asst	TQ	Blk	Stl	Pts/Avg
2006-07	35-13	473/13.5	75-116	.647	0-1	.000	24-45	.533	146-4.2	74-1	11	19	67	12	174/5.0
2007-08	34-34	968/28.5	109-170	.641	1-2	.500	50-100	.500	264-7.8	99-5	18	41	157	18	269/7.9
2008-09	36-36	1012/28.1	180-328	.549	0-1	.000	104-159	.654	317-8.8	83-2	28	60	170	22	464/12.9
2009-10	33-33	1042/31.6	165-283	.583	0-0	.000	113-187	.604	342-10.4	80-2	29	65	158	20	443/13.4
<b>TOTAL</b>	<b>138-116</b>	<b>3495/25.3</b>	<b>529-897</b>	<b>.590</b>	<b>1-4</b>	<b>.250</b>	<b>291-491</b>	<b>.593</b>	<b>1069-7.7</b>	<b>336-10</b>	<b>86</b>	<b>185</b>	<b>552</b>	<b>72</b>	<b>1350/9.8</b>

# A LOOK AT THE ALL-STAR CANDIDATES

**Barry Stewart****G • 6-3 • 170****Shelbyville, TN**


- ✓ Currently ranks 7th all-time in scoring with 1,566 career points.
- ✓ His 11.8 scoring average ranks fourth on the team.
- ✓ His 71 treys are 2nd-most on team.
- ✓ Against Alabama, broke Darryl Wilson's made 3-point record of 258.
- ✓ Against Georgia, became MSU's all-time leader in 3-pointers attempted, breaking Wilson's mark of 645.
- ✓ At Arkansas, broke Jeff Malone's minutes played record of 3,851.
- ✓ At Florida, he and Jarvis Varnado broke Derrick Zimmerman's games-played record of 127.

## Season Highs

- **Points:** 21, Wright State (12-16-09)
- **FGM:** 8, Wright State (12-16-09)
- **FGA:** 16, Kentucky (2-16-10)
- **3GM:** 5, twice (last: USC 2-27-10)
- **3GA:** 11, twice (last: at Auburn 3-3-10)
- **FTM:** 6, twice (last: Florida 3-12-10)
- **FTA:** 7, twice (last: Florida 3-12-10)
- **Rebs:** 8, Vanderbilt SECT 3-13-10
- **Assists:** 7, St. Bonaventure (12-5-09)
- **Steals:** 5, Kentucky (2-16-10)
- **Minutes:** 41, Auburn (2-13-10)
- **Double-Doubles:** 0

## Career Highs

- **Points:** 24, Missouri (12-30-07)
- **FGM:** 8, twice (last: Wright State 12-16-09)
- **FGA:** 19, Alabama (2-21-09)
- **3GM:** 6, Tennessee (2-2-08)
- **3GA:** 11, 4 times (last: Auburn, 3-3-10)
- **FTM:** 10, twice (last: LSU 3-14-09)
- **FTA:** 12, LSU (3-14-09)
- **Rebs:** 12, Florida (3-4-09)
- **Assists:** 7, twice (last: St. Bonaventure, 12-5-09)
- **Steals:** 5, twice (last: UK 2-16-10)
- **Minutes:** 44, twice (last: LSU, 2-11-09)
- **Double-Doubles:** 2

**Dee Bost****G • 6-2 • 170****Concord, NC**


- ✓ After leading MSU with 156 assists last year, he's tops so far with 173, a total that's second most in the SEC.
- ✓ His 12.7 scoring clip is third on the team.
- ✓ Scored career-high 32 points against Auburn.
- ✓ 63 made 3s are the 3rd most on team.
- ✓ Has totaled an MSU-best 20-plus points seven times.
- ✓ Has started all 69 games for MSU since his arrival.

## Season Highs

- **Points:** 32, Auburn (2-13-10)
- **FGM:** 11, Auburn (2-13-10)
- **FGA:** 21, Kentucky (2-16-10)
- **3GM:** 7, Auburn (2-13-10)
- **3GA:** 12, twice (last: Auburn 2-13-10)
- **FTM:** 9, at Western Kentucky (1-4-10); at Ole Miss (1-9-10)
- **FTA:** 12, at Ole Miss (1-9-10)
- **Rebs:** 9, Auburn (2-13-10)
- **Assists:** 11, Wright State (12-16-09)
- **Blks:** 1, 7 times (last: Auburn 2-13-10)
- **Steals:** 3, twice (last: Bama 2-24-10)
- **Minutes:** 43, Kentucky (2-16-10)
- **Double-Doubles:** 0

## Career Highs

- **Points:** 32, Auburn (2-13-10)
- **FGM:** 11, Auburn (2-13-10)
- **FGA:** 21, Kentucky (2-16-10)
- **3GM:** 7, Auburn (2-13-10)
- **3GA:** 12, twice (last: Auburn 2-13-10)
- **FTM:** 10, LSU (2-11-09)
- **FTA:** 12, LSU (2-11-09); Ole Miss (1-9-10)
- **Rebs:** 10, South Carolina (3-13-09)
- **Assists:** 11, Wright State (12-16-09)
- **Blks:** 1, 8 times (last: Auburn 2-13-10)
- **Steals:** 4, San Diego (12-30-08)
- **Minutes:** 47, twice (last: Bama, 2-21-09)
- **Double-Doubles:** 2

**Ravern Johnson****G • 6-7 • 175****Lyon, MS**

- ✓ 79 made 3-pointers are the most on the team, fourth most SEC.
- ✓ Last year, became the second player in MSU history to make 80-plus 3-pointers in a season by draining 83.
- ✓ Second in scoring at MSU with a 13.3 clip.
- ✓ His 40.5 percent accuracy from 3-point range is fourth in the SEC.
- ✓ Ranks 4th all-time at MSU with 169 made 3-pointers.

## Season Highs

- **Points:** 29, UCLA (12-12-09)
- **FGM:** 12, UCLA (12-12-09)
- **FGA:** 19, at Arkansas (1-28-10)
- **3GM:** 5, 3 times (last: MVSU, 12-28-09)
- **3GA:** 10, 3 times (last: LSU, 2-20-10)
- **FTM:** 3, Centenary (12-22-09)
- **FTA:** 4, San Diego (12-31-09); Ole Miss (1-9-10)
- **Rebs:** 8, at Arkansas (1-28-10)
- **Assists:** 3, twice (last: St. Bo (12-5-09)
- **Blocks:** 2, 4 times (last: UGA 1-16-10)
- **Steals:** 2, 3 times (last: Ole Miss 2-11-10)
- **Minutes:** 38, at Houston (12-19-09)

## Career Highs

- **Points:** 29, UCLA (12-12-09)
- **FGM:** 12, UCLA (12-12-09)
- **FGA:** 19, at Arkansas (1-28-10)
- **3GM:** 6, Western Ky (1-5-09)
- **3GA:** 10, seven times (last: at LSU 2-20-10)
- **FTM:** 4, four times (last: South Carolina 3-13-09)
- **FTA:** 5, Alabama State (12-6-08)
- **Rebs:** 8, twice (last: at Arkansas 1-28-10)
- **Assists:** 3, five times (last: St. Bonaventure, 12-05-09)
- **Blocks:** 2, 8 times (last: Georgia, 1-16-10)
- **Steals:** 2, 5 times (last: Ole Miss 2-11-10)
- **Minutes:** 44, Alabama (2-21-08)

# A Look At The MSU PLAYERS

**Phil Turner****G • 6-3 • 170****Grenada, MS**


- ✓ Sixth on team in scoring at 5.5.
- ✓ Fourth on team with 138 rebounds, 28th in SEC.
- ✓ Tied for MSU lead with 40 steals.
- ✓ Collected fifth-career double-double against SE Louisiana.
- ✓ Tied his career high with 14 rebounds vs. Southeastern Louisiana.

## Season Highs

- **Points:** 15, Georgia (1-16-10)
- **FGM:** 4, 3 times (last: Vandy 3-13-10)
- **FGA:** 12, SE Louisiana (11-19-09)
- **3GM:** 2, 7 times (last: Vandy 3-13-10)
- **3GA:** 7, Georgia (1-16-10)
- **FTM:** 4, 3 times (last: Auburn 2-13-10)
- **FTA:** 6, at Western Kentucky (1-4-10)
- **Rebs:** 14, SE Louisiana (11-19-09)
- **Assists:** 5, twice (Ole Miss 2-10-10)
- **Steals:** 3, Texas-Pan Am (11-24-09)
- **Minutes:** 34, SE Louisiana (11-19-09)
- **Double-Doubles:** 1

## Career Highs

- **Points:** 18, Kentucky (2-3-09)
- **FGM:** 7, South Carolina (2-18-09)
- **FGA:** 13, Kentucky (2-3-09)
- **3GM:** 4, four times (last: Arkansas 2-7-09)
- **3GA:** 9, twice (last: Auburn, 2-14-09)
- **FTM:** 9, Nicholls (12-22-08)
- **FTA:** 12, Nicholls (12-22-08)
- **Rebs:** 14, twice (last: SE Louisiana 11-19-09)
- **Assists:** 5, 3 times (last: Ole Miss 2-1-10)
- **Steals:** 6, South Carolina (2-18-09)
- **Minutes:** 47, Alabama (2-21-09)
- **Double-Doubles:** 5

**Kodi Augustus****F • 6-8 • 220****Baton Rouge, LA**


- ✓ Fifth in scoring with 9.2 average; had first double-double at Ole Miss and second at Arkansas.
- ✓ Had career-highs with three assists against Centenary and MVSU.
- ✓ 18-straight made free throws streak snapped against St. Bonaventure.
- ✓ Second on team with 29 blocks.

## Season Highs

- **Points:** 17, 3 times (UK 2-13-10)
- **FGM:** 6, 3 times (last: at Vandy 2-3-10)
- **FGA:** 13, at Arkansas (1-28-10)
- **3GM:** 4, Kentucky (2-16-10)
- **3GA:** 7, twice (last: Kentucky 2-16-10)
- **FTM:** 8, Richmond (11-27-09); Old Dominion (11-28-09)
- **FTA:** 8, four times (last: South Carolina, 2-27-10)
- **Rebs:** 16, at Houston (12-19-09)
- **Assists:** 3, twice (last: MVSU 12-28-09)
- **Steals:** 2, twice (last: Wright State 12-16-09)
- **Blocks:** 5, Wright State (12-16-09)
- **Minutes:** 35, South Carolina (2-27-10)
- **Double-Doubles:** 2

## Career Highs

- **Points:** 19, Georgia (3-12-09)
- **FGM:** 6, 4 times (last: at Vandy 2-3-10)
- **FGA:** 13, at Arkansas (1-28-10)
- **3GM:** 4, Kentucky (2-16-10)
- **3GA:** 7, twice (last: Kentucky 2-16-10)
- **FTM:** 8, Richmond (11-27-09); Old Dominion (11-28-09)
- **FTA:** 8, four times (last: South Carolina, 2-27-10)
- **Rebs:** 16, at Houston (12-19-09)
- **Assists:** 3, twice (last: MVSU 12-28-09)
- **Steals:** 2, Old Dominion (11-28-09)
- **Blocks:** 5, Wright State (12-16-09)
- **Minutes:** 35, South Carolina (2-27-10)
- **Double-Doubles:** 2

**Romero Osby****F • 6-8 • 230****Meridian, MS**

- ✓ Seventh in scoring with 4.6 average.
- ✓ Seen action in 32 of the 33 games mostly as a reserve.
- ✓ Scored in double-digits three times with season high 13 against DePaul.
- ✓ Started 1st-career game vs. Kentucky and has three for his career.

## Season Highs

- **Points:** 13, DePaul (12-10-09)
- **FGM:** 4, twice (last: Wright State 12-16-09)
- **FGA:** 9, DePaul (12-10-09)
- **3GM:** 2, 4 times (last: UF SECT 3-12-10)
- **3GA:** 3, 3 times (last: LSU 1-30-10)
- **FTM:** 5, Auburn (2-13-10)
- **FTA:** 6, Auburn (2-13-10)
- **Rebs:** 7, twice (last: Alabama 1-23-10)
- **Assists:** 4, twice (last: UK 2-16-10)
- **Steals:** 2, St. Bonaventure (12-5-09)
- **Blocks:** 2, twice (last: Bama 2-24-10)
- **Minutes:** 38, Kentucky (2-16-10)
- **Double-Doubles:** 0

## Career Highs

- **Points:** 15, North Alabama (11-19-08)
- **FGM:** 5, twice (last: Houston 1-3-09)
- **FGA:** 13, Houston (1-3-09)
- **3GM:** 2, 5 times (last: UF 3-12-10)
- **3GA:** 3, 6 times (last: LSU 1-30-10)
- **FTM:** 7, Texas Tech (11-29-08)
- **FTA:** 10, Texas Tech (11-29-08)
- **Rebs:** 8, Centenary (11-15-08)
- **Assists:** 4, twice (last: UK 2-16-10)
- **Steals:** 2, St. Bonaventure (12-5-09)
- **Blocks:** 2, four times (last: Alabama 2-24-10)
- **Minutes:** 38, Kentucky (2-16-10)
- **Double-Doubles:** 0



# A Look At The MSU PLAYERS

**Riley Benock****G • 6-4 • 180****Battletown, KY**


- ✓ Has seen action in all 33 games.
- ✓ Broke a seven-game scoring drought at Arkansas with 3 points on 1-of-3 shooting.
- ✓ Fifth on team with 15 steals.
- ✓ Scored season-high 9 points against both Centenary & St. Bonaventure.

## Season Highs

- **Points:** 9, twice (last: Centenary 12-22-09)
- **FGM:** 3, twice (last: Centenary 12-22-09)
- **FGA:** 5, DePaul (12-10-09)
- **3GM:** 2, twice (last: Centenary 12-22-09)
- **3GA:** 5, DePaul (12-10-09)
- **FTM:** 1, Tennessee (3-6-10)
- **FTA:** 2, Tennessee (3-6-10)
- **Rebs:** 5, Kentucky (2-16-10)
- **Assists:** 5, DePaul (12-10-09)
- **Steals:** 2, 5 times (last: Florida SECT 3-12-10)
- **Minutes:** 20, DePaul (12-10-09)
- **Double-Doubles:** 0

## Career Highs


- **Points:** 12, Ole Miss (1-26-08)
- **FGM:** 4, Ole Miss (1-26-08)
- **FGA:** 6, Nicholls State (12-22-08)
- **3GM:** 4, Ole Miss (1-26-08)
- **3GA:** 6, Nicholls State (12-22-08)
- **FTM:** 3, Georgia (1-12-08)
- **FTA:** 4, Georgia (1-12-08)
- **Rebs:** 5, Kentucky (2-13-10)
- **Assists:** 5, DePaul (12-10-09)
- **Steals:** 3, Centenary (11-15-08)
- **Minutes:** 23, LSU (2-11-09)
- **Double-Doubles:** 0

**Wendell Lewis****F • 6-8 • 240****Selma, AL**

- ✓ Seen action in 23 games as a reserve but is done for the year after breaking his right foot.
- ✓ Averaging 1.5 points and 1.5 boards.
- ✓ 7th on team with 13 offensive rebounds.
- ✓ Ranked 24th among SEC freshmen in scoring and T21th in rebounds.

## Season/Career Highs

- **Points:** 7, St. Bonaventure (12-5-09)
- **FGM:** 3, Bethune-Cookman (11-21-09)
- **FGA:** 4, twice (last: St. Bonaventure 12-5-09)
- **FTM:** 3, St. Bonaventure (12-5-09)
- **FTA:** 4, St. Bonaventure (12-5-09)
- **Rebs:** 5, twice (last: St. Bonaventure 12-5-09)
- **Assists:** ---
- **Steals:** ---
- **Blocks:** 3, St. Bonaventure (12-5-09)
- **Minutes:** 15, St. Bonaventure (12-5-09)

**John Riek****F • 7-1 • 242****Sudan**

- ✓ Sat out the first nine games due to NCAA suspension.
- ✓ Has seen action in 10 games, including Saturday's win against Vanderbilt.
- ✓ Ranked T26th among SEC freshmen in scoring (1.5) and 20th in rebounding (1.8).
- ✓ Had season-high 6 points against Centenary.

## Season/Career Highs

- **Points:** 6, Centenary (12-22-09)
- **FGM:** 2, Centenary (12-22-09)
- **FGA:** 3, twice (last: MVSU 12-28-09)
- **FTM:** 2, twice (last: MVSU 12-28-09)
- **FTA:** 4, MVSU 12-28-09
- **Rebs:** 7, Centenary (12-22-09)
- **Assists:** ---
- **Steals:** ---
- **Blocks:** 3, MVSU (12-28-09)
- **Minutes:** 11, MVSU (12-28-09)

# THE REST OF THE TEAM

## THE JUNIORS

### **45 • Elgin Bailey • F/C • 6-8 • 254 • New Orleans, LA**

Has applied for a medical redshirt this year after seeing action in 27 games last year before dislocating his ankle against Florida. He still managed to finish second on the team in blocked shots with 26. Bailey finished the year averaging 3.9 points and 2.4 rebounds. He returned to the court this year against SE Louisiana but did not play against Bethune-Cookman. Scored his first point of the year on a free throw against Texas-Pan American and logged four minutes against Richmond and six against Old Dominion in South Padre.

## THE SOPHOMORES

### **4 • Twany Beckham • G • 6-5 • 190 • Louisville, KY**

Is redshirting this year after having two hip surgeries. Beckham played in the last 32 games of last season and was one of MSU's first players off the bench. He logged a total of 33 minutes in the SEC Tournament and averaged 1.5 points, 2.0 rebounds and dished out three assists. He finished the year averaging 1.6 points and 1.5 boards a game.

## THE FRESHMEN

### **10 • Shaun Smith • G • 6-6 • 195 • Brooksville, MS**

Is redshirting this year. The first member of the 2009 MSU signing class, the heralded All-State member from Noxubee County is known for his athleticism and ball-handling skills. Ranked the 23rd best shooting guard in the country by Scout.com, Smith inked his next four years with Bulldog basketball on his birthday. As a senior, he averaged 25.1 points, 5.8 rebounds and 2.2 steals.

### **1 • Renardo Sidney • G • 6-10 • 260 • Jackson, MS**

Is waiting to be cleared to play by the NCAA. One of MSU's most highly touted recruits, Sidney brings numerous accolades including McDonald's All American selection, USA Junior National Select Team inclusion as well as Naismith High School Player of the Year finalist. He was also tabbed Co-MVP at the Jordan Brand Classic at the famous Madison Square Garden in New York City. Sidney made his national impression at the McDonald's All-Star game where he scored 11 points while grabbing 6 rebounds.

\* = Conference game



**2009-2010 Mississippi State Basketball**  
**Mississippi State Combined Team Statistics (as of Mar 13, 2010)**  
**2010 SEC Tournament**

<b>RECORD:</b>	<b>OVERALL</b>	<b>HOME</b>	<b>AWAY</b>	<b>NEUTRAL</b>
ALL GAMES	2-0	0-0	0-0	2-0
CONFERENCE	0-0	0-0	0-0	0-0
NON-CONFERENCE	2-0	0-0	0-0	2-0

#	Player	gp-gs	min	avg	Total		3-Point		F-Throw		Rebounds											
					fg-fga	fg%	3fg-fga	3fg%	ft-fa	ft%	off	def	tot	avg	pf	dq	a	to	blk	stl	pts	avg
22	Barry Stewart	2-2	70	35.0	8-21	.381	4-12	.333	11-13	.846	1	10	11	5.5	6	0	5	1	0	1	31	15.5
32	Jarvis Varnado	2-2	68	34.0	10-14	.714	0-0	.000	6-12	.500	3	10	13	6.5	5	0	1	4	10	0	26	13.0
03	Dee Bost	2-2	72	36.0	8-20	.400	4-10	.400	1-1	1.000	0	5	5	2.5	2	0	7	7	0	2	21	10.5
02	Ravern Johnson	2-2	51	25.5	7-13	.538	2-6	.333	2-2	1.000	1	6	7	3.5	4	0	1	3	0	0	18	9.0
24	Kodi Augustus	2-2	46	23.0	7-18	.389	0-3	.000	0-1	.000	1	5	6	3.0	6	0	1	2	2	1	14	7.0
05	Romero Osby	2-0	27	13.5	5-7	.714	3-3	1.000	0-0	.000	2	2	4	2.0	1	0	2	0	1	0	13	6.5
25	Phil Turner	2-0	41	20.5	4-11	.364	2-7	.286	1-2	.500	3	3	6	3.0	4	0	3	3	0	1	11	5.5
15	Riley Benock	2-0	20	10.0	1-1	1.000	1-1	1.000	0-0	.000	0	0	0	0.0	2	0	0	0	1	2	3	1.5
11	Riek, John	2-0	5	2.5	0-0	.000	0-0	.000	0-0	.000	0	0	0	0.0	1	0	0	0	0	0	0	0.0
	Team										1	7	8				1					
	Total.....	2	400		50-105	.476	16-42	.381	21-31	.677	12	48	60	30.0	31	0	20	21	14	7	137	68.5
	Opponents.....	2	400		42-108	.389	15-36	.417	22-36	.611	23	48	71	35.5	33	-	20	23	5	10	121	60.5

<b>TEAM STATISTICS</b>	<b>MS</b>	<b>OPP</b>	<b>Date</b>	<b>Opponent</b>	<b>Score</b>	<b>Att.</b>
SCORING	137	121	03/12/10	vs Florida	w 75-69	16614
Points per game	68.5	60.5	03/13/10	vs Vanderbilt	w 62-52	20207
Scoring margin	+8.0	-	* = Conference game			
FIELD GOALS-ATT	50-105	42-108				
Field goal pct	.476	.389				
3 POINT FG-ATT	16-42	15-36				
3-point FG pct	.381	.417				
3-pt FG made per game	8.0	7.5				
FREE THROWS-ATT	21-31	22-36				
Free throw pct	.677	.611				
F-Throws made per game	10.5	11.0				
REBOUNDS	60	71				
Rebounds per game	30.0	35.5				
Rebounding margin	-5.5	-				
ASSISTS	20	20				
Assists per game	10.0	10.0				
TURNOVERS	21	23				
Turnovers per game	10.5	11.5				
Turnover margin	+1.0	-				
Assist/turnover ratio	1.0	0.9				
STEALS	7	10				
Steals per game	3.5	5.0				
BLOCKS	14	5				
Blocks per game	7.0	2.5				
ATTENDANCE	0	36821				
Home games-Avg/Game	0-0	0-0				
Neutral site-Avg/Game	-	2-18410				

<b>Score by Periods</b>	<b>1st</b>	<b>2nd</b>	<b>Totals</b>
Mississippi State	72	65	137
Opponents	55	66	121

**2009-2010 Mississippi State Basketball**  
**Mississippi State Game-by-Game Highs (as of Mar 13, 2010)**  
**All games**

Opponent	Date	Score	Points	Rebounds	Assists	Steals	Blocked shots
RIDER	11-13-09	74-88	22-Jarvis Varnado	14-Jarvis Varnado	7-Dee Bost	1-Phil Turner Dee Bost	7-Jarvis Varnado
SE LOUISIANA	11-19-09	82-67	20-Jarvis Varnado	14-Phil Turner	4-Dee Bost	3-Jarvis Varnado	8-Jarvis Varnado
BETHUNE-COOKMAN	11-21-09	67-51	10-Dee Bost Barry Stewart Ravern Johnson Jarvis Varnado	10-Jarvis Varnado	4-Barry Stewart	2-Riley Benock Ravern Johnson Phil Turner Dee Bost	4-Jarvis Varnado
TEXAS-PAN AMERICAN	11-24-09	75-50	13-Dee Bost	15-Jarvis Varnado	4-Dee Bost	3-Phil Turner	8-Jarvis Varnado
vs Richmond	11-27-09	62-63	15-Ravern Johnson	9-Phil Turner	4-Dee Bost	None	1-Jarvis Varnado
vs Old Dominion	11-28-09	69-55	25-Dee Bost	7-Kodi Augustus	4-Dee Bost	2-Kodi Augustus	5-Jarvis Varnado
ST. BONAVENTURE	12-05-09	105-53	18-Ravern Johnson	8-Dee Bost Jarvis Varnado	7-Dee Bost Barry Stewart	3-Jarvis Varnado	4-Jarvis Varnado
vs DePaul	12-10-09	76-45	14-Ravern Johnson	14-Jarvis Varnado	5-Phil Turner	2-Phil Turner	3-Jarvis Varnado
vs UCLA	12-12-09	72-54	29-Ravern Johnson	11-Jarvis Varnado	7-Dee Bost	3-Phil Turner	7-Jarvis Varnado
WRIGHT STATE	12-16-09	80-69	21-Barry Stewart	8-Jarvis Varnado	11-Dee Bost	2-Kodi Augustus Barry Stewart	6-Jarvis Varnado
at Houston	12-19-09	70-64	15-Ravern Johnson Dee Bost	17-Jarvis Varnado	6-Dee Bost	2-Dee Bost	5-Jarvis Varnado
vs Centenary	12-22-09	88-51	20-Ravern Johnson	9-Jarvis Varnado	6-Dee Bost	2-Dee Bost Phil Turner	4-Jarvis Varnado
MISS. VALLEY STATE	12-28-09	73-45	22-Ravern Johnson	8-Phil Turner	7-Dee Bost	3-Dee Bost	7-Jarvis Varnado
at San Diego	12/31/09	77-68	23-Jarvis Varnado	17-Jarvis Varnado	4-Barry Stewart	2-Dee Bost	2-Jarvis Varnado
at WKU	01/04/10	52-55	17-Jarvis Varnado	12-Jarvis Varnado	5-Dee Bost	2-Jarvis Varnado	3-Jarvis Varnado
at Ole Miss	01/09/10	80-75	25-Dee Bost	12-Kodi Augustus Jarvis Varnado	6-Dee Bost	2-Ravern Johnson	6-Jarvis Varnado
ARKANSAS	01-14-10	82-80	20-Dee Bost	12-Jarvis Varnado	6-Dee Bost	2-Riley Benock	10-Jarvis Varnado
UGA	01-16-10	72-69	15-Dee Bost Phil Turner	14-Jarvis Varnado	7-Dee Bost	3-Phil Turner	6-Jarvis Varnado
at Alabama	01/23/10	57-62	13-Barry Stewart	8-Dee Bost Jarvis Varnado	2-Dee Bost Phil Turner	2-Phil Turner Barry Stewart	4-Jarvis Varnado
at Arkansas	01-28-10	62-67	19-Ravern Johnson	14-Jarvis Varnado	6-Dee Bost	1-Jarvis Varnado Riley Benock Barry Stewart	2-Jarvis Varnado Kodi Augustus
LOUISIANA STATE	01-30-10	67-51	15-Ravern Johnson	10-Jarvis Varnado	5-Dee Bost	2-Barry Stewart	4-Jarvis Varnado
at Vanderbilt	2/3/10	72-75	15-Kodi Augustus	14-Jarvis Varnado	4-Phil Turner	4-Barry Stewart	9-Jarvis Varnado
at Florida	2/6/10	62-69	20-Ravern Johnson	13-Jarvis Varnado	9-Dee Bost	3-Barry Stewart	1-Kodi Augustus Dee Bost Jarvis Varnado
OLE MISS	02-11-10	71-63	18-Ravern Johnson	11-Jarvis Varnado	5-Phil Turner	3-Phil Turner	4-Jarvis Varnado
AUBURN	02-13-10	85-75	32-Dee Bost	12-Jarvis Varnado	5-Barry Stewart	2-Phil Turner	5-Jarvis Varnado
KENTUCKY	02-16-10	75-81	22-Dee Bost	5-Jarvis Varnado Riley Benock Dee Bost Kodi Augustus	4-Romero Osby	5-Barry Stewart	2-Jarvis Varnado
at LSU	02/20/10	60-59	16-Ravern Johnson	6-Dee Bost Jarvis Varnado	9-Dee Bost	2-Dee Bost	7-Jarvis Varnado
ALABAMA	02-24-10	74-66	22-Dee Bost	10-Jarvis Varnado	5-Barry Stewart	3-Barry Stewart Dee Bost	8-Jarvis Varnado
at South Carolina	2/27/10	76-63	19-Jarvis Varnado	12-Jarvis Varnado	7-Dee Bost	3-Barry Stewart	1-Phil Turner Jarvis Varnado
at Auburn	03/03/10	80-89	25-Dee Bost	8-Kodi Augustus	8-Dee Bost	1-Dee Bost Kodi Augustus Ravern Johnson	3-Jarvis Varnado

2009-2010 Mississippi State Basketball  
Mississippi State Game-by-Game Highs (as of Mar 13, 2010)  
All games

Opponent	Date	Score	Points	Rebounds	Assists	Steals	Blocked shots
TENNESSEE	03-06-10	59-75	15-Kodi Augustus	6-Ravern Johnson Jarvis Varnado	6-Dee Bost	1-Jarvis Varnado Phil Turner Kodi Augustus Dee Bost	3-Kodi Augustus
vs Florida	03/12/10	75-69	17-Barry Stewart	6-Ravern Johnson	5-Dee Bost	2-Dee Bost Riley Benock	4-Jarvis Varnado
vs Vanderbilt	03/13/10	62-52	14-Barry Stewart	9-Jarvis Varnado	2-Barry Stewart Dee Bost Phil Turner	1-Kodi Augustus Barry Stewart	6-Jarvis Varnado



**2009-2010 Mississippi State Basketball**  
**Mississippi State Team Game-by-Game Comparison (as of Mar 13, 2010)**  
**All games**

Opponent	1st	2nd	Score	Mar	Total FG	FG Pct	3-Pointers	3FG Pct	Free Throws	FT Pct	Rebounds	Assist	T/Over	Block	Steal	Fouls
RIDER	42/44	32/44	74-88	(14)	26-62/30-59	.419/.508	10-27/10-16	.370/.625	12-19/18-28	.632/.643	37/38 (1)	15/14	12/6	9/2	2/5	20/19
SE LOUISIANA	41/29	41/38	82-67	+15	28-62/26-66	.452/.394	10-25/8-20	.400/.400	16-21/7-9	.762/.778	47/30 +17	12/12	13/11	10/7	9/5	9/19
BETHUNE-COOKMAN	31/24	36/27	67-51	+16	24-56/18-52	.429/.346	8-20/4-12	.400/.333	11-15/11-13	.733/.846	37/32 +5	13/9	13/15	9/4	8/9	8/15
TEXAS-PAN AMERICAN	42/33	33/17	75-50	+25	30-57/19-65	.526/.292	9-22/7-21	.409/.333	6-11/5-8	.545/.625	45/33 +12	9/7	16/11	14/2	8/6	12/15
Richmond	32/35	30/28	62-63	(1)	18-54/22-44	.333/.500	9-25/8-19	.360/.421	17-23/11-14	.739/.786	41/24 +17	10/16	13/13	1/1	0/5	15/22
Old Dominion	36/28	33/27	69-55	+14	21-45/22-58	.467/.379	9-23/5-18	.391/.278	18-23/6-8	.783/.750	33/33 -	12/14	11/10	5/0	3/5	10/23
ST. BONAVENTURE	56/22	49/31	105-53	+52	37-62/23-69	.597/.333	16-28/2-11	.571/.182	15-21/5-9	.714/.556	44/31 +13	25/7	11/12	10/4	7/5	14/18
DePaul	35/15	41/30	76-45	+31	24-55/18-64	.436/.281	12-29/5-18	.414/.278	16-22/4-10	.727/.400	49/36 +13	13/6	17/12	7/1	6/10	12/19
UCLA	40/19	32/35	72-54	+18	28-59/22-63	.475/.349	9-24/4-20	.375/.200	7-12/6-13	.583/.462	39/41 (2)	11/12	12/10	8/1	5/7	8/13
WRIGHT STATE	43/31	37/38	80-69	+11	29-46/23-66	.630/.348	12-25/14-36	.480/.389	10-14/9-10	.714/.900	34/28 +6	16/14	18/10	13/0	5/7	12/15
Houston	34/34	36/30	70-64	+6	22-57/24-77	.386/.312	8-22/10-31	.364/.323	18-30/6-14	.600/.429	59/39 +20	8/11	19/6	6/0	5/7	14/23
Centenary	46/27	42/24	88-51	+37	30-60/19-59	.500/.322	14-27/6-19	.519/.316	14-18/7-12	.778/.583	44/29 +15	20/10	10/11	9/4	5/7	12/14
MISS. VALLEY STATE	41/22	32/23	73-45	+28	24-61/19-62	.393/.306	12-33/4-19	.364/.211	13-20/3-8	.650/.375	44/45 (1)	16/6	4/13	12/1	10/1	10/16
San Diego	38/30	39/38	77-68	+9	26-48/22-57	.542/.386	6-14/6-17	.429/.353	19-26/18-25	.731/.720	35/29 +6	10/9	17/12	4/2	5/6	20/21
WKU	26/23	26/32	52-55	(3)	17-47/19-55	.362/.345	4-19/5-19	.211/.263	14-27/12-16	.519/.750	41/34 +7	7/10	18/13	5/2	4/9	18/21
Ole Miss	37/42	43/33	80-75	+5	24-57/29-72	.421/.403	10-22/9-23	.455/.391	22-33/8-13	.667/.615	46/39 +7	12/15	15/9	8/5	6/7	13/21
ARKANSAS	51/39	31/41	82-80	+2	27-57/31-76	.474/.408	8-17/8-18	.471/.444	20-30/10-14	.667/.714	42/37 +5	14/16	14/11	13/5	6/8	12/22
UGA	30/41	42/28	72-69	+3	24-58/30-70	.414/.429	8-31/2-14	.258/.143	16-25/7-9	.640/.778	33/47 (14)	12/11	11/15	10/3	9/7	9/17
Alabama	26/27	31/35	57-62	(5)	20-63/22-63	.317/.349	2-18/6-19	.111/.316	15-23/12-18	.652/.667	45/49 (4)	7/16	11/13	7/6	7/7	15/18
Arkansas	29/21	33/46	62-67	(5)	21-67/19-52	.313/.365	5-26/7-21	.192/.333	15-18/22-33	.833/.667	44/37 +7	8/10	15/11	8/3	3/7	22/16
LOUISIANA STATE	23/15	44/36	67-51	+16	21-50/18-53	.420/.340	7-22/5-15	.318/.333	18-26/10-14	.692/.714	36/34 +2	11/7	8/12	7/0	4/1	16/19
Vanderbilt	31/38	41/37	72-75	(3)	24-68/25-56	.353/.446	9-34/6-11	.265/.545	15-22/19-27	.682/.704	40/40 -	10/12	15/17	10/4	8/7	22/17
Florida	29/27	33/42	62-69	(7)	23-60/25-62	.383/.403	8-23/3-17	.348/.176	8-13/16-22	.615/.727	35/46 (11)	16/14	14/14	3/1	8/11	18/13
OLE MISS	33/29	38/34	71-63	+8	24-49/27-71	.490/.380	8-24/6-26	.333/.231	15-23/3-4	.652/.750	39/36 +3	16/11	17/10	7/4	8/13	9/21
AUBURN	35/38	39/36	85-75	+10	29-70/29-79	.414/.367	11-34/9-33	.324/.273	16-23/8-12	.696/.667	46/47 (1)	11/10	8/8	9/2	2/5	10/17
KENTUCKY	29/32	38/35	75-81	(6)	27-70/28-66	.386/.424	10-35/4-24	.286/.167	11-16/21-31	.688/.677	35/52 (17)	15/14	9/12	2/12	9/5	28/17
LSU	24/20	36/39	60-59	+1	22-50/23-63	.440/.365	10-29/7-19	.345/.368	6-6/6-9	.000/.667	33/36 (3)	16/15	14/9	9/2	4/7	11/10
ALABAMA	31/29	43/37	74-66	+8	26-56/26-61	.464/.426	9-27/6-13	.333/.462	13-19/8-13	.684/.615	34/38 (4)	16/7	15/14	12/5	9/8	13/19
South Carolina	35/28	41/35	76-63	+13	26-52/26-60	.500/.433	10-21/7-28	.476/.250	14-20/4-5	.700/.800	36/26 +10	12/11	10/9	2/3	4/7	10/13
Auburn	37/46	43/43	80-89	(9)	30-62/30-58	.484/.517	12-33/11-24	.364/.458	8-11/18-31	.727/.581	33/36 (3)	16/19	10/8	4/3	3/5	19/13
TENNESSEE	21/38	38/37	59-75	(16)	20-59/30-60	.339/.500	9-32/3-16	.281/.188	10-17/12-16	.588/.750	30/46 (16)	13/12	13/15	6/3	4/10	14/19
Florida	39/28	36/41	75-69	+6	28-49/24-56	.571/.429	10-20/9-24	.500/.375	9-11/12-19	.818/.632	23/34 (11)	13/9	12/12	6/2	5/7	17/12
Vanderbilt	33/27	29/25	62-52	+10	22-56/18-52	.393/.346	6-22/6-12	.273/.500	12-20/10-17	.600/.588	37/37 -	7/11	9/11	8/3	2/3	14/21

Note: Game totals are displayed in the format TEAM/OPPONENT for each category

**2009-2010 Mississippi State Basketball**  
**Mississippi State Individual Game-by-Game (as of Mar 13, 2010)**  
**All games**

**#02 Ravern Johnson**

Opponent	Date	gs	min	Total		3-Pointers		Free throws		Rebounds				pf	a	t/o	blk	stl	pts	avg	
				fg-fga	pct	3fg-fga	pct	ft-fga	pct	off	def	tot	avg								
RIDER	11-13-09	*	29	4-11	.364	2-8	.250	0-0	.000	0	1	1	1.0	1	1	0	0	0	10	10.0	
SE LOUISIANA	11-19-09	*	31	7-13	.538	3-6	.500	0-0	.000	1	2	3	2.0	2	0	1	0	1	17	13.5	
BETHUNE-COOKMAN	11-21-09	*	26	4-10	.400	2-6	.333	0-0	.000	0	2	2	2.0	0	0	1	1	2	10	12.3	
TEXAS-PAN AMERICAN	11-24-09	*	25	4-8	.500	2-5	.400	1-1	1.000	1	2	3	2.3	4	0	5	2	1	11	12.0	
vs Richmond	11-27-09	*	31	6-11	.545	3-6	.500	0-0	.000	3	3	6	3.0	1	1	0	0	0	15	12.6	
vs Old Dominion	11-28-09	*	26	2-6	.333	2-5	.400	0-0	.000	0	3	3	3.0	0	3	2	0	0	6	11.5	
ST. BONAVENTURE	12-05-09	*	24	7-11	.636	4-6	.667	0-0	.000	0	5	5	3.3	0	3	0	0	0	18	12.4	
vs DePaul	12-10-09	*	22	5-8	.625	4-6	.667	0-0	.000	0	3	3	3.3	2	0	2	1	0	14	12.6	
vs UCLA	12-12-09	*	31	12-15	.800	5-8	.625	0-0	.000	1	6	7	3.7	0	0	1	0	0	29	14.4	
WRIGHT STATE	12-16-09	*	32	5-7	.714	3-4	.750	0-0	.000	0	5	5	3.8	1	1	2	0	0	13	14.3	
at Houston	12-19-09	*	38	5-14	.357	3-10	.300	2-2	1.000	1	3	4	3.8	1	1	2	0	0	15	14.4	
vs Centenary	12-22-09	*	23	6-11	.545	5-8	.625	3-3	1.000	0	3	3	3.8	0	0	1	2	0	20	14.8	
MISS. VALLEY STATE	12-28-09	*	29	8-15	.533	5-10	.500	1-3	.333	1	3	4	3.8	0	0	0	2	1	22	15.4	
at San Diego	12/31/09	*	37	3-5	.600	2-3	.667	2-4	.500	0	3	3	3.7	0	0	1	1	1	10	15.0	
at WKU	01/04/10	*	34	3-10	.300	2-6	.333	0-2	.000	2	4	6	3.9	3	0	3	1	0	8	14.5	
at Ole Miss	01/09/10	*	30	5-9	.556	3-5	.600	2-4	.500	1	0	1	3.7	1	1	0	1	2	15	14.6	
ARKANSAS	01-14-10	*	23	4-6	.667	3-5	.600	0-0	.000	0	2	2	3.6	2	0	0	0	0	11	14.4	
UGA	01-16-10	*	30	2-11	.182	1-8	.125	2-4	.500	0	2	2	3.5	2	0	2	2	1	7	13.9	
at Alabama	01/23/10	*	26	4-9	.444	0-2	.000	2-3	.667	2	3	5	3.6	1	0	0	0	0	10	13.7	
at Arkansas	01-28-10	*	34	9-19	.474	1-8	.125	0-0	.000	0	8	8	3.8	3	0	2	1	0	19	14.0	
LOUISIANA STATE	01-30-10	*	24	6-11	.545	1-4	.250	2-3	.667	1	1	2	3.7	3	0	0	1	0	15	14.0	
at Vanderbilt	2/3/10	*	20	2-7	.286	2-6	.333	0-0	.000	0	0	0	3.5	5	2	1	0	0	6	13.7	
at Florida	2/6/10	*	35	8-11	.727	2-4	.500	2-2	1.000	1	4	5	3.6	1	1	1	0	1	20	14.0	
OLE MISS	02-11-10	*	26	7-13	.538	4-7	.571	0-2	.000	1	1	2	3.5	1	0	2	1	2	18	14.1	
AUBURN	02-13-10	*	21	1-6	.167	1-5	.200	0-0	.000	0	0	0	3.4	0	0	1	0	0	3	13.7	
at LSU	02/20/10		26	5-11	.455	4-10	.400	2-2	1.000	1	1	2	3.3	2	0	2	0	0	16	13.8	
ALABAMA	02-24-10		29	5-11	.455	2-7	.286	0-0	.000	1	1	2	3.3	3	1	2	0	0	12	13.7	
at South Carolina	2/27/10	*	37	5-11	.455	3-8	.375	2-2	1.000	1	4	5	3.4	0	0	0	0	0	15	13.8	
at Auburn	03/03/10	*	37	7-16	.438	2-8	.250	0-0	.000	2	1	3	3.3	1	1	2	0	1	16	13.8	
TENNESSEE	03-06-10	*	33	2-11	.182	1-5	.200	0-0	.000	3	3	6	3.4	0	1	1	0	0	5	13.5	
vs Florida	03/12/10	*	26	4-7	.571	2-4	.500	2-2	1.000	1	5	6	3.5	2	0	2	0	0	12	13.5	
vs Vanderbilt	03/13/10	*	25	3-6	.500	0-2	.000	0-0	.000	0	1	1	3.4	2	1	1	0	0	6	13.3	
Totals			30	920	160-330	.485	79-195	.405	25-39	.641	25	85	110	3.4	44	18	40	16	13	424	13.3

Games played: 32  
Minutes/game: 28.8  
Points/game: 13.3  
FG Pct: 48.5  
3FG Pct: 40.5  
FT Pct: 64.1

Rebounds/game: 3.4  
Assists/game: 0.6  
Turnovers/game: 1.3  
Assist/turnover ratio: 0.5  
Steals/game: 0.4  
Blocks/game: 0.5

2009-2010 Mississippi State Basketball  
Mississippi State Individual Game-by-Game (as of Mar 13, 2010)  
All games

#03 Dee Bost

Opponent	Date	gs	min	Total		3-Pointers		Free throws		Rebounds				pf	a	t/o	blk	stl	pts	avg	
				fg-fga	pct	3fg-fga	pct	ft-fa	pct	off	def	tot	avg								
RIDER	11-13-09	*	39	3-11	.273	3-6	.500	5-6	.833	1	1	2	2.0	5	7	2	0	1	14	14.0	
SE LOUISIANA	11-19-09	*	32	3-5	.600	2-3	.667	2-5	.400	0	5	5	3.5	1	4	3	0	1	10	12.0	
BETHUNE-COOKMAN	11-21-09	*	31	2-7	.286	2-4	.500	4-4	1.000	1	3	4	3.7	0	2	5	0	2	10	11.3	
TEXAS-PAN AMERICAN	11-24-09	*	30	4-10	.400	2-6	.333	3-3	1.000	0	6	6	4.3	1	4	4	0	2	13	11.8	
vs Richmond	11-27-09	*	35	1-7	.143	1-5	.200	2-4	.500	0	3	3	4.0	3	4	2	0	0	5	10.4	
vs Old Dominion	11-28-09	*	37	8-13	.615	6-9	.667	3-4	.750	0	4	4	4.0	0	4	1	0	1	25	12.8	
ST. BONAVENTURE	12-05-09	*	24	6-9	.667	5-7	.714	0-0	.000	1	7	8	4.6	4	7	1	0	1	17	13.4	
vs DePaul	12-10-09	*	30	1-6	.167	1-4	.250	1-2	.500	0	3	3	4.4	2	4	5	1	1	4	12.3	
vs UCLA	12-12-09	*	34	0-6	.000	0-4	.000	2-2	1.000	1	5	6	4.6	1	7	3	0	1	2	11.1	
WRIGHT STATE	12-16-09	*	33	3-9	.333	1-5	.200	0-0	.000	0	6	6	4.7	1	11	4	0	0	7	10.7	
at Houston	12-19-09	*	38	4-9	.444	2-4	.500	5-5	1.000	0	6	6	4.8	0	6	7	0	2	15	11.1	
vs Centenary	12-22-09	*	27	4-7	.571	2-4	.500	0-0	.000	0	6	6	4.9	1	6	2	1	2	10	11.0	
MISS. VALLEY STATE	12-28-09	*	36	2-12	.167	1-7	.143	0-0	.000	1	4	5	4.9	1	7	1	0	3	5	10.5	
at San Diego	12/31/09	*	36	3-10	.300	0-2	.000	4-6	.667	0	3	3	4.8	3	3	4	1	2	10	10.5	
at WKU	01/04/10	*	35	2-7	.286	0-3	.000	9-11	.818	1	5	6	4.9	3	5	0	0	1	13	10.7	
at Ole Miss	01/09/10	*	37	7-13	.538	2-5	.400	9-12	.750	0	2	2	4.7	2	6	5	0	1	25	11.6	
ARKANSAS	01-14-10	*	35	6-15	.400	2-5	.400	6-11	.545	1	6	7	4.8	0	6	5	1	1	20	12.1	
UGA	01-16-10	*	38	6-14	.429	0-4	.000	3-5	.600	0	4	4	4.8	1	7	2	0	2	15	12.2	
at Alabama	01/23/10	*	36	3-13	.231	0-4	.000	4-8	.500	1	7	8	4.9	2	2	5	0	0	10	12.1	
at Arkansas	01-28-10	*	37	2-10	.200	0-2	.000	4-5	.800	1	0	1	4.8	4	6	6	1	0	8	11.9	
LOUISIANA STATE	01-30-10	*	29	1-4	.250	0-3	.000	0-0	.000	1	3	4	4.7	0	5	2	0	1	2	11.4	
at Vanderbilt	2/3/10	*	34	3-14	.214	3-12	.250	3-4	.750	1	1	2	4.6	3	1	6	0	1	12	11.5	
at Florida	2/6/10	*	35	2-6	.333	1-4	.250	0-0	.000	0	0	0	4.4	4	9	2	1	1	5	11.2	
OLE MISS	02-11-10	*	33	3-7	.429	1-5	.200	4-5	.800	0	4	4	4.4	1	3	5	0	2	11	11.2	
AUBURN	02-13-10	*	40	11-19	.579	7-12	.583	3-3	1.000	0	9	9	4.6	0	4	1	1	0	32	12.0	
KENTUCKY	02-16-10	*	43	9-21	.429	2-10	.200	2-4	.500	0	5	5	4.6	4	3	2	0	2	22	12.4	
at LSU	02/20/10	*	36	3-7	.429	2-4	.500	0-0	.000	1	5	6	4.6	1	9	4	0	2	8	12.2	
ALABAMA	02-24-10	*	34	7-9	.778	3-4	.750	5-5	1.000	0	3	3	4.6	3	3	5	0	3	22	12.6	
at South Carolina	2/27/10	*	38	4-10	.400	1-4	.250	2-2	1.000	0	2	2	4.5	1	7	2	0	0	11	12.5	
at Auburn	03/03/10	*	39	8-13	.615	5-9	.556	4-7	.571	0	3	3	4.4	4	8	4	0	1	25	12.9	
TENNESSEE	03-06-10	*	35	4-11	.364	2-8	.250	1-1	1.000	2	3	5	4.5	4	6	3	0	1	11	12.9	
vs Florida	03/12/10	*	36	4-8	.500	2-4	.500	0-0	.000	0	2	2	4.4	2	5	4	0	2	10	12.8	
vs Vanderbilt	03/13/10	*	36	4-12	.333	2-6	.333	1-1	1.000	0	3	3	4.3	0	2	3	0	0	11	12.7	
Totals			33	1148	133-334	.398	63-178	.354	91-125	.728	14	129	143	4.3	62	173	110	7	40	420	12.7

Games played: 33  
Minutes/game: 34.8  
Points/game: 12.7  
FG Pct: 39.8  
3FG Pct: 35.4  
FT Pct: 72.8

Rebounds/game: 4.3  
Assists/game: 5.2  
Turnovers/game: 3.3  
Assist/turnover ratio: 1.6  
Steals/game: 1.2  
Blocks/game: 0.2

2009-2010 Mississippi State Basketball  
Mississippi State Individual Game-by-Game (as of Mar 13, 2010)  
All games

#05 Romero Osby

Opponent	Date	gs	min	Total		3-Pointers		Free throws		Rebounds				pf	a	t/o	blk	stl	pts	avg
				fg-fga	pct	3fg-fga	pct	ft-fa	pct	off	def	tot	avg							
RIDER	11-13-09		11	2-3	.667	0-0	.000	0-0	.000	1	2	3	3.0	1	0	1	1	0	4	4.0
SE LOUISIANA	11-19-09		13	2-5	.400	1-2	.500	0-0	.000	2	2	4	3.5	1	1	2	0	0	5	4.5
BETHUNE-COOKMAN	11-21-09		24	2-6	.333	0-2	.000	3-4	.750	1	5	6	4.3	1	3	1	2	0	7	5.3
TEXAS-PAN AMERICAN	11-24-09		15	3-6	.500	1-2	.500	1-1	1.000	1	1	2	3.8	1	2	1	0	0	8	6.0
vs Richmond	11-27-09		8	1-1	1.000	0-0	.000	2-4	.500	1	0	1	3.2	1	0	1	0	0	4	5.6
vs Old Dominion	11-28-09		14	0-1	.000	0-0	.000	1-2	.500	0	1	1	2.8	2	0	1	0	0	1	4.8
ST. BONAVENTURE	12-05-09		17	2-3	.667	0-0	.000	1-3	.333	1	4	5	3.1	1	0	3	1	2	5	4.9
vs DePaul	12-10-09		17	4-9	.444	1-3	.333	4-4	1.000	2	5	7	3.6	0	1	0	0	0	13	5.9
vs UCLA	12-12-09		8	1-1	1.000	0-0	.000	0-0	.000	0	2	2	3.4	0	0	2	0	0	2	5.4
WRIGHT STATE	12-16-09		9	4-4	1.000	2-2	1.000	0-0	.000	0	2	2	3.3	0	0	4	1	0	10	5.9
at Houston	12-19-09		2	0-0	.000	0-0	.000	0-0	.000	0	1	1	3.1	1	0	1	0	0	0	5.4
vs Centenary	12-22-09		17	3-5	.600	2-3	.667	0-0	.000	1	1	2	3.0	2	0	0	0	0	8	5.6
at San Diego	12/31/09		3	0-0	.000	0-0	.000	2-2	1.000	0	2	2	2.9	0	0	0	0	0	2	5.3
at WKU	01/04/10		6	0-0	.000	0-0	.000	0-0	.000	0	1	1	2.8	2	0	2	0	0	0	4.9
at Ole Miss	01/09/10		10	2-4	.500	1-2	.500	0-0	.000	1	2	3	2.8	1	0	1	0	0	5	4.9
ARKANSAS	01-14-10		17	3-4	.750	0-0	.000	3-5	.600	2	0	2	2.8	3	2	0	0	0	9	5.2
UGA	01-16-10		10	1-3	.333	1-3	.333	0-0	.000	1	1	2	2.7	0	0	1	0	0	3	5.1
at Alabama	01/23/10		14	2-8	.250	0-1	.000	0-0	.000	4	3	7	2.9	1	0	2	0	1	4	5.0
at Arkansas	01-28-10		7	0-1	.000	0-1	.000	0-0	.000	0	1	1	2.8	0	0	1	0	0	0	4.7
LOUISIANA STATE	01-30-10		15	2-5	.400	1-3	.333	0-0	.000	1	3	4	2.9	1	2	1	0	0	5	4.8
at Vanderbilt	2/3/10		18	3-3	1.000	2-2	1.000	0-2	.000	1	4	5	3.0	3	1	1	0	0	8	4.9
at Florida	2/6/10		8	0-3	.000	0-1	.000	0-0	.000	0	1	1	2.9	1	0	0	0	0	0	4.7
OLE MISS	02-11-10		13	3-5	.600	0-1	.000	3-4	.750	1	1	2	2.9	1	0	0	1	0	9	4.9
AUBURN	02-13-10		24	3-7	.429	0-1	.000	5-6	.833	0	1	1	2.8	1	0	0	0	0	11	5.1
KENTUCKY	02-16-10	*	38	2-6	.333	0-2	.000	1-2	.500	3	0	3	2.8	4	4	4	0	1	5	5.1
at LSU	02/20/10	*	14	1-4	.250	0-1	.000	0-0	.000	2	3	5	2.9	0	1	1	0	0	2	5.0
ALABAMA	02-24-10	*	16	0-3	.000	0-1	.000	0-0	.000	1	2	3	2.9	0	3	1	2	1	0	4.8
at South Carolina	2/27/10		3	0-0	.000	0-0	.000	0-2	.000	1	0	1	2.8	0	0	0	0	0	0	4.6
at Auburn	03/03/10		16	1-3	.333	0-1	.000	0-0	.000	2	1	3	2.8	3	0	0	0	0	2	4.6
TENNESSEE	03-06-10		7	1-2	.500	0-0	.000	0-0	.000	0	0	0	2.7	0	0	0	1	0	2	4.5
vs Florida	03/12/10		13	3-4	.750	2-2	1.000	0-0	.000	1	1	2	2.7	0	2	0	1	0	8	4.6
vs Vanderbilt	03/13/10		14	2-3	.667	1-1	1.000	0-0	.000	1	1	2	2.7	1	0	0	0	0	5	4.6
Totals		3	421	53-112	.473	15-37	.405	26-41	.634	32	54	86	2.7	33	22	32	10	5	147	4.6

Games played: 32  
Minutes/game: 13.2  
Points/game: 4.6  
FG Pct: 47.3  
3FG Pct: 40.5  
FT Pct: 63.4

Rebounds/game: 2.7  
Assists/game: 0.7  
Turnovers/game: 1.0  
Assist/turnover ratio: 0.7  
Steals/game: 0.2  
Blocks/game: 0.3



2009-2010 Mississippi State Basketball  
Mississippi State Individual Game-by-Game (as of Mar 13, 2010)  
All games

#12 Charles Parker

Opponent	Date	gs	min	Total		3-Pointers		Free throws		Rebounds				pf	a	t/o	blk	stl	pts	avg
				fg-fga	pct	3fg-fga	pct	ft-fa	pct	off	def	tot	avg							
SE LOUISIANA	11-19-09	1		0-0	.000	0-0	.000	0-0	.000	0	0	0	0.0	0	0	0	0	0	0	0.0
BETHUNE-COOKMAN	11-21-09	1		0-1	.000	0-0	.000	0-0	.000	0	0	0	0.0	1	0	1	0	0	0	0.0
TEXAS-PAN AMERICAN	11-24-09	1		1-1	1.000	0-0	.000	0-0	.000	0	0	0	0.0	0	0	0	0	0	2	0.7
ST. BONAVENTURE	12-05-09	3		0-2	.000	0-1	.000	0-0	.000	0	0	0	0.0	1	0	1	0	0	0	0.5
vs DePaul	12-10-09	1		0-0	.000	0-0	.000	0-0	.000	0	1	1	0.2	0	0	0	0	0	0	0.4
vs UCLA	12-12-09	1		0-0	.000	0-0	.000	0-1	.000	0	0	0	0.2	0	0	0	0	0	0	0.3
WRIGHT STATE	12-16-09	1		0-0	.000	0-0	.000	0-0	.000	0	0	0	0.1	0	0	0	0	0	0	0.3
vs Centenary	12-22-09	3		0-1	.000	0-1	.000	0-0	.000	0	0	0	0.1	0	0	0	0	0	0	0.3
MISS. VALLEY STATE	12-28-09	1		0-0	.000	0-0	.000	0-0	.000	0	0	0	0.1	0	0	0	0	0	0	0.2
LOUISIANA STATE	01-30-10	1		0-0	.000	0-0	.000	0-0	.000	0	0	0	0.1	0	0	0	0	0	0	0.2
ALABAMA	02-24-10	1		0-0	.000	0-0	.000	0-0	.000	0	0	0	0.1	0	0	0	0	0	0	0.2
Totals		0	15	1-5	.200	0-2	.000	0-1	.000	0	1	1	0.1	2	0	2	0	0	2	0.2

Games played: 11  
Minutes/game: 1.4  
Points/game: 0.2  
FG Pct: 20.0  
3FG Pct: 0.0  
FT Pct: 0.0

Rebounds/game: 0.1  
Turnovers/game: 0.2

2009-2010 Mississippi State Basketball  
Mississippi State Individual Game-by-Game (as of Mar 13, 2010)  
All games

#15 Riley Benock

Opponent	Date	gs	min	Total		3-Pointers		Free throws		Rebounds				pf	a	t/o	blk	stl	pts	avg
				fg-fga	pct	3fg-fga	pct	ft-fa	pct	off	def	tot	avg							
RIDER	11-13-09		4	0-2	.000	0-2	.000	0-0	.000	0	0	0	0.0	0	1	1	0	0	0	0.0
SE LOUISIANA	11-19-09		15	1-3	.333	0-2	.000	0-0	.000	0	2	2	1.0	1	1	0	0	2	2	1.0
BETHUNE-COOKMAN	11-21-09		19	2-4	.500	1-3	.333	0-0	.000	0	2	2	1.3	0	0	2	0	2	5	2.3
TEXAS-PAN AMERICAN	11-24-09		12	0-0	.000	0-0	.000	0-0	.000	0	1	1	1.3	0	0	0	1	1	0	1.8
vs Richmond	11-27-09		10	0-3	.000	0-3	.000	0-1	.000	0	1	1	1.2	0	0	0	0	0	0	1.4
vs Old Dominion	11-28-09		10	0-0	.000	0-0	.000	0-0	.000	0	0	0	1.0	0	0	3	0	0	0	1.2
ST. BONAVENTURE	12-05-09		16	3-4	.750	3-4	.750	0-0	.000	0	0	0	0.9	0	5	0	0	0	9	2.3
vs DePaul	12-10-09		20	2-5	.400	2-5	.400	0-0	.000	0	2	2	1.0	0	1	2	0	1	6	2.8
vs UCLA	12-12-09		8	1-2	.500	1-1	1.000	0-0	.000	0	1	1	1.0	0	0	0	0	0	3	2.8
WRIGHT STATE	12-16-09		11	0-0	.000	0-0	.000	0-0	.000	0	0	0	0.9	4	1	0	1	0	0	2.5
at Houston	12-19-09		6	0-0	.000	0-0	.000	0-0	.000	0	2	2	1.0	3	1	0	0	0	0	2.3
vs Centenary	12-22-09		15	3-3	1.000	3-3	1.000	0-0	.000	0	1	1	1.0	0	2	0	0	0	9	2.8
MISS. VALLEY STATE	12-28-09		18	0-1	.000	0-1	.000	0-0	.000	0	0	0	0.9	0	0	1	0	2	0	2.6
at San Diego	12/31/09		15	0-1	.000	0-1	.000	0-0	.000	0	1	1	0.9	1	1	0	0	0	0	2.4
at WKU	01/04/10		7	0-0	.000	0-0	.000	0-0	.000	0	1	1	0.9	1	0	1	0	0	0	2.3
at Ole Miss	01/09/10		9	0-0	.000	0-0	.000	0-0	.000	0	0	0	0.9	0	2	1	0	1	0	2.1
ARKANSAS	01-14-10		11	0-0	.000	0-0	.000	0-0	.000	0	0	0	0.8	0	1	2	0	2	0	2.0
UGA	01-16-10		3	0-1	.000	0-1	.000	0-0	.000	1	0	1	0.8	0	0	0	0	0	0	1.9
at Alabama	01/23/10		6	0-0	.000	0-0	.000	0-0	.000	0	0	0	0.8	0	0	0	0	1	0	1.8
at Arkansas	01-28-10		18	1-3	.333	1-3	.333	0-0	.000	0	2	2	0.9	2	0	1	0	1	3	1.9
LOUISIANA STATE	01-30-10		16	1-4	.250	1-4	.250	0-0	.000	0	0	0	0.8	1	2	0	0	0	3	1.9
at Vanderbilt	2/3/10		11	0-0	.000	0-0	.000	0-0	.000	0	0	0	0.8	0	0	0	1	0	0	1.8
at Florida	2/6/10		6	0-0	.000	0-0	.000	0-0	.000	0	0	0	0.7	0	0	0	0	0	0	1.7
OLE MISS	02-11-10		11	1-2	.500	0-1	.000	0-0	.000	1	1	2	0.8	1	0	1	0	0	2	1.8
AUBURN	02-13-10		9	0-2	.000	0-0	.000	0-0	.000	1	0	1	0.8	1	0	1	0	0	0	1.7
KENTUCKY	02-16-10		18	0-2	.000	0-2	.000	0-0	.000	3	2	5	1.0	3	2	1	0	0	0	1.6
at LSU	02/20/10		9	1-2	.500	1-2	.500	0-0	.000	0	2	2	1.0	1	0	0	1	0	3	1.7
ALABAMA	02-24-10		22	1-3	.333	1-3	.333	0-1	.000	1	0	1	1.0	1	0	0	0	0	3	1.7
at South Carolina	2/27/10		3	0-0	.000	0-0	.000	0-0	.000	0	0	0	1.0	0	0	0	0	0	0	1.7
at Auburn	03/03/10		6	0-0	.000	0-0	.000	0-0	.000	0	2	2	1.0	0	1	0	0	0	0	1.6
TENNESSEE	03-06-10		5	0-1	.000	0-1	.000	1-2	.500	0	1	1	1.0	3	1	1	0	0	1	1.6
vs Florida	03/12/10		13	1-1	1.000	1-1	1.000	0-0	.000	0	0	0	1.0	1	0	0	1	2	3	1.6
vs Vanderbilt	03/13/10		7	0-0	.000	0-0	.000	0-0	.000	0	0	0	0.9	1	0	0	0	0	0	1.6
Totals		0	369	18-49	.367	15-43	.349	1-4	.250	7	24	31	0.9	25	22	18	5	15	52	1.6

Games played: 33  
Minutes/game: 11.2  
Points/game: 1.6  
FG Pct: 36.7  
3FG Pct: 34.9  
FT Pct: 25.0

Rebounds/game: 0.9  
Assists/game: 0.7  
Turnovers/game: 0.5  
Assist/turnover ratio: 1.2  
Steals/game: 0.5  
Blocks/game: 0.2

2009-2010 Mississippi State Basketball  
Mississippi State Individual Game-by-Game (as of Mar 13, 2010)  
All games

#20 Taylor Luczak

Opponent	Date	gs	min	Total		3-Pointers		Free throws		Rebounds				pf	a	t/o	blk	stl	pts	avg
				fg-fga	pct	3fg-fga	pct	ft-fa	pct	off	def	tot	avg							
SE LOUISIANA	11-19-09	1	1	1-1	1.000	1-1	1.000	0-0	.000	0	0	0	0.0	0	0	0	0	0	3	3.0
BETHUNE-COOKMAN	11-21-09	1	1	0-0	.000	0-0	.000	0-0	.000	0	0	0	0.0	1	0	1	0	0	0	1.5
TEXAS-PAN AMERICAN	11-24-09	2	2	0-0	.000	0-0	.000	0-0	.000	0	1	1	0.3	0	0	0	0	0	0	1.0
ST. BONAVENTURE	12-05-09	3	3	0-0	.000	0-0	.000	0-0	.000	0	0	0	0.3	1	0	1	0	0	0	0.8
vs DePaul	12-10-09	2	2	0-0	.000	0-0	.000	0-0	.000	0	1	1	0.4	1	0	0	0	0	0	0.6
vs UCLA	12-12-09	1	1	0-0	.000	0-0	.000	0-0	.000	0	0	0	0.3	0	0	0	0	0	0	0.5
WRIGHT STATE	12-16-09	1	1	0-0	.000	0-0	.000	0-0	.000	0	0	0	0.3	0	0	0	0	0	0	0.4
vs Centenary	12-22-09	3	3	0-0	.000	0-0	.000	0-0	.000	0	0	0	0.3	0	0	1	0	0	0	0.4
MISS. VALLEY STATE	12-28-09	1	1	0-0	.000	0-0	.000	0-0	.000	0	0	0	0.2	0	0	1	0	0	0	0.3
LOUISIANA STATE	01-30-10	1	1	0-0	.000	0-0	.000	0-0	.000	0	0	0	0.2	0	0	0	0	0	0	0.3
ALABAMA	02-24-10	1	1	0-1	.000	0-1	.000	0-0	.000	0	0	0	0.2	0	0	0	0	0	0	0.3
TENNESSEE	03-06-10	1	1	0-0	.000	0-0	.000	0-0	.000	0	0	0	0.2	0	0	0	0	0	0	0.3
Totals		0	18	1-2	.500	1-2	.500	0-0	.000	0	2	2	0.2	3	0	4	0	0	3	0.3

Games played: 12  
Minutes/game: 1.5  
Points/game: 0.3  
FG Pct: 50.0  
3FG Pct: 50.0

Rebounds/game: 0.2  
Turnovers/game: 0.3



2009-2010 Mississippi State Basketball  
Mississippi State Individual Game-by-Game (as of Mar 13, 2010)  
All games

#21 Baxter Price

Opponent	Date	gs	min	Total		3-Pointers		Free throws		Rebounds				pf	a	t/o	blk	stl	pts	avg
				fg-fga	pct	3fg-fga	pct	ft-fta	pct	off	def	tot	avg							
SE LOUISIANA	11-19-09	1		0-0	.000	0-0	.000	0-0	.000	0	0	0	0.0	0	0	0	0	0	0	0.0
BETHUNE-COOKMAN	11-21-09	1		0-0	.000	0-0	.000	0-0	.000	0	0	0	0.0	0	0	0	0	0	0	0.0
TEXAS-PAN AMERICAN	11-24-09	1		0-0	.000	0-0	.000	0-0	.000	0	0	0	0.0	0	0	0	0	0	0	0.0
ST. BONAVENTURE	12-05-09	2		0-0	.000	0-0	.000	0-0	.000	1	1	2	0.5	0	0	0	0	0	0	0.0
vs DePaul	12-10-09	1		1-1	1.000	0-0	.000	0-0	.000	0	0	0	0.4	0	0	0	0	0	2	0.4
vs UCLA	12-12-09	1		0-0	.000	0-0	.000	0-0	.000	0	0	0	0.3	0	0	0	0	1	0	0.3
WRIGHT STATE	12-16-09	1		0-0	.000	0-0	.000	0-0	.000	0	0	0	0.3	0	0	0	0	0	0	0.3
vs Centenary	12-22-09	2		0-2	.000	0-0	.000	0-0	.000	0	0	0	0.3	0	0	0	0	0	0	0.3
MISS. VALLEY STATE	12-28-09	1		0-0	.000	0-0	.000	0-0	.000	0	0	0	0.2	0	0	0	0	0	0	0.2
LOUISIANA STATE	01-30-10	1		0-0	.000	0-0	.000	0-0	.000	0	0	0	0.2	0	0	0	0	0	0	0.2
Totals		0	12	1-3	.333	0-0	.000	0-0	.000	1	1	2	0.2	0	0	0	0	1	2	0.2

Games played: 10  
Minutes/game: 1.2  
Points/game: 0.2  
FG Pct: 33.3

Rebounds/game: 0.2  
Steals/game: 0.1

2009-2010 Mississippi State Basketball  
Mississippi State Individual Game-by-Game (as of Mar 13, 2010)  
All games

#22 Barry Stewart

Opponent	Date	gs	min	Total		3-Pointers		Free throws		Rebounds				pf	a	t/o	blk	stl	pts	avg	
				fg-fga	pct	3fg-fga	pct	ft-fa	pct	off	def	tot	avg								
RIDER	11-13-09	*	37	2-10	.200	2-7	.286	1-4	.250	1	2	3	3.0	3	3	0	0	0	7	7.0	
SE LOUISIANA	11-19-09	*	32	4-11	.364	1-5	.200	4-4	1.000	0	3	3	3.0	1	1	0	0	1	13	10.0	
BETHUNE-COOKMAN	11-21-09	*	31	3-6	.500	2-4	.500	2-2	1.000	0	1	1	2.3	1	4	1	1	0	10	10.0	
TEXAS-PAN AMERICAN	11-24-09	*	31	5-10	.500	2-5	.400	0-0	.000	0	2	2	2.3	1	0	0	0	0	12	10.5	
vs Richmond	11-27-09	*	35	4-10	.400	4-6	.667	1-2	.500	2	1	3	2.4	1	3	5	0	0	13	11.0	
vs Old Dominion	11-28-09	*	34	3-10	.300	1-7	.143	3-3	1.000	0	3	3	2.5	1	3	0	0	0	10	10.8	
ST. BONAVENTURE	12-05-09	*	33	6-12	.500	1-5	.200	0-0	.000	0	4	4	2.7	2	7	0	0	0	13	11.1	
vs DePaul	12-10-09	*	30	3-10	.300	2-4	.500	4-5	.800	1	2	3	2.8	2	2	0	0	1	12	11.3	
vs UCLA	12-12-09	*	37	2-11	.182	2-7	.286	0-0	.000	1	1	2	2.7	1	4	2	1	0	6	10.7	
WRIGHT STATE	12-16-09	*	33	8-11	.727	5-7	.714	0-0	.000	0	3	3	2.7	2	1	1	0	2	21	11.7	
at Houston	12-19-09	*	37	6-12	.500	1-4	.250	1-2	.500	1	4	5	2.9	3	0	3	0	1	14	11.9	
vs Centenary	12-22-09	*	33	5-10	.500	2-6	.333	2-5	.400	2	2	4	3.0	3	5	0	1	1	14	12.1	
MISS. VALLEY STATE	12-28-09	*	25	4-9	.444	2-5	.400	1-2	.500	2	3	5	3.2	0	2	0	0	1	11	12.0	
at San Diego	12/31/09	*	31	1-6	.167	0-2	.000	0-0	.000	0	0	0	2.9	3	4	4	0	1	2	11.3	
at WKU	01/04/10	*	38	4-13	.308	1-6	.167	0-2	.000	1	2	3	2.9	2	1	5	1	0	9	11.1	
at Ole Miss	01/09/10	*	34	4-14	.286	3-6	.500	0-3	.000	0	5	5	3.1	1	2	0	0	0	11	11.1	
ARKANSAS	01-14-10	*	34	4-10	.400	1-3	.333	3-4	.750	0	3	3	3.1	2	2	2	0	1	12	11.2	
UGA	01-16-10	*	39	3-5	.600	2-4	.500	2-2	1.000	1	1	2	3.0	2	2	1	2	2	10	11.1	
at Alabama	01/23/10	*	38	3-10	.300	1-7	.143	6-7	.857	1	1	2	2.9	2	1	1	0	2	13	11.2	
at Arkansas	01-28-10	*	25	3-8	.375	3-7	.429	2-2	1.000	0	0	0	2.8	5	0	1	1	1	11	11.2	
LOUISIANA STATE	01-30-10	*	33	3-7	.429	2-4	.500	4-5	.800	1	0	1	2.7	1	0	0	0	2	12	11.2	
at Vanderbilt	2/3/10	*	37	5-14	.357	2-8	.250	1-1	1.000	2	4	6	2.9	2	2	1	0	4	13	11.3	
at Florida	2/6/10	*	38	4-11	.364	4-8	.500	0-0	.000	1	3	4	2.9	3	3	2	0	3	12	11.3	
OLE MISS	02-11-10	*	38	4-9	.444	3-7	.429	1-2	.500	1	5	6	3.0	2	4	4	0	0	12	11.4	
AUBURN	02-13-10	*	41	4-11	.364	3-9	.333	1-2	.500	1	5	6	3.2	1	5	1	0	0	12	11.4	
KENTUCKY	02-16-10	*	40	5-16	.313	3-11	.273	3-3	1.000	0	4	4	3.2	5	3	0	0	5	16	11.6	
at LSU	02/20/10	*	35	2-8	.250	1-7	.143	0-0	.000	0	2	2	3.1	0	5	2	0	1	5	11.3	
ALABAMA	02-24-10	*	28	2-8	.250	1-5	.200	4-6	.667	3	2	5	3.2	2	5	0	0	3	9	11.3	
at South Carolina	2/27/10	*	39	6-12	.500	5-7	.714	1-2	.500	0	4	4	3.2	2	5	2	0	3	18	11.5	
at Auburn	03/03/10	*	36	5-14	.357	4-11	.364	4-4	1.000	1	0	1	3.2	2	3	1	1	0	18	11.7	
TENNESSEE	03-06-10	*	39	2-11	.182	1-8	.125	1-2	.500	0	4	4	3.2	2	3	2	0	0	6	11.5	
vs Florida	03/12/10	*	32	4-8	.500	3-6	.500	6-7	.857	0	3	3	3.2	2	3	0	0	0	17	11.7	
vs Vanderbilt	03/13/10	*	38	4-13	.308	1-6	.167	5-6	.833	1	7	8	3.3	4	2	1	0	1	14	11.8	
Totals			33	1141	127-340	.374	71-204	.348	63-89	.708	24	86	110	3.3	66	90	42	8	36	388	11.8

Games played: 33  
Minutes/game: 34.6  
Points/game: 11.8  
FG Pct: 37.4  
3FG Pct: 34.8  
FT Pct: 70.8

Rebounds/game: 3.3  
Assists/game: 2.7  
Turnovers/game: 1.3  
Assist/turnover ratio: 2.1  
Steals/game: 1.1  
Blocks/game: 0.2

2009-2010 Mississippi State Basketball  
Mississippi State Individual Game-by-Game (as of Mar 13, 2010)  
All games

#24 Kodi Augustus

Opponent	Date	gs	min	Total		3-Pointers		Free throws		Rebounds				pf	a	t/o	blk	stl	pts	avg	
				fg-fga	pct	3fg-fga	pct	ft-fa	pct	off	def	tot	avg								
RIDER	11-13-09	*	15	4-9	.444	1-1	1.000	0-1	.000	2	3	5	5.0	4	0	1	1	0	9	9.0	
TEXAS-PAN AMERICAN	11-24-09		21	4-7	.571	1-1	1.000	0-0	.000	3	5	8	6.5	1	0	3	2	0	9	9.0	
vs Richmond	11-27-09	*	25	2-7	.286	1-2	.500	8-8	1.000	3	3	6	6.3	2	0	3	0	0	13	10.3	
vs Old Dominion	11-28-09	*	24	1-4	.250	0-1	.000	8-8	1.000	1	6	7	6.5	3	2	1	0	2	10	10.3	
ST. BONAVENTURE	12-05-09	*	24	4-5	.800	3-4	.750	6-8	.750	3	2	5	6.2	1	1	2	1	0	17	11.6	
vs DePaul	12-10-09	*	17	3-4	.750	2-3	.667	3-3	1.000	1	2	3	5.7	2	0	2	1	0	11	11.5	
vs UCLA	12-12-09	*	22	3-5	.600	1-2	.500	0-1	.000	0	2	2	5.1	2	0	2	0	0	7	10.9	
WRIGHT STATE	12-16-09	*	27	1-4	.250	1-4	.250	2-2	1.000	1	3	4	5.0	1	1	3	5	2	5	10.1	
at Houston	12-19-09	*	20	3-8	.375	1-2	.500	0-0	.000	5	11	16	6.2	2	0	4	0	0	7	9.8	
vs Centenary	12-22-09	*	23	2-6	.333	0-1	.000	1-2	.500	2	3	5	6.1	3	3	1	0	0	5	9.3	
MISS. VALLEY STATE	12-28-09	*	29	2-10	.200	2-6	.333	1-3	.333	1	3	4	5.9	1	3	0	0	1	7	9.1	
at San Diego	12/31/09	*	24	6-8	.750	3-3	1.000	2-5	.400	0	2	2	5.6	3	1	4	0	0	17	9.8	
at WKU	01/04/10	*	21	1-5	.200	1-4	.250	0-0	.000	2	1	3	5.4	2	0	2	0	0	3	9.2	
at Ole Miss	01/09/10	*	29	4-10	.400	1-4	.250	4-4	1.000	4	8	12	5.9	2	0	3	0	1	13	9.5	
ARKANSAS	01-14-10	*	22	2-6	.333	1-3	.333	2-2	1.000	1	8	9	6.1	4	1	3	2	0	7	9.3	
UGA	01-16-10	*	24	3-7	.429	1-4	.250	1-1	1.000	1	1	2	5.8	0	2	1	0	1	8	9.3	
at Alabama	01/23/10	*	17	2-3	.667	0-1	.000	2-2	1.000	2	3	5	5.8	2	1	2	2	1	6	9.1	
at Arkansas	01-28-10	*	25	2-13	.154	0-4	.000	6-7	.857	6	4	10	6.0	1	1	1	2	0	10	9.1	
LOUISIANA STATE	01-30-10	*	21	0-2	.000	0-2	.000	5-6	.833	0	4	4	5.9	4	1	1	2	0	5	8.9	
at Vanderbilt	2/3/10	*	21	6-12	.500	0-2	.000	3-6	.500	3	1	4	5.8	3	0	2	0	1	15	9.2	
at Florida	2/6/10	*	15	1-7	.143	1-4	.250	1-2	.500	1	2	3	5.7	3	1	3	1	0	4	9.0	
OLE MISS	02-11-10	*	19	2-6	.333	0-1	.000	4-4	1.000	2	1	3	5.5	1	0	0	1	1	8	8.9	
AUBURN	02-13-10	*	21	3-10	.300	0-3	.000	1-2	.500	5	2	7	5.6	2	1	0	2	0	7	8.8	
KENTUCKY	02-16-10	*	30	5-10	.500	4-7	.571	3-4	.750	2	3	5	5.6	3	1	1	0	0	17	9.2	
at LSU	02/20/10	*	22	2-5	.400	0-1	.000	2-2	1.000	1	4	5	5.6	3	1	2	1	0	6	9.0	
ALABAMA	02-24-10	*	24	4-6	.667	2-3	.667	1-1	1.000	3	4	7	5.6	2	3	2	1	0	11	9.1	
at South Carolina	2/27/10	*	35	3-6	.500	1-2	.500	6-8	.750	1	8	9	5.7	2	0	4	0	0	13	9.3	
at Auburn	03/03/10	*	25	2-6	.333	1-3	.333	0-0	.000	1	7	8	5.8	4	1	1	0	1	5	9.1	
TENNESSEE	03-06-10	*	20	4-10	.400	3-5	.600	4-4	1.000	2	3	5	5.8	3	0	1	3	1	15	9.3	
vs Florida	03/12/10	*	20	5-10	.500	0-1	.000	0-0	.000	1	1	2	5.7	4	1	1	0	0	10	9.3	
vs Vanderbilt	03/13/10	*	26	2-8	.250	0-2	.000	0-1	.000	0	4	4	5.6	2	0	1	2	1	4	9.2	
Totals			30	708	88-219	.402	32-86	.372	76-97	.784	60	114	174	5.6	72	26	57	29	13	284	9.2

Games played: 31  
Minutes/game: 22.8  
Points/game: 9.2  
FG Pct: 40.2  
3FG Pct: 37.2  
FT Pct: 78.4

Rebounds/game: 5.6  
Assists/game: 0.8  
Turnovers/game: 1.8  
Assist/turnover ratio: 0.5  
Steals/game: 0.4  
Blocks/game: 0.9

2009-2010 Mississippi State Basketball  
Mississippi State Individual Game-by-Game (as of Mar 13, 2010)  
All games

#25 Phil Turner

Opponent	Date	gs	min	Total		3-Pointers		Free throws		Rebounds				pf	a	t/o	blk	stl	pts	avg
				fg-fga	pct	3fg-fga	pct	ft-fa	pct	off	def	tot	avg							
RIDER	11-13-09		25	3-6	.500	2-3	.667	0-0	.000	2	3	5	5.0	2	1	3	0	1	8	8.0
SE LOUISIANA	11-19-09	*	34	3-12	.250	2-6	.333	2-2	1.000	3	11	14	9.5	1	3	3	2	1	10	9.0
BETHUNE-COOKMAN	11-21-09	*	22	4-7	.571	1-1	1.000	0-0	.000	2	3	5	8.0	3	2	0	1	2	9	9.0
TEXAS-PAN AMERICAN	11-24-09	*	22	2-5	.400	1-3	.333	0-0	.000	0	3	3	6.8	2	2	1	0	3	5	8.0
vs Richmond	11-27-09		23	2-8	.250	0-3	.000	0-0	.000	4	5	9	7.2	0	2	1	0	0	4	7.2
vs Old Dominion	11-28-09		26	1-2	.500	0-1	.000	0-0	.000	2	4	6	7.0	1	0	0	0	0	2	6.3
ST. BONAVENTURE	12-05-09		18	2-5	.400	0-1	.000	1-1	1.000	0	0	0	6.0	3	1	1	1	1	5	6.1
vs DePaul	12-10-09		20	1-6	.167	0-4	.000	0-0	.000	0	5	5	5.9	0	5	1	1	2	2	5.6
vs UCLA	12-12-09		17	2-6	.333	0-2	.000	2-2	1.000	0	3	3	5.6	1	0	0	0	3	6	5.7
WRIGHT STATE	12-16-09		16	0-3	.000	0-3	.000	3-4	.750	0	1	1	5.1	2	1	0	0	1	3	5.4
at Houston	12-19-09		21	1-3	.333	1-2	.500	2-2	1.000	0	4	4	5.0	1	0	0	0	1	5	5.4
vs Centenary	12-22-09		14	2-6	.333	0-1	.000	2-2	1.000	1	3	4	4.9	1	3	0	0	2	6	5.4
MISS. VALLEY STATE	12-28-09		19	3-5	.600	2-4	.500	4-4	1.000	3	5	8	5.2	1	2	1	0	2	12	5.9
at San Diego	12/31/09		17	3-7	.429	1-3	.333	2-2	1.000	1	1	2	4.9	4	0	2	0	1	9	6.1
at WKU	01/04/10		19	0-2	.000	0-0	.000	2-6	.333	2	4	6	5.0	1	0	2	0	1	2	5.9
at Ole Miss	01/09/10		11	0-0	.000	0-0	.000	2-2	1.000	1	2	3	4.9	0	0	1	0	0	2	5.6
ARKANSAS	01-14-10		19	1-1	1.000	1-1	1.000	3-4	.750	1	3	4	4.8	0	1	0	0	1	6	5.6
UGA	01-16-10		16	4-10	.400	3-7	.429	4-4	1.000	3	2	5	4.8	1	1	1	0	3	15	6.2
at Alabama	01/23/10		23	2-5	.400	1-3	.333	0-0	.000	2	5	7	4.9	0	2	0	1	2	5	6.1
at Arkansas	01-28-10		22	0-5	.000	0-1	.000	2-2	1.000	0	4	4	4.9	4	0	0	1	0	2	5.9
LOUISIANA STATE	01-30-10		21	3-7	.429	2-2	1.000	4-5	.800	1	4	5	4.9	3	0	1	0	0	12	6.2
at Vanderbilt	2/3/10		25	1-8	.125	0-4	.000	4-5	.800	2	2	4	4.9	2	4	1	0	2	6	6.2
at Florida	2/6/10		28	2-6	.333	0-2	.000	1-1	1.000	2	2	4	4.8	3	2	1	0	2	5	6.1
OLE MISS	02-11-10		23	0-2	.000	0-2	.000	0-2	.000	1	4	5	4.8	1	5	3	0	3	0	5.9
AUBURN	02-13-10		28	3-7	.429	0-4	.000	4-4	1.000	1	5	6	4.9	4	0	1	1	2	10	6.0
KENTUCKY	02-16-10		30	2-6	.333	1-3	.333	0-0	.000	0	2	2	4.8	3	1	1	0	1	5	6.0
at LSU	02/20/10		21	2-4	.500	2-4	.500	0-0	.000	1	2	3	4.7	1	0	1	0	1	6	6.0
ALABAMA	02-24-10		9	0-3	.000	0-3	.000	0-0	.000	0	1	1	4.6	1	1	2	1	0	0	5.8
at South Carolina	2/27/10		8	0-0	.000	0-0	.000	0-0	.000	0	0	0	4.4	2	0	1	1	0	0	5.6
at Auburn	03/03/10		7	0-1	.000	0-1	.000	0-0	.000	0	1	1	4.3	1	0	1	0	0	0	5.4
TENNESSEE	03-06-10		23	3-6	.500	2-5	.400	0-0	.000	1	2	3	4.3	1	0	1	0	1	8	5.5
vs Florida	03/12/10		20	0-2	.000	0-2	.000	0-0	.000	0	1	1	4.2	3	1	2	0	1	0	5.3
vs Vanderbilt	03/13/10		21	4-9	.444	2-5	.400	1-2	.500	3	2	5	4.2	1	2	1	0	0	11	5.5
Totals		3	668	56-165	.339	24-86	.279	45-56	.804	39	99	138	4.2	54	42	34	10	40	181	5.5

Games played: 33  
Minutes/game: 20.2  
Points/game: 5.5  
FG Pct: 33.9  
3FG Pct: 27.9  
FT Pct: 80.4

Rebounds/game: 4.2  
Assists/game: 1.3  
Turnovers/game: 1.0  
Assist/turnover ratio: 1.2  
Steals/game: 1.2  
Blocks/game: 0.3



2009-2010 Mississippi State Basketball  
Mississippi State Individual Game-by-Game (as of Mar 13, 2010)  
All games

#30 Wendell Lewis

Opponent	Date	gs	min	Total		3-Pointers		Free throws		Rebounds				pf	a	t/o	blk	stl	pts	avg
				fg-fga	pct	3fg-fga	pct	ft-fa	pct	off	def	tot	avg							
RIDER	11-13-09		4	0-2	.000	0-0	.000	0-0	.000	1	0	1	1.0	1	0	0	0	0	0	0.0
SE LOUISIANA	11-19-09		7	1-3	.333	0-0	.000	0-0	.000	1	1	2	1.5	1	0	1	0	0	2	1.0
BETHUNE-COOKMAN	11-21-09		13	3-4	.750	0-0	.000	0-0	.000	2	3	5	2.7	1	0	0	0	0	6	2.7
TEXAS-PAN AMERICAN	11-24-09		9	1-1	1.000	0-0	.000	0-0	.000	0	1	1	2.3	0	0	1	0	0	2	2.5
vs Richmond	11-27-09		6	0-0	.000	0-0	.000	0-0	.000	1	2	3	2.4	2	0	0	0	0	0	2.0
vs Old Dominion	11-28-09		4	0-1	.000	0-0	.000	0-0	.000	0	0	0	2.0	0	0	0	0	0	0	1.7
ST. BONAVENTURE	12-05-09		15	2-4	.500	0-0	.000	3-4	.750	1	4	5	2.4	0	0	0	3	0	7	2.4
vs DePaul	12-10-09		14	0-1	.000	0-0	.000	0-2	.000	1	3	4	2.6	3	0	3	0	0	0	2.1
vs UCLA	12-12-09		6	2-2	1.000	0-0	.000	0-0	.000	1	0	1	2.4	1	0	1	0	0	4	2.3
WRIGHT STATE	12-16-09		5	2-2	1.000	0-0	.000	0-0	.000	1	1	2	2.4	0	0	0	0	0	4	2.5
at Houston	12-19-09		4	0-0	.000	0-0	.000	1-2	.500	1	1	2	2.4	0	0	1	1	0	1	2.4
vs Centenary	12-22-09		8	1-1	1.000	0-0	.000	0-0	.000	0	1	1	2.3	0	0	1	1	0	2	2.3
MISS. VALLEY STATE	12-28-09		10	1-2	.500	0-0	.000	0-0	.000	1	0	1	2.2	1	0	0	0	0	2	2.3
at San Diego	12/31/09		10	2-2	1.000	0-0	.000	0-0	.000	0	2	2	2.1	2	0	0	0	0	4	2.4
at WKU	01/04/10		3	0-0	.000	0-0	.000	0-0	.000	0	1	1	2.1	0	0	0	0	0	0	2.3
ARKANSAS	01-14-10		3	0-2	.000	0-0	.000	0-0	.000	2	0	2	2.1	0	0	0	0	0	0	2.1
UGA	01-16-10		1	0-0	.000	0-0	.000	0-0	.000	0	0	0	1.9	0	0	0	0	0	0	2.0
at Alabama	01/23/10		3	0-1	.000	0-0	.000	0-0	.000	0	0	0	1.8	2	0	0	0	0	0	1.9
LOUISIANA STATE	01-30-10		1	0-0	.000	0-0	.000	0-0	.000	0	0	0	1.7	0	0	0	0	0	0	1.8
OLE MISS	02-11-10		1	0-0	.000	0-0	.000	0-0	.000	0	0	0	1.7	0	0	0	0	0	0	1.7
AUBURN	02-13-10		1	0-0	.000	0-0	.000	0-0	.000	0	0	0	1.6	0	0	1	0	0	0	1.6
KENTUCKY	02-16-10		3	0-1	.000	0-0	.000	0-0	.000	0	0	0	1.5	1	0	0	0	0	0	1.5
ALABAMA	02-24-10		3	0-1	.000	0-0	.000	0-0	.000	0	1	1	1.5	0	0	0	0	0	0	1.5
Totals		0	134	15-30	.500	0-0	.000	4-8	.500	13	21	34	1.5	15	0	9	5	0	34	1.5

Games played: 23  
Minutes/game: 5.8  
Points/game: 1.5  
FG Pct: 50.0  
FT Pct: 50.0

Rebounds/game: 1.5  
Turnovers/game: 0.4  
Blocks/game: 0.2

2009-2010 Mississippi State Basketball  
Mississippi State Individual Game-by-Game (as of Mar 13, 2010)  
All games

#32 Jarvis Varnado

Opponent	Date	gs	min	Total		3-Pointers		Free throws		Rebounds				pf	a	t/o	blk	stl	pts	avg	
				fg-fga	pct	3fg-fga	pct	ft-fta	pct	off	def	tot	avg								
RIDER	11-13-09	*	36	8-8	1.000	0-0	.000	6-8	.750	2	12	14	14.0	3	2	4	7	0	22	22.0	
SE LOUISIANA	11-19-09	*	30	6-8	.750	0-0	.000	8-10	.800	3	6	9	11.5	1	2	2	8	3	20	21.0	
BETHUNE-COOKMAN	11-21-09	*	31	4-11	.364	0-0	.000	2-5	.400	2	8	10	11.0	0	2	1	4	0	10	17.3	
TEXAS-PAN AMERICAN	11-24-09	*	27	6-8	.750	0-0	.000	0-2	.000	4	11	15	12.0	2	1	0	8	1	12	16.0	
vs Richmond	11-27-09	*	23	2-6	.333	0-0	.000	4-4	1.000	4	2	6	10.8	4	0	1	1	0	8	14.4	
vs Old Dominion	11-28-09	*	19	6-7	.857	0-0	.000	3-5	.600	4	2	6	10.0	2	0	1	5	0	15	14.5	
ST. BONAVENTURE	12-05-09	*	21	5-7	.714	0-0	.000	4-5	.800	0	8	8	9.7	1	1	2	4	3	14	14.4	
vs DePaul	12-10-09	*	26	4-5	.800	0-0	.000	4-6	.667	7	7	14	10.3	0	0	2	3	1	12	14.1	
vs UCLA	12-12-09	*	34	5-11	.455	0-0	.000	3-6	.500	2	9	11	10.3	2	0	1	7	0	13	14.0	
WRIGHT STATE	12-16-09	*	30	6-6	1.000	0-0	.000	5-8	.625	2	6	8	10.1	1	0	4	6	0	17	14.3	
at Houston	12-19-09	*	34	3-11	.273	0-0	.000	7-17	.412	6	11	17	10.7	3	0	1	5	1	13	14.2	
vs Centenary	12-22-09	*	24	2-5	.400	0-0	.000	4-4	1.000	2	7	9	10.6	1	1	1	4	0	8	13.7	
MISS. VALLEY STATE	12-28-09	*	20	3-4	.750	0-0	.000	4-4	1.000	0	7	7	10.3	4	2	0	7	0	10	13.4	
at San Diego	12/31/09	*	27	8-9	.889	0-0	.000	7-7	1.000	2	15	17	10.8	4	1	2	2	0	23	14.1	
at WKU	01/04/10	*	37	7-10	.700	0-0	.000	3-6	.500	2	10	12	10.9	4	1	3	3	2	17	14.3	
at Ole Miss	01/09/10	*	36	2-7	.286	0-0	.000	5-8	.625	2	10	12	10.9	3	1	4	6	1	9	13.9	
ARKANSAS	01-14-10	*	35	7-13	.538	0-0	.000	3-4	.750	5	7	12	11.0	1	1	1	10	1	17	14.1	
UGA	01-16-10	*	38	5-7	.714	0-0	.000	4-9	.444	4	10	14	11.2	3	0	2	6	0	14	14.1	
at Alabama	01/23/10	*	37	4-14	.286	0-0	.000	1-3	.333	3	5	8	11.0	5	1	1	4	0	9	13.8	
at Arkansas	01-28-10	*	32	4-8	.500	0-0	.000	1-2	.500	4	10	14	11.2	3	1	3	2	1	9	13.6	
LOUISIANA STATE	01-30-10	*	34	4-8	.500	0-0	.000	3-7	.429	5	5	10	11.1	3	1	3	4	1	11	13.5	
at Vanderbilt	2/3/10	*	34	4-10	.400	0-0	.000	4-4	1.000	6	8	14	11.2	4	0	3	9	0	12	13.4	
at Florida	2/6/10	*	32	6-16	.375	0-0	.000	4-8	.500	4	9	13	11.3	2	0	5	1	1	16	13.5	
OLE MISS	02-11-10	*	36	4-5	.800	0-0	.000	3-4	.750	1	10	11	11.3	1	4	2	4	0	11	13.4	
AUBURN	02-13-10	*	40	4-8	.500	0-0	.000	2-6	.333	1	11	12	11.3	1	1	2	5	0	10	13.3	
KENTUCKY	02-16-10	*	23	4-8	.500	0-0	.000	2-3	.667	2	3	5	11.1	5	1	0	2	0	10	13.2	
at LSU	02/20/10	*	37	6-9	.667	0-0	.000	2-2	1.000	2	4	6	10.9	3	0	2	7	0	14	13.2	
ALABAMA	02-24-10	*	33	7-11	.636	0-0	.000	3-6	.500	2	8	10	10.9	1	0	3	8	2	17	13.3	
at South Carolina	2/27/10	*	37	8-13	.615	0-0	.000	3-4	.750	2	10	12	10.9	3	0	1	1	1	19	13.5	
at Auburn	03/03/10	*	34	7-9	.778	0-0	.000	0-0	.000	3	4	7	10.8	4	2	1	3	0	14	13.5	
TENNESSEE	03-06-10	*	37	4-7	.571	0-0	.000	3-8	.375	2	4	6	10.6	1	2	3	2	1	11	13.5	
vs Florida	03/12/10	*	36	7-9	.778	0-0	.000	1-2	.500	0	4	4	10.4	2	1	3	4	0	15	13.5	
vs Vanderbilt	03/13/10	*	32	3-5	.600	0-0	.000	5-10	.500	3	6	9	10.4	3	0	1	6	0	11	13.4	
Totals			33	1042	165-283	.583	0-0	.000	113-187	.604	93	249	342	10.4	80	29	65	158	20	443	13.4

Games played: 33  
Minutes/game: 31.6  
Points/game: 13.4  
FG Pct: 58.3  
FT Pct: 60.4

Rebounds/game: 10.4  
Assists/game: 0.9  
Turnovers/game: 2.0  
Assist/turnover ratio: 0.4  
Steals/game: 0.6  
Blocks/game: 4.8

2009-2010 Mississippi State Basketball  
Mississippi State Individual Game-by-Game (as of Mar 13, 2010)  
All games

#45 Elgin Bailey

Opponent	Date	gs	min	Total		3-Pointers		Free throws		Rebounds				pf	a	t/o	blk	stl	pts	avg
				fg-fga	pct	3fg-fga	pct	ft-fa	pct	off	def	tot	avg							
SE LOUISIANA	11-19-09		3	0-1	.000	0-0	.000	0-0	.000	0	0	0	0.0	0	0	0	0	0	0	0.0
TEXAS-PAN AMERICAN	11-24-09		4	0-1	.000	0-0	.000	1-4	.250	0	0	0	0.0	0	0	1	1	0	1	0.5
vs Richmond	11-27-09		4	0-1	.000	0-0	.000	0-0	.000	0	0	0	0.0	1	0	0	0	0	0	0.3
vs Old Dominion	11-28-09		6	0-1	.000	0-0	.000	0-1	.000	0	0	0	0.0	1	0	0	0	0	0	0.3
Totals		0	17	0-4	.000	0-0	.000	1-5	.200	0	0	0	0.0	2	0	1	1	0	1	0.3

Games played: 4  
Minutes/game: 4.3  
Points/game: 0.3  
FG Pct: 0.0  
FT Pct: 20.0

Turnovers/game: 0.3  
Blocks/game: 0.3

#50 John Riek

Opponent	Date	gs	min	Total		3-Pointers		Free throws		Rebounds				pf	a	t/o	blk	stl	pts	avg
				fg-fga	pct	3fg-fga	pct	ft-fa	pct	off	def	tot	avg							
WRIGHT STATE	12-16-09		1	0-0	.000	0-0	.000	0-0	.000	0	0	0	0.0	0	0	0	0	0	0	0.0
vs Centenary	12-22-09		8	2-3	.667	0-0	.000	2-2	1.000	4	3	7	3.5	1	0	3	0	0	6	3.0
MISS. VALLEY STATE	12-28-09		11	1-3	.333	0-0	.000	2-4	.500	4	1	5	4.0	2	0	0	3	0	4	3.3
at Ole Miss	01/09/10		4	0-0	.000	0-0	.000	0-0	.000	0	1	1	3.3	3	0	0	1	0	0	2.5
ARKANSAS	01-14-10		1	0-0	.000	0-0	.000	0-0	.000	0	0	0	2.6	0	0	0	0	0	0	2.0
UGA	01-16-10		1	0-0	.000	0-0	.000	0-0	.000	0	0	0	2.2	0	0	0	0	0	0	1.7
LOUISIANA STATE	01-30-10		3	1-2	.500	0-0	.000	0-0	.000	0	1	1	2.0	0	0	0	0	0	2	1.7
at Florida	2/6/10		3	0-0	.000	0-0	.000	0-0	.000	0	0	0	1.8	1	0	0	0	0	0	1.5
vs Florida	03/12/10		4	0-0	.000	0-0	.000	0-0	.000	0	0	0	1.6	1	0	0	0	0	0	1.3
vs Vanderbilt	03/13/10		1	0-0	.000	0-0	.000	0-0	.000	0	0	0	1.4	0	0	0	0	0	0	1.2
Totals		0	37	4-8	.500	0-0	.000	4-6	.667	8	6	14	1.4	8	0	3	4	0	12	1.2

Games played: 10  
Minutes/game: 3.7  
Points/game: 1.2  
FG Pct: 50.0  
FT Pct: 66.7

Rebounds/game: 1.4  
Turnovers/game: 0.3  
Blocks/game: 0.4