

2010 WESTERN DIVISION CHAMPS

MISSISSIPPI STATE

BULLDOGS



Gregg Ellis, Media Relations Contact • 662.325.3595 (O) or 662.322.0145 (C)
gellis@athletics.msstate.edu • www.msstateathletics.com

MISSISSIPPI STATE (23-11) VS. JACKSON STATE (19-12)

Tuesday, March 16, 2010 • 9 p.m. CT
Humphrey Coliseum (10,500), Starkville

TV: ESPNU

Announcers: PxP, Clay Matvick

Analyst, Joe Dean

Series Record: MSU leads, 3-0

Last Meeting: MSU, 71-56 in 2003

XM Radio: 199



TUESDAY'S PROJECTED STARTING LINEUP

MISSISSIPPI STATE STARTERS

No.	P	Name	Year	Ht.	Wt.	PPG	RPG	Asst.	Steals	Blocks	Minutes
2	G	Ravarn Johnson	Jr	6-7	175	13.5	3.4	0.6	0.4	0.5	29.0
3	G	Dee Bost	So	6-2	170	12.8	4.4	5.2	1.2	0.2	34.9
22	G	Barry Stewart	Sr	6-3	170	11.7	3.5	2.7	1.1	0.2	34.5
24	F	Kodi Augustus	Jr	6-8	220	8.9	5.6	0.8	0.5	1.0	22.7
32	F	Jarvis Varnado	Sr	6-9	230	13.6	10.3	0.9	0.6	4.8	31.8

JACKSON STATE STARTERS

No.	P	Name	Year	Ht.	Wt.	PPG	RPG	Asst.	Steals	Blocks	Minutes
1	G	Cason Burk	Jr	6-5	200	5.0	6.5	1.8	0.9	0.2	28.5
3	G	Rod Melvin	So	6-1	180	5.3	3.4	3.8	0.9	0.1	28.1
23	G	De'Suan Dixon	Jr	6-5	200	10.8	6.5	1.3	1.5	0.5	29.2
24	F	Oliver Jefferson	So	6-9	235	1.5	1.2	0.2	0.1	0.3	7.7
33	F	Garrison Johnson	Sr	6-5	190	17.6	4.5	1.5	1.1	0.5	33.6

15 KEY THINGS TO NOTE PLAYING JACKSON STATE

- ✓ Mississippi State is playing in its seventh NIT and owns a 6-6 record in this event.
- ✓ The Bulldogs last NIT appearance came in 2007 when they advanced to the final four in New York, losing to West Virginia 63-62 on a buzzer beater.
- ✓ Overall, this is MSU's 17th post-season berth (10 NCAA, 7 NIT) and 10th under **Rick Stansbury** (6 NCAA & 4 NIT).
- ✓ Under **Rick Stansbury**, MSU is 9-9 in the postseason (4-6 NCAA; 5-3 NIT).
- ✓ Mississippi State has now won 23 games three-straight seasons.
- ✓ During last week's SEC Tournament and dating back to last year, MSU won a school-record six-straight games before losing to Kentucky in the finals.
- ✓ Of the 139 games **Jarvis Varnado** has played in, only eight times has he not blocked a shot. He's currently enjoying a streak of 51-straight games with a block.
- ✓ 18 of MSU's last 21 games have been decided by 10 points or less (10-8 in those games).
- ✓ MSU has set single-season records for 3-pointers made (310) and attempted (860).
- ✓ In the three SEC Tournament games, the Bulldogs averaged 70.3 points, allowed 65.3 points and shot 45.4 percent from the floor. **Jarvis Varnado** paced MSU with 44 points, 22 rebounds and 15 blocks. **Barry Stewart** totaled 42 points and 21 rebounds, while **Ravarn Johnson** had 38 points, followed by **Dee Bost** with 37 and 12 assists.
- ✓ **Barry Stewart** is now 7th all-time in MSU scoring history with 1,577 points, while **Jarvis Varnado** is 12th with 1,368 points.
- ✓ **Ravarn Johnson** is fourth all-time with 173 made 3-pointers.
- ✓ **Dee Bost** is now 9th all-time at MSU with 334 assists.
- ✓ **Jarvis Varnado** has 163 blocks on the season, the second-most in SEC history. Last year, he set the record with 170.
- ✓ Mississippi State is 18-2 all-time against teams from the SWAC.

SEC COACHES, AP RECOGNIZE VARNADO, BOST

The SEC coaches and Associated Press have awarded senior **Jarvis Varnado** and sophomore **Dee Bost** for their play on the court this season.

For the second year in a row, **Varnado**, a Brownsville, Tenn. native, was named first-team All-SEC in both ballots, while the coaches voted him to the All-Defensive team. He was also a unanimous selection for defensive player of the year, an award he's won three-straight years. He was also named the nation's top defender by *Sporting News* last week.

Bost, a sophomore point guard from Concord, N.C., was tabbed second-team All-SEC by the coaches and honorable mention by the AP.

2009-10 MISSISSIPPI STATE SCHEDULE

Date	Opponent	Score/Time
N 13	Rider	L 88-74
N 19	Southeastern Louisiana	W 82-67
N 21	Bethune-Cookman	W 67-51
N 24	Texas-Pan American	W 75-50
N 27	@vs. Richmond (FCS)	L 63-62
N 28	@vs. Old Dominion	W 69-55
D 5	St. Bonaventure	W 105-53
D 10	# vs. DePaul (ESPN2)	W 76-45
D 12	%vs. UCLA (Fox Sports Net)	W 72-54
D 16	Wright State (ESPN2)	W 80-69
D 19	at Houston (CSS)	W 70-64
D 22	Centenary (at Jackson)	W 88-51
D 28	Mississippi Valley State	W 73-45
D 31	at San Diego	W 77-68
J 4	at Western Kentucky (CSS)	L 55-52
J 9	at Ole Miss (SEC Network)	W 80-75
J 14	Arkansas (ESPNU)	W 82-80
J 16	Georgia (ESPN2)	W 72-69
J 23	at Alabama (CBS)	L 62-57
J 28	at Arkansas (ESPN2)	L 67-62
J 30	LSU (SEC Network)	W 67-51
F 3	at Vanderbilt (SEC Network)	L 75-72
F 6	at Florida (SEC Network)	L 69-62
F 11	Ole Miss (ESPN)	W 71-63
F 13	Auburn (FSN)	W ot 85-75
F 16	Kentucky (ESPN)	L ot 81-75
F 20	at LSU (SEC Network)	W 60-59
F 24	Alabama (CSS)	W 74-66
F 27	at South Carolina (ESPN)	W 76-63
M 3	at Auburn (SEC Network)	L 89-80
M 6	Tennessee (ESPN)	L 75-59
M 12	&Florida (SEC Network)	W 75-69
M 13	&Vanderbilt (ABC)	W 62-52
M 14	&Kentucky (ABC)	L ot 75-74
M 14	!Jackson State (ESPNU)	9 p.m.

@ - South Padre Island Invitational
- SEC/Big East Challenge (Tampa, FL)
% - John R. Wooden Classic (Anaheim, CA)
& - SEC Tournament (Nashville, TN)
! - NIT

COACHING FACTS

MISSISSIPPI STATE

Coach: Rick Stansbury

Record at MSU: 254-139, 12th year

Overall Record: Same

Record vs. Jackson State: 1-0

JACKSON STATE

Coach: Tevester Anderson

Record at Jackson State: 133-124, 7th year

Overall Record: 236-176, 12th year

Statistical Comparison

2009-10 Stats	MSU	JSU
2009-10 Record	23-11	19-12
Conference Record	9-7	17-1
Scoring	72.6	63.3
Scoring Defense	64.5	64.8
Scoring Margin	+8.1	-1.5
Field Goal Pct.	43.6	39.6
Opp. FG Pct.	38.6	40.2
3-Point FG Pct.	36.0	32.6
Opp. 3-Point FG Pct.	32.3	32.3
Free Throw Pct.	68.0	64.1
Opp. FT Pct.	66.1	64.6
Rebounding Average	39.4	37.9
Opp. Rebounding Avg.	36.9	35.4
Rebound Margin	+2.4	+2.5
Assists	12.8	11.3
Turnovers	12.9	14.6
Turnover Margin	-1.6	-1.2
Steals	5.6	6.0
Blocked Shots	7.6	3.8

Statistical Leaders**Scoring**

MSU	PPG	JSU	PPG
Varnado	13.6	Johnson	17.6
Johnson	13.5	Hanson	11.5

Rebounding

MSU	RPG	JSU	RPG
Varnado	10.3	Dixon	6.5
Augustus	5.6	Burk	6.5

Assists

MSU	APG	JSU	APG
Bost	5.2	Melvin	3.8
Stewart	2.7	Burk	1.8

Blocks

MSU	BPG	JSU	BPG
Varnado	4.8	Blake	0.7
Augustus	1.0	Gregory	0.7

Steals

MSU	SPG	JSU	SPG
Bost	1.2	Dixon	1.5
Turner	1.2	Johnson	1.1

Field Goal Percentage (200 minimum)

MSU	FG%	JSU	FG%
Varnado	58.4	Dixon	40.7
Johnson	48.7	Hanson	38.1

3-Point FG Percentage (105 minimum)

MSU	3FG%	JSU	3FG%
Johnson	40.9	Hanson	39.5
Bost	35.3	Johnson	34.5

Free Throw Percentage (95 minimum)

MSU	FT%	JSU	FT%
Augustus	78.4	Johnson	72.9
Bost	71.5	Hanson	70.5

VARNADO, STEWART SHARE THE SPOTLIGHT

Four years ago, Tennessee natives **Jarvis Varnado** and **Barry Stewart** came to Mississippi State as freshmen. On Feb. 24, 2010, against Alabama, this talented pair broke two impressive records.

Shortly after **Stewart** became MSU's all-time leader in made 3-pointers late in the second half, **Varnado** became the NCAA's all-time leader in blocked shots, breaking the mark of 535 held by former Louisiana-Monroe standout Wojciech Myrda, set from 1999-2002.

MSU ENJOYS MORE NON-CONFERENCE SUCCESS

Including last year's 10-6 ledger against non-conference foes coupled with this year's 12-3 mark, MSU has compiled a dominant 133-42 (.760) record against non-conference opponents during the **Rick Stansbury** era (since 1998-99), including a 125-33 (.791) regular-season mark.

MISSISSIPPI STATE'S RECORD WHEN . . .

During the **Rick Stansbury** era, the Bulldogs are: 201-31 when leading at halftime (19-4 this year); 175-33 (13-1) when shooting 45 percent or better from the field; 213-67 (23-6) when the opposition shoots less than 45 percent from the field; 200-73 (16-5) when out-rebounding or tying opponents; and 154-28 (14-3) when holding opponents to 65 points or less.

MARCH RECORD UNDER STANSBURY

Including last year's 6-1 mark, coupled with this year's 2-3 ledger, the Bulldogs are 39-26 (.600) in the month of March since **Rick Stansbury** was named head coach.

Dating back to the 1988-89 season when Richard Williams was overseeing the program, Mississippi State owns a composite ledger of 53-45 (.541) in February.

STEWART, VARNADO GET GAMES PLAYED RECORD; VARNADO SETS GAMES STARTED MARK

From 2000-03, Derrick Zimmerman played in 127 games. From 1980-83, Kalpatrick Wells started 110 games.

Both were school records at season's start. Both have fallen.

At Florida in February, **Jarvis Varnado** and **Barry Stewart** played in their 128th games, passing Zimmerman's mark. They each now have 139.

Varnado also drew his 111th-career start against Alabama, breaking Wells' record. He now has 117 starts.

BOMBS AWAY . . . DOGS ECLIPSE RECORD

Last year, Mississippi State set a single-season record with 296 made 3-pointers. Saturday, the Bulldogs passed that mark with the six made treys against Vanderbilt to give them 300. They currently have 310.

The Bulldogs also attempted 22 3-pointers against the Commodores to give them 833 on the year, also a school record that broke the mark of 819 set in 2008-09. They enter the JSU game with 860 attempts.

Ravarn Johnson leads MSU with 83 3-pointers on 203 attempts, tying his total of 83 from a year ago, the third-most in school history. Darryl Wilson currently holds the top two spots with 97 in 1996 and 94 in 1995.

MSU leads the SEC with an average of 9.1 made 3-pointers, while **Johnson's** 40.9 percent accuracy beyond the arc is fourth. Arkansas' Rotnei Clarke is tops at 42.7 percent. Johnson's 83 made treys are the fourth most in the SEC, while Clarke and Chris Warren of Ole Miss are first with 100.

MSU'S STARTERS DOMINATE SCORING

In the Bulldogs' 34 games, the starters have scored 2,026 of MSU's 2,467 points. That's a percentage of 82.1.

Against South Carolina, MSU's bench failed to score for the first time this year. Then at Auburn, the bench totaled just two points before hitting 11 against Tennessee.

BULLDOG BITES

◆ Mississippi State spent quite some time on the road during non-SEC play this year.

After making the trip to Bowling Green, Ky., the total miles logged for the eight non-conference games away from Humphrey Coliseum were 13,735.4.

The eight away games were the most for MSU since having nine in 2004-05.

◆ Call December the perfect month.

MSU posted an 8-0 ledger in December, marking the third time with **Rick Stansbury** at the helm MSU has gone undefeated in December (2002-03 and 2003-04). Before that, perfection was last achieved in 1978-79.

◆ Against Auburn at Humphrey Coliseum, **Jarvis Varnado** became the first player in NCAA history to have 1,000 points, 1,000 rebounds and 500 blocked shots for a career. Against LSU, he also became just the second player to total 500 or more blocks.

He joins former Louisiana-Monroe stand-out Wojciech Mydra, who is second all-time with 535, in that distinctive category.

◆ Mississippi State isn't a team that fouls a lot. In fact, the Bulldogs are whistled for just 14.2 fouls a game, the third fewest in the nation.

◆ On Jan. 14 against Arkansas, **Varnado** became the first player in school history to record two triple-doubles with his 17 points, 12 rebounds and 10 blocks. In all, three have been recorded. Lawrence Roberts had the school's first on 11-21-04 against Nicholls State (18p, 11 r, 12a), while Jamont Gordon had the second on 2-21-07 against Vanderbilt (15p, 12r, 10a).

Varnado's first was on 1-15-08 against Kentucky (10p, 12r, 10b).

In SEC history, only 20 triple-doubles have been recorded. **Varnado**, Shaquille O'Neal (LSU), Roy Rogers (UA) and Nick Calathes (UF) are the only ones with two or more.

MSU IN THE SEC & NCAA...**SEC Team Rankings**

<u>Category</u>	<u>Rank</u>
Scoring	7
Scoring Defense	1
Scoring Margin	4
Field Goal Pct.	10
Field Goal Pct. Defense.....	2
3-point FG Pct.	4
3-point FG Pct. Defense.....	5
3-point FG Made.....	1
Free Throw Pct.	7
Rebounding Offense.....	2
Rebounding Defense.....	9
Offensive Rebounds.....	10
Rebound Margin	4
Turnovers	8
Turnover Margin	11
Assists	10
Blocked Shots.....	1
Steals.....	12
Assist/Turnover Ratio	7

SEC Individual Rankings

<u>Category</u>	<u>Rank</u>
PPG	Varnado (19)
	Johnson (20)
	Bost (24)
Rebs	Varnado (1)
	Augustus (19)
	Bost (26)
	Turner (29)
Off. Rebounds	Varnado (6)
Def. Rebounds.....	Varnado (1)
Assists	Bost (2)
Blocks.....	Varnado (1)
FG Pct.	Varnado (1)
	Johnson (7)
3-point FG Pct.	Johnson (4)
3-pointers Made.....	Johnson (4)
Minutes Played	Bost (4)
	Stewart (5)

NCAA Rankings

Personal fouls.....	3	FG pct. def.....	12
3-pointers made.....	6	Scoring defense.....	73
Blocked shots	3	Scoring margin	51

DECADE OF DOMINANCE

◆ Mississippi State is off to its best start in school history to begin a new decade.

The 23 wins surpass the win total of 16 the Bulldogs opened the 1990s with in 1989-90.

MSU is coming off their best decade as they won 211 games from 2000-09.

A Look At The Top 3 Decades

<u>Decade</u>	<u>W</u>	<u>L</u>	<u>Pct.</u>
2000s	211	115	.647
1990s	177	125	.586
1960s	141	115	.551

Statistical Differences In Wins and Losses

<u>Wins</u>	<u>Stat</u>	<u>Losses</u>
75.6	Points	66.3
60.6	Opp. Points	72.6
+15.0	Scoring Margin	-6.4
46.9	FG%	37.4
36.4	Opp. FG%	43.7
39.6	3FG%	29.4
31.9	Opp. 3FG %	33.2
69.1	FT%	65.5
64.6	Opp. FT%	67.7
39.8	Rebounds	38.5
35.5	Opp. Rebounds.....	39.9
+4.3	Rebounding Margin.....	-1.4
13.3	Assists	11.8
12.8	Turnovers	13.1
5.9	Steals	5.0
8.6	Blocks	5.6

What Stands Out

✓ MSU averages 9.3 more points in wins.

✓ MSU gives up 12.0 more points in a loss.

✓ State shoots 9.5 percentage points better in wins.

✓ The Bulldogs average 0.3 fewer TOs in losses as wins.

✓ Mississippi State collects 0.9 more steals in wins.

MISSISSIPPI STATE BY THE NUMBERS

GAME-BY-GAME SPECIALTY STATS (MSU First)

<u>Opponent</u>	<u>Bench</u>	<u>Paint</u>	<u>Off TO</u>	<u>2nd Chance</u>	<u>Fast Break</u>
Rider	12/13	30/36	3/20	8/13	4/8
SE Louisiana	12/22	30/28	16/10	17/4	4/2
Bethune-Cookman	18/26	32/22	19/17	11/2	4/2
UT-Pan Am	22/20	36/20	9/9	14/8	2/4
Richmond	8/7	21/22	10/14	22/4	0/2
Old Dominion	3/9	16/28	16/10	12/11	2/4

St. Bonaventure	26/30	34/34	17/10	10/7	2/2
DePaul	23/5	20/16	20/9	13/9	2/6
UCLA	15/12	26/26	9/11	7/13	7/15
Wright State	17/7	22/10	19/18	5/17	5/3
Houston	3/9	22/20	5/18	11/9	3/9
Centenary	31/21	28/14	18/4	20/3	8/2

MVSU	18/17	22/20	13/3	12/15	4/0
San Diego	15/6	14/2	17/21	11/9	0/0
Western Kentucky	2/22	20/20	8/18	8/4	5/9
Ole Miss	7/38	24/36	9/19	14/16	12/6
Arkansas	15/13	30/42	14/15	9/15	2/0
Georgia	18/14	28/56	19/11	7/20	8/8

Alabama	2/7	28/27	11/12	17/9	2/7
Arkansas	5/14	28/22	8/21	17/7	6/10
LSU	22/8	22/10	17/4	14/5	4/2
Vanderbilt	14/22	26/30	13/16	11/13	4/14
Florida	5/10	26/34	22/8	9/12	6/2
Ole Miss	11/25	30/30	13/21	8/23	8/8

Auburn	21/9	32/28	5/13	13/10	4/6
Kentucky	5/17	30/36	11/13	22/18	2/4
LSU	25/12	18/16	7/14	6/17	2/0
Alabama	15/9	30/34	15/15	5/6	8/4
South Carolina	0/14	22/34	12/14	10/4	9/6
Auburn	2/11	28/32	13/11	11/15	4/2
Tennessee	11/24	20/48	12/21	11/12	0/6

Florida (SECT)	11/9	26/24	14/15	2/12	6/4
Vanderbilt (SECT)	16/17	20/18	10/3	7/4	4/0
Kentucky (SECT)	7/15	36/42	9/17	12/10	7/10
Jackson State (NIT)					

GAME-BY-GAME LEAD/DEFICIT

<u>Opponent</u>	<u>Largest Lead</u>	<u>Largest Deficit</u>	<u>Final Score</u>
Rider	11-2, 11:57 (1st)	82-69, 1:54 (2nd)	L, 88-74
SE Louisiana	79-61, 1:19 (2nd)	Never trailed	W, 82-67
Bethune-Cookman	67-45, 1:29 (2nd)	16-15, 8:37 (1st)	W, 67-51
UT-Pan Am	75-50, 0:21 (2nd)	Never trailed	W, 75-50
Richmond	62-57, 2:07 (2nd)	18-4, 11:52 (1st)	L, 63-62
Old Dominion	69-55, 0:12 (2nd)	4-0, 17:13 (1st)	W, 69-55

St. Bonaventure	105-50, 2:20 (2nd)	Never trailed	W, 105-53
DePaul	61-30, 9:15 (2nd)	Never trailed	W, 76-45
UCLA	45-21, 19:07 (2nd)	Never trailed	W, 72-54
Wright State	59-52, 15:10 (2nd)	Never trailed	W, 80-69
Houston	43-34, 10:00 (2nd)	24-15, 9:29 (1st)	W, 70-64
Centenary	84-41, 5:07 (2nd)	7-6, 15:47 (1st)	W, 88-51

MVSU	51-22, 16:41 (2nd)	4-0, 17:57 (1st)	W, 73-45
San Diego	58-46, 7:35 (2nd)	7-2, 16:16 (1st)	W, 77-68
Western Kentucky	26-20, 3:19 (1st)	51-39, 5:32 (2nd)	L, 55-52
Ole Miss	20-8, 13:21 (1st)	48-39, 17:28 (2nd)	W, 80-75
Arkansas	37-19, 6:45 (1st)	Never trailed	W, 80-82
Georgia	72-69, :39 (2nd)	67-54, 4:16 (2nd)	W, 72-69

Alabama	48-46, 7:32 (2nd)	46-34, 11:20 (2nd)	L, 62-57
Arkansas	27-15, 1:46 (1st)	65-59, 0:30 (2nd)	L, 67-62
LSU	67-49, :11 (2nd)	Never trailed	W, 67-51
Vanderbilt	15-13, 12:03 (1st)	48-34, 17:38 (2nd)	L, 75-72
Florida	7-2, 18:00 (1st)	61-49, 2:40 (2nd)	L, 69-62
Ole Miss	53-38, 12:57 (2nd)	18-12, 11:07 (1st)	W, 71-63

Auburn	85-75, :31 (ot)	31-17, 9:08 (1st)	W, 85-75 ot
Kentucky	67-60, 3:00 (2nd)	29-22, 4:14 (1st)	L, 81-75 ot
LSU	21-14, 3:34 (1st)	9-6, 9:25 (1st)	W, 60-59
Alabama	54-43, 9:51 (2nd)	16-12, 10:50 (1st)	W, 74-66
South Carolina	60-44, 9:32 (2nd)	6-5, 15:01 (1st)	W, 76-63
Auburn	2-2, 19:37 (1st)	46-35, 1:20 (1st)	L, 89-80
Tennessee	Never led	17-0, 14:25 (1st)	L, 75-59

Florida (SECT)	58-39, 15:31 (2nd)	Never trailed	W, 75-69
Vanderbilt (SECT)	44-29, 17:05 (2nd)	5-0, 18:17 (1st)	W, 62-52
Kentucky (SECT)	27-22, 5:42 (1st)	74-69, :29 (ot)	L, 75-74
Jackson State (NIT)			

2009-10 Bulldog Bites

VARNADO SECOND WITH 17 DOUBLE-DOUBLES

●Senior **Jarvis Varnado** is second in the SEC with 17 double-doubles this season. His 32 career double-doubles leads all active players in the conference.

OVERCOMING MAJOR DEFICITS

●Against Auburn and Georgia earlier this year, MSU rallied from 13 and 14 points down, respectively, to win. Three times last year, MSU rallied from double-digit deficits – Arkansas (15) and South Carolina twice (10 both times, including SEC Tournament). The most a **Rick Stansbury**-coached team has battled back from is 20 (Kentucky, 1-5-02).

AS THE MEN DO, SO DO THE WOMEN

●While the MSU men led the SEC and was second in the nation in blocked shots (7.5) per outing last year, the Lady Bulldogs (6.2) finished tops in the SEC and fifth nationally. Varnado led the nation with 170 and Lady Bulldog stand-out Chanel Mokango was ninth with 97. MSU was the only power conference school where the men and the women led their conference in blocked shots.

SEC ROAD WINS/PERCENTAGE SINCE 1998-99

<u>Team</u>	<u>Record</u>	<u>Pct.</u>
1. Kentucky	58-38604
2. Florida	49-47510
3. Tennessee	43-53448
4. Mississippi State	34-62354
5. LSU	32-64333
6. Vanderbilt	27-69281
7. Alabama	26-70271
8. Auburn	25-71260
9. South Carolina	22-74229
T10. Georgia	21-75219
T10. Ole Miss	21-75219
12. Arkansas	20-76208

MISSISSIPPI STATE BY THE NUMBERS

MSU'S 2009-10 RECORD WHEN . . .

Leads at Halftime	19-4
Trails at Halftime	3-7
Is Tied at Halftime	1-0
Shoots 45% or better from the field	13-1
Shoots less than 45% from the field	10-10
Opp. shoots less than 45% from the field	23-6
Opp. shoots 45% or better from the field	0-5
Outrebounds (or ties) the opponent	16-5
Outrebounded by the opponent	7-6
Fewer (or ties) TOs than opponent	9-6
More TOs than opponent	14-5
Holds opponents to 65 points or less	14-3
In games decided by 10 points or less	10-9

MSU'S 2009-10 RECORD IN . . .

All Games	23-11
Home Games	12-3
Road Games	5-6
Neutral-sites	6-2
Non-SEC Games	12-3
Non-SEC Home Games	6-1
Non-SEC Road Games	2-1
Non-SEC Neutral-site Games	4-1
SEC Games	9-7
SEC Home Games	6-2
SEC Road Games	3-5
SEC Tournament	2-1
Games vs. SEC Western Division	8-3
Games vs. SEC Eastern Division	2-4
November Games	4-2
December Games	8-0
January Games	4-3
February Games	5-3
March Games	2-3
Monday Games	1-1
Tuesday Games	2-1
Wednesday Games	2-2
Thursday Games	5-1
Friday Games	1-2
Saturday Games	12-3
Sunday Games	0-1
Overtime Games	1-2
Television Games	15-10
Games vs. Ranked Opponents	2-4

MISC. 2009-10 TEAM STATS

Largest Lead Surrendered in Loss:

12, at Arkansas (1-28-10)

Largest Deficit Overcome in Win:

14, vs. Auburn (2-13-10)

Largest Lead at Anytime:

55, vs. St. Bonaventure (12-5-09)

Largest Deficit Anytime:

17, vs. Tennessee (3-6-10)

MISCELLANEOUS MSU INDIVIDUAL STATISTICS

Games Scoring in Double Figures: Varnado 30, Stewart 27, Johnson 26, Bost 25, Augustus 13, Turner 4, Osby 2

Games Scoring 20-plus Points: Bost 7, Johnson 5, Varnado 3, Stewart

Games Scoring 30-plus Points: Bost 1

Games Rebounding in Double Figures: Varnado 18, Augustus 3, Turner, Stewart

Games With Double Figures in Assists: Bost

Games With Double-Doubles: Varnado 17, Augustus, Turner

Games With Triple-Doubles: Jarvis Varnado

Games As Team High Scorer (or co-leader): Johnson 14, Bost 10, Varnado 7, Stewart 5, Turner 2, Augustus 2

Games As Team High Rebounder (or co-leader): Varnado 27, Bost 4, Augustus 4, Turner 3, Johnson 2, Benock, Stewart

Games As Team Leader in Assists (or co-leader): Bost 25, Stewart 6, Turner 5, Osby

Games As Team Leader in Steals (or co-leader): Turner 11, Bost 10, Stewart 10, Varnado 6, Augustus 6, Benock 5, Johnson 3

Games As Team Leader in Turnovers (or co-leader): Bost 21, Varnado 7, Stewart 3, Osby 3, Augustus 3, Benock 2, Johnson 2, Turner, Riek, Luczak

MSU'S RECORD BY STARTING LINEUP

Bost, Stewart, Johnson, Varnado, Augustus	18-10
Bost, Stewart, Johnson, Varnado, Turner	3-0
Bost, Stewart, Osby, Varnado, Augustus	2-1


GAME-BY-GAME STARTERS

Opponent	Date	Guard	Guard	Guard	Forward	Forward	Record
Rider	11/13/09	Bost	Stewart	Johnson	Augustus	Varnado	0-1
SE Louisiana	11/19/09	Bost	Stewart	Johnson	Turner	Varnado	1-1
Bethune-Cookman	11/21/09	Bost	Stewart	Johnson	Turner	Varnado	2-1
UT-Pan Am	11/24/09	Bost	Stewart	Johnson	Turner	Varnado	3-1
Richmond	11/27/09	Bost	Stewart	Johnson	Augustus	Varnado	3-2
Old Dominion	11/28/09	Bost	Stewart	Johnson	Augustus	Varnado	4-2
St. Bonaventure	12/05/09	Bost	Stewart	Johnson	Augustus	Varnado	5-2
DePaul	12/10/10	Bost	Stewart	Johnson	Augustus	Varnado	6-2
UCLA	12/12/09	Bost	Stewart	Johnson	Augustus	Varnado	7-2
Wright State	12/16/09	Bost	Stewart	Johnson	Augustus	Varnado	8-2
Houston	12/19/09	Bost	Stewart	Johnson	Augustus	Varnado	9-2
Centenary	12/22/09	Bost	Stewart	Johnson	Augustus	Varnado	10-2
MVSU	12/28/09	Bost	Stewart	Johnson	Augustus	Varnado	11-2
San Diego	12/31/09	Bost	Stewart	Johnson	Augustus	Varnado	12-2
Western Kentucky	1/04/10	Bost	Stewart	Johnson	Augustus	Varnado	12-3
Ole Miss	1/09/10	Bost	Stewart	Johnson	Augustus	Varnado	13-3
Arkansas	1/14/10	Bost	Stewart	Johnson	Augustus	Varnado	14-3
Georgia	1/16/10	Bost	Stewart	Johnson	Augustus	Varnado	15-3
Alabama	1/23/10	Bost	Stewart	Johnson	Augustus	Varnado	15-4
Arkansas	1/28/10	Bost	Stewart	Johnson	Augustus	Varnado	15-5
LSU	1/30/10	Bost	Stewart	Johnson	Augustus	Varnado	16-5
Vanderbilt	2/03/10	Bost	Stewart	Johnson	Augustus	Varnado	16-6
Florida	2/06/10	Bost	Stewart	Johnson	Augustus	Varnado	16-7
Ole Miss	2/11/10	Bost	Stewart	Johnson	Augustus	Varnado	17-7
Auburn	2/13/10	Bost	Stewart	Johnson	Augustus	Varnado	18-7
Kentucky	2/16/10	Bost	Stewart	Osby	Augustus	Varnado	18-8
LSU	2/20/10	Bost	Stewart	Osby	Augustus	Varnado	19-8
Alabama	2/24/10	Bost	Stewart	Osby	Augustus	Varnado	20-8
South Carolina	2/27/10	Bost	Stewart	Johnson	Augustus	Varnado	21-8
Auburn	3/03/10	Bost	Stewart	Johnson	Augustus	Varnado	21-9
Tennessee	3/06/10	Bost	Stewart	Johnson	Augustus	Varnado	21-10
Florida (SECT)	3/12/10	Bost	Stewart	Johnson	Augustus	Varnado	22-10
Vanderbilt (SECT)	3/13/10	Bost	Stewart	Johnson	Augustus	Varnado	23-10
Kentucky (SECT)	3/14/10	Bost	Stewart	Johnson	Augustus	Varnado	23-11
Jackson State (NIT)							

Win-Loss Differential

Diff.	1	2	3	4	5	6	7	8	9	10	11	12	13	14	15	16	17	18	19	20	21	22	23	24	25+
Won	1	1	1	1	2	2	2	1	2	1	1	1	1	2	1										5
Lost	1		2		2	1	1		1				1		1										

MEET THE HEAD COACH



Rick Stansbury, 12th year

Consistency is a key ingredient to the recent success enjoyed by the Mississippi State University basketball program, one that is stressed in the players' daily activities on and off the basketball floor that has translated into the program's recent run of national prominence gained under head coach Rick Stansbury.

That consistency was brought to the forefront two years ago when MSU's 12th-year head basketball coach became the all-time winningest basketball coach in school history, surpassing Richard Williams' mark of 191. Now with a 12-year coaching record of 254-139 at the Bulldog helm, the 14th-most wins in SEC history, Stansbury has guided 10 State squads (6 NCAA & 4 NIT) to postseason tournament appearances and now nine clubs to 20-plus wins campaigns.

MSU has averaged 21.3 wins the last six years (2005-10), including winning an outright SEC overall championship in 2004, along with back-to-back SEC West crowns in the 2003-2004 and 2007-2008 seasons and another in 2010, and SEC Tournament title in 2002 and 2009.

Most recently, Stansbury piloted last year's 23-13 State squad to its second SEC Tournament crown since 2002 en route to advancing to the NCAA Tournament in Portland, Ore. From 2001-05, he guided MSU to five-consecutive postseason tournament appearances for the first time in school history, including a streak of four straight NCAA Tournament berths from 2002 through 2005.

THE RICK STANSBURY FILE

Mississippi State University

Head Coach

Year	Record	Pct.	SEC	Pct.	Postseason
1998-99	20-13	.606	8-8	.500	NIT/First Round
1999-00	14-16	.467	5-11	.313	
2000-01	18-13	.581	7-9	.438	NIT/Quarters
2001-02	27-8	.771	10-6	.625	NCAA/Second Round
2002-03	21-10	.677	9-7	.563	NCAA/First Round
2003-04	26-4	.867	14-2	.875	NCAA/Second Round
2004-05	23-11	.676	9-7	.563	NCAA/Second Round
2005-06	15-15	.500	5-11	.313	
2006-07	21-14	.600	8-8	.500	NIT/Semifinals
2007-08	23-11	.676	12-4	.750	NCAA/Second Round
2008-09	23-13	.639	9-7	.563	NCAA/First Round
2009-10	23-11	.676	9-7	.563	
Totals	254-139	.646	105-87	.547	

Assistant Coach

Year	Record	Pct.	SEC	Pct.	Postseason
1990-91	20-9	.690	13-5	.722	NCAA/First Round
1991-92	15-13	.536	7-9	.438	
1992-93	13-16	.448	5-11	.313	
1993-94	18-11	.621	9-7	.563	NIT/First Round
1994-95	22-8	.733	12-4	.750	NCAA/Sweet 16
1995-96	26-8	.765	10-6	.625	NCAA/Final Four
1996-97	12-18	.400	6-10	.375	
1997-98	15-15	.500	4-12	.250	
Totals	141-98	.590	66-74	.471	3 NCAA, 1 NIT

ALL-TIME WINNINGEST SEC COACHES

1. Adolph Rupp, UK	875
2. Dale Brown, LSU	448
T3. C.M. Newton, Bama/Vandy	340
T3. Harry Rabenhorst, LSU	340
5. Billy Donovan, UF	329
T6. Tubby Smith, UG/UK	308
14. Rick Stansbury, MSU	254

ALL-TIME SEC DIVISIONAL TITLES

1. Tubby Smith, UK	7
2. Rick Stansbury, MSU	5

STANSBURY TEAMS IN THE SEC TOURNAMENT

SEC TOURNAMENT FINAL APPEARANCES

Kentucky	6
MISSISSIPPI STATE	4
Arkansas	4
Florida	4
Alabama	1
Arkansas	1
Auburn	1
Georgia	1
Ole Miss	1
Tennessee	1

SEC TOURNAMENT SEMIFINAL APPEARANCES

MISSISSIPPI STATE	7
Kentucky	7
LSU	6
Arkansas	5
Florida	5
Auburn	4
South Carolina	4
Tennessee	3
Alabama	2
Ole Miss	2
Vanderbilt	2
Georgia	1

TOP SEC TOURNAMENT RECORDS

Kentucky	20-7
Florida	17-9
MISSISSIPPI STATE	16-9
Arkansas	13-11
South Carolina	11-12
LSU	10-12
Alabama	9-12
Georgia	7-10
Auburn	6-12
Vanderbilt	7-12
Tennessee	8-12
Ole Miss	6-12

2009-10 MISSISSIPPI STATE ROSTER

National Polls

(March 15, 2010)

Associated Press

1. Kansas
2. Kentucky
3. Duke
4. Syracuse
5. Ohio State
6. West Virginia
7. Kansas State
8. New Mexico
9. Villanova
10. Purdue
11. Butler
12. Temple
13. Michigan State
14. Georgetown
15. Tennessee
16. Wisconsin
17. Brigham Young
18. Pittsburgh
19. Baylor
20. Maryland
21. Vanderbilt
22. Gonzaga
23. Texas A&M
24. Richmond
25. Xavier

USA Today/ESPN

1. Kansas
2. Kentucky
3. Duke
4. Syracuse
5. West Virginia
6. Ohio State
7. Kansas State
8. Butler
9. Villanova
10. New Mexico
11. Purdue
12. Michigan State
13. Temple
14. Tennessee
15. Georgetown
16. Brigham Young
16. Pittsburgh
18. Gonzaga
19. Wisconsin
20. Maryland
21. Baylor
22. Vanderbilt
23. Texas A&M
24. Northern Iowa
25. UTEP

No.	Name	Pos.	Ht.	Wt.	Yr.	Exp.	Hometown (Prev School)
1	Renardo Sidney^	F	6-10	270	Fr.	HS	Jackson, MS (Fairfax [CA])
2	Ravern Johnson	G	6-7	175	Jr.	2L	Lyon, MS (Coahoma County HS)
3	Dee Bost	G	6-2	170	So.	1L	Concord, NC (Hargrave Military Academy)
4	Twany Beckham*	G	6-5	190	So.	1L	Louisville, KY (New Hampton [NH] School)
5	Romero Osby	F	6-8	230	So.	1L	Meridian, MS (Northeast Lauderdale HS)
10	Shaun Smith*	G	6-6	195	Fr.	HS	Brooksville, MS (Noxubee County HS)
12	Charles Parker	G	5-10	154	Fr.	HS	McKinney, TX (McKinney HS)
15	Riley Benock	G	6-4	180	Jr.	2L	Battletown, KY (Meade County HS)
20	Taylor Luczak	F	6-8	220	So.	1L	Glens Falls, NY (Glen Falls HS)
21	Baxter Price	G	5-9	145	Fr.	HS	Brandon, MS (Northwest Rankin HS)
22	Barry Stewart	G	6-3	170	Sr.	3L	Shelbyville, TN (Shelbyville Central HS)
24	Kodi Augustus	F	6-8	220	Jr.	2L	Baton Rouge, LA (Maine Central Institute)
25	Phil Turner	G	6-3	170	Jr.	2L	Grenada, MS (Grenada HS)
30	Wendell Lewis	C	6-8	240	Fr.	HS	Selma, AL (Selma HS)
32	Jarvis Varnado	F	6-9	230	Sr.	3L	Brownsville, TN (Haywood HS)
33	Brandon Bolen*	G	6-3	195	Jr.	2L	Madison, MS (Madison-Ridgeland Academy)
45	Elgin Bailey	F	6-8	265	Jr.	2L	New Orleans, LA (Belaire HS)
50	John Riek	F	7-1	242	Fr.	HS	Khartoum, Sudan (IMG Academy [FL])

* Is redshirted this year; ^ Ineligible

COACHING STAFF

Head Coach: Rick Stansbury**Assistant Coach:** Robert Kirby**Assistant Coach:** Phil Cunningham**Assistant Coach:** Marcus Grant**Director of Operations:** Talvis Franklin

SUPPORT STAFF

Athletic Trainer: Scott Johnson**Strength & Conditioning:** Richard Akins**Basketball Media Relations Director:** Gregg Ellis

PRONUNCIATION GUIDE

Kodi Augustus: CO-dee**Twany Beckham:** TWAH-nee**Riley Benock:** BEE-knock**Ravern Johnson:** RAY-vern**Wendell Lewis:** WIN-dell**Taylor Luczak:** LOU-sack**Romero Osby:** Ro-mare-oh OZ-bee**John Riek:** REEK**Jarvis Varnado:** Vur-NAR-doe

AN INSIDE LOOK AT THE 2009-10 BULLDOGS

SQUAD BREAKDOWN

BY CLASS

Seniors (2):

Barry Stewart, Jarvis Varnado

Juniors (6)

Kodi Augustus, Elgin Bailey,
Riley Benock, Brandon Bolen,
Ravern Johnson, Phil Turner

Sophomores (4)

Twany Beckham, Dee Bost,
Taylor Luczak, Romero Osby

Freshman (6)

Wendell Lewis, Charles Parker,
Baxter Price, John Riek,
Renardo Sidney, Shaun Smith

BIRTHDAYS

Barry Stewart (Feb. 4, 1988)
Jarvis Varnado (March 1, 1988)
Brandon Bolen (March 21, 1988)

Romero Osby (May 7, 1990)

Riley Benock (June 7, 1989)

Charles Parker (June 30, 1990)

Ravern Johnson (July 21, 1988)

Wendell Lewis (Sept. 21, 1989)

Dee Bost (Oct. 12, 1989)

Taylor Luczak (Oct. 15, 1988)

Elgin Bailey (Oct. 20, 1987)

Phil Turner (Oct. 27, 1987)

John Riek (Nov. 1, 1989)

Kodi Augustus (Nov. 2, 1987)

Baxter Price (Nov. 4, 1990)

Twany Beckham (Nov. 14, 1988)

Shaun Smith (Nov. 19, 1990)

Renardo Sidney (Dec. 6, 1989)

Rick Stansbury (Dec. 23, 1959)

SQUAD BREAKDOWN BY

STATE

Mississippi (7)

Brandon Bolen, Ravern Johnson,

Romero Osby, Baxter Price,
Renardo Sidney, Shaun Smith
Phil Turner

Tennessee (2)

Barry Stewart, Jarvis Varnado

Kentucky (2)

Twany Beckham, Riley Benock

Louisiana (2)

Kodi Augustus, Elgin Bailey

Alabama (1)

Wendell Lewis

North Carolina (1)

Dee Bost

New York (1)

Taylor Luczak

Texas (1)

Charles Parker

GENERAL INFORMATION

Location: _____ Starkville, Mississippi
 Founded: _____ February 28, 1878
 Enrollment: _____ 18,601
 Conference: _____ SEC (Western Division)
 Nickname: _____ Bulldogs
 Colors: _____ Maroon (PMS 202) & White
 Arena: _____ Humphrey Coliseum (10,500)
 President: _____ Dr. Mark E. Keenum
 Director of Athletics: _____ Greg Byrne
 Faculty Representative: _____ Dr. Steven C. Turner

BASKETBALL HISTORY

First Year of Basketball: _____ 1908-09
 Number of Seasons: _____ 98th
 All-Time Record: _____ 1,271-1,055
 All-Time SEC Record: _____ 534-682
 Total Number of Head Coaches: _____ 18
 Humphrey Coliseum Record: _____ 353-134
 20-Win Seasons: _____ 16
 NCAA Tournament Appearances: _____ 10
 NCAA Tournament Record: _____ 11-10
 NCAA Tournament Final Fours: _____ 1
 (1996, lost to Syracuse 77-69 in semis)
 NIT Appearances: _____ 7
 NIT Record: _____ 6-6
 NIT Final Fours: _____ 1
 (2007, lost 63-62 to West Virginia in semis)
 SEC Championships: _____ 6
 (2004, 1991, 1963, 1962, 1961, 1959)
 SEC Tournament Championships: _____ 3
 (2009, 2002 and 1996)
 SEC Tournament Record: _____ 27-46
 SEC Western Division Titles: _____ 7
 (2010, 2008, 2007, 2004, 2003, 1996, 1995)

BASKETBALL STAFF

Head Coach: _____ Rick Stansbury
 Alma Mater, Year: _____ Campbellsville, 1982
 Record at MSU/Years: _____ 254-139/12
 Career Record/Years: _____ 254-139/12
 Phone: _____ 662-325-3800
 Assistant Coach: _____ Robert Kirby
 Assistant Coach: _____ Phil Cunningham
 Assistant Coach: _____ Marcus Grant
 Director of Operations: _____ Talvis Franklin
 Video Coordinator: _____ Bennie Ashford
 Strength Coach: _____ Richard Akins
 Athletic Trainer: _____ Scotty Johnson
 Administrative Asst.: _____ Suzanne Cook
 Media Relations Contact: _____ Gregg Ellis
 Office Phone: _____ 662-325-3595
 Cell Phone: _____ 662-322-0145
 Fax: _____ 662-325-3654
 Email: _____ gellis@athletics.msstate.edu

TEAM INFORMATION

2008-09 Overall Record _____ 23-13
 2008-09 SEC Record _____ 9-7
 SEC Finish: _____ 3rd (Western Division)
 National Ranking: _____ n/a
 Starters Returning/Lost: _____ 5/0
 Letterwinners Returning/Lost: _____ 12/4
 Newcomers: _____ 6
 Roster (Sr./Jr./So./Fr.): _____ (2/6/4/6)

MSU KNOWS HOW TO WIN GAMES AT 'THE HUMP'

Over the course of the last decade, Mississippi State's Humphrey Coliseum has become a difficult venue for opposing teams. Since the 2006-07 season, the Bulldogs have posted a 50-13 mark for an .794 winning percentage. With the 12-3 mark this year, the Bulldogs have reached twin-digit home wins during each of coach Rick Stansbury's 12 seasons at the MSU helm.

Mississippi State is now 147-36 (.803) overall at Humphrey Coliseum under Stansbury's direction, including a 71-25 (.740) SEC mark and a 76-11 (.874) record against non-conference opponents.

The Bulldogs have compiled a 35-season composite record of 353-134 (.725) at "The Hump" since Mississippi State's basketball facility opened prior to the 1975-76 campaign.

TRACKING MSU' HOME SUCCESS UNDER RICK STANSBURY

Season	Overall		SEC		Non-SEC	
	Record	Win %	Record	Win %	Record	Win %
1998-99	12-2	.857	6-2	.750	6-0	1.000
1999-00	10-4	.714	4-4	.500	6-0	1.000
2000-01	13-4	.765	6-2	.750	7-2	.778
2001-02	13-1	.929	7-1	.875	6-0	1.000
2002-03	12-2	.857	7-1	.875	5-1	.833
2003-04	12-2	.857	6-2	.750	6-0	1.000
2004-05	11-2	.846	6-2	.750	5-0	1.000
2005-06	11-5	.688	5-3	.625	6-2	.750
2006-07	16-3	.842	6-2	.750	10-1	.909
2007-08	12-3	.800	7-1	.875	5-2	.714
2008-09	13-5	.722	5-3	.667	8-2	.750
2009-10	12-3	.800	6-2	.750	6-1	.857
11-Year Totals	147-36	.803	71-25	.740	76-11	.874

A LOOK AT THE HISTORY OF HUMPHREY COLISEUM

LARGEST CROWDS
AT THE HUMP

Crowd	Opponent	Date
10,788	Kentucky	2-16-10
10,735	Ole Miss	2-7-04
10,645	Ole Miss	2-23-02
10,541	Florida	1-7-03
10,458	Auburn	3-2-04
10,437	Alabama	2-21-04
10,432	Alabama	3-5-05
10,432	Kentucky	1-13-04
10,429	Ole Miss	2-15-03
10,421	Ole Miss	1-26-08
10,412	Ole Miss	1-13-09
10,338	Florida	1-24-07
10,315	Kentucky	1-9-96
10,303	LSU	3-2-91

INDIVIDUAL MSU
RECORDS AT THE HUMP

Most Points Scored

40, Rickey Brown (Auburn, 3-7-77)

Most Rebounds

24, Wiley Peck (Alabama, 1-27-75)

Most Assists

15, Al Perry (Vanderbilt, 1-29-77)

TEAM MSU
RECORDS AT THE HUMP

Most Points Scored

123, Troy State (12-5-95)

Most Rebounds

75, Mississippi Valley St. (11-21-00)

Most Consecutive Wins

14, 1-22-03 to 1-10-04

2007 NIT GAMES

Official Basketball Box Score -- Game Totals -- Final Statistics

Mississippi Valley State vs Mississippi State

03-13-07 7:00 p.m. at MasterCard NIT 1st Rnd. (Starkville, MS)

Mississippi Valley State 63 • (18-16)

#	Player	Total		3-Ptr		Rebounds			PF	TP	A	TO	Blk	Stl	Min
		FG-FGA	FG-FGA	FT-FTA	FT-FTA	Off	Def	Tot							
22	Cannon, Richard	f	2-7	0-2	0-0	0	1	1	3	4	2	3	0	0	26
44	Bryant, Kadian	f	2-5	0-0	0-2	2	6	8	1	4	0	3	0	0	26
25	Price, Jefferey	c	3-5	0-0	0-2	1	2	3	4	6	1	0	1	1	20
03	Snow, Tychicus	g	3-9	2-7	0-0	1	0	1	0	8	0	2	0	3	22
23	Clark, Michael	g	0-2	0-0	0-0	0	1	1	0	0	0	0	0	0	5
03	Parks II, Wayne	g	1-1	1-1	0-0	0	0	0	1	3	0	1	0	0	3
05	Speech, Stanford	g	0-9	0-1	0-0	0	4	4	0	6	2	0	0	0	24
11	Davis, Mike	g	1-3	0-1	0-0	0	1	1	0	2	3	1	0	0	12
13	Higgins, Michael	g	0-0	0-0	0-0	0	0	0	1	0	1	0	0	0	3
21	Lucas, Carl	g	7-10	0-0	8-11	1	3	4	0	22	0	3	0	3	30
24	Curry, Adaiiah	g	0-2	0-0	2-2	1	0	1	0	2	1	1	0	0	3
42	Alexander, Ronald	g	3-8	0-0	10-10	3	6	9	5	6	0	3	1	0	26
Team						1	2	3							
Totals			25-61	3-12	10-17	15	26	36	15	63	10	17	2	7	200
FG % 1st Half:		9-27	33.3%	2nd half:	16-34	47.1%	Game:	25-61	41.0%	Deadball					
3FG % 1st Half:		1-4	25.0%	2nd half:	2-8	25.0%	Game:	3-12	25.0%	Rebounds					
FT % 1st Half:		5-8	62.5%	2nd half:	5-9	55.6%	Game:	10-17	58.8%	4.1					

Mississippi State 82 • (19-13)

#	Player	Total		3-Ptr		Rebounds			PF	TP	A	TO	Blk	Stl	Min
		FG-FGA	FG-FGA	FT-FTA	FT-FTA	Off	Def	Tot							
01	Delk, Richard	f	2-3	1-2	0-2	0	1	1	2	5	3	0	0	2	25
22	Slater, Dietric	f	1-9	0-2	1-2	2	5	7	1	3	2	1	0	2	31
23	Rhodes, Charles	c	8-12	0-0	5-5	1	3	4	3	21	1	3	4	0	26
24	Delk, Reginald	g	3-9	1-5	0-0	0	0	0	1	7	1	0	0	0	20
44	Gordon, Jamont	g	8-12	2-4	0-2	1	8	9	1	18	8	3	1	1	29
03	Begley, Billy	g	0-3	0-2	0-0	0	0	0	0	0	0	2	0	0	3
04	Stewart, Barry	g	2-7	1-5	0-0	1	1	2	3	5	1	0	1	0	22
10	Lupe, Joseph	g	0-0	0-0	0-0	0	0	0	0	0	1	0	0	0	1
11	Hansbrough, Ben	g	3-7	2-6	7-8	1	4	5	2	15	1	2	0	0	20
30	Rimmer, Bernard	g	0-0	0-0	0-0	0	0	0	0	0	0	0	0	0	3
32	Varnado, Jarvis	g	3-3	0-0	2-3	2	3	5	1	8	0	1	1	2	13
40	Goodridge, Vernon	g	0-2	0-0	2-2	0	2	2	0	0	0	0	0	0	4
41	Stelmach, Piotr	g	0-1	0-0	0-0	1	1	2	1	0	0	0	0	0	4
Team			30-68			3	1	4							
Totals			61-108	7-26	15-24	14	27	41	15	82	17	13	7	7	200
FG % 1st Half:		17-36	47.2%	2nd half:	13-32	40.6%	Game:	30-68	44.1%	Deadball					
3FG % 1st Half:		4-14	28.6%	2nd half:	3-12	25.0%	Game:	7-26	26.9%	Rebounds					
FT % 1st Half:		2-5	40.0%	2nd half:	13-19	68.4%	Game:	15-24	62.5%	6.2					

Officials: Randy Heinerman, Kevin Mathis, Winston Stith.

Technical fouls: Mississippi Valley State-TEAM. Mississippi State-None.

Attendance: 5501

MSU advances to second round of MasterCard NIT (Saturday 11 a.m. vs. Bradley/ Providence winner). MSU sets school record with 14th home win (14-3). MSU now 10-0 vs. SWAC schools in Stansbury era.

Score by periods	1st	2nd	Total
Mississippi Valley State	24	39	63
Mississippi State	40	42	82

Last FG - MVSU 2nd-00:03, MS 2nd-04:15.

Largest lead - MVSU None, MS by 28 2nd-03:29.

Score tied - 0 times.

Lead changed - 0 times.

Official Basketball Box Score -- Game Totals -- Final Statistics

Bradley vs Mississippi State

03-17-07 11:00 a.m. at MasterCard NIT 2nd Rnd (Starkville, MS)

Bradley 72 • (22-13)

#	Player	Total		3-Ptr		Rebounds			PF	TP	A	TO	Blk	Stl	Min
		FG-FGA	FG-FGA	FT-FTA	FT-FTA	Off	Def	Tot							
21	Andrews, Zach	c	6-8	0-0	1-2	5	4	9	5	13	0	2	1	1	22
04	Franklin, Will	g	4-13	3-5	4-4	0	3	3	0	15	5	2	0	1	37
10	Tauai, J.J.	g	1-6	0-2	2-6	1	2	3	1	4	0	2	0	2	29
14	Crouch, Jeremy	g	4-10	3-8	1-2	0	1	1	2	12	4	0	0	0	29
20	Ruffin, Daniel	g	4-11	1-5	2-2	0	5	5	1	11	5	4	0	1	34
05	Phillips, Ryan	g	0-0	0-0	0-0	0	0	0	0	0	0	0	0	0	1
22	Salley, Matt	g	2-5	0-1	0-0	0	3	3	4	4	0	2	1	2	14
24	Warren, Andrew	g	3-9	1-3	1-1	1	1	2	1	8	0	0	0	1	15
32	Adams, Danny	g	1-7	1-5	0-0	2	0	2	0	3	1	1	0	0	12
50	Lavin, Brian	g	0-1	0-1	0-0	0	1	1	0	0	0	0	0	0	2
54	Singh, Sam	g	1-1	0-0	0-0	1	0	1	0	2	1	1	0	0	5
Team						1	2	3							
Totals			26-71	9-30	11-17	11	21	32	14	72	16	14	2	8	200
FG % 1st Half:		12-33	36.4%	2nd half:	14-38	36.8%	Game:	26-71	36.6%	Deadball					
3FG % 1st Half:		3-11	27.3%	2nd half:	6-19	31.6%	Game:	9-30	30.0%	Rebounds					
FT % 1st Half:		11-17	64.7%	2nd half:	0-0	0.0%	Game:	11-17	64.7%	4.1					

Mississippi State 101 • (20-13)

#	Player	Total		3-Ptr		Rebounds			PF	TP	A	TO	Blk	Stl	Min
		FG-FGA	FG-FGA	FT-FTA	FT-FTA	Off	Def	Tot							
01	Delk, Richard	f	3-5	0-2	0-0	0	3	3	0	6	4	3	1	2	30
22	Slater, Dietric	c	6-10	1-2	0-0	3	5	8	4	13	1	3	0	1	27
23	Rhodes, Charles	c	7-10	0-0	3-4	3	5	8	2	17	0	2	6	0	22
24	Delk, Reginald	g	5-10	3-6	2-4	0	3	3	1	15	2	0	0	2	28
44	Gordon, Jamont	g	7-12	3-5	3-4	1	5	6	3	20	10	4	0	0	29
03	Begley, Billy	g	0-0	0-0	0-0	0	0	0	0	0	0	0	0	0	2
04	Stewart, Barry	g	4-9	4-7	1-2	0	4	4	1	13	0	2	0	1	25
10	Lupe, Joseph	g	1-1	0-0	0-0	0	0	0	0	2	0	0	0	0	1
11	Hansbrough, Ben	g	3-9	1-4	2-4	0	3	3	1	9	5	2	0	1	16
32	Varnado, Jarvis	g	3-7	0-1	0-0	6	6	12	0	6	0	0	3	0	16
40	Goodridge, Vernon	g	0-0	0-0	0-0	0	0	0	0	0	0	0	0	0	2
41	Stelmach, Piotr	g	0-0	0-0	0-0	0	0	0	0	0	0	0	0	0	2
Team						2	2	4							
Totals			39-73	12-27	11-18	15	36	51	13	101	22	16	10	7	200
FG % 1st Half:		17-39	43.6%	2nd half:	22-34	64.7%	Game:	39-73	53.4%	Deadball					
3FG % 1st Half:		7-18	38.9%	2nd half:	5-9	55.6%	Game:	12-27	44.4%	Rebounds					
FT % 1st Half:		3-6	50.0%	2nd half:	8-12	66.7%	Game:	11-18	61.1%	4					

Officials: Terry Davis, Jerry Heater, Bruce Bell.

Technical fouls: Bradley-None. Mississippi State-None.

Attendance: 5733

MSU advances to NIT quarterfinals for second straight time (2001). MSU scores most points since 104 vs. Jacksonville State (Dec. 15, 2005 in Jackson, MS). MSU posts sixth 20-win season under Rick Stansbury. Six straight home wins for State. Jamont Gordon records sixth double-double of season (10th of career).

Score by periods	1st	2nd	Total
Bradley	38	34	72
Mississippi State	44	57	101

Last FG - BU 2nd-01:44, MS 2nd-00:09.

Largest lead - BU by 1 1st-16:22, MS by 29 2nd-02:30.

Score tied - 2 times.

Lead changed - 6 times.

Official Basketball Box Score -- Game Totals -- Final Statistics

Florida State vs Mississippi State

03-20-07 6:00 p.m. at MasterCard NIT Quarters (Starkville, MS)

Florida State 71 • (22-13)

#	Player	Total		3-Ptr		Rebounds			PF	TP	A	TO	Blk	Stl	Min
		FG-FGA	FG-FGA	FT-FTA	Off	Def	Tot								
12	Thomton, Al	f	6-10	1-2	3-9	4	2	6	4	16	0	5	2	3	22
01	Echeff, Uche	f	0-2	0-1	0-0	1	4	5	4	0	1	5	0	0	16
03	Swann, Isaiiah	g	10-17	9-13	2-2	1	4	5	1	31	0	3	0	0	39
23	Douglas, Toney	g	6-11	0-2	0-0	0	4	4	2	12	5	1	0	1	39
25	Rich, Jason	g	2-4	0-0	3-4	1	3	4	5	7	2	1	1	0	31
10	Mims, Ralph		1-2	1-2	0-0	0	0	0	1	3	1	1	0	0	7
11	Allen, Jerel		0-2	0-1	0-0	0	1	1	1	0	0	1	0	0	17
15	Breeden, Casaan		0-1	0-0	0-1	0	1	0	0	0	0	2	0	1	12
42	Reid, Ryan		1-1	0-0	0-0	1	3	4	3	2	1	5	0	0	17
	Team					1	0	1				1			
Totals			26-50	11-21	8-16	9	22	31	21	71	10	25	3	5	200
FG 1st Half: 11-23			47.8%	2nd half: 15-27		55.6%	Game: 26-50			52.0%	Deadball				
3FG 1st Half: 5-7			71.4%	2nd half: 6-14		42.9%	Game: 11-21			52.4%	Rebound				
FT 1st Half: 2-5			40.0%	2nd half: 6-11		54.5%	Game: 8-16			50.0%	4				

THE LAST TIME . . .

THE LAST TIME AN MSU PLAYER ...

Scored 30 or more points in a game:

32, Dee Bost vs. Auburn (2-13-10)

Scored 34 or more points in a game:

34, Charles Rhodes vs. Oregon (3-21-08)

Scored 35 or more points in a game:

36, Jeff Malone at Ole Miss (2-19-83)

Scored 37 or more points in a game:

39, Jeff Malone vs. Alabama (1-31-83)

Scored 40 or more points in a game:

40, Rickey Brown vs. Auburn (3-7-77)

Scored 20+ points in back-to-back games:

Dee Bost (22 vs. Kentucky 2-16-10; 32 vs. Auburn on 2-13-10)

Scored 20+ points in three-consecutive games:

Jarvis Varnado (21 vs. South Alabama; 23 vs. Cincinnati; 24 vs. Nicholls, 2008-09)

Scored 20+ points in five-consecutive games:

Jeff Malone, 1982-83 (11 consecutive)

Scored 30+ points in back-to-back games:

Jeff Malone (36 at Ole Miss & 30 vs. Georgia, 1982-83)

Scored 30+ points in three-consecutive games:

Jeff Malone (33 at LSU; 36 at Ole Miss & 30 vs. Georgia, 1982-83)

Made 10 field goals in a game:

10, Jarvis Varnado vs. LSU (2-11-09)

Made 11 field goals in a game:

11, Dee Bost vs. Auburn (2-13-10)

Made 12 field goals in a game:

12, Raven Johnson vs. UCLA (12-12-09)

Made 13 field goals in a game:

13, Horatio Webster vs. SW Missouri St. (11-23-97)

Made 14 field goals in a game:

14, Cameron Burns at Georgia (1-17-90)

Made 15 or more field goals in a game:

16, Raymond Brown vs. Florida (3-2-85)

Attempted 20 field goals in a game:

20, Dietric Slater at Georgia (2-24-07)

Attempted 21 or more field goals in a game:

21, Dee Bost vs. Kentucky (2-16-10)

Attempted 23 or more field goals in a game:

24, Horatio Webster vs. UT Martin (12-20-97)

Attempted 25 field goals in a game:

25, Chuck Evans at Alabama (3-6-93)

Attempted 26 field goals in a game:

26, Tony Watts at Ole Miss (2-22-92)

Attempted 27 or more field goals in a game:

28, Jeff Malone vs. Vanderbilt (1-8-83)

Made six 3-pointers in a game:

6, Dee Bost vs. Old Dominion (11-28-09)

Made seven 3-pointers in a game:

7, Dee Bost vs. Auburn (2-13-10)

Made eight or more 3-pointers in a game:

8, Winsome Frazier vs. UMKC (11-23-04)

Attempted 11 3-pointers in a game:

11, Barry Stewart at Auburn (3-3-10)

Attempted 12 3-pointers in a game:

12, Dee Bost vs. Auburn (2-13-10)

Attempted 13 or more 3-pointers in a game:

15, Winsome Frazier vs. UMKC (11-23-04)

Attempted 16 or more 3-pointers in a game:

17, Darryl Wilson vs. Alabama (3-4-95)

Made 14 or more free throws in a game:

14, Charles Rhodes vs. Oregon (3-21-08)

Made 15 or more free throws in a game:

18, Rich Knarr vs. Auburn (2-19-73)

Attempted 17 free throws in a game:

17, Jarvis Varnado at Houston (12-19-09)

Attempted 18 free throws in a game:

18, Charles Rhodes vs. Oregon (3-21-08)

Attempted 19 free throws in a game:

19, Carl Nichols vs. SE La. (12-1-88)

Had 16 rebounds in a game:

16, Kodi Augustus at Houston (12-19-09)

Had 17 rebounds in a game:

17, Jarvis Varnado at San Diego (12-31-09)

Had 18 or more rebounds in a game:

21, Wesley Morgan vs. SE La. (11-28-05)

Had 22 or more rebounds in a game:

23, Rickey Brown vs. Vanderbilt (12-6-79)

Had 24 or more rebounds in a game:

24, Wiley Peck vs. Alabama (1-27-79)

Had 10 or more offensive rebounds in a game:

10, Wesley Morgan vs. SE La. (11-28-05)

Had 10 defensive rebounds in a game:

10, Jarvis Varnado at USC (2-27-10)

Had 11 defensive rebounds in a game:

11, Jarvis Varnado vs. Auburn (2-13-10)

Had 12 or more defensive rebounds in a game:

15, Jarvis Varnado at San Diego (12-31-09)

Had 10 assists in a game:

10, Dee Bost vs. Alabama (1-14-09)

Had 11 assists in a game:

11, Dee Bost vs. Wright State (12-16-09)

Had 14 assists in a game:

14, Gary Ervin vs. Florida A&M (12-20-04)

Had 15 or more assists in a game:

16, Chuck Evans at UMKC (2-23-93)

Had 10 or more turnovers in a game:

10, Charles Rhodes vs. Nicholls (11-11-06)

Had five or more blocks in a game:

5, Jarvis Varnado vs. Kentucky (3-14-10)

Had seven blocks in a game:

7, Jarvis Varnado at LSU (2-20-10)

Had eight blocks in a game:

8, Jarvis Varnado vs. Alabama (2-24-10)

Had nine blocks in a game:

9, Jarvis Varnado at Vanderbilt (2-3-10)

Had 10 blocks in a game:

10, Jarvis Varnado vs. Arkansas (1-14-10)

Had 10+ blocks in two consecutive games:

Jarvis Varnado (10 vs. Georgia & 10 vs. Kentucky, 2007-08)

Had five steals in a game:

5, Barry Stewart vs. Kentucky (2-16-10)

Had six or more steals in a game:

6, Phil Turner vs. South Carolina (2-18-09)

LAST TIME AN MSU TEAM...

Scored 100 or more points:

105 vs. St. Bonaventure (12-05-09)

Scored 100 or more points in an SEC game:

105 vs. Auburn (3-2-04)

Allowed 100 or more points:

115 at Arkansas (2-20-93)

Was held to 52 points or less:

52 at Western Kentucky (1-4-10)

Was held to 51 points or less:

49 vs. Southern Illinois (11-23-07)

Was held to 48 points or less:

36 vs. George Washington (12-8-96)

Held opponent to 60 points or less:

59 at LSU (2-20-10)

Held opponent to 57 points or less:

57 vs. LSU SECT (3-14-09)

Held opponent to 55 points or less:

52 vs. Vanderbilt SECT (3-13-10)

Held opponent to 50 points or less:

50 vs. Texas-Pan American (11-24-09)

Held opponent to 45 points or less:

45 vs. MVSU (12-28-09)

Held opponent to 39 points or less:

39 at LSU (1-9-08)

Shot 50 percent or better from the field:

.500 [26-52] at South Carolina (2-27-10)

Shot 55 percent or better from the field:

.571 [28-49] vs. Florida SECT (3-12-10)

Shot 60 percent or better from the field:

.630 [29-46] vs. Wright State (12-16-09)

Shot 65 percent or better from the field:

.660 [35-53] vs. Western Kentucky (1-5-09)

Was held to less than 35 percent from the field:

.339 [20-59] vs. Tennessee (3-6-10)

Was held to less than 32 percent from the field:

.313 [21-67] at Arkansas (1-28-10)

Held opp. to 35 percent or less from the field:

.346 [18-52] vs. Vanderbilt SECT (3-13-10)

Held opp. to 30 percent or less from the field:

.281 [18-64] vs. DePaul (12-10-09)

Opponent shot 50 percent or better:

.500 (30 of 60) vs. Tennessee (3-6-10)

Made 35 or more field goals:

37 vs. St. Bonaventure (12-5-09)

Made 40 or more field goals:

40 vs. Auburn (3-2-04)

Attempted 70 or more shots from the field:

70 vs. Kentucky (2-16-10)

Attempted 80 or more shots from the field:

80 at Alabama (2-21-09)

Attempted 40 or fewer shots from the field:

39 vs. Vanderbilt (2-12-05)

Made 10 or more 3-pointers:

10 vs. Kentucky SECT (3-14-10)

Made 12 3-pointers:

12 at Auburn (3-3-10)

Made 13 3-pointers:

14 vs. Centenary (12-22-09)

Made 16 3-pointers:

16 vs. St. Bonaventure (12-05-09)

Did not make a 3-pointer:

[0-11] at Alabama (1-18-05)

Made just one 3-pointer:

vs. Southeastern Louisiana (11-28-05)

Made just two 3-pointers:

at Alabama (1-23-10)

Attempted only 10 3-pointers:

10 vs. Alabama State (12-6-08)

Attempted six 3-pointers or less:

6 at Ole Miss (1-29-03)

Attempted 25 3-pointers:

25 vs. Wright State (12-16-09)

Attempted 26 3-pointers:

26 vs. Kentucky SECT (3-14-10)

Attempted 27 or more 3-pointers:

28 at South Carolina (2-27-10)

Attempted 30 or more 3-pointers:

30 vs. Tennessee (3-6-10)

Attempted 35 or more 3-pointers:

35 vs. Kentucky (2-16-10)

Made 30 or more free throws:

30 vs. Arkansas (1-15-05)

Made 40 or more free throws:

41 vs. LSU (2-11-09)

THE LAST TIME (CONTINUED) . . .

Made 50 or more free throws:

52 vs. LSU (2-11-09)

Made fewer than five free throws:

4 at Alabama (1-19-08)

Made fewer than four free throws:

1 at Kentucky (1-13-07)

Attempted 35 or more free throws:

35 vs. LSU SECT (3-15-09)

Attempted 40 or more free throws:

41 vs. Charlotte (11-29-06)

Attempted fewer than 10 free throws:

6 at LSU (2-20-10)

Had 50 or more rebounds:

50 vs. South Carolina SECT (3-13-09)

Had 55 or more rebounds:

58 vs. Troy (12-10-05)

Had 59 or more rebounds:

59 at Houston (12-19-09)

Had 20 or more assists:

20 vs. Centenary (12-22-09)

Had 21 or more assists:

22 vs. Auburn (2-27-08)

Had 25 or more assists:

25 vs. St. Bonaventure (12-05-09)

Had 20 or more turnovers:

20 vs. Washington St. (11-28-08)

Had 21 or more turnovers:

24 vs. St. Bonaventure (11-25-08)

Had 25 turnovers:

25 vs. UT Martin (11-17-07)

Had 26 or more turnovers:

31 at Kentucky (1-7-97)

Had fewer than 10 turnovers:

9 vs. Vanderbilt SECT (3-13-10)

Had fewer than five turnovers:

4 vs. MVSU (12-28-09)

Had 10 blocked shots:

10 at Vanderbilt (2-3-10)

Had 11 blocked shots:

11 at Alabama (2-21-09)

Had 12 blocked shots:

12 vs. Alabama (2-24-10)

Had 13 blocked shots:

13 vs. Arkansas (1-14-10)

Had 14 blocked shots:

14 vs. Texas-Pan American (11-24-09)

Had 16 blocked shots:

16 vs. Georgia (1-12-08)

Had 10 steals:

10 at Alabama (2-21-09)

Had 13 or more steals:

13 at Georgia (1-24-09)

Had 20 or more steals:

20 vs. Nicholls State (11-17-01)

Had 1 steal or less:

0 vs. Richmond (11-27-09)

BRYANT BECOMES FIRST MSU SIGNEE OF 2009-10 SIGNING CLASS

Mississippi State coach Rick Stansbury has announced his first signee of the 2009-10 class, standout guard Brian Bryant.

The 6-foot-3, 165-pound Albany, Ga., native is currently a sophomore at Northwest Florida State College, where he has guided his team to a 5-0 start and is averaging 20 points, 7.6 rebounds and 5.4 assists, while shooting 41 percent from 3-point territory.

Last year as a freshman, he was limited due to a hand injury.

Prior to enrolling at Northwest Florida, previously known as Okaloosa Walton, Bryant prepped four years at Dougherty High School, where he led his team to two regional titles and four playoff appearances.

As a senior, he averaged 29.6 points, 9.3 rebounds, 3.6 steals and 3.6 assists en route to garnering team MVP honors and earning Albany

Herald Play of the Year honors for the second-straight season.

He was also selected to play in the Georgia North-South All-Star Game.

"He is the complete package of talent, athleticism, character and work ethic," 13th-year Raiders coach Bruce Stewart said. "He is a winner."

Bryant chose MSU over Auburn and Southern Miss.

Bryant is the fifth NWF State College men's player to head to the SEC in the last three seasons, following in the footsteps of Auburn's Tay Waller and Johnnie Lett, Alabama's Charvez Davis and South Carolina's Johnndre Jefferson.

He's also the second player MSU signed from Northwest Florida, joining forward Branden Vincent, who played for the Bulldogs from 2003-04.

MISSISSIPPI STATE QUICK HITS

✓ Against St. Bonaventure on 12-5-09, Mississippi State dished out 25 assists, the most since totaling the same against Loyola-Mary mount on 12-19-07.

✓ **Jarvis Varnado** now holds the NCAA career record with 557. Listed below are the Top 5 players all-time in NCAA history.

Player	School	Blocks
1. Jarvis Varnado	Mississippi State	557
2. Wojciech Myrda	Louisiana-Monroe	535
3. Adonal Foyle	Colgate	492
4. Tim Duncan	Wake Forest	481
5. Alonzo Mourning	Georgetown	453

DID YOU KNOW . . .

MSU's recent nine-game winning streak in SEC play was its longest since winning 10 in a row from 2-22-60 to 2-11-61.



CHARTING MSU RECORDS

CAREER REBOUNDS

Name	Seasons	Total
1. Bailey Howell	1957-59	1,277
2. Rickey Brown	1977-80	1,092
3. Jarvis Varnado	2007-Present	1,078
4. Wiley Peck	1976-79	964

CAREER 3-POINTERS MADE

Name	Seasons	Total
1. Barry Stewart	2007-Present	276
2. Darryl Wilson	1994-96	258
4. Ravern Johnson	2008-Present	173

CAREER 3-POINTERS ATTEMPTED

Name	Seasons	Total
1. Barry Stewart	2007-Present	767
2. Darryl Wilson	1994-96	645
8. Ravern Johnson	2008-Present	437

2009, 2010 ALL-SEC & ALL-AMERICAN CANDIDATE

Jarvis Varnado



F • 6-9 • 230 • 3L
Brownsville, TN

- ✓ All-SEC by AP & coaches; tabbed defensive player of the year third year in a row.
- ✓ John R. Wooden Award finalist.
- ✓ Naismith Award finalist.
- ✓ Winner of 2009 Cellular South Howell Trophy.
- ✓ Is NCAA's all-time leading shot blocker with 557.
- ✓ Led the nation in blocked shots the past two seasons and is second now with 163.
- ✓ Broke Wojciech Myrda's NCAA career record of 535 blocks against Alabama.
- ✓ Became 31st MSU player to score 1,000 points for a career against St. Bonaventure.
- ✓ His 1,078 rebounds rank 3rd all-time at MSU.
- ✓ Leads MSU and the SEC in rebounding (10.3) and T1st scoring (13.6, 19th SEC).
- ✓ Streak of 20-straight made FTs ended at Western Kentucky.
- ✓ Two weeks ago, was named the SEC player of the week for the second time.
- ✓ Has a streak of 51-straight games with a block.

Season Highs

- **Points:** 23, at San Diego (12-31-09)
- **FGM:** 8, 3 times (last: Kentucky 3-13-10)
- **FGA:** 16, at Florida (2-6-10)
- **FTM:** 8, SE Louisiana (11-19-09)
- **FTA:** 17, at Houston (12-19-09)
- **Rebs:** 17, twice (last: San Diego 12-31-09)
- **Blocks:** 10, Arkansas (1-14-10)
- **Steals:** 3, SELA (11-19-09) & SBU (12-5-09)
- **Minutes:** 40, twice (last: Kentucky 3-14-10)
- **Double-Doubles:** 17
- **Triple-Doubles:** 1

Career Highs

- **Points:** 31, LSU (2-11-09)
- **FGM:** 10, 3 times (last: LSU, 2-11-09)
- **FGA:** 18, LSU (1-21-09)
- **FTM:** 11, LSU (1-21-09)
- **FTA:** 17, at Houston (12-19-09)
- **Rebs:** 17, 3 times (last: at San Diego 12-31-09)
- **Blocks:** 10, 4 times (last: Arkansas, 1-14-10)
- **Steals:** 4, Georgia (1-24-09)
- **Minutes:** 40, 3 times (last: UK, 3-14-10)
- **Double-Doubles:** 32
- **Triple-Doubles:** 2


Jarvis' Team-By-Team Blocks

Team	No.	Team	No.	Team	No.
Alabama	28	Loyola Marymount	10	Southeastern Louisiana	12
Alabama State	12	LSU	38	Southern Illinois	2
Arkansas	36	McNeese State	4	Tennessee	15
Auburn	26	Miami	11	Tennessee-Martin	3
Bradley	3	Miami (OH)	5	Texas A&M Corpus Christi	5
Bethune-Cookman	4	Memphis	5	Texas-Pan American	8
Centenary	11	Mississippi Valley State	8	Texas Tech	4
Charlotte	4	Missouri	5	UC-Irvine	2
Cincinnati	4	Murray State	3	UCLA	7
Clemson	6	New Orleans	7	Vanderbilt	20
DePaul	3	Nicholls	9	Washington	5
Fairleigh Dickinson	8	North Alabama	7	Washington State	4
Florida	14	Old Dominion	5	West Virginia	1
Florida State	1	Ole Miss	23	Western Kentucky	4
George Mason	4	Oregon	4	Winthrop	2
Georgia	24	Richmond	1	Wright State	6
Houston	8	Rider	7	<i>Most blocks Against..... LSU (38)</i>	
Kentucky	25	St. Bonaventure	10	<i>Blocks vs. SEC..... 259</i>	
Louisiana Lafayette	5	San Diego	8	<i>Non-Conference blocks..... 298</i>	
Louisiana Monroe	9	South Alabama	15		
Louisiana Tech	6	South Carolina	16		

JARVIS VARNADO'S CAREER STATS

Year	GP-GS	Min/Avg	FG-FGA	Pct	3FM-3GA	Pct	FT-FTA	Pct	Rebs	PF-D	Asst	TQ	Blk	Stl	Pts/Avg
2006-07	35-13	473/13.5	75-116	.647	0-1	.000	24-45	.533	146-4.2	74-1	11	19	67	12	174/5.0
2007-08	34-34	968/28.5	109-170	.641	1-2	.500	50-100	.500	264-7.8	99-5	18	41	157	18	269/7.9
2008-09	36-36	1012/28.1	180-328	.549	0-1	.000	104-159	.654	317-8.8	83-2	28	60	170	22	464/12.9
2009-10	34-34	1082/31.8	173-296	.584	0-0	.000	115-191	.602	351-10.3	84-2	29	66	163	22	461/13.6
TOTAL	139-117	3535/25.4	537-910	.590	1-4	.250	293-495	.592	1078-7.8	340-10	86	186	557	74	1368/9.8

A LOOK AT THE ALL-STAR CANDIDATES

**Barry Stewart****G • 6-3 • 170****Shelbyville, TN**


- ✓ Currently ranks 7th all-time in scoring with 1,577 career points.
- ✓ His 11.7 scoring average ranks fourth on the team.
- ✓ His 74 treys are 2nd-most on team.
- ✓ Against Alabama, broke Darryl Wilson's made 3-point record of 258.
- ✓ Against Georgia, became MSU's all-time leader in 3-pointers attempted, breaking Wilson's mark of 645.
- ✓ At Arkansas, broke Jeff Malone's minutes played record of 3,851.
- ✓ At Florida, he and Jarvis Varnado broke Derrick Zimmerman's games-played record of 127.

Season Highs

- **Points:** 21, Wright State (12-16-09)
- **FGM:** 8, Wright State (12-16-09)
- **FGA:** 16, Kentucky (2-16-10)
- **3GM:** 5, twice (last: USC 2-27-10)
- **3GA:** 11, twice (last: at Auburn 3-3-10)
- **FTM:** 6, twice (last: Florida 3-12-10)
- **FTA:** 7, twice (last: Florida 3-12-10)
- **Rebs:** 10, Kentucky SECT 3-14-10
- **Assists:** 7, St. Bonaventure (12-5-09)
- **Steals:** 5, Kentucky (2-16-10)
- **Minutes:** 41, Auburn (2-13-10)
- **Double-Doubles:** 0

Career Highs

- **Points:** 24, Missouri (12-30-07)
- **FGM:** 8, twice (last: Wright State 12-16-09)
- **FGA:** 19, Alabama (2-21-09)
- **3GM:** 6, Tennessee (2-2-08)
- **3GA:** 11, 4 times (last: Auburn, 3-3-10)
- **FTM:** 10, twice (last: LSU 3-14-09)
- **FTA:** 12, LSU (3-14-09)
- **Rebs:** 12, Florida (3-4-09)
- **Assists:** 7, twice (last: St. Bonaventure, 12-5-09)
- **Steals:** 5, twice (last: UK 2-16-10)
- **Minutes:** 44, twice (last: LSU, 2-11-09)
- **Double-Doubles:** 2

**Dee Bost****G • 6-2 • 170****Concord, NC**


- ✓ After leading MSU with 156 assists last year, he's tops so far with 178, a total that's second most in the SEC.
- ✓ His 12.8 scoring clip is third on the team.
- ✓ Scored career-high 32 points against Auburn.
- ✓ 65 made 3s are the 3rd most on team.
- ✓ Has totaled an MSU-best 20-plus points seven times.
- ✓ Has started all 70 games for MSU since his arrival.

Season Highs

- **Points:** 32, Auburn (2-13-10)
- **FGM:** 11, Auburn (2-13-10)
- **FGA:** 21, Kentucky (2-16-10)
- **3GM:** 7, Auburn (2-13-10)
- **3GA:** 12, twice (last: Auburn 2-13-10)
- **FTM:** 9, at Western Kentucky (1-4-10); at Ole Miss (1-9-10)
- **FTA:** 12, at Ole Miss (1-9-10)
- **Rebs:** 9, Auburn (2-13-10)
- **Assists:** 11, Wright State (12-16-09)
- **Blks:** 1, 7 times (last: Auburn 2-13-10)
- **Steals:** 3, twice (last: Bama 2-24-10)
- **Minutes:** 43, Kentucky (2-16-10)
- **Double-Doubles:** 0

Career Highs

- **Points:** 32, Auburn (2-13-10)
- **FGM:** 11, Auburn (2-13-10)
- **FGA:** 21, Kentucky (2-16-10)
- **3GM:** 7, Auburn (2-13-10)
- **3GA:** 12, twice (last: Auburn 2-13-10)
- **FTM:** 10, LSU (2-11-09)
- **FTA:** 12, LSU (2-11-09); Ole Miss (1-9-10)
- **Rebs:** 10, South Carolina (3-13-09)
- **Assists:** 11, Wright State (12-16-09)
- **Blks:** 1, 8 times (last: Auburn 2-13-10)
- **Steals:** 4, San Diego (12-30-08)
- **Minutes:** 47, twice (last: Bama, 2-21-09)
- **Double-Doubles:** 2

**Ravern Johnson****G • 6-7 • 175****Lyon, MS**

- ✓ 83 made 3-pointers are most on the team, fourth most SEC and match a career-high for single season.
- ✓ Last year, became the second player in MSU history to make 80-plus 3-pointers in a season by draining 83.
- ✓ Second in scoring at MSU with a 13.3 clip.
- ✓ His 40.5 percent accuracy from 3-point range is fourth in the SEC.
- ✓ Ranks 4th all-time at MSU with 169 made 3-pointers.

Season Highs

- **Points:** 29, UCLA (12-12-09)
- **FGM:** 12, UCLA (12-12-09)
- **FGA:** 19, at Arkansas (1-28-10)
- **3GM:** 5, 3 times (last: MVSU, 12-28-09)
- **3GA:** 10, 3 times (last: LSU, 2-20-10)
- **FTM:** 3, Centenary (12-22-09)
- **FTA:** 4, San Diego (12-31-09); Ole Miss (1-9-10)
- **Rebs:** 8, at Arkansas (1-28-10)
- **Assists:** 3, 3 times (last: UK 3-14-10)
- **Blocks:** 2, 4 times (last: UGA 1-16-10)
- **Steals:** 2, 3 times (last: Ole Miss 2-11-10)
- **Minutes:** 38, twice (last: UK 3-14-10)

Career Highs

- **Points:** 29, UCLA (12-12-09)
- **FGM:** 12, UCLA (12-12-09)
- **FGA:** 19, at Arkansas (1-28-10)
- **3GM:** 6, Western Ky (1-5-09)
- **3GA:** 10, seven times (last: at LSU 2-20-10)
- **FTM:** 4, four times (last: South Carolina 3-13-09)
- **FTA:** 5, Alabama State (12-6-08)
- **Rebs:** 8, twice (last: at Arkansas 1-28-10)
- **Assists:** 3, six times (last: Kentucky, 3-14-10)
- **Blocks:** 2, 8 times (last: Georgia, 1-16-10)
- **Steals:** 2, 5 times (last: Ole Miss 2-11-10)
- **Minutes:** 44, Alabama (2-21-08)

A Look At The MSU PLAYERS

**Phil Turner****G • 6-3 • 170****Grenada, MS**


- ✓ Sixth on team in scoring at 8.9.
- ✓ Fourth on team with 142 rebounds, 29th in SEC.
- ✓ Tied for MSU lead with 41 steals.
- ✓ Collected fifth-career double-double against SE Louisiana.
- ✓ Tied his career high with 14 rebounds vs. Southeastern Louisiana.

Season Highs

- **Points:** 15, Georgia (1-16-10)
- **FGM:** 4, 3 times (last: Vandy 3-13-10)
- **FGA:** 12, SE Louisiana (11-19-09)
- **3GM:** 2, 7 times (last: Vandy 3-13-10)
- **3GA:** 7, Georgia (1-16-10)
- **FTM:** 4, 3 times (last: Auburn 2-13-10)
- **FTA:** 6, at Western Kentucky (1-4-10)
- **Rebs:** 14, SE Louisiana (11-19-09)
- **Assists:** 5, twice (Ole Miss 2-10-10)
- **Steals:** 3, Texas-Pan Am (11-24-09)
- **Minutes:** 34, SE Louisiana (11-19-09)
- **Double-Doubles:** 1

Career Highs

- **Points:** 18, Kentucky (2-3-09)
- **FGM:** 7, South Carolina (2-18-09)
- **FGA:** 13, Kentucky (2-3-09)
- **3GM:** 4, four times (last: Arkansas 2-7-09)
- **3GA:** 9, twice (last: Auburn, 2-14-09)
- **FTM:** 9, Nicholls (12-22-08)
- **FTA:** 12, Nicholls (12-22-08)
- **Rebs:** 14, twice (last: SE Louisiana 11-19-09)
- **Assists:** 5, 3 times (last: Ole Miss 2-1-10)
- **Steals:** 6, South Carolina (2-18-09)
- **Minutes:** 47, Alabama (2-21-09)
- **Double-Doubles:** 5

**Kodi Augustus****F • 6-8 • 220****Baton Rouge, LA**


- ✓ Fifth in scoring with 8.9 average; had first double-double at Ole Miss and second at Arkansas.
- ✓ Had career-highs with three assists against Centenary and MVSU.
- ✓ 18-straight made free throws streak snapped against St. Bonaventure.
- ✓ Second on team with 31 blocks.

Season Highs

- **Points:** 17, 3 times (UK 2-13-10)
- **FGM:** 6, 3 times (last: at Vandy 2-3-10)
- **FGA:** 13, at Arkansas (1-28-10)
- **3GM:** 4, Kentucky (2-16-10)
- **3GA:** 7, twice (last: Kentucky 2-16-10)
- **FTM:** 8, Richmond (11-27-09); Old Dominion (11-28-09)
- **FTA:** 8, four times (last: South Carolina, 2-27-10)
- **Rebs:** 16, at Houston (12-19-09)
- **Assists:** 3, twice (last: MVSU 12-28-09)
- **Steals:** 2, 3 times (last: Kentucky 3-14-10)
- **Blocks:** 5, Wright State (12-16-09)
- **Minutes:** 35, South Carolina (2-27-10)
- **Double-Doubles:** 2

Career Highs

- **Points:** 19, Georgia (3-12-09)
- **FGM:** 6, 4 times (last: at Vandy 2-3-10)
- **FGA:** 13, at Arkansas (1-28-10)
- **3GM:** 4, Kentucky (2-16-10)
- **3GA:** 7, twice (last: Kentucky 2-16-10)
- **FTM:** 8, Richmond (11-27-09); Old Dominion (11-28-09)
- **FTA:** 8, four times (last: South Carolina, 2-27-10)
- **Rebs:** 16, at Houston (12-19-09)
- **Assists:** 3, twice (last: MVSU 12-28-09)
- **Steals:** 2, Old Dominion (11-28-09)
- **Blocks:** 5, Wright State (12-16-09)
- **Minutes:** 35, South Carolina (2-27-10)
- **Double-Doubles:** 2

**Romero Osby****F • 6-8 • 230****Meridian, MS**

- ✓ Seventh in scoring with 4.5 average.
- ✓ Seen action in 33 of the 34 games mostly as a reserve.
- ✓ Scored in double-digits three times with season high 13 against DePaul.
- ✓ Started 1st-career game vs. Kentucky and has three for his career.

Season Highs

- **Points:** 13, DePaul (12-10-09)
- **FGM:** 4, twice (last: Wright State 12-16-09)
- **FGA:** 9, DePaul (12-10-09)
- **3GM:** 2, 4 times (last: UF SECT 3-12-10)
- **3GA:** 3, 3 times (last: LSU 1-30-10)
- **FTM:** 5, Auburn (2-13-10)
- **FTA:** 6, Auburn (2-13-10)
- **Rebs:** 7, twice (last: Alabama 1-23-10)
- **Assists:** 4, twice (last: UK 2-16-10)
- **Steals:** 2, St. Bonaventure (12-5-09)
- **Blocks:** 2, twice (last: Bama 2-24-10)
- **Minutes:** 38, Kentucky (2-16-10)
- **Double-Doubles:** 0

Career Highs

- **Points:** 15, North Alabama (11-19-08)
- **FGM:** 5, twice (last: Houston 1-3-09)
- **FGA:** 13, Houston (1-3-09)
- **3GM:** 2, 5 times (last: UF 3-12-10)
- **3GA:** 3, 6 times (last: LSU 1-30-10)
- **FTM:** 7, Texas Tech (11-29-08)
- **FTA:** 10, Texas Tech (11-29-08)
- **Rebs:** 8, Centenary (11-15-08)
- **Assists:** 4, twice (last: UK 2-16-10)
- **Steals:** 2, St. Bonaventure (12-5-09)
- **Blocks:** 2, four times (last: Alabama 2-24-10)
- **Minutes:** 38, Kentucky (2-16-10)
- **Double-Doubles:** 0

A Look At The MSU PLAYERS


Riley Benock
G • 6-4 • 180
Battletown, KY


- ✓ Has seen action in all 34 games.
- ✓ Broke a seven-game scoring drought at Arkansas with 3 points on 1-of-3 shooting.
- ✓ Tied for fifth on team with 15 steals.
- ✓ Scored season-high 9 points against both Centenary & St. Bonaventure.

Season Highs

- **Points:** 9, twice (last: Centenary 12-22-09)
- **FGM:** 3, twice (last: Centenary 12-22-09)
- **FGA:** 5, DePaul (12-10-09)
- **3GM:** 2, twice (last: Centenary 12-22-09)
- **3GA:** 5, DePaul (12-10-09)
- **FTM:** 1, Tennessee (3-6-10)
- **FTA:** 2, Tennessee (3-6-10)
- **Rebs:** 5, Kentucky (2-16-10)
- **Assists:** 5, DePaul (12-10-09)
- **Steals:** 2, 5 times (last: Florida SECT 3-12-10)
- **Minutes:** 20, DePaul (12-10-09)
- **Double-Doubles:** 0

Career Highs


- **Points:** 12, Ole Miss (1-26-08)
- **FGM:** 4, Ole Miss (1-26-08)
- **FGA:** 6, Nicholls State (12-22-08)
- **3GM:** 4, Ole Miss (1-26-08)
- **3GA:** 6, Nicholls State (12-22-08)
- **FTM:** 3, Georgia (1-12-08)
- **FTA:** 4, Georgia (1-12-08)
- **Rebs:** 5, Kentucky (2-13-10)
- **Assists:** 5, DePaul (12-10-09)
- **Steals:** 3, Centenary (11-15-08)
- **Minutes:** 23, LSU (2-11-09)
- **Double-Doubles:** 0


Wendell Lewis
F • 6-8 • 240
Selma, AL

- ✓ Seen action in 24 games as a reserve, but sat out first two SEC Tournament games before playing against Kentucky for two minutes.
- ✓ Averaging 1.4 points and 1.4 boards.
- ✓ 7th on team with 13 offensive rebounds.
- ✓ Ranked 24th among SEC freshmen in scoring and T21th in rebounds.

Season/Career Highs

- **Points:** 7, St. Bonaventure (12-5-09)
- **FGM:** 3, Bethune-Cookman (11-21-09)
- **FGA:** 4, twice (last: St. Bonaventure 12-5-09)
- **FTM:** 3, St. Bonaventure (12-5-09)
- **FTA:** 4, St. Bonaventure (12-5-09)
- **Rebs:** 5, twice (last: St. Bonaventure 12-5-09)
- **Assists:** ---
- **Steals:** ---
- **Blocks:** 3, St. Bonaventure (12-5-09)
- **Minutes:** 15, St. Bonaventure (12-5-09)


John Riek
F • 7-1 • 242
Sudan

- ✓ Sat out the first nine games due to NCAA suspension.
- ✓ Has seen action in 10 games, including Saturday's win against Vanderbilt.
- ✓ Ranked T26th among SEC freshmen in scoring (1.5) and 20th in rebounding (1.8).
- ✓ Had season-high 6 points against Centenary.

Season/Career Highs

- **Points:** 6, Centenary (12-22-09)
- **FGM:** 2, Centenary (12-22-09)
- **FGA:** 3, twice (last: MVSU 12-28-09)
- **FTM:** 2, twice (last: MVSU 12-28-09)
- **FTA:** 4, MVSU 12-28-09
- **Rebs:** 7, Centenary (12-22-09)
- **Assists:** ---
- **Steals:** ---
- **Blocks:** 3, MVSU (12-28-09)
- **Minutes:** 11, MVSU (12-28-09)

THE REST OF THE TEAM

THE JUNIORS

45 • Elgin Bailey • F/C • 6-8 • 254 • New Orleans, LA

Has applied for a medical redshirt this year after seeing action in 27 games last year before dislocating his ankle against Florida. He still managed to finish second on the team in blocked shots with 26. Bailey finished the year averaging 3.9 points and 2.4 rebounds. He returned to the court this year against SE Louisiana but did not play against Bethune-Cookman. Scored his first point of the year on a free throw against Texas-Pan American and logged four minutes against Richmond and six against Old Dominion in South Padre.

THE SOPHOMORES

4 • Twany Beckham • G • 6-5 • 190 • Louisville, KY

Is redshirting this year after having two hip surgeries. Beckham played in the last 32 games of last season and was one of MSU's first players off the bench. He logged a total of 33 minutes in the SEC Tournament and averaged 1.5 points, 2.0 rebounds and dished out three assists. He finished the year averaging 1.6 points and 1.5 boards a game.

THE FRESHMEN

10 • Shaun Smith • G • 6-6 • 195 • Brooksville, MS

Is redshirting this year. The first member of the 2009 MSU signing class, the heralded All-State member from Noxubee County is known for his athleticism and ball-handling skills. Ranked the 23rd best shooting guard in the country by Scout.com, Smith inked his next four years with Bulldog basketball on his birthday. As a senior, he averaged 25.1 points, 5.8 rebounds and 2.2 steals.

1 • Renardo Sidney • G • 6-10 • 260 • Jackson, MS

Is waiting to be cleared to play by the NCAA. One of MSU's most highly touted recruits, Sidney brings numerous accolades including McDonald's All American selection, USA Junior National Select Team inclusion as well as Naismith High School Player of the Year finalist. He was also tabbed Co-MVP at the Jordan Brand Classic at the famous Madison Square Garden in New York City. Sidney made his national impression at the McDonald's All-Star game where he scored 11 points while grabbing 6 rebounds.

EXHIBITION 1 — OCT. 31, 2009

Mississippi State	82
Oklahoma City	54

Humphrey Coliseum • 2 p.m.
Starkville, MS

STARKVILLE, Miss. — Junior Raven Johnson's 23 points sparked a convincing 82-54 win by 18th-ranked Mississippi State against Oklahoma City in the exhibition opener for both teams at Humphrey Coliseum.

Johnson drained 6-of-10 three-pointers, shot 8-of-15 from the floor and grabbed five rebounds.

Three other Bulldogs recorded double-digit efforts in the win, led by junior Kodi Augustus' 16 points. Sophomore Dee Bost joined senior Barry Stewart by scoring 11 points, while Bost added 6 assists.

All-SEC senior Jarvis Varnado grabbed 11 rebounds, notched 8 points and blocked 4 shots. Freshman Wendell Lewis continued his impressive preseason performance by claiming 8 rebounds in just 13 minutes.

OCU point guard Chris Brown led the game with 24 points.

The Bulldogs struggled with their opponents in the first half, but never trailed in the game. After scoring the first eight points, State saw two free-throws from OCU's Brown spark a 10-0 run that pulled the game within a point. At the break, MSU led 38-33 half.

Oklahoma City

Player	FG	3FG	FT	RB	PF	PT	A	Min
Phillips f	2-8	1-2	0-0	5	1	5	1	34
Williams c	0-4	0-0	0-1	3	4	0	1	14
Brown g	9-23	0-1	6-8	6	3	24	0	36
Graham g	3-6	0-2	0-0	4	1	6	2	34
Bingham g	4-13	2-7	1-1	3	1	11	0	34
Cuevas	0-0	0-0	0-0	1	1	0	1	6
Ennis	0-0	0-0	0-0	0	0	0	0	1
McKnight	1-2	0-0	0-0	0	2	2	1	11
Nicholson	2-3	0-0	0-0	2	2	4	0	14
James	1-3	0-0	0-1	4	3	2	1	16
TOTALS	22-62	3-12	7-11	32	18	54	7	200

Mississippi State

Player	FG	3FG	FT	RB	PF	PT	A	Min
Augustus f	6-11	1-6	3-4	5	3	16	0	25
Varnado c	3-6	0-0	2-4	11	1	8	2	27
Johnson g	8-15	6-10	1-1	5	1	23	2	34
Bost g	3-8	2-5	3-3	3	2	11	6	28
Stewart g	3-8	3-7	2-2	5	3	11	2	31
Osby	4-8	1-2	0-0	5	2	9	3	21
Smith	0-2	0-0	0-0	1	3	0	4	14
Parker	0-0	0-0	0-0	0	0	0	0	1
Luczak	0-0	0-0	0-0	1	0	0	0	2
Price	0-0	0-0	0-1	1	0	0	1	1
Lewis	2-4	0-0	0-3	8	2	4	0	13
Bolen	0-1	0-0	0-0	1	0	0	0	3
TOTALS	29-63	13-30	11-14	47	17	82	19	200

Halftime: MSU 38, OCU 33. FG%: MSU 46.0%, OCU 35.5%. 3FG%: MSU 43.3%, OCU 25.0%. FT%: MSU 78.6%, OCU 63.6%. Turnovers: MSU 14 (Varnado, Johnson 3 4), OCU 12 (James 3). Blocked Shots: MSU 6 (Varnado 4), OCU 2 (Phillips, Williams 1). Steals: MSU 3 (Bost 2), OCU 3 (Three with 1). Officials: Tom Eades, Bruce Benedick, James Williams. Attendance: 2,938.

EXHIBITION 2 — Nov. 7, 2009

Mississippi State	90
Georgetown College	70

Humphrey Coliseum • 2 p.m.
Starkville, MS

STARKVILLE, Miss. — Junior forward Kodi Augustus scored 16 points and grabbed 11 rebounds to pace 18th-ranked Mississippi State to a 90-70 win against Georgetown College.

MSU completed its two-game exhibition slate having never trailed in either game.

Augustus connected on 6-of-9 shots from the floor and all three of his free throws. All-SEC senior Jarvis Varnado totaled 17 points, 9 rebounds and 5 blocks.

Also scoring in double-digits were sophomore point guard Dee Bost with 14 points to go along with his 8 assists, while Phil Turner totaled 12 points.

Pacing the game in scoring was Georgetown's Eddie Gray with 19.

State jumped out to an early eight-point lead in the game's first 10 minutes. The Tigers responded with a six-point run capped by two consecutive treys from Vincent Crutcher to pull within two points with 8:50 left in the half. The Bulldogs responded in a big way, finishing the half on a 23-5 run sparked by a Varnado pass resulting in a dunk from Augustus. MSU led 41-22 at the break.

Georgetown College

Player	FG	3FG	FT	RB	PF	PT	A	Min
Moses	9-19	0-0	0-0	10	2	18	1	37
Pearson	3-6	0-0	0-0	5	5	6	1	13
Gray	6-11	2-4	5-5	5	2	19	2	37
Walls	1-4	1-4	0-0	1	1	3	0	18
Byron	0-8	0-1	0-0	2	4	0	2	11
Hamilton	0-1	0-1	0-0	1	0	0	0	3
Boggs	1-2	1-1	0-0	0	1	3	1	6
Saxton	4-5	1-2	1-1	2	1	10	2	25
Ferguson	1-4	0-0	3-4	4	4	5	3	19
Crutcher	2-6	2-5	0-0	2	2	6	0	25
Outen	0-0	0-0	0-0	0	3	0	0	6
TOTALS	27-66	7-18	9-10	33	25	70	12	200

Mississippi State

Player	FG	3FG	FT	RB	PF	PT	A	Min
Augustus	6-9	1-2	3-3	11	1	16	2	27
Varnado	7-7	0-0	3-5	9	3	17	2	30
Johnson	3-4	1-1	2-3	1	1	9	0	17
Bost	5-10	2-6	2-2	2	2	14	8	32
Stewart	3-10	0-7	2-2	0	0	8	3	31
Osby	1-4	0-0	7-8	3	2	9	0	16
Parker	0-0	0-0	0-0	0	0	0	0	1
Benock	0-1	0-1	0-0	3	1	0	1	13
Luczak	0-0	0-0	0-0	0	0	0	0	1
Turner	3-6	1-2	5-5	3	1	12	0	21
Lewis	2-2	0-0	1-2	0	2	5	0	10
Bolen	0-1	0-0	0-0	0	0	0	1	1
TOTALS	30-53	5-19	25-30	33	13	90	17	200

Halftime: MSU 41, GC 22. FG%: MSU 55.6%, GC 27.3%. 3FG%: MSU 14.3%, GC 30.0%. FT%: MSU 83.3%, GC 100.0%. Turnovers: MSU 17 (Varnado 5), GC 12 (Ferguson, Crutcher 4). Blocked Shots: MSU 6 (Varnado 5), GC 3 (Pearson 2). Steals: MSU 7 (Turner 3), GC 6 (Hamilton 2). Officials: Tony Greene, Mike Nance, Ron Groover. Attendance: 2,995.

GAME 1 — Nov. 13, 2009

Rider	88
Mississippi State	74

Humphrey Coliseum • 2 p.m.
Starkville, MS

STARKVILLE, Miss. — Mississippi State senior Jarvis Varnado collected his 16th career double-double despite the Bulldogs dropping a 88-74 decision to Rider in front of 7,241 fans at Humphrey Coliseum.

Varnado, collected 22 points and 14 rebounds on the night as MSU dropped the opening game of the season for the first time since a 79-76 setback to Louisiana-Lafayette in 2002.

Varnado also tallied seven blocks and scored six of the game's first 11 points to give the Bulldogs an early nine-point advantage.

Dee Bost and Raven Johnson also reached double figures, scoring 14 and 10 points, respectively.

State maintained the lead until the 45-second mark when a Mike Ringgold layup gave Rider a lead that it would never relinquish. Ringgold and Novar Gadson collected 21 points each to lead Rider.

The opener was marred by a Rider squad that went 30-of-59 (50 percent) from the field, including a sizzling 62-percent clip from the 3-point stripe.

Rider (1-0)

Player	FG	3FG	FT	RB	PF	PT	A	Min
Ringgold	10-19	0-0	1-4	6	2	21	1	39
Jackson	1-4	0-1	0-0	5	5	2	1	12
Thompson	6-12	4-6	0-2	3	2	16	2	39
Robinson	3-5	2-2	7-9	4	2	15	4	27
Gadson	7-11	2-2	5-7	11	1	21	2	37
Youngblood	0-4	0-2	4-4	3	4	4	2	21
Thompson	1-1	0-0	1-2	4	0	3	1	11
Mansell	2-3	2-3	0-0	0	1	6	0	8
Nd-Ezuma	0-0	0-0	0-0	0	1	0	0	1
Penn	0-0	0-0	0-0	0	1	0	1	5
TOTALS	30-59	10-16	18-28	38	19	88	14	200

Mississippi State (0-1)

Player	FG	3FG	FT	RB	PF	PT	A	Min
Augustus	4-9	1-1	0-1	5	4	9	0	15
Varnado	8-8	0-0	6-8	14	3	22	2	36
Johnson	4-11	2-8	0-0	1	1	10	1	29
Bost	3-11	3-6	5-6	2	5	14	7	39
Stewart	2-10	2-7	1-4	3	3	7	3	37
Osby	2-3	0-0	0-0	3	1	4	0	11
Benock	0-2	0-2	0-0	0	0	0	1	4
Turner	3-6	2-3	0-0	5	2	8	1	25
Lewis	0-2	0-0	0-0	1	1	0	0	4
TOTALS	26-62	10-27	12-19	37	20	74	15	200

Halftime: Rider 44, MSU 42. FG%: MSU 41.9%, Rider 50.1%. 3FG%: MSU 37.0%, Rider 62.5%. FT%: MSU 63.2%, Rider 64.3%. Turnovers: MSU 12 (Varnado 4), Rider 6 (Thompson, Gadson 2). Blocked Shots: MSU 9 (Varnado 7), Rider 2 (Ringgold, Gadson 1). Steals: MSU 2 (Bost, Turner 1), Rider 5 (Gadson 3). Officials: Rick Crawford, James Barker, James Williams. Attendance: 7,241.

GAME 2 — Nov. 19, 2009

Mississippi State 82
Southeastern Louisiana 67

Humphrey Coliseum • 7 p.m.
 Starkville, MS

STARKVILLE, Miss. — All-SEC center Jarvis Varnado fell just short of his second career triple-double and tied for a game-high 20 points to power Mississippi State to an 82-67 victory against Southeastern Louisiana in Humphrey Coliseum.

Varnado recorded his second-straight 20-point effort and swatted eight shots to go along with his nine rebounds.

Notching the game's only double-double was junior Phil Turner, who had 14 rebounds and 10 points.

Also scoring in double-digits were Ravern Johnson (17), Barry Stewart (13) and Dee Bost (10).

Leading SELU was center Patrick Sullivan, who shot 9-of-21 from the field to score 20 points.

The Bulldogs never trailed and led 41-29 at the break.

In a hard-fought second half, SELU orchestrated a 10-2 run sparked by a Patrick Sullivan layup to close the MSU lead to just 59-51 with 10:43 left. A trey from Bost ended the stretch, and the Bulldogs scored seven-straight capped by a Stewart trey to ice the win.

Southeastern Louisiana (2-1)

Player	FG	3FG	FT	RB	PF	PT	A	Min
Marks	2-4	0-0	1-2	6	4	5	3	29
Sullivan	9-21	0-0	2-2	7	3	20	0	35
Hutchin	5-14	4-8	0-0	2	1	14	0	25
Fortenberry	2-7	0-3	0-0	2	2	4	2	28
Patterson	0-0	0-0	2-2	2	2	2	4	18
Jones	3-4	2-3	0-0	2	1	8	2	21
Ndumba	0-1	0-0	0-0	2	2	0	0	13
Forest	2-11	0-3	2-3	4	3	6	0	21
Dixon	3-4	2-3	0-0	1	1	8	1	10
TOTALS	26-66	8-20	7-9	30	19	67	12	200

Mississippi State (1-1)

Player	FG	3FG	FT	RB	PF	PT	A	Min
Varnado	6-8	0-0	8-10	9	1	20	1	30
Johnson	7-13	3-6	0-0	3	2	17	0	31
Bost	3-5	2-3	2-5	5	1	10	4	32
Stewart	4-11	1-5	4-4	3	1	13	1	32
Turner	3-12	2-6	2-2	14	1	10	3	34
Osby	2-5	1-2	0-0	4	1	5	1	13
Benock	1-3	0-2	0-0	2	1	2	1	15
Luczak	1-1	1-1	0-0	0	0	3	0	1
Lewis	1-3	0-0	0-0	2	1	2	0	7
Bailey	0-1	0-0	0-0	0	0	0	0	1
Parker	0-0	0-0	0-0	0	0	0	0	1
Price	0-0	0-0	0-0	0	0	0	0	1
TOTALS	28-62	10-25	16-21	47	9	82	12	200

Halftime: MSU 41, SELU 29. FG%: MSU 45.2%, SELU 39.4%. 3FG%: MSU 40.0%, SELU 40.0%. FT%: MSU 76.2%, SELU 77.8%. Turnovers: MSU 13 (Bost, Turner 3), SELU 11 (Sullivan 3). Blocked Shots: MSU 10 (Varnado 8), SELU 7 (Sullivan 3). Steals: MSU 9 (Varnado 3), SELU 5 (Patterson 3). Officials: Ted Valentine, Doug Simons, Carlos Gonzalez. Attendance: 4,544.

GAME 3 — Nov. 21, 2009

Mississippi State 67
Bethune-Cookman 51

Humphrey Coliseum • 6 p.m.
 Starkville, MS

STARKVILLE, Miss. — Jarvis Varnado swatted 4 shots to become the SEC's all-time leading shot-blocker as Mississippi State cruised to a 67-51 victory against the Bethune-Cookman Wildcats.

Varnado surpassed Shaquille O'Neals' previous SEC record of 412 and now has batted 413 shots in his career. The all-star senior also recorded 10 points and 10 rebounds for his second double-double in the season's first three games.

Three other Bulldogs also scored 10 points, including senior Barry Stewart, who also handed out 4 assists.

Albert Abrahams registered the game's other double-double for the Wildcats with 15 points and 11 rebounds.

The first half saw several lead changes before two Osby free throws sparked a 10-0 MSU run. The Bulldogs led 31-24 at the half.

State saw BCU quickly close the gap to just 33-30 but responded with an 8-0 run capped by a Varnado layup that put the game out of reach for good. Varnado brought down the SEC's all-time career blocks record with a reject of an Abrahams jumper with 10:20 remaining in the second half.

Bethune Cookman (1-3)

Player	FG	3FG	FT	RB	PF	PT	A	Min
Starling	2-3	0-0	0-0	6	1	4	2	24
Adams	0-1	0-0	4-4	0	4	4	0	10
Reed	4-19	1-4	0-0	1	1	9	4	38
Elliott	0-3	0-0	2-2	4	2	2	0	21
Jones	3-7	0-2	0-0	4	0	6	1	22
Thomas	1-3	1-2	0-0	2	1	3	1	23
Abrahams	6-11	0-0	3-5	11	3	15	1	26
Bryant	0-0	0-0	2-2	0	0	2	0	2
Anusionwu	0-0	0-0	0-0	0	1	0	0	2
Dukes	2-4	2-4	0-0	0	2	6	0	16
Williford	0-1	0-0	0-0	1	0	0	0	16
TOTALS	18-52	4-12	11-13	32	15	51	9	200

Mississippi State (2-1)

Player	FG	3FG	FT	RB	PF	PT	A	Min
Varnado	4-11	0-0	2-5	10	0	10	2	31
Johnson	4-10	2-6	0-0	2	0	10	0	26
Bost	2-7	2-4	4-4	4	0	10	2	31
Stewart	3-6	2-4	2-2	1	1	10	4	31
Turner	4-7	1-1	0-0	5	3	9	2	22
Osby	2-6	0-2	3-4	6	1	7	3	24
Parker	0-1	0-0	0-0	0	1	0	0	1
Benock	2-4	1-3	0-0	2	0	5	0	19
Luczak	0-0	0-0	0-0	0	1	0	0	1
Price	0-0	0-0	0-0	5	0	0	0	1
Lewis	3-4	0-0	0-0	2	1	6	0	13
TOTALS	24-56	8-20	11-15	37	8	67	13	200

Halftime: MSU 31, BCU 24. FG%: MSU 42.9%, BCU 34.6%. 3FG%: MSU 40.0%, BCU 33.3%. FT%: MSU 73.3%, BCU 84.6%. Turnovers: MSU 13 (Bost 5), BCU 15 (Reed 4). Blocked Shots: MSU 9 (Varnado 4), BCU 4 (Reed 2). Steals: MSU 8 (Johnson, Bost, Turner, Benock 2), BCU 9 (Reed 3). Officials: James Barker, Jeremy Mosier, Chuck Jones. Attendance: 3,721.

GAME 4 — Nov. 24, 2009

Mississippi State 70
Texas-Pan American 55

Humphrey Coliseum • 7 p.m.
 Starkville, MS

STARKVILLE, Miss. — For the third time in four games, All-SEC senior Jarvis Varnado registered a double-double as the Mississippi State Bulldogs rode a tight second-half defense to a 75-50 victory against Texas Pan-American.

Varnado totaled 12 points, collected a season-high 15 rebounds and tied a season-high 8 blocks to lead MSU.

Three other Bulldogs scored in double-digits, including sophomore point guard Dee Bost (13), senior Barry Stewart (12) and junior Ravern Johnson (11).

Junior Nick Weiermiller and senior Luis Valera led the Broncs with 8 points each.

While MSU never trailed in the contest, it saw its 25-14 lead with 10 minutes remaining in the first half shrink to just two points with three left before the break. MSU finished on a 9-2 run to go up 42-33 at the break.

The Bulldogs tightened the defense in the second half, allowing just 17 points and scoring 33 of their own. State finished shooting a season-high 52.6 percent from the floor and held the Broncs to just a 29.2 percent effort.

Texas-Pan American (0-5)

Player	FG	3FG	FT	RB	PF	PT	A	Min
Valera	4-10	0-0	0-0	5	1	8	0	21
Hearn	2-7	1-2	1-2	4	1	6	2	23
Maree	0-2	0-0	3-4	2	4	3	2	22
Weiermiller	3-10	2-6	0-0	4	0	8	1	30
Smith	2-5	1-4	0-0	5	2	5	1	21
Hawkins	3-9	0-0	1-2	3	3	7	0	16
Urbanus	1-6	1-2	0-0	0	0	3	1	25
Jones	1-4	1-4	0-0	1	0	3	0	10
Seagers	0-2	0-2	0-0	1	0	0	0	2
Hendrix	3-8	1-1	0-0	2	1	7	0	20
Couch	0-1	0-0	0-0	0	2	0	0	18
Trader	0-1	0-0	0-0	1	1	0	0	2
TOTALS	19-65	7-21	5-8	33	15	50	7	200

Mississippi State (3-1)

Player	FG	3FG	FT	RB	PF	PT	A	Min
Varnado	6-8	0-0	0-2	15	2	12	1	27
Johnson	4-8	2-5	1-1	3	4	11	0	25
Bost	4-10	2-6	3-3	6	1	13	4	30
Stewart	5-10	2-5	0-0	2	1	12	0	31
Turner	2-5	1-3	0-0	3	2	5	2	22
Osby	3-6	1-2	1-1	2	1	8	2	15
Parker	1-1	0-0	0-0	0	0	2	0	1
Benock	0-0	0-0	0-0	1	0	0	0	12
Luczak	0-0	0-0	0-0	1	0	0	0	2
Price	0-0	0-0	0-0	0	0	0	0	1
Augustus	4-7	1-1	0-0	8	1	9	0	21
Lewis	1-1	0-0	0-0	1	0	2	0	9
Bailey	0-1	0-0	1-4	0	0	1	0	4
TOTALS	30-57	9-22	6-11	45	12	75	9	200

Halftime: MSU 42, TPAU 33. FG%: MSU 52.6%, TPAU 29.2%. 3FG%: MSU 40.9%, TPAU 33.3%. FT%: MSU 54.5%, TPAU 62.5%. Turnovers: MSU 16 (Johnson 5), TPAU 11 (Maree 3). Blocked Shots: MSU 14 (Varnado 8), TPAU 2 (Valera, Hendrix). Steals: MSU 8 (Turner 3), TPAU 6 (Smith 3). Officials: Steve Coleman, Ron Groover, Brian Shey. Attendance: 3,214.

GAME 5 — Nov. 27, 2009

Mississippi State	62
Richmond	63

South Padre Convention Center • 5 p.m.
South Padre Island, TX

SOUTH PADRE ISLAND, Texas — After finding itself down by as many as 14 points to Richmond on numerous occasions in the semifinals of the South Padre Island Invitational, Mississippi State fought back and seemed to take control late in the game.

But with 9.8 seconds remaining and his team trailing by one, Spiders guard Kevin Anderson nailed a 15-foot jumper to lift Richmond to a stunning 63-62 victory.

The loss snapped MSU's three-game winning streak.

Despite putting itself in an early hole, the Bulldogs battled back and closed the gap to 35-32 at the break on a putback by Phil Turner right before time expired.

The Spiders, though, regained the early momentum in the second half and pushed their lead back to 10. But as they did the first half, MSU came storming back.

That persistence paid off with 10:22 left on two free throws by Kodi Augustus that tied the game at 49-apiece. Augustus, who finished with 13 points, later gave the Bulldogs its first lead at 55-53 with two more free throws at the 7:36 mark.

State then built its biggest advantage at 62-57 on a short jumper by Raven Johnson, who totaled a team-high 15 points.

Richmond (5-1)

Player	FG	3FG	FT	RB	PF	PT	A	Min
Gonzalez	3-7	2-5	1-3	4	1	9	4	37
Anderson	5-12	0-3	2-2	4	1	12	3	39
Harper	3-3	2-2	1-2	2	3	9	2	19
Geriot	3-10	1-4	0-0	2	3	7	5	35
Butler	6-10	2-4	5-5	4	4	19	0	34
Garrett	0-0	0-0	0-0	1	5	0	0	7
Duinker	1-1	1-1	2-2	1	2	5	0	8
Smith	1-1	0-0	0-0	2	3	2	0	21
TOTALS	22-44	8-19	11-14	24	22	63	16	200

Mississippi State (3-2)

Player	FG	3FG	FT	RB	PF	PT	A	Min
Varnado	2-6	0-0	4-4	6	4	8	0	23
Johnson	6-11	3-6	0-0	6	1	15	1	31
Bost	1-7	1-5	2-4	3	3	5	4	35
Stewart	4-10	4-6	1-2	3	1	13	0	35
Turner	2-8	0-3	0-0	9	0	4	2	23
Augustus	2-7	1-2	8-8	6	4	13	0	25
Osby	1-1	0-0	2-4	1	1	4	0	8
Benock	0-3	0-3	0-1	1	0	0	0	10
Lewis	0-0	0-0	0-0	2	2	0	0	6
Bailey	0-1	0-0	0-0	0	1	0	0	4
TOTALS	18-54	9-25	17-23	41	15	62	10	200

Halftime: MSU 32, Richmond 35. FG%: MSU 33.3%, Richmond 50.0%. 3FG%: MSU 36.0%, Richmond 42.1%. FT%: MSU 73.9%, Richmond 78.6%. Turnovers: MSU 13 (Stewart 5), Richmond 13 (Geriot, Garrett 3). Blocked Shots: MSU 1 (Varnado 1), Richmond 1 (Smith 1). Steals: MSU 0, Richmond 5 (Anderson 3). Officials: Bill Gracey, Larry Spaulding, Brent Dugas. Attendance: 585.

GAME 6 — Nov. 28, 2009

Mississippi State	69
Old Dominion	55

South Padre Convention Center • 4:30 p.m.
South Padre Island, TX

SOUTH PADRE ISLAND, Texas — Sophomore point guard Dee Bost tied career highs with 25 points and six made treys to help the Mississippi State Bulldogs to a 69-55 victory against the Old Dominion Monarchs to claim the consolation game of the South Padre Island Invitational.

Bost drained 6 of his 9 three-point attempts, grabbed four rebounds and handed out four assists.

After dislocating his finger twice in the first half, all-SEC senior Jarvis Varnado saw just 19 minutes of action but shot 6-of-7 from the field to score 15 points and claim six rebounds. Fellow senior Barry Stewart and junior Kodi Augustus each contributed 10 points to wrap up four Bulldogs in double digits.

Senior forward Gerald Lee led ODU with 20 points on 9-of-14 shooting.

The Monarchs scored the game's first four points and the Bulldogs saw a back-and-forth first half. State built a 30-18 lead before ODU pulled the lead to 36-28 by halftime.

Despite seeing its lead drop to just 50-47 with 10:47 remaining, Mississippi State never trailed in the second half. MSU reeled off a 14-3 run and led 64-50 with under a minute to go.

Old Dominion (4-2)

Player	FG	3FG	FT	RB	PF	PT	A	Min
James	3-11	3-6	0-0	3	3	9	3	27
Lee	9-15	0-0	2-2	3	4	20	0	26
Hassell	2-6	0-0	0-0	2	4	4	1	24
Neely	1-5	1-4	0-0	3	2	3	3	25
Finney	3-7	1-4	3-4	6	2	10	3	32
Wright	0-0	0-0	0-0	0	0	0	0	2
Iliadis	1-2	0-1	0-0	0	1	2	0	4
Cooper	0-1	0-0	0-0	2	1	0	0	11
De Lancey	2-2	0-0	0-0	0	0	4	3	13
Bazemore	1-3	0-1	1-2	1	4	3	1	20
Carter	0-6	0-2	0-0	5	2	0	0	16
TOTALS	22-58	5-18	6-8	33	23	55	14	200

Mississippi State (4-2)

Player	FG	3FG	FT	RB	PF	PT	A	Min
Varnado	6-7	0-0	3-5	6	2	15	0	19
Johnson	2-6	2-5	0-0	3	0	6	3	26
Bost	8-13	6-9	3-4	4	0	25	4	37
Stewart	3-10	1-7	3-3	3	1	10	3	34
Turner	1-2	0-1	0-0	6	1	2	0	26
Augustus	1-4	0-1	8-8	7	3	10	2	24
Osby	0-1	0-0	1-2	1	2	1	0	14
Benock	0-0	0-0	0-0	0	0	0	0	10
Lewis	0-1	0-0	0-0	0	0	0	0	4
Bailey	0-1	0-0	0-1	0	1	0	0	6
TOTALS	21-45	9-23	18-23	33	10	69	12	200

Halftime: MSU 36, OD 28. FG%: MSU 46.7%, OD 37.9%. 3FG%: MSU 39.1%, OD 27.8%. FT%: MSU 78.3%, OD 75.0%. Turnovers: MSU 11 (Benock 3), OD 10 (James, Lee, 3). Blocked Shots: MSU 5 (Varnado 5), OD 0. Steals: MSU 3 (Augustus 2), OD 5 (5 players with 1). Officials: Brent Dugas, Brad Batt, Darren George. Attendance: 543.

GAME 7 — Dec. 5, 2009

Mississippi State	105
St. Bonaventure	53

Humphrey Coliseum • 1 p.m.
Starkville, MS

STARKVILLE, Miss. — All-SEC senior Jarvis Varnado scored 14 points to become the 31st member of Mississippi State's 1,000-point club en route to a 105-53 victory against St. Bonaventure.

Varnado also claimed eight rebounds, four blocks and three steals. The 52-point win tied the largest margin of victory for a Rick Stansbury-coached team.

The Bonnies entered the game atop the national rankings in field-goal percentage (55.1), but hit just 23-of-69 shots.

Conversely, SBU's opponents were averaging just 57.0 points per game, but State had racked up 56 by halftime and nearly doubled that mark.

Mississippi State also tied the all-time school record of 16 three-pointers made after shooting 16-of-28 from long-range. MSU outrebounded its opponent for the fifth time this season, 44-31.

For the fourth time this season, at least four Bulldog players recorded double-digit scoring, as five State players did Saturday. Raven Johnson had a season-high 18 points, while Dee Bost totaled 17 to go along with his eight rebounds and seven assists. Kodi Augustus had 17 points and Barry Stewart poured in 13.

St. Bonaventure (4-3)

Player	FG	3FG	FT	RB	PF	PT	A	Min
Cook	1-4	0-0	0-1	1	1	2	0	18
Nicholson	2-12	0-0	0-0	5	1	4	0	24
Matthews	2-7	1-3	0-0	0	1	5	1	25
Hall	1-3	0-0	0-0	2	2	2	1	20
Eleby	4-11	0-1	2-2	7	2	10	3	26
Adegboye	5-12	1-3	2-2	0	1	13	1	32
Conger	1-5	0-1	0-0	4	0	2	1	14
Leonard	0-3	0-1	0-2	1	0	0	0	4
Davenport	3-6	0-1	0-0	0	1	6	0	13
Simmons	2-4	0-1	1-2	6	5	5	0	11
Roseboro	2-2	0-0	0-0	2	4	4	0	13
TOTALS	23-69	2-11	5-9	31	18	53	7	200

Mississippi State (5-2)

Player	FG	3FG	FT	RB	PF	PT	A	Min
Augustus	4-5	3-4	6-8	5	1	17	1	24
Varnado	5-7	0-0	4-5	8	1	14	1	21
Johnson	7-11	4-6	0-0	5	0	18	3	24
Bost	6-9	5-7	0-0	8	4	17	7	24
Stewart	6-12	1-5	0-0	4	2	13	7	33
Osby	2-3	0-0	1-3	5	1	5	0	17
Parker	0-2	0-1	0-0	0	1	0	0	3
Benock	3-4	3-4	0-0	0	0	9	5	16
Luczak	0-0	0-0	0-0	0	1	0	0	3
Price	0-0	0-0	0-0	2	0	0	0	2
Turner	2-5	0-1	1-1	0	3	5	1	18
Lewis	2-4	0-0	3-4	5	0	7	0	15
TOTALS	37-62	16-28	15-21	44	14	105	25	200

Halftime: MSU 56, DBU 22. FG%: MSU 59.7%, SBU 33.3%. 3FG%: MSU 57.1%, SBU 18.2%. FT%: MSU 71.4%, SBU 55.6%. Turnovers: MSU 11 (Osby 3), SBU 12 (Eleby 4). Blocked Shots: MSU 10 (Varnado 4), SBU 4 (Simmons 3). Steals: MSU 7 (Varnado 3), SBU 5 (5 players with 1). Officials: Gary Maxwell, Tracy Woodson, Frank Scagliotta. Attendance: 3,344.

GAME 8 — DEC. 10, 2009

Mississippi State	76
DePaul	45

St. Pete Times, Forum • 5:30 p.m.
Tampa, FL

TAMPA, Fla. — Mississippi State's second participation in the SEC/Big East Challenge turned out much better as it cruised to a 76-45 victory against DePaul at the St. Pete Times Forum.

MSU also continued its magic in the Forum, the same venue where it captured the 2009 SEC Tournament.

For MSU, Kodi Augustus started things by hitting back-to-back 3-point baskets. Those shots were certainly a tone-setter for the evening. After tying a school-record with 16 3-point baskets against St. Bonaventure, the Bulldogs followed that up with nine of their 12 3s in the first half.

In the first 20 minutes, State also got four trays from Ravern Johnson, as well as single 3-point baskets from Romero Osby and Dee Bost. The Bulldogs did not get their first 2-point basket in the first half until a Romero Osby basket at 1:37.

Johnson paced MSU's offensive attack with 14 points. Also in double figures were Osby with 13, followed by Stewart and Varnado with 12 points and Augustus with 11. Varnado also had a team-high 14 rebounds to become the seventh Bulldog to pull down 800-career boards.

DePaul (5-3)

Player	FG	3FG	FT	RB	PF	PT	A	Min
Hill	3-9	1-1	0-2	4	4	7	0	29
Stulu	1-2	1-2	0-0	4	4	3	0	14
Wallace	7-16	0-0	1-5	2	3	15	0	27
Kelly	1-3	1-2	0-0	2	2	3	1	24
Walker	5-21	2-8	0-0	4	1	12	1	36
Bizoukas	1-4	0-1	3-3	1	2	5	0	23
Stovall	0-6	0-2	0-0	1	1	0	3	16
Rogers	0-0	0-0	0-0	1	0	0	1	6
Belcaster	0-0	0-0	0-0	0	0	0	0	1
Freeland	0-0	0-0	0-0	0	0	0	0	3
Faber	0-1	0-0	0-0	0	2	0	0	11
Siggins	0-2	0-2	0-0	2	0	0	0	10
TOTALS	18-64	5-18	4-10	36	19	45	6	200

Mississippi State (6-2)

Player	FG	3FG	FT	RB	PF	PT	A	Min
Augustus	3-4	2-3	3-3	3	2	11	0	17
Varnado	4-5	0-0	4-6	14	0	12	0	26
Johnson	5-8	4-6	0-0	3	2	14	0	22
Bost	1-6	1-4	1-2	3	2	4	4	30
Stewart	3-10	2-4	4-5	3	2	12	2	30
Osby	4-9	1-3	4-4	7	0	13	1	17
Parker	0-0	0-0	0-0	1	0	0	0	1
Benock	2-5	2-5	0-0	2	0	6	1	20
Luczak	0-0	0-0	0-0	1	1	0	0	2
Price	1-1	0-0	0-0	0	0	2	0	1
Turner	1-6	0-4	0-0	5	0	2	5	20
Lewis	0-1	0-0	0-2	4	3	0	0	14
TOTALS	24-55	12-29	16-22	49	12	76	13	200

Halftime: MSU 35, DU 15. FG%: MSU 43.6%, DU 28.1%. 3FG%: MSU 41.4%, DU 27.8%. FT%: MSU 72.7%, DU 40.0%. Turnovers: MSU 17 (Bost 5), DU 12 (Wallace, Kelly 3). Blocked Shots: MSU 7 (Varnado 3), DU 1 (Hill). Steals: MSU 6 (Turner 2), DU 10 (Wallace 3). Officials: Tony Greene, Mike Kitts, Doug Shows. Attendance: 9,353.

GAME 9 — DEC. 12, 2009

Mississippi State	72
UCLA	54

Honda Center • 3:30 p.m.
Anaheim, CA

ANAHEIM, Calif. — Mississippi State completed its coast-to-coast road swing with another impressive basketball victory Saturday, a 72-54 romp over UCLA at the 16th annual John R. Wooden Classic played in the Honda Center.

For a second straight game, the Bulldogs started strong and were never tied or behind in the contest. Ravern Johnson scored a 2-point basket and Barry Stewart drilled a 3-point basket, leading to a quick 5-0 lead.

Three-point baskets by Stewart and Ravern Johnson sparked an 8-0 run as MSU sprinted to a 17-7 advantage. The Bulldogs kept up the defensive pressure, forcing a pair of turnovers to again spark a 9-0 run. A putback by Johnson capped that run, giving the Bulldogs a 32-14 advantage with 5:23 left in the opening half.

MSU kept the early offensive momentum it had established and eased into a halftime with a 40-19 advantage.

In the second half, MSU kept the rhythm. Another 3-point basket by Johnson capped a half-opening 5-0 run as the Bulldogs built a 45-19 advantage. The Bulldogs held a 20-plus point lead for the opening 10 minutes of the final half.

Mississippi State (7-2)

Player	FG	3FG	FT	RB	PF	PT	A	Min
Augustus	3-5	1-2	0-1	2	2	7	0	22
Varnado	5-11	0-0	3-6	11	2	13	0	34
Johnson	12-15	5-8	0-0	7	0	29	0	31
Bost	0-6	0-4	2-2	6	1	2	7	34
Stewart	2-11	2-7	0-0	2	1	6	4	37
Osby	1-1	0-0	0-0	2	0	2	0	8
Parker	0-0	0-0	0-1	0	0	0	0	1
Benock	1-2	1-1	0-0	1	0	3	0	8
Luczak	0-0	0-0	0-0	0	0	0	0	1
Price	0-0	0-0	0-0	0	0	0	0	1
Turner	2-6	0-2	2-2	3	1	6	0	17
Lewis	2-2	0-0	0-2	1	1	4	0	6
TOTALS	28-59	9-24	7-12	39	8	72	11	200

UCLA (2-6)

Player	FG	3FG	FT	RB	PF	PT	A	Min
Nelson	1-5	0-0	3-6	8	0	5	1	25
Dragovic	0-9	0-5	0-0	1	2	0	1	29
Lee	6-13	1-4	3-6	6	1	16	2	36
Anderson	2-4	0-0	0-0	2	3	4	3	25
Roll	7-14	3-6	0-0	6	2	17	2	32
Moser	1-2	0-1	0-0	1	2	2	1	4
Trapani	0-1	0-1	0-0	0	0	0	0	1
Keefe	0-0	0-0	0-0	1	2	0	0	5
Lane	0-0	0-0	0-0	0	0	0	1	8
Morgan	2-5	0-0	0-0	3	0	4	0	14
Honeycutt	3-10	0-3	0-1	8	1	6	1	21
TOTALS	22-63	4-20	6-13	41	13	54	12	200

Halftime: MSU 40, UCLA 19. FG%: MSU 47.5%, UCLA 34.9%. 3FG%: MSU 37.5%, UCLA 20.0%. FT%: MSU 58.3%, UCLA 46.2%. Turnovers: MSU 12 (Bost 3), UCLA 10 (Honeycutt 3). Blocked Shots: MSU 8 (Varnado 7), UCLA 1 (Morgan). Steals: MSU 5 (Turner 3), UCLA 7 (Nelson 2). Officials: Mike Stuart, Mike Nance, Doug Simmons. Attendance: 13,043.

GAME 10 — DEC. 16, 2009

Mississippi State	80
Wright State	69

Humphrey Coliseum • 6 p.m.
Starkville, MS

STARKVILLE, Miss. — Barry Stewart found his stroke to the tune of a season-high 21 points to lift Mississippi State to its fifth-straight victory, an 80-69 win against Wright State.

Stewart brought down season-highs in both field goals (8) and treys (5) and added 3 rebounds.

Leading the SEC in field-goal shooting, all-SEC senior Jarvis Varnado added 17 points on 6-of-6 shooting to go along with his six blocks.

Junior Ravern Johnson's 13 points and sophomore forward Romero Osby's 10 rounded out State scorers in double digits. Sophomore point guard Dee Bost handed out a career-high 11 assists.

Wright State's Troy Tabler recorded a game-high 22 points on 6-of-12 shooting from behind the arc.

The first half was one of several runs as MSU took a 43-31 lead into halftime.

The two teams combined for five-straight made treys out of the break, but the Raiders could never shrink the lead to less than nine the remainder of the game.

MSU drained a season-high 63.0 percent of their shots, the fourth-best mark of any team under Stansbury's tenure.

Wright State (6-4)

Player	FG	3FG	FT	RB	PF	PT	A	Min
Cooperwood	2-6	0-3	0-0	4	4	4	0	26
Thomas	5-8	4-6	0-0	1	1	14	0	24
Tabler	7-13	6-12	2-2	3	1	22	4	37
Brown	4-17	2-6	2-2	4	1	12	4	39
Duggins	4-11	2-6	0-0	1	1	10	4	39
Land	1-4	0-1	2-2	4	4	4	1	15
Darkwa	0-0	0-0	0-0	1	0	0	0	1
Grote	0-6	0-1	2-2	4	2	2	1	14
Cartham	0-0	0-0	0-0	0	1	0	0	3
Kock	0-1	0-1	1-2	1	0	1	0	2
TOTALS	23-66	14-36	9-10	28	15	69	14	200

Mississippi State (8-2)

Player	FG	3FG	FT	RB	PF	PT	A	Min
Augustus	1-4	1-4	2-2	5	1	5	1	27
Varnado	6-6	0-0	5-8	8	1	17	0	30
Johnson	5-7	3-4	0-0	5	1	13	1	32
Bost	3-9	1-5	0-0	6	1	7	11	33
Stewart	8-11	5-7	0-0	3	2	21	1	33
Osby	4-4	2-2	0-0	2	0	10	0	9
Parker	0-0	0-0	0-0	0	0	0	0	1
Benock	0-0	0-0	0-0	0	4	0	1	11
Luczak	0-0	0-0	0-0	0	0	0	0	1
Price	0-0	0-0	0-0	0	0	0	0	1
Turner	0-3	0-3	3-4	1	2	3	1	16
Lewis	2-2	0-0	0-0	2	0	4	0	5
Riek	0-0	0-0	0-0	0	0	0	0	1
TOTALS	29-46	12-25	10-14	34	12	80	16	200

Halftime: MSU 43, WSU 31. FG%: MSU 63.0%, WSU 34.8%. 3FG%: MSU 48.0%, WSU 38.9%. FT%: MSU 71.4%, WSU 90.0%. Turnovers: MSU 18 (Bost, Osby 4), WSU 10 (Tabler 4). Blocked Shots: MSU 13 (Varnado 6), WSU 0. Steals: MSU 5 (Augustus, Stewart 2), WSU 7 (Cooperwood 2). Officials: Tom Eades, Jamie Luckie, Tracy Woodson. Attendance: 4,721.

GAME 11 — DEC. 19, 2009

Mississippi State	70
Houston	64

Hofheinz Pavilion • 1 p.m.
Houston, TX

HOUSTON, Texas — Mississippi State scored the final six points of the game en route to a come-from-behind 70-64 win at Houston.

Barry Stewart hit a 4-foot jump shot with 34 seconds left to break a 64-all tie. The Cougars then were denied on their next possession with Jarvis Varnado grabbing the rebound. On the other end, Varnado hit a pair of free throws before slamming the door shut on the Cougars with his fifth blocked shot. Ravern Johnson came away with possession and hit two free throws to secure the win.

Houston entered the contest averaging better than 86 points per game - good for fifth in the nation. However, the Cougars found the going tough against the MSU defense. Houston only shot 31 percent.

In the opening half, Houston started strong, taking a 21-13 advantage midway through. But MSU turned up the defensive pressure to make it 34-all at the half. MSU sprinted to its largest lead by scoring the first nine points of the second half. UH did not score for the first 4:44 of the final half. After a 3-point basket by Kodi Augustus gave MSU a 43-34 lead, Houston responded with an 8-0 run of its own.

State still maintained the lead until a putback by Kelvin Lewis put Houston on top 53-52 with 6:49 left in the contest.

Mississippi State (9-2)

Player	FG	3FG	FT	RB	PF	PT	A	Min
Augustus	3-8	1-2	0-0	16	2	7	0	20
Varnado	3-11	0-0	7-17	17	3	13	0	34
Johnson	5-14	3-10	2-2	4	1	15	1	38
Bost	4-9	2-4	5-5	6	0	15	6	38
Stewart	6-12	1-4	1-2	5	3	14	0	37
Osby	0-0	0-0	0-0	1	1	0	0	2
Benock	0-0	0-0	0-0	2	3	0	1	6
Turner	1-3	1-2	2-2	4	1	5	0	21
Lewis	0-0	0-0	1-2	1	0	1	0	4
TOTALS	22-57	8-22	18-30	59	14	70	8	200

Houston (5-3)

Player	FG	3FG	FT	RB	PF	PT	A	Min
Van Slyke	1-5	1-2	0-0	3	4	3	1	9
Lewis	7-17	4-10	0-0	4	3	18	0	39
Wade	0-4	0-1	0-0	3	1	0	6	33
A. Coleman	10-31	3-8	5-11	12	1	28	2	40
Brown	1-11	1-7	0-0	1	0	3	1	31
S. Coleman	0-1	0-1	0-0	0	4	0	0	3
Nixon	2-4	1-2	0-1	0	3	5	0	15
McNeil	2-3	0-0	0-0	4	1	4	0	8
Haywood	0-0	0-0	0-0	0	1	0	0	1
Broughton	1-1	0-0	1-2	6	5	3	1	18
Washington	0-0	0-0	0-0	0	0	0	0	3
TOTALS	24-77	10-31	6-14	39	23	64	11	200

Halftime: MSU 34, UH 34. FG%: MSU 38.6%, UH 31.2%. 3FG%: MSU 36.4%, UH 32.3%. FT%: MSU 60.0%, UH 42.9%. Turnovers: MSU 19 (Bost 7), UH 6 (Lewis 2). Blocked Shots: MSU 6 (Varnado 5), UH 0. Steals: MSU 5 (Bost 2), UH 7 (three with 3). Officials: Gary Maxwell, Patrick Adams, Lee Cassell. Attendance: 3,422.

GAME 12 — DEC. 22, 2009

Mississippi State	88
Centenary	51

Mississippi Coliseum • 7 p.m.
Jackson, MS

JACKSON, Miss. — Mississippi State dominated once again in the state capital behind Ravern Johnson's 20 points en route to 88-51 victory against the Centenary Gents at Mississippi Coliseum.

The Bulldogs also got excellent play from its bench, which contributed a season-high 31 points.

Junior Riley Benock led the bench with 9 points on 3-of-3 shooting from beyond the arc, while Johnson matched his season high with 5 three-pointers. Senior Barry Stewart and sophomore Dee Bost accumulated 14 points, 5 assists and 10 points, 6 assists respectively.

Mississippi State struggled in the game's first five minutes, as the Gents managed to lead 7-6 on a Tubner jumper at the 15:36 mark. A Benock trey sparked the Bulldogs to an 11-2 run midway through the half, and Johnson completed a four-point play to close out a 46-27 MSU advantage entering halftime.

The Bulldogs never looked back and continued to stretch the lead throughout the second frame. Freshman John Riek recorded the first points of his career at the 11:09 mark and finished with 6 points.

Centenary (4-7)

Player	FG	3FG	FT	RB	PF	PT	A	Min
Marseille	1-5	0-1	1-4	4	0	3	2	24
Bonham	2-2	1-1	1-2	0	2	6	1	18
Tubner	4-10	1-2	0-0	1	0	9	1	28
Perez	4-10	1-3	0-0	3	0	9	2	28
Starring	1-8	1-2	0-0	5	2	3	1	27
Davis	1-1	1-1	2-2	2	0	5	0	4
Marciel	0-2	0-1	2-2	3	3	2	0	18
Sims	2-10	0-3	0-0	3	4	4	0	16
Swartz	3-6	1-2	1-2	4	0	8	1	18
Trotman	1-1	0-0	0-0	1	1	2	0	5
Nakwaasah	0-4	0-3	0-0	3	2	0	2	14
TOTALS	19-59	6-19	7-12	29	14	51	10	200

Mississippi State (10-2)

Player	FG	3FG	FT	RB	PF	PT	A	Min
Augustus	2-6	0-1	1-2	5	3	5	3	23
Varnado	2-5	0-0	4-4	9	1	8	1	24
Johnson	6-11	5-8	3-3	3	0	20	0	23
Bost	4-7	2-4	0-0	6	1	10	6	27
Stewart	5-10	2-6	2-5	4	3	14	5	33
Osby	3-5	2-3	0-0	2	2	8	0	17
Parker	0-1	0-1	0-0	0	0	0	0	3
Benock	3-3	3-3	0-0	1	0	9	2	15
Luczak	0-0	0-0	0-0	0	0	0	0	3
Price	0-2	0-0	0-0	0	0	0	0	2
Turner	2-6	0-1	2-2	4	1	6	3	14
Lewis	1-1	0-0	0-0	1	0	2	0	8
Riek	2-3	0-0	2-2	7	1	6	0	8
TOTALS	30-60	14-27	14-18	44	12	88	20	200

Halftime: MSU 47, Cent 27. FG%: MSU 50.0%, Cent 32.2%. 3FG%: MSU 51.9%, Cent 31.6%. FT%: MSU 77.8%, Cent 58.3%. Turnovers: MSU 10 (Riek 3), Cent 11 (Starring, Sims 2). Blocked Shots: MSU 9 (Varnado 4), Cent 4 (Four with four). Steals: MSU 5 (Bost and Turner 2), Cent 7 (Marseille, Nakwaasah). Officials: Tony Greene, Pat Adams, John Hampton. Attendance: 5,502.

GAME 13 — DEC. 28, 2009

Mississippi State	73
Mississippi Valley State	45

Humphrey Coliseum • 7 p.m.
Starkville, MS

STARKVILLE, Miss. — Mississippi State showed no post-Christmas Day rust, rolling past Mississippi Valley State 73-45.

The Bulldogs closed out the home portion of their non-conference slate by winning an eighth straight game.

After a sluggish start, the Bulldogs broke away from an 8-8 tie with a 15-4 run. Back-to-back 3-point baskets from Barry Stewart and Phil Turner punctuated that run. Ravern Johnson also hit a trey during the spree, while defensively MSU received a steal from Riley Benock and a pair of blocks from Jarvis Varnado.

The outside shooting of MVSU's Shannon Behling kept the Delta Devils in the contest early. The Bulldogs ended the half with a 9-0 run to take a 41-22 advantage at the intermission.

The hosts stretched that run to 19-0 by scoring the first 10 points of the game's final half. After going the 3:48 of the half without a point, the Delta Devils could get no closer than a 25 point deficit the remainder of the way.

Johnson paced the MSU offensive attack with 22 points, including a 5-of-10 night from 3-point range.

MVSU was led by Behling's 16 points.

Mississippi Valley State (11-12)

Player	FG	3FG	FT	RB	PF	PT	A	Min
Donald	1-2	0-0	0-0	4	1	2	0	11
Studivant	2-7	0-0	0-2	2	1	4	0	12
Cheeks	0-6	0-3	0-0	9	2	0	3	30
Behling	7-20	2-6	0-0	14	3	16	1	37
Burwell	2-5	2-3	0-0	1	4	6	1	38
Mack	0-1	0-1	0-0	0	0	0	0	2
Lamb	1-3	0-2	0-0	1	0	2	1	15
Cox	1-1	0-0	1-1	2	0	3	0	13
M. Holmes	0-3	0-1	0-0	4	2	0	0	13
J. Holmes	5-14	0-3	2-5	3	3	12	0	29
TOTALS	19-62	4-19	3-8	45	16	45	6	200

Mississippi State (11-2)

Player	FG	3FG	FT	RB	PF	PT	A	Min
Augustus	2-10	2-6	1-3	4	1	7	3	29
Varnado	3-4	0-0	4-4	7	4	10	2	20
Johnson	8-15	5-10	1-3	4	0	22	0	29
Bost	2-12	1-7	0-0	5	0	5	7	36
Stewart	4-9	2-5	1-2	5	1	11	2	25
Parker	0-0	0-0	0-0	0	0	0	0	1
Benock	0-1	0-1	0-0	0	0	0	0	18
Luczak	0-0	0-0	0-0	0	0	0	0	1
Price	0-2	0-0	0-0	0	0	0	0	1
Turner	3-5	2-4	4-4	8	1	12	2	19
Lewis	1-2	0-0	0-0	1	1	2	0	10
Riek	1-3	0-0	2-4	5	2	4	0	11
TOTALS	24-61	12-33	13-20	44	10	73	16	200

Halftime: MSU 41, MVSU 22. FG%: MSU 39.3%, MVSU 30.6%. 3FG%: MSU 36.4%, MVSU 21.1%. FT%: MSU 65.0%, MVSU 37.5%. Turnovers: MSU 4 (Four with 4), MVSU 13 (Behling, Burwell 3). Blocked Shots: MSU 12 (Varnado 7), MVSU 1 (Studivant). Steals: MSU 10 (Bost 3), MVSU 1 (Behling). Officials: Joe Lindsey, Bert Smith, Brent Baranky. Attendance: 5,421.

GAME 14 — DEC. 19, 2009

Mississippi State	70
Houston	64

Jenny Craig Pavilion • 1 p.m.
San Diego, CA

SAN DIEGO, Calif. — Jarvis Varnado scored 23 points and pulled down a career-high 17 rebounds Mississippi State defeated San Diego 77-68.

Varnado gathered 17 rebounds for the third time in his career - matching his output earlier this year in a road win at Houston and last year in a home win over LSU. For the Bulldog senior, it was his seventh double double of the season and 22nd of his standout career. The 23 point night - highlighted by a 7-of-7 night at the free throw line - marked a new season-high.

M-State closes out 2009 with its ninth straight victory.

MSU fell behind early as the Bulldogs missed six of their first seven shots from the field. Despite the early struggles the deficit was never more than five points. Trailing 20-16, the Bulldogs finally found a rhythm, ripping off a 10-0 run.

A Wendell Lewis dunk capped that run, placing the Bulldogs ahead 26-20. MSU would not trail for the remainder of the contest. Thanks to the final of three first-half 3-point baskets from Kodi Augustus and eight first-half rebounds from Jarvis Varnado, the Bulldogs were able to stretch the lead.

Brandon Johnson led USD with 31 points.

Mississippi State (12-2)

Player	FG	3FG	FT	RB	PF	PT	A	Min
Augustus	6-8	3-3	2-5	2	2	17	1	24
Varnado	8-9	0-0	7-7	17	3	23	1	27
Johnson	3-5	2-3	2-4	3	1	10	0	37
Bost	3-10	0-2	4-6	3	0	10	3	36
Stewart	1-6	0-2	0-0	0	3	2	4	31
Osby	0-0	0-0	2-2	2	1	2	0	3
Benock	0-1	0-1	0-0	1	3	0	1	15
Turner	3-7	1-3	2-2	2	1	9	0	17
Lewis	2-2	0-0	0-0	2	0	4	0	10
TOTALS	26-48	6-14	19-26	35	20	77	10	200

San Diego (6-9)

Player	FG	3FG	FT	RB	PF	PT	A	Min
Lewis	3-3	2-2	0-0	9	3	8	2	24
Mafra	6-13	0-0	2-4	5	5	14	1	22
Johnson	8-16	3-7	12-15	3	1	31	2	36
Dorr	1-2	0-1	2-2	1	4	4	2	33
Jackson	2-12	1-7	0-0	0	1	5	1	30
Ginty	0-1	0-0	1-2	2	1	1	1	20
McCollum	0-3	0-0	0-0	0	0	0	0	4
Crescencio	0-1	0-0	1-2	2	1	1	0	9
Rancifer	1-1	0-0	0-0	0	1	2	0	9
Houston	1-5	0-0	0-0	4	4	2	0	13
TOTALS	22-57	6-17	18-25	29	21	68	9	200

Halftime: MSU 38, USD 30. FG%: MSU 54.2%, USD 38.6%. 3FG%: MSU 42.9%, USD 35.3%. FT%: MSU 73.1%, USD 72.0%. Turnovers: MSU 17 (Augustus, Bost, Stewart 4), USD 12 (Johnson 3). Blocked Shots: MSU 4 (Varnado 2), USD 2 (Jackson, Rancifer 1). Steals: MSU 5 (Bost 2), USD 6 (Johnson 4). Officials: Tom Wood, Michael Greenstein, Steven Espinoza. Attendance: 3,422.

GAME 15 — JAN. 4, 2010

Western Kentucky	55
Mississippi State	52

E.A. Diddle Arena • 8 p.m.
Bowling Green, KY

BOWLING GREEN, Ky. — A furious rally came up short as the Mississippi State Bulldogs dropped a 55-52 decision to Western Kentucky at Diddle Arena.

Down by 12, MSU reeled off a 13-2 run and actually had a chance to lead when Jarvis Varnado missed a 10-foot jump shot in the lane with 3 seconds left. Anthony Sally then closed matters with a pair of free throws.

After a sluggish first half by both teams, the Bulldogs actually carried a 26-23 lead into the locker room at halftime. Varnado stretched that lead to MSU's largest by scoring a basket early in the second half.

From there, WKU energized a season-best crowd of 5,925 by putting together a 21-6 run. That stretch covered more than 10 minutes of playing time and saw the Bulldogs connect from the field only on a dunk by Varnado and a jumper by Barry Stewart.

The Hilltoppers ran their lead to 12 points at 51-39 with 5:32 remaining before MSU made its final push. A steal by Stewart and old fashioned 3-point play by Dee Bost brought the Bulldogs within seven, at 51-44.

Varnado recorded his 23rd career double double with 17 points and 12 rebounds. Bost was also in double figures with 13 points.

Mississippi State (12-3)

Player	FG	3FG	FT	RB	PF	PT	A	Min
Johnson	3-10	2-6	0-2	6	3	8	0	34
Augustus	1-5	1-4	0-0	3	2	3	0	21
Varnado	7-10	0-0	3-6	12	4	17	1	37
Bost	2-7	0-3	9-11	6	3	13	5	35
Stewart	4-13	1-6	0-2	3	2	9	1	38
Osby	0-0	0-0	0-0	1	2	0	0	6
Benock	0-0	0-0	0-0	1	1	0	0	7
Turner	0-2	0-0	2-6	6	1	2	0	19
Lewis	0-0	0-0	0-0	1	0	0	0	3
TOTALS	17-47	4-19	14-27	41	18	52	7	200

Western Kentucky (8-4)

Player	FG	3FG	FT	RB	PF	PT	A	Min
Dickerson	0-1	0-0	0-0	1	0	0	2	14
Pettigrew	6-11	2-4	3-7	8	2	17	1	38
Evans	1-4	0-2	0-0	5	5	2	1	18
Slaughter	2-16	2-8	0-0	5	5	2	1	18
Crook	4-9	0-0	0-0	2	1	8	2	22
Dixon	4-8	0-1	0-0	3	3	8	1	10
Swing	0-1	0-1	0-0	0	0	0	0	8
Tippling	1-1	1-1	0-0	2	1	3	0	9
Milosevic	0-0	0-0	0-0	4	4	0	0	13
Sally	1-4	0-2	9-9	2	3	11	2	29
TOTALS	19-55	5-19	12-16	34	21	55	10	200

Halftime: MSU 26, WKU 23. FG%: MSU 36.2%, WKU 34.5%. 3FG%: MSU 21.1%, WKU 26.3%. FT%: MSU 51.9%, WKU 75.0%. Turnovers: MSU 18 (Stewart 5), WKU 13 (Milosevic 5). Blocked Shots: MSU 5 (Varnado 3), WKU 2 (Evans, Slaughter 1). Steals: MSU 4 (Varnado 2), WKU 9 (Crook 3). Officials: Doug Simmons, Patrick Evans, Terry Moore. Attendance: 5,925.

GAME 16 — JAN. 9, 2010

Mississippi State	80
Ole Miss	75

Tad Smith Coliseum • 12:30 p.m.
Oxford, MS

Oxford, Miss. — Mississippi State rallied from a nine-point second-half deficit to upset 14th-ranked Ole Miss 80-75 at Tad Smith Coliseum in the SEC opener for both teams.

For MSU, Coach Rick Stansbury improved to 10-2 in conference openers and also evened his personal mark at 6-6 inside this arena.

Dee Bost led the Bulldogs with 25 points, including 17 in the game's final half. Defensively, Jarvis Varnado continued his tear with 12 rebounds and six blocked shots. Kodi Augustus also added a double double with 13 points and 12 rebounds.

MSU on fire, hitting five of their first six shots from 3-point range. The Bulldogs sprinted to a 20-8 advantage, but Ole Miss scrapped back rather quickly, reeling off a 13-3 run. The Rebs went into the break up 35-28 and eventually swelled their lead to nine in the second frame.

However, MSU clawed back thanks to increased defensive intensity, strong free throw shooting and foul trouble for the Rebels. MSU had a stretch of eight straight made free throws before a Jarvis Varnado tip-in tied the teams at 59-59 with 9:12 remaining.

The lead changed hands five times before the Bulldogs seized control for good thanks to a 9-0 run.

Mississippi State (13-3, 1-0)

Player	FG	3FG	FT	RB	PF	PT	A	Min
Johnson	5-9	3-5	2-4	1	1	15	1	30
Augustus	4-10	1-4	4-4	12	2	13	0	29
Varnado	2-7	0-0	5-8	12	3	9	1	36
Bost	7-13	2-5	9-12	2	2	25	6	37
Stewart	4-14	3-6	0-3	5	1	11	2	34
Osby	2-4	1-2	0-0	3	1	5	0	10
Benock	0-0	0-0	0-0	0	0	0	2	9
Turner	0-0	0-0	2-2	3	0	2	0	11
Riek	0-0	0-0	0-0	1	3	0	0	4
TOTALS	24-57	10-22	22-33	46	13	80	12	200

Ole Miss (12-3)

Player	FG	3FG	FT	RB	PF	PT	A	Min
Holloway	0-2	0-0	0-0	1	2	0	0	15
Cranston	3-3	0-0	0-0	2	5	6	0	8
Warren	5-17	3-8	2-2	1	0	15	4	35
Polynice	3-15	0-1	1-2	4	2	7	7	29
White	4-10	1-5	0-0	5	2	9	2	30
Henry	4-6	2-3	2-4	6	2	12	0	19
Buckner	4-5	0-0	0-0	5	1	8	0	19
Gaskins	1-4	0-2	2-2	2	4	4	1	13
Graham	5-10	3-4	1-3	7	3	14	1	32
TOTALS	29-72	9-23	8-13	39	21	75	15	200

Halftime: MSU 37, UM 42. FG%: MSU 42.1%, UM 40.3%. 3FG%: MSU 45.5%, UM 39.1%. FT%: MSU 66.7%, UM 61.5%. Turnovers: MSU 15 (Bost 5), UM 9 (Warren, Polynice 2). Blocked Shots: MSU 8 (Varnado 6), UM 5 (Polynice, Henry 2). Steals: MSU 6 (Johnson 2), UM 7 (Graham 4). Officials: Mike Stuart, Rick Crawford, Antinio Petty. Attendance: 9,360.

GAME 17 — JAN. 14, 2010

Mississippi State	82
Arkansas	80

Humphrey Coliseum • 6 p.m.
Starkville, MS

STARKVILLE, Miss. — Mississippi State's Jarvis Varnado became the first State player ever to record two career triple-doubles as he pushed the Bulldogs to an 82-80 victory against the Arkansas Razorbacks (7-9, 0-1) in front of an announced crowd of 8,339.

Varnado scored 17 points, grabbed 12 rebounds and tied his own MSU all-time high of 10 blocks.

Dee Bost led the Bulldogs with 18 points to go along with his 7 rebounds and 6 assists. Senior Barry Stewart scored 12 while junior Ravern Johnson and sophomore Romero Osby each put up 11.

Leading all scorers was Arkansas' Mar-shawn Powell with 25 points.

The opening 20 minutes saw Mississippi State dominate. After the score started at 6-5, the Bulldogs hit 11 of their first 12 shots and orchestrated a 16-4 run midway through the half. MSU led by as many as 19 en route to a 51-39 halftime advantage. State drained 61.3 percent of its shots in the first stanza.

The Razorbacks responded with a half-time adjustment on the defensive end and closed the gap to just 80-76 with 25.6 seconds remaining while UA held possession. But Turner intercepted an in-bounds pass to record his only steal of the game and effectively ice the victory for MSU.

Arkansas (7-9, 0-1)

Player	FG	3FG	FT	RB	PF	PT	A	Min
Powell	10-16	0-0	5-7	8	3	25	3	33
Washington	6-16	1-3	3-4	7	3	16	2	33
Farmer	0-0	0-0	0-0	1	2	0	1	10
Fortson	9-26	2-3	0-0	6	3	20	5	36
Clarke	2-9	2-7	0-0	3	1	9	0	32
Bryant	1-1	0-0	0-1	0	1	2	1	4
Britt	2-2	2-2	0-0	2	5	6	1	22
Welsh	1-5	1-3	2-2	4	2	5	3	21
Johnson	0-0	0-0	0-0	2	2	0	0	7
Nobles	0-1	0-0	0-0	0	0	0	0	2
TOTALS	31-76	8-18	10-14	37	22	80	16	200

Mississippi State (14-3, 2-0)

Player	FG	3FG	FT	RB	PF	PT	A	Min
Augustus	2-6	1-3	2-2	9	4	7	1	22
Varnado	7-13	0-0	3-4	12	1	17	1	35
Johnson	4-6	3-5	0-0	2	2	11	0	23
Bost	6-15	2-5	6-11	7	0	20	6	35
Stewart	4-10	1-3	3-4	3	2	12	2	34
Osby	3-4	0-0	3-5	2	3	9	2	17
Benock	0-0	0-0	0-0	0	0	0	1	11
Turner	1-1	1-1	3-4	4	0	6	1	19
Lewis	0-2	0-0	0-0	2	0	0	0	3
Riek	0-0	0-0	0-0	0	0	0	0	1
TOTALS	27-57	8-17	20-30	42	12	82	14	200

Halftime: MSU 51, ARK 39. FG%: MSU 47.4%, ARK 40.8%. 3FG%: MSU 47.1%, ARK 44.4%. FT%: MSU 66.7%, ARK 71.4%. Turnovers: MSU 14 (Bost 6), ARK 11 (Farmer, Fortson 3). Blocked Shots: MSU 13 (Varnado 10), ARK 5 (Johnson 2). Steals: MSU 6 (Benock 2), ARK 8 (Clarke 3). Officials: Tony Greene, Ted Valentine, Mike Nance. Attendance: 8,339.

GAME 18 — JAN. 16, 2010

Mississippi State	72
Georgia	69

Humphrey Coliseum • 2 p.m.
Starkville, MS

STARKVILLE, Miss. — A season-high 15 points from senior Phil Turner sparked an impressive late-game rally to lift Mississippi State to a 72-69 victory against Georgia.

Turner provided the energy MSU required off the bench and added five rebounds and three vital steals in the game's final minutes to secure the win for State.

Sophomore Dee Bost tied Turner for the team lead with 15 points and 7 assists, while all-SEC senior Jarvis Varnado contributed 14 points, 14 rebounds and 6 blocks to record his 10th double-double of the season and 25th of his career. Senior Barry Stewart added 10 points to round out State's double-digit scorers.

Leading all scorers was Georgia's Trey Thompkins with 18 points.

Georgia dominated the game's first 35 minutes, holding a 41-30 halftime advantage and leading 64-51 with just 5:33 left.

State inserted Turner, who immediately drained a trey and the resulting foul shot to help MSU orchestrate a 14-0 run in just 92 seconds to take a 68-67 lead with 2:39 remaining. After a dunk from Georgia's junior Jeremy Price at the 2:31 mark, Stewart made two free throws, and Bost hit a fading mid-range jumper to push MSU's advantage to 72-69 with 39 seconds left.

Georgia (8-8, 0-3)

Player	FG	3FG	FT	RB	PF	PT	A	Min
Thompkins	8-19	0-2	2-2	5	4	18	0	30
Jackson	5-6	0-0	1-1	6	2	11	1	22
Leslie	7-21	0-0	0-1	15	3	14	5	36
Ware	2-11	1-7	0-0	2	2	5	2	35
McPhee	3-6	1-4	0-0	3	1	7	0	36
Barnes	1-1	0-0	1-2	4	1	3	0	12
Anyaoarah	0-0	0-0	0-0	0	0	0	0	1
Williams	0-1	0-1	0-0	0	1	0	0	5
Zlovacic	2-2	0-0	1-1	0	0	5	0	7
Price	2-3	0-0	2-2	5	3	6	3	16
TOTALS	30-70	2-14	7-9	47	17	69	11	200

Mississippi State (15-3, 3-0)

Player	FG	3FG	FT	RB	PF	PT	A	Min
Augustus	3-7	1-4	1-1	2	0	8	2	24
Varnado	5-7	0-0	4-9	14	3	14	0	38
Johnson	2-11	1-8	2-4	2	2	7	0	30
Bost	6-14	0-4	3-5	4	1	15	7	38
Stewart	3-5	2-4	2-2	2	2	10	2	39
Osby	1-3	1-3	0-0	2	0	3	0	10
Benock	0-1	0-1	0-0	1	0	0	0	3
Turner	4-10	3-7	4-4	5	1	15	1	16
Lewis	0-0	0-0	0-0	0	0	0	0	1
Riek	0-0	0-0	0-0	0	0	0	0	1
TOTALS	24-58	8-31	16-25	33	9	72	12	200

Halftime: MSU 30, UGA 41. FG%: MSU 41.4%, UGA 42.9%. 3FG%: MSU 25.8%, UGA 14.3%. FT%: MSU 64.0%, UGA 77.8%. Turnovers: MSU 11 (Bost, Johnson, Varnado 2), UGA 15 (Thompkins 5). Blocked Shots: MSU 10 (Varnado 6), UGA 3 (Thompkins 2). Steals: MSU 9 (Turner 3), UGA 7 (Leslie 4). Officials: Doug Shows, Ron Groover, Bert Smith. Attendance: 7,682.

GAME 19 — JAN. 23, 2010

Alabama	62
Mississippi State	57

Coleman Coliseum • 11 a.m.
Tuscaloosa, AL

Tuscaloosa, Ala. — Mississippi State rallied from double digits twice before falling to Alabama 62-57.

The Bulldogs suffered their first league defeat while falling for the first time since entering the AP poll at 23rd on Monday.

MSU rallied from an 11-point first-half deficit to take its first lead less than two minutes into the game's final half. Alabama rebounded quickly, sprinting out to a 12-point advantage before the Bulldogs charged back ahead with a 14-0 run. However, MSU only enjoyed the lead twice in game in which it shot 31.7 percent from the field and hit a season-low two 3-point baskets in 18 attempts.

A pair of Barry Stewart free throws gave MSU its first lead of the game at 30-29 with 17:53 left to play.

Later, MSU responded with a 14-0 run capped by a Stewart 3-pointer with 7:32 remaining for a 48-46 lead.

Two free throws by UA's JaMychal Green tied the game and a 3-point basket by Anthony Brock put the Crimson Tide ahead for good. MSU went five straight possessions with either a missed shot or no shot on the offensive end.

UA ran the lead to 56-49 before the Bulldogs clipped off six straight points.

Alabama held a 49-45 rebounding advantage, while Stewart lead MSU with 13 points.

Mississippi State (15-4, 3-1)

Player	FG	3FG	FT	RB	PF	PT	A	Min
Augustus	2-3	0-1	2-2	5	2	6	1	17
Varnado	4-14	0-0	1-3	8	5	9	1	37
Johnson	4-9	1-2	2-3	5	1	5	0	26
Bost	3-13	0-4	4-8	8	2	10	2	36
Stewart	3-10	1-7	6-7	2	2	13	1	38
Osby	2-8	0-1	0-0	7	1	7	0	14
Benock	0-0	0-0	0-0	0	0	0	0	6
Turner	2-5	1-3	0-0	7	0	7	2	23
Lewis	0-1	0-0	0-0	0	2	0	0	3
TOTALS	20-63	2-18	15-23	45	15	57	7	200

Alabama (12-7, 2-3)

Player	FG	3FG	FT	RB	PF	PT	A	Min
Mitchell	3-10	0-2	0-0	12	3	6	1	29
Green	6-13	0-1	6-9	9	3	18	2	29
Hines	2-3	0-0	0-1	4	4	4	0	26
Brock	2-6	2-4	2-2	4	2	8	5	28
Torrance	6-13	4-8	4-4	4	3	20	5	31
Eblen	0-0	0-0	0-0	0	0	0	0	3
Hillman	1-12	0-2	0-1	9	2	2	2	27
Davis	2-4	0-2	0-1	1	1	4	0	16
Knox	0-2	0-0	0-0	1	0	0	1	11
TOTALS	22-63	6-19	12-18	49	18	62	16	200

Halftime: UA 27, MSU 26. FG%: MSU 31.7%, UA 34.9%. 3FG%: MSU 11.1%, UA 31.6%. FT%: MSU 65.2%, UA 66.7%. Turnovers: MSU 11 (Bost 5), UA 13 (Green, Brock 5). Blocked Shots: MSU 7 (Varnado 4), UA 6 (Green 3). Steals: MSU 7 (Stewart, Turner 2), UA 7 (Hines 3). Officials: Anthony Jordan, Antinio Petty, Brent Barnaky. Attendance: 12,336.

GAME 20 — JAN. 28, 2010

Arkansas	67
Mississippi State	62

Bud Walton Arena • 8 p.m.
Fayetteville, AR

FAYETTEVILLE, Ark. — Mississippi State surrendered an 11-point lead in the second half, falling to Arkansas 67-62 at Bud Walton Arena.

For a third-straight contest, the Bulldogs were miserable from 3-point range, going 5 of 26 from long distance after going 2 of 18 at Alabama.

Despite the struggles, the rebounding advantage allowed MSU to take more shots and build as much as a 12-point lead en route to a 29-21 lead at the half.

In the second frame, Barry Stewart rammed home a 3-point basket with 15:30 remaining for a 37-27 advantage and extended it to 49-38 with 9:55 left.

Courtney Fortson, who scored 33 of his 35 points in the second half, then took matters into his own hands for the Razorbacks, scoring nine of his team's points during a 14-4 run. The Bulldogs aided the cause with a trio of turnovers. A Stef Walsh layup with 5:02 remaining capped the run and tied the score at 55-all.

A dunk by Ravern Johnson, who led the Bulldogs with 19 points, placed the Bulldogs back on top at 57-55 with 3:28 left. The Hogs took their first lead of the contest on a steal by Marshawn Powell and successful free throw by Fortson on the offensive end. That conversion gave UA a 58-57 lead with 2:57 remaining.

Mississippi State (15-5, 3-2)

Player	FG	3FG	FT	RB	PF	PT	A	Min
Augustus	2-13	0-4	6-7	10	1	10	1	25
Varnado	4-8	0-0	1-2	14	3	9	1	32
Johnson	9-19	1-8	0-0	8	3	19	0	34
Bost	2-10	0-2	4-5	1	4	8	6	37
Stewart	3-8	3-7	2-2	0	5	11	0	25
Osby	0-1	0-1	0-0	1	0	0	0	7
Benock	1-3	1-3	0-0	2	2	3	0	18
Turner	0-5	0-1	2-2	4	4	2	0	22
TOTALS	21-67	5-26	15-18	44	22	62	8	200

Arkansas (9-11, 2-3)

Player	FG	3FG	FT	RB	PF	PT	A	Min
Powell	3-6	0-2	3-4	9	4	9	2	29
Washington	1-5	0-1	1-2	3	4	3	0	28
Fortson	9-17	3-6	14-18	7	1	35	4	36
Britt	0-3	0-1	0-0	2	2	0	1	14
Clarke	1-7	1-4	3-4	3	0	6	1	38
Farmer	0-1	0-0	0-2	1	0	0	0	5
Bryant	1-2	0-0	0-0	3	3	2	0	11
Welsh	4-10	3-7	1-2	4	0	12	2	24
Johnson	0-1	0-0	0-0	2	2	0	0	12
Nobles	0-0	0-0	0-1	0	0	0	0	3
TOTALS	19-52	7-21	22-33	37	16	67	10	200

Halftime: MSU 29, ARK 21. FG%: MSU 31.3%, ARK 36.5%. 3FG%: MSU 19.2%, ARK 33.3%. FT%: MSU 83.3%, ARK 66.7%. Turnovers: MSU 15 (Bost 6), ARK 11 (Fortson 5). Blocked Shots: MSU 8 (Varnado, Augustus 2), ARK 3 (Powell 2). Steals: MSU 3 (Benock, Varnado, Stewart 1), ARK 7 (Welsh, Fortson 2). Officials: J.B. Caldwell, Mark Whitehead, Mike Nance. Attendance: 4,113.

GAME 21 — JAN. 30, 2010

Mississippi State	67
LSU	51

Humphrey Coliseum • 12:30 p.m.
Starkville, MS

STARKVILLE, Miss — All-SEC senior Jarvis Varnado recorded 11 points and 10 rebounds to help Mississippi State break its two-game skid with a 67-51 victory against LSU.

Stansbury stands at 100-82 in SEC competition and became the 20th coach to win 100 league games.

Varnado also swatted away four shots and now stands 35 blocks shy of the NCAA career record. In addition, he registered his 11th double-double of the season and 26th of his career.

Leading the team was Ravern Johnson, who scored 15 on 6-of-11 shooting. Senior Barry Stewart and junior Phil Turner each brought down 12 to round out State scorers in double-digits.

Senior Tasmin Mitchell paced the Tigers, notching 26 of the team's 51 points. While Mitchell hit 10 of his 24 shots, the rest of the team managed just an 8-of-29 performance.

The Bulldogs never trailed in the contest, and held the Tigers without a field goal until the first half's 10:10 mark. MSU led 23-15 at halftime, the lowest first-half point total for LSU this season.

LSU (9-12, 0-7)

Player	FG	3FG	FT	RB	PF	PT	A	Min
Mitchell	10-24	0-2	6-6	10	1	26	0	39
Warren	1-6	0-0	0-0	1	3	2	0	14
Spencer	3-10	3-8	0-0	1	3	9	3	28
Dotson	0-3	0-1	1-2	2	1	1	0	11
Beattie	2-2	1-1	0-0	1	0	5	0	20
Green	1-2	0-0	0-2	6	2	2	0	10
Bass	0-0	0-0	0-0	1	0	0	1	9
Populist	1-3	1-3	1-2	2	2	4	1	22
Ludwig	0-1	0-0	2-2	6	3	2	2	24
Harris	0-0	0-0	0-0	1	1	0	0	7
Kinsley	0-2	0-0	0-0	1	3	0	0	16
TOTALS	18-53	5-15	10-14	34	19	51	7	200

Mississippi State (16-5, 4-2)

Player	FG	3FG	FT	RB	PF	PT	A	Min
Augustus	0-2	0-2	5-6	4	4	5	1	21
Varnado	4-8	0-0	3-7	10	3	11	1	34
Johnson	6-11	1-4	2-3	2	3	15	0	24
Bost	1-4	0-3	0-0	4	0	2	5	29
Stewart	3-7	2-4	4-5	1	1	12	0	33
Osby	2-5	1-3	0-0	4	1	5	2	15
Parker	0-0	0-0	0-0	0	0	0	0	1
Benock	1-4	1-4	0-0	0	1	3	2	16
Luczak	0-0	0-0	0-0	0	0	0	0	1
Price	0-0	0-0	0-0	0	0	0	0	1
Turner	3-7	2-2	4-5	5	3	12	0	21
Lewis	0-0	0-0	0-0	0	0	0	0	1
Riek	1-2	0-0	0-0	1	0	2	0	3
TOTALS	21-50	7-22	18-26	36	16	67	11	200

Halftime: MSU 23, LSU 15. FG%: LSU 34.0%, MSU 42.0%. 3FG%: LSU 33.3%, MSU 31.8%. FT%: LSU 71.4%, MSU 69.2%. Turnovers: LSU 12 (Spencer 3), MSU 8 (Varnado 3). Blocked Shots: LSU 0, MSU 7 (Varnado 4). Steals: LSU 1 (Kinsley 1), MSU 4 (Stewart 2). Officials: Tony Greene, Pat Adams, Ron Groover. Attendance: 7,247.

GAME 22 — FEB. 3, 2010

Vanderbilt	75
Mississippi State	72

Memorial Gymnasium • 7 p.m.
Nashville, TN

NASHVILLE, Tenn. — A spirited rally fell short for Mississippi State as it dropped a 75-72 decision to 18th-ranked Vanderbilt.

MSU actually trailed 48-34 with 17:38 remaining. However, Barry Stewart led a furious charge, as the senior guard scored 11 straight points to help close the gap to 73-72 on a Dee Bost 3-point basket with 28 seconds left.

For the Commodores, John Jenkins hit a pair of three throws. On the other end, Bost could not convert the potential game-tying trey.

In the first half, the teams were tied four more times before MSU grabbed its last lead on a Jarvis Varnado layup at 27-26.

From that point, the Commodores closed out the opening half with a 12-4 run for a 38-31 halftime advantage.

In the opening three minutes of the final half, the Commodores stretched that run to 22-7 by opening the second half on a 10-3 sprint. Back-to-back 3-point baskets by Brad Tinsley and Jermaine Beal gave the hosts the 48-34 advantage.

A pair of 3-point baskets by Bost fueled a 9-0 run as the Bulldogs scrapped back within, 48-43. The Bulldogs would again fall down by 14 at 69-55 before making its final push.

Kodi Augustus paced MSU with 15 points.

Mississippi State (16-6, 4-3)

Player	FG	3FG	FT	RB	PF	PT	A	Min
Augustus	6-12	0-2	3-6	4	3	15	0	21
Varnado	4-10	0-0	4-4	14	4	12	0	34
Johnson	2-7	2-6	0-0	0	5	6	2	20
Bost	3-14	3-12	3-4	2	3	12	1	34
Stewart	5-14	2-8	1-1	6	2	13	2	37
Osby	3-3	2-2	0-2	5	3	8	1	18
Benock	0-0	0-0	0-0	0	0	0	0	11
Turner	1-8	0-4	4-5	4	2	6	4	25
TOTALS	24-68	9-34	15-22	40	22	72	10	200

Vanderbilt (17-4, 6-1)

Player	FG	3FG	FT	RB	PF	PT	A	Min
Walker	1-4	0-0	0-2	4	4	2	4	23
Taylor	1-7	0-0	5-6	7	1	7	2	29
Ogilvy	6-13	0-0	4-5	7	4	16	1	21
Beal	6-10	3-5	2-3	5	1	17	2	14
Tinsley	3-6	1-2	4-6	2	1	11	3	38
Ezeli	2-3	0-0	1-2	7	1	5	0	5
Goulbourne	2-3	0-0	1-1	2	2	5	0	11
McClennen	0-1	0-1	0-0	0	0	0	0	24
Jenkins	4-8	2-3	2-2	0	0	12	0	12
Tchiengang	0-1	0-0	0-0	2	3	0	0	3
TOTALS	25-56	6-11	19-27	40	17	75	12	200

Halftime: VU 38, MSU 31. FG%: MSU 35.3%, VU 44.6%. 3FG%: MSU 26.5%, VU 54.5%. FT%: MSU 68.2%, VU 70.4%. Turnovers: MSU 15 (Bost 6), VU 17 (Taylor 4). Blocked Shots: MSU 10 (Varnado 9), VU 4 (Four players). Steals: MSU 8 (Stewart 4), VU 7 (Tinsley 2). Officials: Doug Shows, Bert Smith, Gary Maxwell. Attendance: 14,316.

GAME 23 — FEB. 6, 2010

Florida	69
Mississippi State	62

O'Connell Center • 12:30 p.m.
Gainesville, FL

GAINESVILLE, Fla. — A 16-4 run midway through the second half proved decisive as Mississippi State dropped a 69-62 decision to Florida.

After a very competitive and defensive first half, the Bulldogs actually held a 29-27 lead at the break. MSU still clung to that lead at 41-39 less than seven minutes into the final half. However, the Gators sparked the home crowd by reeling off a 16-4 run. The Bulldogs were slow to recover but did offer one final threat.

Trailing 61-49, the Bulldogs reeled off 7 straight points. Phil Turner's old-fashioned 3-point play cut the UF lead to 61-56 with 1:10 remaining. The Gators then hit 8-of-10 free throws to secure the win.

In the opening half, the lead changed hands seven times and there were seven ties. The Bulldogs built an early 9-4 advantage on a Ravern Johnson dunk. Neither team had larger than a three-point lead the remainder of the half.

The pattern held true in the early stages of the final frame. The teams were tied at 31, 33, 35 and 41. Trailing 45-44, the Bulldogs missed seven of their next shots from the field as UF seized control.

Johnson led the Bulldogs with 20 points, while Jarvis Varnado recorded a double-double with 16 points and a team-high 13 rebounds.

Vernon Macklin paced Florida with 20 points.

Mississippi State (16-7, 4-4)

Player	FG	3FG	FT	RB	PF	PT	A	Min
Augustus	1-7	1-4	1-2	3	3	4	1	15
Varnado	6-16	0-0	4-8	13	2	16	0	32
Johnson	5-11	2-4	2-2	5	1	20	1	35
Bost	2-6	1-4	0-0	0	4	5	9	35
Stewart	4-11	4-8	0-0	4	3	12	3	38
Osby	0-3	0-1	0-0	1	1	0	0	8
Benock	0-0	0-0	0-0	0	0	0	0	6
Turner	2-6	0-2	1-1	4	3	5	2	28
Riek	0-0	0-0	0-0	0	1	0	0	3
TOTALS	23-60	8-23	8-13	35	18	62	16	200

Florida (17-6, 6-3)

Player	FG	3FG	FT	RB	PF	PT	A	Min
Tyus	3-12	0-0	3-4	8	2	9	0	32
Parsons	5-8	2-3	6-9	12	3	18	6	33
Macklin	10-14	0-0	0-1	6	3	20	1	27
Boynnton	2-9	0-5	2-2	0	1	6	2	30
Walker	2-14	1-8	1-2	6	2	6	4	33
Shipman	1-1	0-0	0-0	1	0	2	0	10
Werner	1-3	0-1	2-2	4	1	4	1	26
Murphy	1-1	0-0	2-2	1	1	4	0	9
TOTALS	25-62	3-17	16-22	46	13	69	14	200

Halftime: MSU 29, UF 27. FG%: MSU 38.3%, UF 40.3%. 3FG%: MSU 34.8%, UF 17.6%. FT%: MSU 61.5%, UF 72.7%. Turnovers: MSU 14 (Varnado 5), UF 14 (Walker 5). Blocked Shots: MSU 3 (Three players 1), UF 1 (Macklin). Steals: MSU 9 (Stewart 3), UF 10 (Boynnton 3). Officials: Mike Eades, Tony Greene, Ron Groover. Attendance: 11,660.

GAME 24 — FEB. 11, 2010

Mississippi State	71
Ole Miss	63

Humphrey Coliseum • 8 p.m.
Starkville, MS

STARKVILLE, Miss. — For the fourth time in the past seven years, Mississippi State swept Ole Miss thanks to a 71-63 victory in front of a season-high 9,401 fans at Humphrey Coliseum.

Junior Ravern Johnson returned to form by leading all scorers with 18 points on a 4-of-7 performance from long-range. All-SEC standout Jarvis Varnado recorded his fourth-straight double-double with 11 points and 11 rebounds to give him 14 on the season and 29 for his career. He also handed out four assists, tying his career-high.

Senior Barry Stewart, starting a perfect 4-of-4 from the field, finished with 12 points while sophomore Dee Bost scored 11 to round out MSU players in double digits.

Junior guard Eniel Polynice led the Rebels with 14 points, while Chris Warren, UM's leading scorer, was held to 1-of-9 shooting and totaled just 3 points.

MSU held UM to just 63 points, its lowest total of the season. Ole Miss hit 27 of its 71 shots for 38.0 percent, its third-worst effort of the season.

In the second half's first five minutes, Johnson scored eight points to push MSU to an 11-2 run.

Late in the game, the Rebels cut MSU's 12-point lead to 65-50, but that would be as close as the visitors would get as State won its third-straight against Ole Miss.

Ole Miss (17-7, 5-5)

Player	FG	3FG	FT	RB	PF	PT	A	Min
Henry	2-5	0-1	0-0	3	5	4	0	19
Holloway	3-8	0-0	0-0	5	4	6	1	21
Graham	4-12	2-7	1-2	1	2	11	0	26
Warren	1-9	1-7	0-0	2	2	3	2	31
Polynice	6-12	0-1	2-2	6	0	14	5	37
Gaskins	4-10	2-5	0-0	1	2	10	1	18
White	6-12	1-4	0-0	3	3	13	2	31
Cranston	1-3	0-1	0-0	8	3	2	0	17
TOTALS	27-71	6-26	3-4	36	21	63	11	200

Mississippi State (17-7, 5-4)

Player	FG	3FG	FT	RB	PF	PT	A	Min
Augustus	2-6	0-1	4-4	3	1	8	0	19
Varnado	4-5	0-0	3-4	11	1	11	4	36
Johnson	7-13	4-7	0-2	2	1	18	0	26
Bost	3-7	1-5	4-5	4	1	11	3	33
Stewart	4-9	3-7	1-2	6	2	12	4	38
Osby	3-5	0-1	3-4	2	1	9	0	13
Benock	1-2	0-1	0-0	2	1	2	0	11
Turner	0-2	0-2	0-2	5	1	0	5	23
Lewis	0-0	0-0	0-0	0	0	0	0	1
TOTALS	24-49	8-24	15-23	39	9	71	16	200

Halftime: MSU 33, UM 29. FG%: MSU 49.0%, MSU 38.0%. 3FG%: MSU 33.3%, UM 23.1%. FT%: MSU 65.2%, UM 75.0%. Turnovers: MSU 17 (Bost 5), UM 10 (Graham 4). Blocked Shots: MSU 7 (Varnado 4), UM 4 (Henry 2). Steals: MSU 8 (Turner 3), UM 13 (Holloway 4). Officials: Doug Shows, Ted Valentine, Tom Eades. Attendance: 9,401.

GAME 25 — FEB. 13, 2010

Mississippi State	85
Auburn	75 OT

Humphrey Coliseum • 5 p.m.
Starkville, MS

STARKVILLE, Miss. — Sophomore Dee Bost scored a career-high 32 points to propel Mississippi State to an 85-75 overtime victory against Auburn.

Bost drained a career-high 7 treys on 12 attempts while tallying 9 rebounds and 4 assists.

All-SEC senior Jarvis Varnado claimed 12 rebounds to give him 1,010 for his career, the third Bulldog in history to record at least 1,000. He also scored 10 points to complete his fifth-straight double-double performance, 15th of this season and 30th of his career.

After the Bulldogs jumped out to a 13-9 early-game lead, Auburn began draining outside shots and took control with a 14-0 run to lead 23-13 with 12:34 remaining. A trey from Bost capped a 10-0 MSU run in response, and the Bulldogs closed the Auburn lead to 38-35 at halftime.

The second half saw seven lead changes. A thunderous dunk and the resulting free throw by Romero Osby pushed MSU ahead 74-72 with 30 seconds left, but a layup from DeWayne Reed with 14 seconds remaining forced overtime.

The Bulldogs turned up the heat in overtime, holding their opponent to without a field goal throughout the extra period and outscoring their opponents 11-1.

Auburn (12-13, 3-7)

Player	FG	3FG	FT	RB	PF	PT	A	Min
Hargrove	7-16	2-7	4-4	10	2	20	2	40
Lett	0-2	0-0	1-4	5	1	1	0	13
Reed	5-21	1-8	2-2	1	2	13	4	35
Sullivan	5-11	0-4	1-2	8	2	11	2	36
Waller	8-15	5-11	0-0	7	3	21	1	37
Malone	0-0	0-0	0-0	1	0	0	0	7
Wallace	0-0	0-0	0-0	0	1	0	0	10
Gabriel	0-2	0-1	0-0	1	0	0	0	6
Knox	3-9	0-0	0-0	6	5	6	1	32
Ross	1-3	1-2	0-0	2	1	3	0	9
TOTALS	29-79	9-33	8-12	47	17	75	10	225

Mississippi State (18-7, 6-4)

Player	FG	3FG	FT	RB	PF	PT	A	Min
Augustus	3-10	0-3	1-2	7	2	7	1	21
Varnado	4-8	0-0	2-6	12	1	10	1	40
Johnson	1-6	1-5	0-0	0	0	3	0	21
Bost	11-19	7-12	3-3	9	0	32	4	40
Stewart	4-11	3-9	1-2	6	1	12	5	41
Osby	3-7	0-1	5-6	1	1	11	0	24
Benock	0-2	0-0	0-0	1	1	0	0	9
Turner	3-7	0-4	4-4	6	4	10	0	28
Lewis	0-0	0-0	0-0	0	0	0	0	1
TOTALS	29-70	11-34	16-23	46	10	85	11	225

Halftime: MSU 35, AU 38. FG%: MSU 41.4%, AU 36.7%. 3FG%: MSU 32.4%, AU 27.3%. FT%: MSU 69.6%, AU 66.7%. Turnovers: MSU 8 (Varnado 2), AU 8 (Hargrove 3). Blocked Shots: MSU 9 (Varnado 5), AU 2 (Knox 2). Steals: MSU 2 (Turner 2), AU 5 (Hargrove, Reed, Sullivan, Waller, Knox 1). Officials: Anthony Jordan, Mike Nance, Brent Barnaky. Attendance: 8,854.

GAME 26 — FEB. 16, 2010

Kentucky 81
Mississippi State 75 OT

Humphrey Coliseum • 8 p.m.
Starkville, MS

STARKVILLE, Miss. — Mississippi State fell to No. 2 Kentucky 81-75 in front of a record crowd of 10,788 at Humphrey Coliseum in overtime.

The Bulldogs held a 67-60 advantage with just three minutes remaining, but UK held State scoreless for the remainder of regulation to push the game to overtime.

After trading early buckets, Kentucky's strength on the boards helped push the team to a 32-29 halftime advantage. The Wildcats were winning the battle of the boards 29-14 at the break.

Dee Bost, who had 22 points set the tone for MSU in the second half, forcing a quick UK turnover and returning it for a quick layup to pull the UK lead to just one. Two treys from Stewart bumped MSU into a 37-36 lead with 17:57 remaining. With Varnado returning to the floor with two fouls, the star picked up two more within five seconds of each other and was quickly pulled until the game's waning minutes.

Even with Varnado on the bench, State managed to compete well.

The mounting foul trouble cost MSU dearly in the game's extra session. Despite losing Varnado and Barry Stewart to fouls, Bost hit a 3 to tie the game at 70-70 with 3:32 left. An Osby layup tied the score again at 72 with 1:38 left, but the Wildcats outscored State 11-3 on foul shots in the game's last minute to secure the victory.

Kentucky (25-1, 10-1)

Player	FG	3FG	FT	RB	PF	PT	A	Min
Cousins	7-11	0-1	5-8	14	4	19	3	30
Patterson	7-12	1-2	4-4	10	2	19	0	42
Dodson	0-3	0-3	1-2	4	1	1	0	17
Wall	6-16	0-3	6-8	10	1	18	8	44
Bledsoe	3-8	1-5	0-2	0	3	7	0	29
Miller	3-6	1-4	2-2	2	1	9	1	19
Harris	0-1	0-1	0-0	1	0	0	0	5
Orton	1-4	0-0	0-1	4	2	2	0	14
Liggins	1-5	1-5	3-4	4	3	6	2	25
TOTALS	28-66	4-24	21-31	52	17	81	14	225

Mississippi State (18-8, 6-5)

Player	FG	3FG	FT	RB	PF	PT	A	Min
Osby	2-6	0-2	1-2	3	4	5	4	38
Augustus	5-10	4-7	3-4	5	3	17	1	30
Varnado	4-8	0-0	2-3	5	5	10	1	23
Bost	9-21	2-10	2-4	5	4	22	3	43
Stewart	5-16	3-11	3-3	4	5	16	3	40
Benock	0-2	0-2	0-0	5	3	0	2	18
Turner	2-6	1-3	0-0	2	3	5	1	30
Lewis	0-1	0-0	0-0	0	1	0	0	3
TOTALS	27-70	10-35	11-16	35	28	75	15	225

Halftime: UK 32, MSU 29. FG%: MSU 38.6%, UK 42.4%. 3FG%: MSU 28.6%, UK 16.7%. FT%: MSU 68.8%, UK 67.7%. Turnovers: MSU 9 (Osby 4), UK 12 (Cousins, Wall 3). Blocked Shots: MSU 2 (Varnado 2), UK 12 (Patterson 3). Steals: MSU 9 (Stewart 5), UK 5 (Wall 3). Officials: Mike Stuart, Mike Kitts, Michael Stephens. Record Setting Attendance: 10,788.

GAME 27 — FEB. 20, 2010

Mississippi State 60
LSU 59

Maravich Assembly Center • 3 p.m.
Baton Rouge, LA

BATON ROUGE, La. — Phil Turner's 25-foot 3-pointer with seven seconds remaining lifted Mississippi State past LSU 60-59 at the Maravich Assembly Center.

The Bulldogs won their second league road game and first since a 80-75 win over Ole Miss on Jan. 6.

After a sluggish first half, the Bulldogs recorded their third win in the last four meetings on this floor by shooting 50 percent in the game's final frame. The defensive effort was solid with Jarvis Varnado leading the way with seven blocked shots.

MSU held a 24-20 halftime lead.

In the second half, the Bulldogs appeared poised to take control after going up 33-27 with a Ravern Johnson 3-point basket. LSU quickly recovered and the lead changed hands a couple of times before another mini-MSU run.

A Johnson 3 placed the Bulldogs on top 50-44 with 6:26 remaining. A Turner 3-point basket expanded that lead to seven at 53-46. LSU then mounted its finally rally, actually grabbing a 59-57 lead on a 3-point basket by Tasmin Mitchell with 16 seconds remaining.

The Bulldogs then got the answer from Turner prior to LSU's desperation heave from midcourt missing the mark.

Johnson led the Bulldogs with 16 points, while Varnado added 14 points.

Mitchell led LSU with 25 points.

Mississippi State (19-8, 7-5)

Player	FG	3FG	FT	RB	PF	PT	A	Min
Osby	1-4	0-1	0-0	5	0	2	1	14
Augustus	2-5	0-1	2-2	5	3	6	1	22
Varnado	6-9	0-0	2-2	6	3	14	0	37
Bost	3-7	2-4	0-0	6	1	8	9	36
Stewart	2-8	1-7	0-0	2	0	5	5	35
Johnson	5-11	4-10	2-2	2	2	16	0	26
Benock	1-2	1-2	0-0	2	1	3	0	9
Turner	2-4	2-4	0-0	3	1	6	0	21
TOTALS	22-50	10-29	6-6	33	11	30	16	200

LSU (9-17, 0-12)

Player	FG	3FG	FT	RB	PF	PT	A	Min
Mitchell	9-20	4-5	3-5	9	1	25	4	40
Green	0-0	0-0	0-0	1	2	0	0	9
Warren	6-16	0-0	2-2	8	4	14	1	31
Bass	1-2	0-1	0-0	3	0	2	6	28
Spencer	2-11	1-7	1-2	5	1	6	4	40
Populist	0-1	0-1	0-0	1	1	0	0	9
Harris	4-8	2-3	0-0	4	1	10	0	22
Kinsley	1-5	0-2	0-0	5	0	2	0	21
TOTALS	23-63	7-19	6-9	36	10	59	15	200

Halftime: MSU 24, LSU 20. FG%: MSU 44.0%, LSU 36.5%. 3FG%: MSU 34.5%, LSU 36.8%. FT%: MSU 100.0%, LSU 66.7%. Turnovers: MSU 14 (Bost 4), LSU 9 (Green, Harris, Kinsley 2). Blocked Shots: MSU 9 (Varnado 7), LSU 2 (Mitchell 2). Steals: MSU 4 (Bost 2), LSU 7 (Spencer 3). Officials: Rick Crawford, Mike Nance, Lee Cassell. Attendance: 9,434.

GAME 28 — FEB. 24, 2010

Mississippi State 74
Alabama 66

Humphrey Coliseum • 8 p.m.
Starkville, MS

STARKVILLE, Miss. — A national record was toppled and Mississippi State took over sole possession of first place in the West with a 74-66 win against Alabama.

Senior forward Jarvis Varnado swatted 8 shots to set an NCAA career record as the Bulldogs improved to 20-8, 8-5.

He also finished with 17 points and 10 rebounds for his 16th double-double of the season, 31st of his career.

Also making his mark in the MSU record books was fellow senior co-captain Barry Stewart, who hit one three to become State's all-time leader in three-pointers made with 259 for his career.

Leading the Bulldogs was sophomore Dee Bost, who brought down 22. Mikhail Torrance scored 23 points to lead the Crimson Tide.

The game's first stanza featured eight lead changes, but State held onto a tight 31-29 advantage at the half.

Despite a tough effort from both sides, Mississippi State didn't relinquish the lead throughout the second half and held a comfortable 59-49 lead with 7:27 left, but the Tide wasn't done. Riding on State's focus on the defensive end, Alabama orchestrated a 10-2 run to pull the Bulldog advantage to just 61-59 with 3:49 remaining. Bost then stepped into clutch mode and drained two consecutive treys from well outside the arc to ice the game.

Alabama (14-13, 4-9)

Player	FG	3FG	FT	RB	PF	PT	A	Min
Green	5-10	0-0	2-2	5	5	12	0	16
Hines	2-4	0-0	0-0	10	2	4	1	29
Brock	2-7	1-3	0-1	3	3	5	3	37
Torrance	8-12	3-4	4-6	5	1	23	1	33
Hillman	5-11	1-3	2-2	1	4	13	2	29
Mitchell	2-8	0-0	0-0	1	0	4	0	16
Davis	1-3	1-3	0-0	2	2	3	0	22
Knox	1-6	0-0	0-2	6	2	2	0	18
TOTALS	26-61	6-13	8-13	38	19	66	7	200

Mississippi State (20-8, 8-5)

Player	FG	3FG	FT	RB	PF	PT	A	Min
Osby	0-3	0-1	0-0	3	0	0	3	16
Augustus	4-6	2-3	1-1	7	2	11	3	24
Varnado	7-11	0-0	3-6	10	1	17	0	33
Bost	7-9	3-4	5-5	3	3	22	3	34
Stewart	2-8	1-5	4-6	5	2	9	5	28
Johnson	5-11	2-7	0-0	2	3	12	1	29
Parker	0-0	0-0	0-0	0	0	0	0	1
Benock	1-3	1-3	0-1	1	1	3	0	22
Luczak	0-1	0-1	0-0	0	0	0	0	1
Turner	0-3	0-3	0-0	1	1	0	1	9
Lewis	0-1	0-1	0-0	1	0	0	0	3
TOTALS	26-56	9-27	13-19	34	13	74	16	200

Halftime: MSU 31, UA 29. FG%: MSU 46.4%, UA 42.6%. 3FG%: MSU 33.3%, UA 46.2%. FT%: MSU 68.4%, UA 61.5%. Turnovers: MSU 15 (Bost 5), UA 14 (Brock, Green 4). Blocked Shots: MSU 12 (Varnado 8), UA 5 (Hines 3). Steals: MSU 9 (Bost, Stewart 3), UA 8 (Hines, Hillman 3). Officials: Tony Greene, Pat Adams, Gary Maxwell. Attendance: 8,477.

GAME 29 — FEB. 27, 2010

Mississippi State	76
South Carolina	63

Colonial Life Arena • 5 p.m.
Columbia, SC

COLUMBIA, S.C. — Mississippi State clinched a share of the Western Division crown by beating South Carolina 76-63.

For the Bulldogs, it is their fifth Western Division title during the 12-year coaching career of Rick Stansbury. MSU has won out-right or shared the division championship in three of the past four seasons.

MSU played well from start to finish and trailed just twice - each by a point and each early in the first half. MSU erased that last lead with a 20-6 run to open up a 27-14 advantage.

MSU struck the early advantage by scoring from long range. In the opening half, MSU hit seven 3-pointers, including four by Barry Stewart. On the inside, Jarvis Varnado was already on his way to this season's 17th double-double as he finished with a game-high 19 points and 12 rebounds.

For Varnado, it was his highest offensive output in a league game this season.

In the second half, the Gamecocks pieced together their final run. Downey hit a jumper to cap a half-opening 9-4 run. That basket brought USC within 39-37 with 16:45 remaining.

The Bulldogs quickly answered with a 9-0 run, sparked by a pair of strong offensive plays from Kodi Augustus. MSU kept the defensive pressure up, eventually expanding the lead to 16 points. Stewart's final 3 of the night gave the Maroon and White a 60-44 lead with 9:32 remaining.

Mississippi State (21-8, 9-5)

Player	FG	3FG	FT	RB	PF	PT	A	Min
Augustus	3-6	1-2	6-8	9	2	13	0	35
Varnado	8-13	0-0	3-4	12	3	19	0	37
Johnson	5-11	3-8	2-2	5	0	15	0	37
Bost	4-10	1-4	2-2	2	1	11	7	38
Stewart	6-12	5-7	1-2	4	2	18	5	39
Osby	0-0	0-0	0-2	1	0	0	0	3
Benock	0-0	0-0	0-0	0	0	0	0	3
Turner	0-0	0-0	0-0	0	2	0	0	8
TOTALS	26-52	10-21	14-20	36	10	76	12	200

South Carolina (14-14, 5-9)

Player	FG	3FG	FT	RB	PF	PT	A	Min
Jackson	5-9	0-0	0-0	7	2	10	2	36
Jefferson	0-0	0-0	0-0	3	2	0	0	16
Muldrow	6-12	1-1	2-2	3	2	15	0	37
Downey	5-14	0-7	2-3	3	3	12	5	36
Raley-Ross	4-10	4-9	0-0	4	2	12	3	36
Spinella	0-0	0-0	0-0	0	1	0	0	9
Galloway	6-15	2-11	0-0	2	1	14	1	30
TOTALS	26-60	7-28	4-5	26	13	63	11	200

Halftime: MSU 35, USC 28. FG%: MSU 50.0%, USC 43.3%. 3FG%: MSU 47.6%, USC 25.0%. FT%: MSU 70.0%, USC 80.0%. Turnovers: MSU 10 (Augustus 4), USC 9 (Downey 5). Blocked Shots: MSU 2 (Varnado, Turner 1), USC 3 (Muldrow 2). Steals: MSU 4 (Stewart 3), USC 7 (Jackson, Galloway 2). Officials: Mike Stuart, Rick Crawford, Ron Groover. Attendance: 13,834.

GAME 30 — MARCH 3, 2010

Auburn	89
Mississippi State	80

Beard-Eaves Memorial Coliseum • 7 p.m.
Auburn, AL

AUBURN, Ala. — Mississippi State failed on its first attempt to win the outright Western Division crown, falling to Auburn 89-80 in the final game ever at Beard-Eaves Memorial Coliseum.

A boisterous crowd of 9,927 sent the arena and the Auburn senior class out on a high note. Despite staying within range and forcing six ties in the contest, the Bulldogs never managed a lead after early 2-0 and 4-3 advantages got away.

The Tigers seized momentum in the opening half, shooting 59.4 percent in that half. The teams were tied at 13, 16, 18 and 20. Auburn then pieced together a 10-2 run sparked by back-to-back treys from Earnest Ross and Tay Waller and Auburn led 46-37 at the intermission.

In the opening minutes of the second half, the Bulldogs used some defensive pressure to cut the lead to 52-47 on a Dee Bost layup. Two possessions later, a Bost 3-pointer brought MSU within 55-52.

The Bulldogs followed with their best stretch of the night as an 11-4 run was punctuated by back-to-back Bost treys forcing a 65-65 tie with 9:10 left.

But a DeWayne Reed 3-point basket capped a 5-0 spurt by Auburn and the Tigers were on their way to victory.

Waller paced Auburn with 22 points, while Bost led the way with 25 points, Barry Stewart finished with 18 points.

Mississippi State (22-8, 10-5)

Player	FG	3FG	FT	RB	PF	PT	A	Min
Augustus	2-6	1-3	0-0	8	4	5	1	25
Varnado	7-9	0-0	0-0	7	4	14	2	34
Johnson	7-16	2-8	0-0	3	1	16	1	37
Bost	8-13	5-9	4-7	3	4	25	8	39
Stewart	5-14	4-11	4-4	1	2	18	3	36
Osby	1-3	0-1	0-0	3	3	2	0	16
Benock	0-0	0-0	0-0	2	0	0	1	6
Turner	0-1	0-1	0-0	1	1	0	0	7
TOTALS	30-62	12-33	8-11	33	19	80	16	200

Auburn (14-16, 5-10)

Player	FG	3FG	FT	RB	PF	PT	A	Min
Hargrove	5-10	1-1	5-7	7	2	16	3	31
Lett	0-0	0-0	0-0	2	1	0	0	12
Knox	7-9	0-0	7-13	7	2	21	1	25
Reed	7-12	2-3	3-5	1	0	19	8	35
Waller	8-15	6-11	0-0	7	2	22	0	38
Armstrong	0-0	0-0	0-0	0	0	0	0	4
Wallace	0-0	0-0	0-0	0	0	0	3	5
Sullivan	0-2	0-1	3-4	2	4	3	1	16
Gabriel	2-4	1-3	0-0	3	0	5	2	9
Ross	1-6	1-5	0-2	5	2	3	1	25
TOTALS	30-58	11-24	18-31	36	13	89	19	200

Halftime: MSU 37, AU 46. FG%: MSU 48.4%, AU 51.7%. 3FG%: MSU 36.4%, AU 45.8%. FT%: MSU 72.7%, AU 58.1%. Turnovers: MSU 10 (Bost 4), AU 8 (Hargrove, Reed, Waller 2). Blocked Shots: MSU 4 (Varnado 3), AU 3 (Knox, Waller, Armstrong 1). Steals: MSU 3 (Augustus, Johnson, Bost 1), AU 5 (Knox 2). Officials: John Cahill, Rick Crawford, Tim Higgins. Attendance: 9,927.

GAME 31 — MARCH 6, 2010

Tennessee	75
Mississippi State	59

Humphrey Coliseum • 5 p.m.
Starkville, MS

STARKVILLE, Miss. — On Senior Night, Mississippi State said goodbye to Jarvis Varnado and Barry Stewart with a 75-59 home loss to No. 16 Tennessee.

Standing as the NCAA all-time career blocks leader and only player in history to achieve 1,000 points, 1,000 rebounds and 500 blocks in a career, Varnado scored 11 and claimed 6 rebounds in his final game of regular-season play.

Barry Stewart, who has drained more treys (269) than any other Bulldog player in history, recorded 6 points, 4 rebounds and 3 assists.

For the second time this season, junior Kodi Augustus led the team in scoring, with 15 points.

J.P. Prince led the Vols with 16 points.

The Bulldogs were faced with a significant challenge from tip. Starting the game scoreless through the first six minutes, State saw Tennessee storm out to a 17-0 lead. A Brian Williams layup with a second remaining in the half pushed the UT advantage to an identical 17-point advantage at the half, as the Vols held a 38-21 lead. State's 21 halftime points was its lowest this season.

MSU played with more determination in the second half, but it wasn't enough as the Vols won for the third-straight time at the Hump.

Tennessee (23-7, 11-5)

Player	FG	3FG	FT	RB	PF	PT	A	Min
Chism	0-4	0-1	1-2	6	3	1	1	25
Williams	5-7	0-0	0-0	13	3	10	0	27
Maze	3-7	0-3	4-4	1	1	10	3	26
Prince	6-10	1-3	3-4	6	4	16	3	29
Hopson	6-14	2-5	0-0	3	1	14	1	31
Woolridge	1-1	0-0	0-0	0	0	2	0	2
Hall	3-4	0-0	0-0	4	1	6	0	12
Goins	1-5	0-1	2-4	3	1	4	2	15
Pearl	1-1	0-0	0-0	2	2	2	2	14
Tatum	4-7	0-3	2-2	3	3	10	0	19
TOTALS	30-60	3-16	12-16	46	19	75	12	200

Mississippi State (21-10, 9-7)

Player	FG	3FG	FT	RB	PF	PT	A	Min
Augustus	4-10	3-5	4-4	5	3	15	0	20
Varnado	4-7	0-0	3-8	6	1	11	2	37
Johnson	2-11	1-5	0-0	6	0	5	1	33
Bost	4-11	2-8	1-1	5	4	11	6	35
Stewart	2-11	1-8	1-2	4	2	6	3	39
Osby	1-2	0-0	0-0	0	0	2	0	7
Benock	0-1	0-1	1-2	1	3	1	1	5
Luczak	0-0	0-0	0-0	0	0	0	0	1
Turner	3-6	2-5	0-0	3	1	8	0	23
TOTALS	20-59	9-32	10-17	30	14	59	13	200

Halftime: MSU 21, UT 38. FG%: MSU 33.9%, UT 50.0%. 3FG%: MSU 28.1%, UT 18.8%. FT%: MSU 58.8%, UT 75.0%. Turnovers: MSU 13 (Varnado, Bost 3), UT 15 (Prince 4). Blocked Shots: MSU 6 (Augustus 3), UT 3 (Three Players with 1). Steals: MSU 4 (Four players with 1), UT 10 (Prince, Hopson 2). Officials: Ted Valentine, Tom Eades, Doug Sirmans. Attendance: 10,021

GAME 32 — MARCH 12, 2010

Mississippi State	75
Florida	69

Bridgestone Arena • 6:30 p.m.
Nashville, TN

NASHVILLE — Mississippi State saved one of its best offensive performances of the season by draining 10 3-point baskets in a 75-69 win over Florida in the quarter-finals of the SEC Tournament.

MSU shot an amazing 57.1 percent from the field - the third best shooting percentage of the season and the best mark against any league opponent this year.

The Bulldogs hit five of their first six shots from the field and quickly sprinted to a 10-0 advantage and never looked back.

Back-to-back 3-point baskets by Barry Stewart and Ravern Johnson allowed the Bulldogs to run out to a 34-19 advantage. The inside play of Romero Obsy also proved large, as the Bulldogs were able to use the early offensive punch and four blocks by Jarvis Varnado to roll into a 39-28 advantage at halftime.

The Bulldogs again started the second half strong. A Bost trey capped a 7-0 run for 46-31 advantage less than two minutes into the half. A Varnado layup with 13:30 remaining allowed the Bulldogs to open their largest advantage, at 58-39.

A 7-0 run by the Gators was halted by a Johnson jumper, which gave MSU a 70-64 lead with 1:44 left. The Gators did close within three, at 71-68, on a Kenny Boynton layup in the final half minute.

Stewart hit 6-of-7 free throws late to close out the victory.

Florida (21-12)

Player	FG	3FG	FT	RB	PF	PT	A	Min
Tyus	2-5	1-2	0-1	5	2	5	0	23
Parsons	3-9	0-3	4-6	7	3	10	1	35
Macklin	1-3	0-0	1-3	6	2	3	1	32
Boynton	8-17	4-8	3-4	3	1	23	3	37
Walker	6-12	4-8	3-4	2	1	19	1	29
Shipman	3-4	0-1	0-0	1	0	6	1	15
Werner	1-5	0-2	1-1	6	3	3	2	19
Murphy	0-1	0-0	0-0	3	0	0	0	10
TOTALS	24-56	9-24	12-19	34	12	69	9	200

Mississippi State (22-10)

Player	FG	3FG	FT	RB	PF	PT	A	Min
Augustus	5-10	0-1	0-0	2	4	10	1	20
Varnado	7-9	0-0	1-2	4	2	15	1	36
Johnson	4-7	2-4	2-2	6	2	12	0	26
Bost	4-8	2-4	0-0	2	2	10	5	36
Stewart	4-8	3-6	6-7	3	2	17	3	32
Osby	3-4	2-2	0-0	2	0	8	2	13
Riek	0-0	0-0	0-0	0	1	0	0	4
Benock	1-1	1-1	0-0	0	1	3	0	13
Turner	0-2	0-2	0-0	1	3	0	1	20
TOTALS	28-49	10-20	9-11	23	17	75	13	200

Halftime: MSU 39, UF 28. FG%: MSU 57.1%, UF 42.9%. 3FG%: MSU 50.0%, UF 37.5%. FT%: MSU 81.8%, UF 63.2%. Turnovers: MSU 12 (Bost 4), UF 12 (Tyus 4). Blocked Shots: MSU 6 (Varnado 4), UF 2 (Tyus, Werner 1). Steals: MSU 5 (Bost, Benock 2), UF 7 (Parsons, Shipman 2). Officials: Tom Eades, Doug Simmons, Pat Adams. Attendance: 16,614.

GAME 33 — MARCH 13, 2010

Mississippi State	62
Vanderbilt	52

Bridgestone Arena • 2:30 p.m.
Nashville, TN

NASHVILLE — Mississippi State turned real defensive in its SEC Tournament title defense against Vanderbilt in a 62-52 win. On Sunday, MSU (23-10) will face No. 2 Kentucky (31-2) in a showdown for the conference tournament championship.

The Bulldogs held the Commodores to 26 points below their seasonal average. VU only shot 34.6 percent from the field, 13 percentage points below its average.

Jarvis Varnado again led the defensive effort. In his individual matchup with VU junior center A.J. Ogilvy, Varnado limited Ogilvy to two points and without a field goal for the first time in his career.

For a second straight day, the Bulldogs started on fire from long range. MSU hit four 3-point baskets in the opening seven minutes of play. The Bulldogs used a 19-8 run to erase an early five-point deficit. The Bulldogs hit 4-of-14 shots from 3-point range for a 33-27 lead at halftime.

In the second half, the Bulldogs used a 9-0 run fueled by two baskets by both Kodi Augustus and Dee Bost to open up a 44-29 advantage with 17:13 left. However, the Dore would later the Bulldogs four minutes without a field goal and used a 13-2 run to climb back into the contest.

VU closed within 51-48 with 5:38 left, but a layup by Ravern Johnson slammed the door on the Commodores as it sent MSU on a 10-1 game-deciding run.

Vanderbilt (24-8)

Player	FG	3FG	FT	RB	PF	PT	A	Min
Walker	2-7	0-0	2-3	3	5	6	0	26
Ogilvy	0-4	0-0	2-4	4	3	2	3	21
Beal	4-10	2-5	1-2	0	1	11	2	28
Jenkins	3-6	1-1	0-3	5	2	7	2	32
Taylor	2-8	0-0	5-5	8	3	9	1	35
Tinsley	3-5	3-4	0-0	0	1	9	3	20
Ezeli	4-7	0-0	0-0	6	2	8	0	19
Goulbourne	0-1	0-1	0-0	2	1	0	0	8
McClellan	0-0	0-0	0-0	0	0	0	0	1
Tchiengang	0-4	0-1	0-0	3	3	0	0	10
TOTALS	18-52	6-12	10-17	37	21	52	11	200

Mississippi State (23-10)

Player	FG	3FG	FT	RB	PF	PT	A	Min
Augustus	2-8	0-2	0-1	4	2	4	0	26
Varnado	3-5	0-0	5-10	9	3	11	0	32
Johnson	3-6	0-2	0-0	1	2	6	1	25
Bost	4-12	2-6	1-1	3	0	11	2	36
Stewart	4-13	1-6	5-6	8	4	14	2	38
Osby	2-3	1-1	0-0	2	1	5	0	14
Benock	0-0	0-0	0-0	0	1	0	0	7
Turner	4-9	2-5	1-2	5	1	11	2	21
Riek	0-0	0-0	0-0	0	0	0	0	1
TOTALS	22-56	6-22	12-20	37	14	62	17	200

Halftime: MSU 33, VU 27. FG%: MSU 39.3%, VU 34.6%. 3FG%: MSU 27.3%, VU 50.0%. FT%: MSU 60.0%, VU 58.8%. Turnovers: MSU 9 (Bost 3), VU 11 (Tchiengang, Ogilvy 3). Blocked Shots: MSU 8 (Varnado 6), VU 3 (Ezeli 2). Steals: MSU 2 (Augustus, Stewart 1), VU 3 (Tchiengang 2). Officials: Mike Stuart, Doug Shows, Mike Nance. Attendance: 20,207.

GAME 34 — MARCH 14, 2010

Kentucky	75
Mississippi State	74 OT

Bridgestone Arena • Noon
Nashville, TN

NASHVILLE — Mississippi State's valiant effort fell short as the Bulldogs lost 75-74 to No. 2 Kentucky in the championship game of the SEC Tournament.

The Wildcats won their 26th conference tournament title, while snapping the Bulldogs' six-game, two-season win streak in the same event.

MSU hung with one of the nation's elite basketball teams from the opening tip. However, UK found a way to win in overtime for a second time this season. The Bulldogs let a five-point lead slip in the final minute as DeMarcus Cousins scored on a putback with 0.1 seconds left in regulation.

In the overtime, John Wall hit an off-balanced 3-pointer with 27 seconds left which served as the back-breaker. The Bulldogs trailed by five after that trey. MSU got a putback on the offensive end. After Cousins made one free throw for the Wildcats, Riley Benock hit a 3-pointer as time expired to create the final margin.

The score was tied 12 times and the lead changed hands an amazing 20 times. Neither team led by more than five. MSU enjoyed a five-point lead lead in both halves, while UK did not enjoy its five-point push until the final half-minute of overtime.

Jarvis Varnado and Barry Stewart made the All-Tournament team.

Mississippi State (23-11)

Player	FG	3FG	FT	RB	PF	PT	A	Min
Augustus	1-5	0-2	0-0	4	4	2	0	18
Varnado	8-13	0-0	2-4	9	4	18	0	40
Johnson	8-15	4-8	0-0	3	0	20	3	38
Bost	6-15	2-6	2-5	6	3	16	5	40
Stewart	3-9	3-6	2-2	10	5	11	2	32
Osby	0-1	0-0	0-0	0	0	0	0	7
Benock	2-4	1-3	0-0	2	2	5	1	18
Turner	1-6	0-2	0-0	4	0	2	2	30
Lewis	0-1	0-0	0-0	0	0	0	0	2
TOTALS	29-69	10-27	6-11	43	18	74	13	225

Kentucky (32-2)

Player	FG	3FG	FT	RB	PF	PT	A	Min
Cousins	3-6	0-0	4-6	10	4	10	1	26
Patterson	6-11	0-2	3-4	6	2	15	2	38
Miller	0-2	0-1	0-0	1	0	0	1	13
Wall	5-15	1-4	6-9	6	0	17	9	40
Bledsoe	7-12	2-4	2-5	3	3	18	1	43
Dodson	1-7	1-5	0-0	5	2	3	0	28
Harris	0-0	0-0	0-0	0	1	0	1	6
Stevenson	1-1	0-0	0-0	1	2	2	0	7
Orton	3-3	0-0	0-0	2	0	6	0	17
Liggins	2-4	0-0	0-0	0	0	4	1	7
TOTALS	28-51	4-16	15-24	37	14	75	16	225

Halftime: MSU 35, KU 31. FG%: MSU 42.0%, KU 45.9%. 3FG%: MSU 37.0%, KU 25.0%. FT%: MSU 54.5%, KU 62.5%. Turnovers: MSU 14 (Augustus 3), KU 9 (Wall 4). Blocked Shots: MSU 7 (Varnado 5), KU 6 (Cousins, Patterson 2). Steals: MSU 7 (Augustus, Varnado 2), KU 11 (Wall 5). Officials: Tom Eades, Joe Lindsay, Ted Valentine. Attendance: 20,082

2009-2010 Mississippi State Basketball
Mississippi State Combined Team Statistics (as of Mar 14, 2010)
All games

Overall record: 23-11 Conf: 9-7 Home: 12-3 Away: 5-6 Neutral: 6-2

##	Player	gp-gs	min	avg	Total		3-Point		F-Throw		Rebounds										pts	avg
					fg-fga	fg%	3fg-fga	3fg%	ft-fa	ft%	off	def	tot	avg	pf	dq	a	to	blk	stl		
32	Jarvis Varnado	34-34	1082	31.8	173-296	.584	0-0	.000	115-191	.602	97	254	351	10.3	84	2	29	66	163	22	461	13.6
02	Ravern Johnson	33-31	958	29.0	168-345	.487	83-203	.409	25-39	.641	26	87	113	3.4	44	1	21	42	16	14	444	13.5
03	Dee Bost	34-34	1188	34.9	139-349	.398	65-184	.353	93-130	.715	17	132	149	4.4	65	1	178	113	7	41	436	12.8
22	Barry Stewart	34-34	1173	34.5	130-349	.372	74-210	.352	65-91	.714	25	95	120	3.5	71	3	92	44	8	36	399	11.7
24	Kodi Augustus	32-31	726	22.7	89-224	.397	32-88	.364	76-97	.784	61	117	178	5.6	76	0	26	60	31	15	286	8.9
25	Phil Turner	34-3	698	20.5	57-171	.333	24-88	.273	45-56	.804	41	101	142	4.2	54	0	44	35	10	41	183	5.4
05	Romero Osby	33-3	428	13.0	53-113	.469	15-37	.405	26-41	.634	32	54	86	2.6	33	0	22	32	10	5	147	4.5
15	Riley Benock	34-0	387	11.4	20-53	.377	16-46	.348	1-4	.250	7	26	33	1.0	27	0	23	19	5	15	57	1.7
30	Wendell Lewis	24-0	136	5.7	15-31	.484	0-0	.000	4-8	.500	13	21	34	1.4	15	0	0	9	5	0	34	1.4
50	John Riek	10-0	37	3.7	4-8	.500	0-0	.000	4-6	.667	8	6	14	1.4	8	0	0	3	4	0	12	1.2
45	Elgin Bailey	4-0	17	4.3	0-4	.000	0-0	.000	1-5	.200	0	0	0	0.0	2	0	0	1	1	0	1	0.3
20	Taylor Luczak	12-0	18	1.5	1-2	.500	1-2	.500	0-0	.000	0	2	2	0.2	3	0	0	4	0	0	3	0.3
21	Baxter Price	10-0	12	1.2	1-3	.333	0-0	.000	0-0	.000	1	1	2	0.2	0	0	0	0	0	1	2	0.2
12	Charles Parker	11-0	15	1.4	1-5	.200	0-2	.000	0-1	.000	0	1	1	0.1	2	0	0	2	0	0	2	0.2
Team											45	69	114				8					
Total.....		34	6875		851-1953	.436	310-860	.360	455-669	.680	373	966	1339	39.4	484	7	435	438	260	190	2467	72.6
Opponents.....		34	6875		814-2107	.386	216-669	.323	349-528	.661	417	839	1256	36.9	592	-	393	384	103	230	2193	64.5

TEAM STATISTICS	MS	OPP
SCORING	2467	2193
Points per game	72.6	64.5
Scoring margin	+8.1	-
FIELD GOALS-ATT	851-1953	814-2107
Field goal pct	.436	.386
3 POINT FG-ATT	310-860	216-669
3-point FG pct	.360	.323
3-pt FG made per game	9.1	6.4
FREE THROWS-ATT	455-669	349-528
Free throw pct	.680	.661
F-Throws made per game	13.4	10.3
REBOUNDS	1339	1256
Rebounds per game	39.4	36.9
Rebounding margin	+2.4	-
ASSISTS	435	393
Assists per game	12.8	11.6
TURNOVERS	438	384
Turnovers per game	12.9	11.3
Turnover margin	-1.6	-
Assist/turnover ratio	1.0	1.0
STEALS	190	230
Steals per game	5.6	6.8
BLOCKS	260	103
Blocks per game	7.6	3.0
ATTENDANCE	103015	190576
Home games-Avg/Game	15-6868	11-9513
Neutral site-Avg/Game	-	8-10741

Score by Periods	1st	2nd	OT	Totals
Mississippi State	1191	1247	29	2467
Opponents	1012	1155	26	2193

Date	Opponent		Score	Att.
11-13-09	RIDER	L	74-88	7241
11-19-09	SE LOUISIANA	W	82-67	4544
11-21-09	BETHUNE-COOKMAN	W	67-51	3721
11-24-09	TEXAS-PAN AMERICAN	W	75-50	3214
11-27-09	vs Richmond	L	62-63	585
11-28-09	vs Old Dominion	W	69-55	543
12-05-09	ST. BONAVENTURE	W	105-53	3344
12-10-09	vs DePaul	W	76-45	9353
12-12-09	vs UCLA	W	72-54	13043
12-16-09	WRIGHT STATE	W	80-69	4721
12-19-09	at Houston	W	70-64	3422
12-22-09	vs Centenary	W	88-51	5502
12-28-09	MISS. VALLEY STATE	W	73-45	5421
12/31/09	at San Diego	W	77-68	1630
01/04/10	at WKU	L	52-55	5925
* 01/09/10	at Ole Miss	W	80-75	9360
* 01-14-10	ARKANSAS	W	82-80	8339
* 01-16-10	UGA	W	72-69	7682
* 01/23/10	at Alabama	L	57-62	12336
* 01-28-10	at Arkansas	L	62-67	12803
* 01-30-10	LOUISIANA STATE	W	67-51	7247
* 2/3/10	at Vanderbilt	L	72-75	14316
* 2/6/10	at Florida	L	62-69	11660
* 02-11-10	OLE MISS	W	71-63	9401
* 02-13-10	AUBURN	Wot	85-75	8854
* 02-16-10	KENTUCKY	Lot	75-81	10788
* 02/20/10	at LSU	W	60-59	9434
* 02-24-10	ALABAMA	W	74-66	8477
* 2/27/10	at South Carolina	W	76-63	13834
* 03/03/10	at Auburn	L	80-89	9927
* 03-06-10	TENNESSEE	L	59-75	10021
03/12/10	vs Florida	W	75-69	16614
03/13/10	vs Vanderbilt	W	62-52	20207
03/14/10	vs Kentucky	Lot	74-75	20082

* = Conference game

2009-2010 Mississippi State Basketball
Mississippi State Overall/Conference Statistics (as of Mar 14, 2010)
All games

SUMMARY	Overall Statistics										Conference Statistics									
	gp-gs	min/g	fg%	3fg%	ft%	r/g	a/g	stl	blk	pts/g	gp-gs	min/g	fg%	3fg%	ft%	r/g	a/g	stl	blk	pts/g
Jarvis Varnado	34-34	31.8	.584	.000	.602	10.3	0.9	22	163	13.6	16-16	34.7	.523	.000	.551	10.4	0.9	9	74	12.7
Ravern Johnson	33-31	29.0	.487	.409	.641	3.4	0.6	14	16	13.5	15-13	28.7	.444	.326	.636	3.0	0.5	7	6	12.5
Dee Bost	34-34	34.9	.398	.353	.715	4.4	5.2	41	7	12.8	16-16	36.2	.425	.326	.694	4.1	5.3	18	4	14.9
Barry Stewart	34-34	34.5	.372	.352	.714	3.5	2.7	36	8	11.7	16-16	35.9	.351	.348	.733	3.4	2.8	27	4	11.9
Kodi Augustus	32-31	22.7	.397	.364	.784	5.6	0.8	15	31	8.9	16-16	23.1	.378	.306	.818	6.1	0.9	7	17	9.4
Phil Turner	34-3	20.5	.333	.273	.804	4.2	1.3	41	10	5.4	16-0	19.6	.324	.286	.828	3.6	1.1	18	5	5.1
Romero Osby	33-3	13.0	.469	.405	.634	2.6	0.7	5	10	4.5	16-3	14.4	.393	.250	.571	2.7	0.8	3	4	4.1
Riley Benock	34-0	11.4	.377	.348	.250	1.0	0.7	15	5	1.7	16-0	10.2	.250	.235	.333	1.1	0.6	5	2	0.9
Wendell Lewis	24-0	5.7	.484	.000	.500	1.4	0.0	0	5	1.4	8-0	2.0	.000	.000	.000	0.4	0.0	0	0	0.0
John Riek	10-0	3.7	.500	.000	.667	1.4	0.0	0	4	1.2	5-0	2.4	.500	.000	.000	0.4	0.0	0	1	0.4
Elgin Bailey	4-0	4.3	.000	.000	.200	0.0	0.0	0	1	0.3										
Taylor Luczak	12-0	1.5	.500	.500	.000	0.2	0.0	0	0	0.3	3-0	1.0	.000	.000	.000	0.0	0.0	0	0	0.0
Baxter Price	10-0	1.2	.333	.000	.000	0.2	0.0	1	0	0.2	1-0	1.0	.000	.000	.000	0.0	0.0	0	0	0.0
Charles Parker	11-0	1.4	.200	.000	.000	0.1	0.0	0	0	0.2	2-0	1.0	.000	.000	.000	0.0	0.0	0	0	0.0
Totals	34		.436	.360	.680	39.4	12.8	190	260	72.6	16		.409	.318	.683	37.9	12.8	94	117	70.9
Opponent	34		.386	.323	.661	36.9	11.6	230	103	64.5	16		.409	.308	.679	40.4	12.5	115	61	69.9

SCORING	Overall Statistics								Conference Statistics							
	fg-fga	fg%	3fg-fga	3fg%	ft-fta	ft%	pts	pts/g	fg-fga	fg%	3fg-fga	3fg%	ft-fta	ft%	pts	pts/g
Jarvis Varnado	173-296	.584	0-0	.000	115-191	.602	461	13.6	80-153	.523	0-0	.000	43-78	.551	203	12.7
Ravern Johnson	168-345	.487	83-203	.409	25-39	.641	444	13.5	72-162	.444	30-92	.326	14-22	.636	188	12.5
Dee Bost	139-349	.398	65-184	.353	93-130	.715	436	12.8	79-186	.425	31-95	.326	50-72	.694	239	14.9
Barry Stewart	130-349	.372	74-210	.352	65-91	.714	399	11.7	59-168	.351	39-112	.348	33-45	.733	190	11.9
Kodi Augustus	89-224	.397	32-88	.364	76-97	.784	286	8.9	45-119	.378	15-49	.306	45-55	.818	150	9.4
Phil Turner	57-171	.333	24-88	.273	45-56	.804	183	5.4	23-71	.324	12-42	.286	24-29	.828	82	5.1
Romero Osby	53-113	.469	15-37	.405	26-41	.634	147	4.5	24-61	.393	5-20	.250	12-21	.571	65	4.1
Riley Benock	20-53	.377	16-46	.348	1-4	.250	57	1.7	5-20	.250	4-17	.235	1-3	.333	15	0.9
Wendell Lewis	15-31	.484	0-0	.000	4-8	.500	34	1.4	0-5	.000	0-0	.000	0-0	.000	0	0.0
John Riek	4-8	.500	0-0	.000	4-6	.667	12	1.2	1-2	.500	0-0	.000	0-0	.000	2	0.4
Elgin Bailey	0-4	.000	0-0	.000	1-5	.200	1	0.3								
Taylor Luczak	1-2	.500	1-2	.500	0-0	.000	3	0.3	0-1	.000	0-1	.000	0-0	.000	0	0.0
Baxter Price	1-3	.333	0-0	.000	0-0	.000	2	0.2	0-0	.000	0-0	.000	0-0	.000	0	0.0
Charles Parker	1-5	.200	0-2	.000	0-1	.000	2	0.2	0-0	.000	0-0	.000	0-0	.000	0	0.0
Totals	851-1953	.436	310-860	.360	455-669	.680	2467	72.6	388-948	.409	136-428	.318	222-325	.683	1134	70.9
Opponent	814-2107	.386	216-669	.323	349-528	.661	2193	64.5	418-1022	.409	99-321	.308	184-271	.679	1119	69.9

TOTALS	Overall Statistics										Conference Statistics									
	o-reb	d-reb	total	pf	fo	a	to	a/to	hi	pts	o-reb	d-reb	total	pf	fo	a	to	a/to	hi	pts
Jarvis Varnado	97	254	351	84	2	29	66	0.4	23		48	118	166	43	2	15	36	0.4	19	
Ravern Johnson	26	87	113	44	1	21	42	0.5	29		14	31	45	25	1	7	16	0.4	20	
Dee Bost	17	132	149	65	1	178	113	1.6	32		8	57	65	34	0	85	59	1.4	32	
Barry Stewart	25	95	120	71	3	92	44	2.1	21		12	43	55	34	2	45	20	2.3	18	
Kodi Augustus	61	117	178	76	0	26	60	0.4	17		35	63	98	39	0	14	27	0.5	17	
Phil Turner	41	101	142	54	0	44	35	1.3	15		16	41	57	27	0	17	16	1.1	15	
Romero Osby	32	54	86	33	0	22	32	0.7	13		20	23	43	19	0	13	13	1.0	11	
Riley Benock	7	26	33	27	0	23	19	1.2	9		7	10	17	13	0	9	8	1.1	3	
Wendell Lewis	13	21	34	15	0	9	0	0.0	7		2	1	3	3	0	0	1	0.0	0	
John Riek	8	6	14	8	0	0	3	0.0	6		0	2	2	4	0	0	0	0.0	2	
Elgin Bailey	0	0	0	2	0	0	1	0.0	1											
Taylor Luczak	0	2	2	3	0	0	4	0.0	3		0	0	0	0	0	0	0	0.0	0	
Baxter Price	1	1	2	0	0	0	0	0.0	2		0	0	0	0	0	0	0	0.0	0	
Charles Parker	0	1	1	2	0	0	2	0.0	2		0	0	0	0	0	0	0	0.0	0	
Totals	373	966	1339	484	7	435	438	1.0	105		186	421	607	241	5	205	199	1.0	85	
Opponent	417	839	1256	592	-	393	384	1.0	89		222	424	646	272	-	200	187	1.1	89	

2009-2010 Mississippi State Basketball
Mississippi State Game-by-Game Highs (as of Mar 14, 2010)
All games

Opponent	Date	Score	Points	Rebounds	Assists	Steals	Blocked shots
RIDER	11-13-09	74-88	22-Jarvis Varnado	14-Jarvis Varnado	7-Dee Bost	1-Phil Turner Dee Bost	7-Jarvis Varnado
SE LOUISIANA	11-19-09	82-67	20-Jarvis Varnado	14-Phil Turner	4-Dee Bost	3-Jarvis Varnado	8-Jarvis Varnado
BETHUNE-COOKMAN	11-21-09	67-51	10-Dee Bost Barry Stewart Ravern Johnson Jarvis Varnado	10-Jarvis Varnado	4-Barry Stewart	2-Riley Benock Ravern Johnson Phil Turner Dee Bost	4-Jarvis Varnado
TEXAS-PAN AMERICAN	11-24-09	75-50	13-Dee Bost	15-Jarvis Varnado	4-Dee Bost	3-Phil Turner	8-Jarvis Varnado
vs Richmond	11-27-09	62-63	15-Ravern Johnson	9-Phil Turner	4-Dee Bost	None	1-Jarvis Varnado
vs Old Dominion	11-28-09	69-55	25-Dee Bost	7-Kodi Augustus	4-Dee Bost	2-Kodi Augustus	5-Jarvis Varnado
ST. BONAVENTURE	12-05-09	105-53	18-Ravern Johnson	8-Dee Bost Jarvis Varnado	7-Dee Bost Barry Stewart	3-Jarvis Varnado	4-Jarvis Varnado
vs DePaul	12-10-09	76-45	14-Ravern Johnson	14-Jarvis Varnado	5-Phil Turner	2-Phil Turner	3-Jarvis Varnado
vs UCLA	12-12-09	72-54	29-Ravern Johnson	11-Jarvis Varnado	7-Dee Bost	3-Phil Turner	7-Jarvis Varnado
WRIGHT STATE	12-16-09	80-69	21-Barry Stewart	8-Jarvis Varnado	11-Dee Bost	2-Kodi Augustus Barry Stewart	6-Jarvis Varnado
at Houston	12-19-09	70-64	15-Ravern Johnson Dee Bost	17-Jarvis Varnado	6-Dee Bost	2-Dee Bost	5-Jarvis Varnado
vs Centenary	12-22-09	88-51	20-Ravern Johnson	9-Jarvis Varnado	6-Dee Bost	2-Dee Bost Phil Turner	4-Jarvis Varnado
MISS. VALLEY STATE	12-28-09	73-45	22-Ravern Johnson	8-Phil Turner	7-Dee Bost	3-Dee Bost	7-Jarvis Varnado
at San Diego	12/31/09	77-68	23-Jarvis Varnado	17-Jarvis Varnado	4-Barry Stewart	2-Dee Bost	2-Jarvis Varnado
at WKU	01/04/10	52-55	17-Jarvis Varnado	12-Jarvis Varnado	5-Dee Bost	2-Jarvis Varnado	3-Jarvis Varnado
at Ole Miss	01/09/10	80-75	25-Dee Bost	12-Kodi Augustus Jarvis Varnado	6-Dee Bost	2-Ravern Johnson	6-Jarvis Varnado
ARKANSAS	01-14-10	82-80	20-Dee Bost	12-Jarvis Varnado	6-Dee Bost	2-Riley Benock	10-Jarvis Varnado
UGA	01-16-10	72-69	15-Dee Bost Phil Turner	14-Jarvis Varnado	7-Dee Bost	3-Phil Turner	6-Jarvis Varnado
at Alabama	01/23/10	57-62	13-Barry Stewart	8-Dee Bost Jarvis Varnado	2-Dee Bost Phil Turner	2-Phil Turner Barry Stewart	4-Jarvis Varnado
at Arkansas	01-28-10	62-67	19-Ravern Johnson	14-Jarvis Varnado	6-Dee Bost	1-Jarvis Varnado Riley Benock Barry Stewart	2-Jarvis Varnado Kodi Augustus
LOUISIANA STATE	01-30-10	67-51	15-Ravern Johnson	10-Jarvis Varnado	5-Dee Bost	2-Barry Stewart	4-Jarvis Varnado
at Vanderbilt	2/3/10	72-75	15-Kodi Augustus	14-Jarvis Varnado	4-Phil Turner	4-Barry Stewart	9-Jarvis Varnado
at Florida	2/6/10	62-69	20-Ravern Johnson	13-Jarvis Varnado	9-Dee Bost	3-Barry Stewart	1-Kodi Augustus Dee Bost Jarvis Varnado
OLE MISS	02-11-10	71-63	18-Ravern Johnson	11-Jarvis Varnado	5-Phil Turner	3-Phil Turner	4-Jarvis Varnado
AUBURN	02-13-10	85-75	32-Dee Bost	12-Jarvis Varnado	5-Barry Stewart	2-Phil Turner	5-Jarvis Varnado
KENTUCKY	02-16-10	75-81	22-Dee Bost	5-Jarvis Varnado Riley Benock Dee Bost Kodi Augustus	4-Romero Osby	5-Barry Stewart	2-Jarvis Varnado
at LSU	02/20/10	60-59	16-Ravern Johnson	6-Dee Bost Jarvis Varnado	9-Dee Bost	2-Dee Bost	7-Jarvis Varnado
ALABAMA	02-24-10	74-66	22-Dee Bost	10-Jarvis Varnado	5-Barry Stewart	3-Barry Stewart Dee Bost	8-Jarvis Varnado
at South Carolina	2/27/10	76-63	19-Jarvis Varnado	12-Jarvis Varnado	7-Dee Bost	3-Barry Stewart	1-Phil Turner Jarvis Varnado
at Auburn	03/03/10	80-89	25-Dee Bost	8-Kodi Augustus	8-Dee Bost	1-Dee Bost Kodi Augustus Ravern Johnson	3-Jarvis Varnado

2009-2010 Mississippi State Basketball
Mississippi State Game-by-Game Highs (as of Mar 14, 2010)
All games

Opponent	Date	Score	Points	Rebounds	Assists	Steals	Blocked shots
TENNESSEE	03-06-10	59-75	15-Kodi Augustus	6-Ravern Johnson Jarvis Varnado	6-Dee Bost	1-Jarvis Varnado Phil Turner Kodi Augustus Dee Bost	3-Kodi Augustus
vs Florida	03/12/10	75-69	17-Barry Stewart	6-Ravern Johnson	5-Dee Bost	2-Dee Bost Riley Benock	4-Jarvis Varnado
vs Vanderbilt	03/13/10	62-52	14-Barry Stewart	9-Jarvis Varnado	2-Barry Stewart Dee Bost Phil Turner	1-Kodi Augustus Barry Stewart	6-Jarvis Varnado
vs Kentucky	03/14/10	74-75	20-Ravern Johnson	10-Barry Stewart	5-Dee Bost	2-Jarvis Varnado Kodi Augustus	5-Jarvis Varnado

2009-2010 Mississippi State Basketball
Mississippi State Team Game-by-Game Comparison (as of Mar 14, 2010)
All games

Opponent	1st	2nd	Score	Mar	Total FG	FG Pct	3-Pointers	3FG Pct	Free Throws	FT Pct	Rebounds	Assist	T/Over	Block	Steal	Fouls
RIDER	42/44	32/44	74-88	(14)	26-62/30-59	.419/.508	10-27/10-16	.370/.625	12-19/18-28	.632/.643	37/38 (1)	15/14	12/6	9/2	2/5	20/19
SE LOUISIANA	41/29	41/38	82-67	+15	28-62/26-66	.452/.394	10-25/8-20	.400/.400	16-21/7-9	.762/.778	47/30 +17	12/12	13/11	10/7	9/5	9/19
BETHUNE-COOKMAN	31/24	36/27	67-51	+16	24-56/18-52	.429/.346	8-20/4-12	.400/.333	11-15/11-13	.733/.846	37/32 +5	13/9	13/15	9/4	8/9	8/15
TEXAS-PAN AMERICAN	42/33	33/17	75-50	+25	30-57/19-65	.526/.292	9-22/7-21	.409/.333	6-11/5-8	.545/.625	45/33 +12	9/7	16/11	14/2	8/6	12/15
Richmond	32/35	30/28	62-63	(1)	18-54/22-44	.333/.500	9-25/8-19	.360/.421	17-23/11-14	.739/.786	41/24 +17	10/16	13/13	1/1	0/5	15/22
Old Dominion	36/28	33/27	69-55	+14	21-45/22-58	.467/.379	9-23/5-18	.391/.278	18-23/6-8	.783/.750	33/33 -	12/14	11/10	5/0	3/5	10/23
ST. BONAVENTURE	56/22	49/31	105-53	+52	37-62/23-69	.597/.333	16-28/2-11	.571/.182	15-21/5-9	.714/.556	44/31 +13	25/7	11/12	10/4	7/5	14/18
DePaul	35/15	41/30	76-45	+31	24-55/18-64	.436/.281	12-29/5-18	.414/.278	16-22/4-10	.727/.400	49/36 +13	13/6	17/12	7/1	6/10	12/19
UCLA	40/19	32/35	72-54	+18	28-59/22-63	.475/.349	9-24/4-20	.375/.200	7-12/6-13	.583/.462	39/41 (2)	11/12	12/10	8/1	5/7	8/13
WRIGHT STATE	43/31	37/38	80-69	+11	29-46/23-66	.630/.348	12-25/14-36	.480/.389	10-14/9-10	.714/.900	34/28 +6	16/14	18/10	13/0	5/7	12/15
Houston	34/34	36/30	70-64	+6	22-57/24-77	.386/.312	8-22/10-31	.364/.323	18-30/6-14	.600/.429	59/39 +20	8/11	19/6	6/0	5/7	14/23
Centenary	46/27	42/24	88-51	+37	30-60/19-59	.500/.322	14-27/6-19	.519/.316	14-18/7-12	.778/.583	44/29 +15	20/10	10/11	9/4	5/7	12/14
MISS. VALLEY STATE	41/22	32/23	73-45	+28	24-61/19-62	.393/.306	12-33/4-19	.364/.211	13-20/3-8	.650/.375	44/45 (1)	16/6	4/13	12/1	10/1	10/16
San Diego	38/30	39/38	77-68	+9	26-48/22-57	.542/.386	6-14/6-17	.429/.353	19-26/18-25	.731/.720	35/29 +6	10/9	17/12	4/2	5/6	20/21
WKU	26/23	26/32	52-55	(3)	17-47/19-55	.362/.345	4-19/5-19	.211/.263	14-27/12-16	.519/.750	41/34 +7	7/10	18/13	5/2	4/9	18/21
Ole Miss	37/42	43/33	80-75	+5	24-57/29-72	.421/.403	10-22/9-23	.455/.391	22-33/8-13	.667/.615	46/39 +7	12/15	15/9	8/5	6/7	13/21
ARKANSAS	51/39	31/41	82-80	+2	27-57/31-76	.474/.408	8-17/8-18	.471/.444	20-30/10-14	.667/.714	42/37 +5	14/16	14/11	13/5	6/8	12/22
UGA	30/41	42/28	72-69	+3	24-58/30-70	.414/.429	8-31/2-14	.258/.143	16-25/7-9	.640/.778	33/47 (14)	12/11	11/15	10/3	9/7	9/17
Alabama	26/27	31/35	57-62	(5)	20-63/22-63	.317/.349	2-18/6-19	.111/.316	15-23/12-18	.652/.667	45/49 (4)	7/16	11/13	7/6	7/7	15/18
Arkansas	29/21	33/46	62-67	(5)	21-67/19-52	.313/.365	5-26/7-21	.192/.333	15-18/22-33	.833/.667	44/37 +7	8/10	15/11	8/3	3/7	22/16
LOUISIANA STATE	23/15	44/36	67-51	+16	21-50/18-53	.420/.340	7-22/5-15	.318/.333	18-26/10-14	.692/.714	36/34 +2	11/7	8/12	7/0	4/1	16/19
Vanderbilt	31/38	41/37	72-75	(3)	24-68/25-56	.353/.446	9-34/6-11	.265/.545	15-22/19-27	.682/.704	40/40 -	10/12	15/17	10/4	8/7	22/17
Florida	29/27	33/42	62-69	(7)	23-60/25-62	.383/.403	8-23/3-17	.348/.176	8-13/16-22	.615/.727	35/46 (11)	16/14	14/14	3/1	8/11	18/13
OLE MISS	33/29	38/34	71-63	+8	24-49/27-71	.490/.380	8-24/6-26	.333/.231	15-23/3-4	.652/.750	39/36 +3	16/11	17/10	7/4	8/13	9/21
AUBURN	35/38	39/36	85-75	+10	29-70/29-79	.414/.367	11-34/9-33	.324/.273	16-23/8-12	.696/.667	46/47 (1)	11/10	8/8	9/2	2/5	10/17
KENTUCKY	29/32	38/35	75-81	(6)	27-70/28-66	.386/.424	10-35/4-24	.286/.167	11-16/21-31	.688/.677	35/52 (17)	15/14	9/12	2/12	9/5	28/17
LSU	24/20	36/39	60-59	+1	22-50/23-63	.440/.365	10-29/7-19	.345/.368	6-6/6-9	.000/.667	33/36 (3)	16/15	14/9	9/2	4/7	11/10
ALABAMA	31/29	43/37	74-66	+8	26-56/26-61	.464/.426	9-27/6-13	.333/.462	13-19/8-13	.684/.615	34/38 (4)	16/7	15/14	12/5	9/8	13/19
South Carolina	35/28	41/35	76-63	+13	26-52/26-60	.500/.433	10-21/7-28	.476/.250	14-20/4-5	.700/.800	36/26 +10	12/11	10/9	2/3	4/7	10/13
Auburn	37/46	43/43	80-89	(9)	30-62/30-58	.484/.517	12-33/11-24	.364/.458	8-11/18-31	.727/.581	33/36 (3)	16/19	10/8	4/3	3/5	19/13
TENNESSEE	21/38	38/37	59-75	(16)	20-59/30-60	.339/.500	9-32/3-16	.281/.188	10-17/12-16	.588/.750	30/46 (16)	13/12	13/15	6/3	4/10	14/19
Florida	39/28	36/41	75-69	+6	28-49/24-56	.571/.429	10-20/9-24	.500/.375	9-11/12-19	.818/.632	23/34 (11)	13/9	12/12	6/2	5/7	17/12
Vanderbilt	33/27	29/25	62-52	+10	22-56/18-52	.393/.346	6-22/6-12	.273/.500	12-20/10-17	.600/.588	37/37 -	7/11	9/11	8/3	2/3	14/21
Kentucky	35/31	29/33	74-75	(1)	29-69/28-61	.420/.459	10-27/4-16	.370/.250	6-11/15-24	.545/.625	43/37 +6	13/16	14/9	7/6	7/11	18/14

Note: Game totals are displayed in the format TEAM/OPPONENT for each category

2009-2010 Mississippi State Basketball
Mississippi State Category Leaders (as of Mar 14, 2010)
All games

Points	G	Pts	Pts/G
Jarvis Varnado	34	461	13.6
Ravern Johnson	33	444	13.5
Dee Bost	34	436	12.8
Barry Stewart	34	399	11.7
Kodi Augustus	32	286	8.9
Phil Turner	34	183	5.4
Romero Osby	33	147	4.5
Riley Benock	34	57	1.7
Wendell Lewis	24	34	1.4
John Riek	10	12	1.2
Taylor Luczak	12	3	0.3
Charles Parker	11	2	0.2
Baxter Price	10	2	0.2

FG Percentage	FG	Att	Pct
Jarvis Varnado	173	296	.584
Taylor Luczak	1	2	.500
John Riek	4	8	.500
Ravern Johnson	168	345	.487
Wendell Lewis	15	31	.484
Romero Osby	53	113	.469
Dee Bost	139	349	.398
Kodi Augustus	89	224	.397
Riley Benock	20	53	.377
Barry Stewart	130	349	.372
Baxter Price	1	3	.333
Phil Turner	57	171	.333

3-Point Percentage	3FG	Att	Pct
Taylor Luczak	1	2	.500
Ravern Johnson	83	203	.409
Romero Osby	15	37	.405
Kodi Augustus	32	88	.364
Dee Bost	65	184	.353
Barry Stewart	74	210	.352
Riley Benock	16	46	.348
Phil Turner	24	88	.273
Charles Parker	0	2	.000

Free Throw Percent	FG	Att	Pct
Phil Turner	45	56	.804
Kodi Augustus	76	97	.784
Dee Bost	93	130	.715
Barry Stewart	65	91	.714
John Riek	4	6	.667
Ravern Johnson	25	39	.641
Romero Osby	26	41	.634
Jarvis Varnado	115	191	.602
Wendell Lewis	4	8	.500
Riley Benock	1	4	.250
Elgin Bailey	1	5	.200
Charles Parker	0	1	.000

Scoring Average	G	Pts	Avg/G
Jarvis Varnado	34	461	13.6
Ravern Johnson	33	444	13.5
Dee Bost	34	436	12.8
Barry Stewart	34	399	11.7
Kodi Augustus	32	286	8.9
Phil Turner	34	183	5.4
Romero Osby	33	147	4.5
Riley Benock	34	57	1.7
Wendell Lewis	24	34	1.4
John Riek	10	12	1.2
Taylor Luczak	12	3	0.3
Elgin Bailey	4	1	0.3

Field Goal Attempts	G	Att	Att/G
Dee Bost	34	349	10.3
Barry Stewart	34	349	10.3
Ravern Johnson	33	345	10.5
Jarvis Varnado	34	296	8.7
Kodi Augustus	32	224	7.0

Field Goals Made	G	Made	Made/G
Jarvis Varnado	34	173	5.1
Ravern Johnson	33	168	5.1
Dee Bost	34	139	4.1
Barry Stewart	34	130	3.8
Kodi Augustus	32	89	2.8

3-Point FG Attempts	G	Att	Att/G
Barry Stewart	34	210	6.2
Ravern Johnson	33	203	6.2
Dee Bost	34	184	5.4
Phil Turner	34	88	2.6
Kodi Augustus	32	88	2.8

3-Point FG Made	G	Made	Made/G
Ravern Johnson	33	83	2.5
Barry Stewart	34	74	2.2
Dee Bost	34	65	1.9
Kodi Augustus	32	32	1.0
Phil Turner	34	24	0.7

Free Throw Attempts	G	Att	Att/G
Jarvis Varnado	34	191	5.6
Dee Bost	34	130	3.8
Kodi Augustus	32	97	3.0
Barry Stewart	34	91	2.7
Phil Turner	34	56	1.6

Free Throws Made	G	Made	Made/G
Jarvis Varnado	34	115	3.4
Dee Bost	34	93	2.7
Kodi Augustus	32	76	2.4
Barry Stewart	34	65	1.9
Phil Turner	34	45	1.3

2009-2010 Mississippi State Basketball
Mississippi State Category Leaders (as of Mar 14, 2010)
All games

Rebounds	G	Reb	Reb/G
Jarvis Varnado	34	351	10.3
Kodi Augustus	32	178	5.6
Dee Bost	34	149	4.4
Phil Turner	34	142	4.2
Barry Stewart	34	120	3.5

Rebound Average	G	Reb	Avg/G
Jarvis Varnado	34	351	10.3
Kodi Augustus	32	178	5.6
Dee Bost	34	149	4.4
Phil Turner	34	142	4.2
Barry Stewart	34	120	3.5

Offensive Rebounds	G	No.	Avg/G
Jarvis Varnado	34	97	2.9
Kodi Augustus	32	61	1.9
Phil Turner	34	41	1.2
Romero Osby	33	32	1.0
Ravern Johnson	33	26	0.8

Defensive Rebounds	G	No.	Avg/G
Jarvis Varnado	34	254	7.5
Dee Bost	34	132	3.9
Kodi Augustus	32	117	3.7
Phil Turner	34	101	3.0
Barry Stewart	34	95	2.8

Fouls	G	No.	Per/G
Jarvis Varnado	34	84	2.5
Kodi Augustus	32	76	2.4
Barry Stewart	34	71	2.1
Dee Bost	34	65	1.9
Phil Turner	34	54	1.6

Foulsouts	G	No.
Barry Stewart	34	3
Jarvis Varnado	34	2
Ravern Johnson	33	1
Dee Bost	34	1

Assists	G	No.	Ast/G
Dee Bost	34	178	5.2
Barry Stewart	34	92	2.7
Phil Turner	34	44	1.3
Jarvis Varnado	34	29	0.9
Kodi Augustus	32	26	0.8

Steals	G	No.	Stl/G
Phil Turner	34	41	1.2
Dee Bost	34	41	1.2
Barry Stewart	34	36	1.1
Jarvis Varnado	34	22	0.6
Kodi Augustus	32	15	0.5
Riley Benock	34	15	0.4

Blocked Shots	G	No.	Blk/G
Jarvis Varnado	34	163	4.8
Kodi Augustus	32	31	1.0
Ravern Johnson	33	16	0.5
Phil Turner	34	10	0.3
Romero Osby	33	10	0.3

Minutes	G	No.	Min/G
Dee Bost	34	1188	34.9
Barry Stewart	34	1173	34.5
Jarvis Varnado	34	1082	31.8
Ravern Johnson	33	958	29.0
Kodi Augustus	32	726	22.7

Turnovers	G	No.	TO/G
Dee Bost	34	113	3.3
Jarvis Varnado	34	66	1.9
Kodi Augustus	32	60	1.9
Barry Stewart	34	44	1.3
Ravern Johnson	33	42	1.3

2009-2010 Mississippi State Basketball
Mississippi State Team High/Low Analysis (as of Mar 14, 2010)
All games

Mississippi State - TEAM GAME HIGHS

POINTS	105		ST. BONAVENTURE (12-05-09)
	88		vs Centenary (12-22-09)
	85		AUBURN (02-13-10)
	82		ARKANSAS (01-14-10)
	82		SE LOUISIANA (11-19-09)
FIELD GOALS MADE	37		ST. BONAVENTURE (12-05-09)
	30		at Auburn (03/03/10)
	30		vs Centenary (12-22-09)
	30		TEXAS-PAN AMERICAN (11-24-09)
FIELD GOAL ATTEMPTS	70		KENTUCKY (02-16-10)
	70		AUBURN (02-13-10)
FIELD GOAL PERCENTAGE	.630	(29-46)	WRIGHT STATE (12-16-09)
	.597	(37-62)	ST. BONAVENTURE (12-05-09)
3 PT FIELD GOALS MADE	16		ST. BONAVENTURE (12-05-09)
	14		vs Centenary (12-22-09)
3 PT FG ATTEMPTS	35		KENTUCKY (02-16-10)
	34		AUBURN (02-13-10)
	34		at Vanderbilt (2/3/10)
3 PT FG PERCENTAGE	.571	(16-28)	ST. BONAVENTURE (12-05-09)
	.519	(14-27)	vs Centenary (12-22-09)
FREE THROWS MADE	22		at Ole Miss (01/09/10)
	20		ARKANSAS (01-14-10)
FREE THROW ATTEMPTS	33		at Ole Miss (01/09/10)
	30		ARKANSAS (01-14-10)
	30		at Houston (12-19-09)
FREE THROW PERCENTAGE	1.000	(6-6)	at LSU (02/20/10)
	.833	(15-18)	at Arkansas (01-28-10)
REBOUNDS	59		at Houston (12-19-09)
	49		vs DePaul (12-10-09)
ASSISTS	25		ST. BONAVENTURE (12-05-09)
	20		vs Centenary (12-22-09)
STEALS	10		MISS. VALLEY STATE (12-28-09)
	9		ALABAMA (02-24-10)
	9		KENTUCKY (02-16-10)
	9		UGA (01-16-10)
	9		SE LOUISIANA (11-19-09)
BLOCKED SHOTS	14		TEXAS-PAN AMERICAN (11-24-09)
	13		ARKANSAS (01-14-10)
	13		WRIGHT STATE (12-16-09)
TURNOVERS	19		at Houston (12-19-09)
	18		at WKU (01/04/10)
	18		WRIGHT STATE (12-16-09)
FOULS	28		KENTUCKY (02-16-10)
	22		at Vanderbilt (2/3/10)
	22		at Arkansas (01-28-10)

2009-2010 Mississippi State Basketball
Mississippi State High/Low Analysis (as of Mar 14, 2010)
All games

Opponent - GAME HIGHS

POINTS	89		at Auburn (03/03/10)
	88		RIDER (11-13-09)
	81		KENTUCKY (02-16-10)
	80		ARKANSAS (01-14-10)
	75		vs Kentucky (03/14/10)
	75		TENNESSEE (03-06-10)
	75		AUBURN (02-13-10)
	75		at Vanderbilt (2/3/10)
	75		at Ole Miss (01/09/10)
FIELD GOALS MADE	31		ARKANSAS (01-14-10)
	30		TENNESSEE (03-06-10)
	30		at Auburn (03/03/10)
	30		UGA (01-16-10)
	30		RIDER (11-13-09)
FIELD GOAL ATTEMPTS	79		AUBURN (02-13-10)
	77		at Houston (12-19-09)
FIELD GOAL PERCENTAGE	.517	(30-58)	at Auburn (03/03/10)
	.508	(30-59)	RIDER (11-13-09)
3 PT FIELD GOALS MADE	14		WRIGHT STATE (12-16-09)
	11		at Auburn (03/03/10)
3 PT FG ATTEMPTS	36		WRIGHT STATE (12-16-09)
	33		AUBURN (02-13-10)
3 PT FG PERCENTAGE	.625	(10-16)	RIDER (11-13-09)
	.545	(6-11)	at Vanderbilt (2/3/10)
FREE THROWS MADE	22		at Arkansas (01-28-10)
	21		KENTUCKY (02-16-10)
FREE THROW ATTEMPTS	33		at Arkansas (01-28-10)
	31		at Auburn (03/03/10)
	31		KENTUCKY (02-16-10)
FREE THROW PERCENTAGE	.900	(9-10)	WRIGHT STATE (12-16-09)
	.846	(11-13)	BETHUNE-COOKMAN (11-21-09)
REBOUNDS	52		KENTUCKY (02-16-10)
	49		at Alabama (01/23/10)
ASSISTS	19		at Auburn (03/03/10)
	16		vs Kentucky (03/14/10)
	16		at Alabama (01/23/10)
	16		ARKANSAS (01-14-10)
	16		vs Richmond (11-27-09)
STEALS	13		OLE MISS (02-11-10)
	11		vs Kentucky (03/14/10)
	11		at Florida (2/6/10)
BLOCKED SHOTS	12		KENTUCKY (02-16-10)
	7		SE LOUISIANA (11-19-09)
TURNOVERS	17		at Vanderbilt (2/3/10)
	15		TENNESSEE (03-06-10)
	15		UGA (01-16-10)
	15		BETHUNE-COOKMAN (11-21-09)
FOULS	23		at Houston (12-19-09)
	23		vs Old Dominion (11-28-09)

2009-2010 Mississippi State Basketball
Mississippi State High/Low Analysis (as of Mar 14, 2010)
All games

Mississippi State - GAME LOWS

POINTS	52		at WKU (01/04/10)
	57		at Alabama (01/23/10)
	59		TENNESSEE (03-06-10)
	60		at LSU (02/20/10)
	62		vs Richmond (11-27-09)
	62		at Arkansas (01-28-10)
	62		at Florida (2/6/10)
	62		vs Vanderbilt (03/13/10)
FIELD GOALS MADE	17		at WKU (01/04/10)
	18		vs Richmond (11-27-09)
FIELD GOAL ATTEMPTS	45		vs Old Dominion (11-28-09)
	46		WRIGHT STATE (12-16-09)
FIELD GOAL PERCENTAGE	.313	(21-67)	at Arkansas (01-28-10)
	.317	(20-63)	at Alabama (01/23/10)
3 PT FIELD GOALS MADE	2		at Alabama (01/23/10)
	4		at WKU (01/04/10)
3 PT FG ATTEMPTS	14		at San Diego (12/31/09)
	17		ARKANSAS (01-14-10)
3 PT FG PERCENTAGE	.111	(2-18)	at Alabama (01/23/10)
	.192	(5-26)	at Arkansas (01-28-10)
FREE THROWS MADE	6		TEXAS-PAN AMERICAN (11-24-09)
	6		at LSU (02/20/10)
	6		vs Kentucky (03/14/10)
FREE THROW ATTEMPTS	6		at LSU (02/20/10)
	11		TEXAS-PAN AMERICAN (11-24-09)
	11		at Auburn (03/03/10)
	11		vs Florida (03/12/10)
	11		vs Kentucky (03/14/10)
FREE THROW PERCENTAGE	.519	(14-27)	at WKU (01/04/10)
	.545	(6-11)	TEXAS-PAN AMERICAN (11-24-09)
	.545	(6-11)	vs Kentucky (03/14/10)
REBOUNDS	23		vs Florida (03/12/10)
	30		TENNESSEE (03-06-10)
ASSISTS	7		at WKU (01/04/10)
	7		at Alabama (01/23/10)
	7		vs Vanderbilt (03/13/10)
STEALS	0		vs Richmond (11-27-09)
	2		RIDER (11-13-09)
	2		AUBURN (02-13-10)
	2		vs Vanderbilt (03/13/10)
BLOCKED SHOTS	1		vs Richmond (11-27-09)
	2		KENTUCKY (02-16-10)
	2		at South Carolina (2/27/10)
TURNOVERS	4		MISS. VALLEY STATE (12-28-09)
	8		LOUISIANA STATE (01-30-10)
	8		AUBURN (02-13-10)
FOULS	8		BETHUNE-COOKMAN (11-21-09)
	8		vs UCLA (12-12-09)

2009-2010 Mississippi State Basketball
Mississippi State High/Low Analysis (as of Mar 14, 2010)
All games

Opponent - GAME LOWS

POINTS	45		vs DePaul (12-10-09)
	45		MISS. VALLEY STATE (12-28-09)
	50		TEXAS-PAN AMERICAN (11-24-09)
	51		BETHUNE-COOKMAN (11-21-09)
	51		vs Centenary (12-22-09)
	51		LOUISIANA STATE (01-30-10)
FIELD GOALS MADE	18		BETHUNE-COOKMAN (11-21-09)
	18		vs DePaul (12-10-09)
	18		LOUISIANA STATE (01-30-10)
	18		vs Vanderbilt (03/13/10)
FIELD GOAL ATTEMPTS	44		vs Richmond (11-27-09)
	52		BETHUNE-COOKMAN (11-21-09)
	52		at Arkansas (01-28-10)
	52		vs Vanderbilt (03/13/10)
FIELD GOAL PERCENTAGE	.281	(18-64)	vs DePaul (12-10-09)
	.292	(19-65)	TEXAS-PAN AMERICAN (11-24-09)
3 PT FIELD GOALS MADE	2		ST. BONAVENTURE (12-05-09)
	2		UGA (01-16-10)
3 PT FG ATTEMPTS	11		ST. BONAVENTURE (12-05-09)
	11		at Vanderbilt (2/3/10)
3 PT FG PERCENTAGE	.143	(2-14)	UGA (01-16-10)
	.167	(4-24)	KENTUCKY (02-16-10)
FREE THROWS MADE	3		MISS. VALLEY STATE (12-28-09)
	3		OLE MISS (02-11-10)
FREE THROW ATTEMPTS	4		OLE MISS (02-11-10)
	5		at South Carolina (2/27/10)
FREE THROW PERCENTAGE	.375	(3-8)	MISS. VALLEY STATE (12-28-09)
	.400	(4-10)	vs DePaul (12-10-09)
REBOUNDS	24		vs Richmond (11-27-09)
	26		at South Carolina (2/27/10)
ASSISTS	6		vs DePaul (12-10-09)
	6		MISS. VALLEY STATE (12-28-09)
STEALS	1		MISS. VALLEY STATE (12-28-09)
	1		LOUISIANA STATE (01-30-10)
BLOCKED SHOTS	0		vs Old Dominion (11-28-09)
	0		WRIGHT STATE (12-16-09)
	0		at Houston (12-19-09)
	0		LOUISIANA STATE (01-30-10)
TURNOVERS	6		RIDER (11-13-09)
	6		at Houston (12-19-09)
FOULS	10		at LSU (02/20/10)
	12		vs Florida (03/12/10)

2009-2010 Mississippi State Basketball
Mississippi State Player High/Low Analysis (as of Mar 14, 2010)
All games

Mississippi State - INDIVIDUAL GAME HIGHS

Points	32		Dee Bost vs Auburn (02-13-10)
	29		Ravern Johnson vs UCLA (12-12-09)
	25		Dee Bost at Auburn (03/03/10)
	25		Dee Bost at Ole Miss (01/09/10)
	25		Dee Bost vs Old Dominion (11-28-09)
Field Goals Made	12		Ravern Johnson vs UCLA (12-12-09)
	11		Dee Bost vs Auburn (02-13-10)
Field Goal Att.	21		Dee Bost vs Kentucky (02-16-10)
	19		Dee Bost vs Auburn (02-13-10)
	19		Ravern Johnson at Arkansas (01-28-10)
FG Pct (min 5 made)	1.000	(8-8)	Jarvis Varnado vs Rider (11-13-09)
	1.000	(6-6)	Jarvis Varnado vs Wright State (12-16-09)
3-Point FG Made	7		Dee Bost vs Auburn (02-13-10)
	6		Dee Bost vs Old Dominion (11-28-09)
3-Point FG Att.	12		Dee Bost vs Auburn (02-13-10)
	12		Dee Bost at Vanderbilt (2/3/10)
3-Pt FG Pct (min 2 made)	1.000	(3-3)	Kodi Augustus at San Diego (12/31/09)
	1.000	(3-3)	Riley Benock vs Centenary (12-22-09)
	1.000	(2-2)	Romero Osby vs Florida (03/12/10)
	1.000	(2-2)	Romero Osby at Vanderbilt (2/3/10)
	1.000	(2-2)	Phil Turner vs Louisiana State (01-30-10)
	1.000	(2-2)	Romero Osby vs Wright State (12-16-09)
Free Throws Made	9		Dee Bost at Ole Miss (01/09/10)
	9		Dee Bost at WKU (01/04/10)
Free Throw Att.	17		Jarvis Varnado at Houston (12-19-09)
	12		Dee Bost at Ole Miss (01/09/10)
FT Pct (min 3 made)	1.000	(8-8)	Kodi Augustus vs Old Dominion (11-28-09)
	1.000	(8-8)	Kodi Augustus vs Richmond (11-27-09)
	1.000	(7-7)	Jarvis Varnado at San Diego (12/31/09)
	1.000	(5-5)	Dee Bost vs Alabama (02-24-10)
	1.000	(5-5)	Dee Bost at Houston (12-19-09)
	1.000	(4-4)	Kodi Augustus vs Tennessee (03-06-10)
	1.000	(4-4)	Barry Stewart at Auburn (03/03/10)
	1.000	(4-4)	Phil Turner vs Auburn (02-13-10)
	1.000	(4-4)	Kodi Augustus vs Ole Miss (02-11-10)
	1.000	(4-4)	Jarvis Varnado at Vanderbilt (2/3/10)
	1.000	(4-4)	Phil Turner vs UGA (01-16-10)
	1.000	(4-4)	Kodi Augustus at Ole Miss (01/09/10)
	1.000	(4-4)	Phil Turner vs Miss. Valley State (12-28-09)
	1.000	(4-4)	Jarvis Varnado vs Miss. Valley State (12-28-09)
	1.000	(4-4)	Jarvis Varnado vs Centenary (12-22-09)
	1.000	(4-4)	Romero Osby vs DePaul (12-10-09)
	1.000	(4-4)	Jarvis Varnado vs Richmond (11-27-09)
	1.000	(4-4)	Dee Bost vs Bethune-Cookman (11-21-09)
	1.000	(4-4)	Barry Stewart vs SE Louisiana (11-19-09)
	1.000	(3-3)	Barry Stewart vs Kentucky (02-16-10)
	1.000	(3-3)	Dee Bost vs Auburn (02-13-10)
	1.000	(3-3)	Ravern Johnson vs Centenary (12-22-09)
	1.000	(3-3)	Kodi Augustus vs DePaul (12-10-09)
	1.000	(3-3)	Barry Stewart vs Old Dominion (11-28-09)
	1.000	(3-3)	Dee Bost vs Texas-Pan American (11-24-09)
Rebounds	17		Jarvis Varnado at San Diego (12/31/09)
	17		Jarvis Varnado at Houston (12-19-09)

Assists	11	Dee Bost vs Wright State (12-16-09)
	9	Dee Bost at LSU (02/20/10)
	9	Dee Bost at Florida (2/6/10)
Steals	5	Barry Stewart vs Kentucky (02-16-10)
	4	Barry Stewart at Vanderbilt (2/3/10)
Blocked Shots	10	Jarvis Varnado vs Arkansas (01-14-10)
	9	Jarvis Varnado at Vanderbilt (2/3/10)
Turnovers	7	Dee Bost at Houston (12-19-09)
	6	Dee Bost at Vanderbilt (2/3/10)
	6	Dee Bost at Arkansas (01-28-10)
Fouls	5	Barry Stewart vs Kentucky (03/14/10)
	5	Jarvis Varnado vs Kentucky (02-16-10)
	5	Barry Stewart vs Kentucky (02-16-10)
	5	Ravern Johnson at Vanderbilt (2/3/10)
	5	Barry Stewart at Arkansas (01-28-10)
	5	Jarvis Varnado at Alabama (01/23/10)
	5	Dee Bost vs Rider (11-13-09)

2009-2010 Mississippi State Basketball
Mississippi State Opponent High/Low Analysis (as of Mar 14, 2010)
All games

OPPONENT INDIVIDUAL GAME HIGHS

Points	35		Courtney Fortson at Arkansas (01-28-10)
	31		JOHNSON, Brandon at San Diego (12/31/09)
	28		COLEMAN, Aubrey at Houston (12-19-09)
	26		Tasmin Mitchell vs Louisiana State (01-30-10)
	25		Tasmin Mitchell at LSU (02/20/10)
	25		Marshawn Powell vs Arkansas (01-14-10)
Field Goals Made	10		Macklin, Vernon at Florida (2/6/10)
	10		Tasmin Mitchell vs Louisiana State (01-30-10)
	10		Marshawn Powell vs Arkansas (01-14-10)
	10		COLEMAN, Aubrey at Houston (12-19-09)
	10		Mike Ringgold vs Rider (11-13-09)
Field Goal Att.	31		COLEMAN, Aubrey at Houston (12-19-09)
	26		Courtney Fortson vs Arkansas (01-14-10)
FG Pct (min 5 made)	.833	(5-6)	Albert Jackson vs UGA (01-16-10)
	.778	(7-9)	Brendon Knox at Auburn (03/03/10)
3-Point FG Made	6		Tay Waller at Auburn (03/03/10)
	6		Troy Tabler vs Wright State (12-16-09)
3-Point FG Att.	12		Troy Tabler vs Wright State (12-16-09)
	11		Tay Waller at Auburn (03/03/10)
	11		Galloway, Ramon at South Carolina (2/27/10)
	11		Tay Waller vs Auburn (02-13-10)
3-Pt FG Pct (min 2 made)	1.000	(2-2)	Marcus Britt vs Arkansas (01-14-10)
	1.000	(2-2)	LEWIS, Chris at San Diego (12/31/09)
	1.000	(2-2)	HARPER, Justin vs Richmond (11-27-09)
	1.000	(2-2)	Novar Gadson vs Rider (11-13-09)
	1.000	(2-2)	Justin Robinson vs Rider (11-13-09)
Free Throws Made	14		Courtney Fortson at Arkansas (01-28-10)
	12		JOHNSON, Brandon at San Diego (12/31/09)
Free Throw Att.	18		Courtney Fortson at Arkansas (01-28-10)
	15		JOHNSON, Brandon at San Diego (12/31/09)
FT Pct (min 3 made)	1.000	(9-9)	Sally, Anthony at WKU (01/04/10)
	1.000	(6-6)	Tasmin Mitchell vs Louisiana State (01-30-10)
	1.000	(5-5)	TAYLOR, Jeffery vs Vanderbilt (03/13/10)
	1.000	(5-5)	BUTLER, Ryan vs Richmond (11-27-09)
	1.000	(4-4)	Bobby Maze vs Tennessee (03-06-10)
	1.000	(4-4)	Patrick Patterson vs Kentucky (02-16-10)
	1.000	(4-4)	Lucas Hargrove vs Auburn (02-13-10)
	1.000	(4-4)	Torrance, Mikhail at Alabama (01/23/10)
	1.000	(4-4)	ADAMS, TYREL vs Bethune-Cookman (11-21-09)
	1.000	(4-4)	Jhamar Youngblood vs Rider (11-13-09)
	1.000	(3-3)	BIZOUKAS, Michael vs DePaul (12-10-09)
Rebounds	15		Travis Leslie vs UGA (01-16-10)
	14		DeMarcus Cousins vs Kentucky (02-16-10)
	14		Shannon Behling vs Miss. Valley State (12-28-09)
Assists	9		John Wall vs Kentucky (03/14/10)
	8		DeWayne Reed at Auburn (03/03/10)
	8		John Wall vs Kentucky (02-16-10)
Steals	5		John Wall vs Kentucky (03/14/10)
	4		Holloway, Murphy vs Ole Miss (02-11-10)
	4		Boynton, Kenny at Florida (2/6/10)
	4		Travis Leslie vs UGA (01-16-10)
	4		Graham, Zach at Ole Miss (01/09/10)
	4		JOHNSON, Brandon at San Diego (12/31/09)

Blocked Shots	3	Hines, Chris vs Alabama (02-24-10)
	3	Patrick Patterson vs Kentucky (02-16-10)
	3	Green, JaMychal at Alabama (01/23/10)
	3	Marquise Simmons vs St. Bonaventure (12-05-09)
Turnovers	3	Patrick Sullivan vs SE Louisiana (11-19-09)
	5	Downey, Devan at South Carolina (2/27/10)
	5	Walker, Erving at Florida (2/6/10)
	5	Courtney Fortson at Arkansas (01-28-10)
Fouls	5	Trey Thompson vs UGA (01-16-10)
	5	Milosevic, Nemanja at WKU (01/04/10)
	5	WALKER, Andre vs Vanderbilt (03/13/10)
	5	Green, JaMychal vs Alabama (02-24-10)
	5	Brendon Knox vs Auburn (02-13-10)
	5	Henry, Terrance vs Ole Miss (02-11-10)
	5	Marcus Britt vs Arkansas (01-14-10)
	5	Cranston, DeAundre at Ole Miss (01/09/10)
	5	Evans, Jeremy at WKU (01/04/10)
	5	MAFRA, Roberto at San Diego (12/31/09)
	5	BROUGHTON, Kahmell at Houston (12-19-09)
	5	Marquise Simmons vs St. Bonaventure (12-05-09)
	5	GARRETT, Darrius vs Richmond (11-27-09)
	5	Jermaine Jackson vs Rider (11-13-09)

2009-2010 Mississippi State Basketball
Mississippi State Individual Game-by-Game (as of Mar 14, 2010)
All games

#02 Ravern Johnson

Opponent	Date	gs	min	Total		3-Pointers		Free throws		Rebounds				pf	a	t/o	blk	stl	pts	avg	
				fg-fga	pct	3fg-fga	pct	ft-fga	pct	off	def	tot	avg								
RIDER	11-13-09	*	29	4-11	.364	2-8	.250	0-0	.000	0	1	1	1.0	1	1	0	0	0	10	10.0	
SE LOUISIANA	11-19-09	*	31	7-13	.538	3-6	.500	0-0	.000	1	2	3	2.0	2	0	1	0	1	17	13.5	
BETHUNE-COOKMAN	11-21-09	*	26	4-10	.400	2-6	.333	0-0	.000	0	2	2	2.0	0	0	1	1	2	10	12.3	
TEXAS-PAN AMERICAN	11-24-09	*	25	4-8	.500	2-5	.400	1-1	1.000	1	2	3	2.3	4	0	5	2	1	11	12.0	
vs Richmond	11-27-09	*	31	6-11	.545	3-6	.500	0-0	.000	3	3	6	3.0	1	1	0	0	0	15	12.6	
vs Old Dominion	11-28-09	*	26	2-6	.333	2-5	.400	0-0	.000	0	3	3	3.0	0	3	2	0	0	6	11.5	
ST. BONAVENTURE	12-05-09	*	24	7-11	.636	4-6	.667	0-0	.000	0	5	5	3.3	0	3	0	0	0	18	12.4	
vs DePaul	12-10-09	*	22	5-8	.625	4-6	.667	0-0	.000	0	3	3	3.3	2	0	2	1	0	14	12.6	
vs UCLA	12-12-09	*	31	12-15	.800	5-8	.625	0-0	.000	1	6	7	3.7	0	0	1	0	0	29	14.4	
WRIGHT STATE	12-16-09	*	32	5-7	.714	3-4	.750	0-0	.000	0	5	5	3.8	1	1	2	0	0	13	14.3	
at Houston	12-19-09	*	38	5-14	.357	3-10	.300	2-2	1.000	1	3	4	3.8	1	1	2	0	0	15	14.4	
vs Centenary	12-22-09	*	23	6-11	.545	5-8	.625	3-3	1.000	0	3	3	3.8	0	0	1	2	0	20	14.8	
MISS. VALLEY STATE	12-28-09	*	29	8-15	.533	5-10	.500	1-3	.333	1	3	4	3.8	0	0	0	2	1	22	15.4	
at San Diego	12/31/09	*	37	3-5	.600	2-3	.667	2-4	.500	0	3	3	3.7	0	0	1	1	1	10	15.0	
at WKU	01/04/10	*	34	3-10	.300	2-6	.333	0-2	.000	2	4	6	3.9	3	0	3	1	0	8	14.5	
at Ole Miss	01/09/10	*	30	5-9	.556	3-5	.600	2-4	.500	1	0	1	3.7	1	1	0	1	2	15	14.6	
ARKANSAS	01-14-10	*	23	4-6	.667	3-5	.600	0-0	.000	0	2	2	3.6	2	0	0	0	0	11	14.4	
UGA	01-16-10	*	30	2-11	.182	1-8	.125	2-4	.500	0	2	2	3.5	2	0	2	2	1	7	13.9	
at Alabama	01/23/10	*	26	4-9	.444	0-2	.000	2-3	.667	2	3	5	3.6	1	0	0	0	0	10	13.7	
at Arkansas	01-28-10	*	34	9-19	.474	1-8	.125	0-0	.000	0	8	8	3.8	3	0	2	1	0	19	14.0	
LOUISIANA STATE	01-30-10	*	24	6-11	.545	1-4	.250	2-3	.667	1	1	2	3.7	3	0	0	1	0	15	14.0	
at Vanderbilt	2/3/10	*	20	2-7	.286	2-6	.333	0-0	.000	0	0	0	3.5	5	2	1	0	0	6	13.7	
at Florida	2/6/10	*	35	8-11	.727	2-4	.500	2-2	1.000	1	4	5	3.6	1	1	1	0	1	20	14.0	
OLE MISS	02-11-10	*	26	7-13	.538	4-7	.571	0-2	.000	1	1	2	3.5	1	0	2	1	2	18	14.1	
AUBURN	02-13-10	*	21	1-6	.167	1-5	.200	0-0	.000	0	0	0	3.4	0	0	1	0	0	3	13.7	
at LSU	02/20/10		26	5-11	.455	4-10	.400	2-2	1.000	1	1	2	3.3	2	0	2	0	0	16	13.8	
ALABAMA	02-24-10		29	5-11	.455	2-7	.286	0-0	.000	1	1	2	3.3	3	1	2	0	0	12	13.7	
at South Carolina	2/27/10	*	37	5-11	.455	3-8	.375	2-2	1.000	1	4	5	3.4	0	0	0	0	0	15	13.8	
at Auburn	03/03/10	*	37	7-16	.438	2-8	.250	0-0	.000	2	1	3	3.3	1	1	2	0	1	16	13.8	
TENNESSEE	03-06-10	*	33	2-11	.182	1-5	.200	0-0	.000	3	3	6	3.4	0	1	1	0	0	5	13.5	
vs Florida	03/12/10	*	26	4-7	.571	2-4	.500	2-2	1.000	1	5	6	3.5	2	0	2	0	0	12	13.5	
vs Vanderbilt	03/13/10	*	25	3-6	.500	0-2	.000	0-0	.000	0	1	1	3.4	2	1	1	0	0	6	13.3	
vs Kentucky	03/14/10	*	38	8-15	.533	4-8	.500	0-0	.000	1	2	3	3.4	0	3	2	0	1	20	13.5	
Totals			31	958	168-345	.487	83-203	.409	25-39	.641	26	87	113	3.4	44	21	42	16	14	444	13.5

Games played: 33
Minutes/game: 29.0
Points/game: 13.5
FG Pct: 48.7
3FG Pct: 40.9
FT Pct: 64.1

Rebounds/game: 3.4
Assists/game: 0.6
Turnovers/game: 1.3
Assist/turnover ratio: 0.5
Steals/game: 0.4
Blocks/game: 0.5

2009-2010 Mississippi State Basketball
Mississippi State Individual Game-by-Game (as of Mar 14, 2010)
All games

#03 Dee Bost

Opponent	Date	gs	min	Total		3-Pointers		Free throws		Rebounds				pf	a	t/o	blk	stl	pts	avg	
				fg-fga	pct	3fg-fga	pct	ft-fta	pct	off	def	tot	avg								
RIDER	11-13-09	*	39	3-11	.273	3-6	.500	5-6	.833	1	1	2	2.0	5	7	2	0	1	14	14.0	
SE LOUISIANA	11-19-09	*	32	3-5	.600	2-3	.667	2-5	.400	0	5	5	3.5	1	4	3	0	1	10	12.0	
BETHUNE-COOKMAN	11-21-09	*	31	2-7	.286	2-4	.500	4-4	1.000	1	3	4	3.7	0	2	5	0	2	10	11.3	
TEXAS-PAN AMERICAN	11-24-09	*	30	4-10	.400	2-6	.333	3-3	1.000	0	6	6	4.3	1	4	4	0	2	13	11.8	
vs Richmond	11-27-09	*	35	1-7	.143	1-5	.200	2-4	.500	0	3	3	4.0	3	4	2	0	0	5	10.4	
vs Old Dominion	11-28-09	*	37	8-13	.615	6-9	.667	3-4	.750	0	4	4	4.0	0	4	1	0	1	25	12.8	
ST. BONAVENTURE	12-05-09	*	24	6-9	.667	5-7	.714	0-0	.000	1	7	8	4.6	4	7	1	0	1	17	13.4	
vs DePaul	12-10-09	*	30	1-6	.167	1-4	.250	1-2	.500	0	3	3	4.4	2	4	5	1	1	4	12.3	
vs UCLA	12-12-09	*	34	0-6	.000	0-4	.000	2-2	1.000	1	5	6	4.6	1	7	3	0	1	2	11.1	
WRIGHT STATE	12-16-09	*	33	3-9	.333	1-5	.200	0-0	.000	0	6	6	4.7	1	11	4	0	0	7	10.7	
at Houston	12-19-09	*	38	4-9	.444	2-4	.500	5-5	1.000	0	6	6	4.8	0	6	7	0	2	15	11.1	
vs Centenary	12-22-09	*	27	4-7	.571	2-4	.500	0-0	.000	0	6	6	4.9	1	6	2	1	2	10	11.0	
MISS. VALLEY STATE	12-28-09	*	36	2-12	.167	1-7	.143	0-0	.000	1	4	5	4.9	1	7	1	0	3	5	10.5	
at San Diego	12/31/09	*	36	3-10	.300	0-2	.000	4-6	.667	0	3	3	4.8	3	3	4	1	2	10	10.5	
at WKU	01/04/10	*	35	2-7	.286	0-3	.000	9-11	.818	1	5	6	4.9	3	5	0	0	1	13	10.7	
at Ole Miss	01/09/10	*	37	7-13	.538	2-5	.400	9-12	.750	0	2	2	4.7	2	6	5	0	1	25	11.6	
ARKANSAS	01-14-10	*	35	6-15	.400	2-5	.400	6-11	.545	1	6	7	4.8	0	6	5	1	1	20	12.1	
UGA	01-16-10	*	38	6-14	.429	0-4	.000	3-5	.600	0	4	4	4.8	1	7	2	0	2	15	12.2	
at Alabama	01/23/10	*	36	3-13	.231	0-4	.000	4-8	.500	1	7	8	4.9	2	2	5	0	0	10	12.1	
at Arkansas	01-28-10	*	37	2-10	.200	0-2	.000	4-5	.800	1	0	1	4.8	4	6	6	1	0	8	11.9	
LOUISIANA STATE	01-30-10	*	29	1-4	.250	0-3	.000	0-0	.000	1	3	4	4.7	0	5	2	0	1	2	11.4	
at Vanderbilt	2/3/10	*	34	3-14	.214	3-12	.250	3-4	.750	1	1	2	4.6	3	1	6	0	1	12	11.5	
at Florida	2/6/10	*	35	2-6	.333	1-4	.250	0-0	.000	0	0	0	4.4	4	9	2	1	1	5	11.2	
OLE MISS	02-11-10	*	33	3-7	.429	1-5	.200	4-5	.800	0	4	4	4.4	1	3	5	0	2	11	11.2	
AUBURN	02-13-10	*	40	11-19	.579	7-12	.583	3-3	1.000	0	9	9	4.6	0	4	1	1	0	32	12.0	
KENTUCKY	02-16-10	*	43	9-21	.429	2-10	.200	2-4	.500	0	5	5	4.6	4	3	2	0	2	22	12.4	
at LSU	02/20/10	*	36	3-7	.429	2-4	.500	0-0	.000	1	5	6	4.6	1	9	4	0	2	8	12.2	
ALABAMA	02-24-10	*	34	7-9	.778	3-4	.750	5-5	1.000	0	3	3	4.6	3	3	5	0	3	22	12.6	
at South Carolina	2/27/10	*	38	4-10	.400	1-4	.250	2-2	1.000	0	2	2	4.5	1	7	2	0	0	11	12.5	
at Auburn	03/03/10	*	39	8-13	.615	5-9	.556	4-7	.571	0	3	3	4.4	4	8	4	0	1	25	12.9	
TENNESSEE	03-06-10	*	35	4-11	.364	2-8	.250	1-1	1.000	2	3	5	4.5	4	6	3	0	1	11	12.9	
vs Florida	03/12/10	*	36	4-8	.500	2-4	.500	0-0	.000	0	2	2	4.4	2	5	4	0	2	10	12.8	
vs Vanderbilt	03/13/10	*	36	4-12	.333	2-6	.333	1-1	1.000	0	3	3	4.3	0	2	3	0	0	11	12.7	
vs Kentucky	03/14/10	*	40	6-15	.400	2-6	.333	2-5	.400	3	3	6	4.4	3	5	3	0	1	16	12.8	
Totals			34	1188	139-349	.398	65-184	.353	93-130	.715	17	132	149	4.4	65	178	113	7	41	436	12.8

Games played: 34
Minutes/game: 34.9
Points/game: 12.8
FG Pct: 39.8
3FG Pct: 35.3
FT Pct: 71.5

Rebounds/game: 4.4
Assists/game: 5.2
Turnovers/game: 3.3
Assist/turnover ratio: 1.6
Steals/game: 1.2
Blocks/game: 0.2

2009-2010 Mississippi State Basketball
Mississippi State Individual Game-by-Game (as of Mar 14, 2010)
All games

#05 Romero Osby

Opponent	Date	gs	min	Total		3-Pointers		Free throws		Rebounds				pf	a	t/o	blk	stl	pts	avg
				fg-fga	pct	3fg-fga	pct	ft-fta	pct	off	def	tot	avg							
RIDER	11-13-09		11	2-3	.667	0-0	.000	0-0	.000	1	2	3	3.0	1	0	1	1	0	4	4.0
SE LOUISIANA	11-19-09		13	2-5	.400	1-2	.500	0-0	.000	2	2	4	3.5	1	1	2	0	0	5	4.5
BETHUNE-COOKMAN	11-21-09		24	2-6	.333	0-2	.000	3-4	.750	1	5	6	4.3	1	3	1	2	0	7	5.3
TEXAS-PAN AMERICAN	11-24-09		15	3-6	.500	1-2	.500	1-1	1.000	1	1	2	3.8	1	2	1	0	0	8	6.0
vs Richmond	11-27-09		8	1-1	1.000	0-0	.000	2-4	.500	1	0	1	3.2	1	0	1	0	0	4	5.6
vs Old Dominion	11-28-09		14	0-1	.000	0-0	.000	1-2	.500	0	1	1	2.8	2	0	1	0	0	1	4.8
ST. BONAVENTURE	12-05-09		17	2-3	.667	0-0	.000	1-3	.333	1	4	5	3.1	1	0	3	1	2	5	4.9
vs DePaul	12-10-09		17	4-9	.444	1-3	.333	4-4	1.000	2	5	7	3.6	0	1	0	0	0	13	5.9
vs UCLA	12-12-09		8	1-1	1.000	0-0	.000	0-0	.000	0	2	2	3.4	0	0	2	0	0	2	5.4
WRIGHT STATE	12-16-09		9	4-4	1.000	2-2	1.000	0-0	.000	0	2	2	3.3	0	0	4	1	0	10	5.9
at Houston	12-19-09		2	0-0	.000	0-0	.000	0-0	.000	0	1	1	3.1	1	0	1	0	0	0	5.4
vs Centenary	12-22-09		17	3-5	.600	2-3	.667	0-0	.000	1	1	2	3.0	2	0	0	0	0	8	5.6
at San Diego	12/31/09		3	0-0	.000	0-0	.000	2-2	1.000	0	2	2	2.9	0	0	0	0	0	2	5.3
at WKU	01/04/10		6	0-0	.000	0-0	.000	0-0	.000	0	1	1	2.8	2	0	2	0	0	0	4.9
at Ole Miss	01/09/10		10	2-4	.500	1-2	.500	0-0	.000	1	2	3	2.8	1	0	1	0	0	5	4.9
ARKANSAS	01-14-10		17	3-4	.750	0-0	.000	3-5	.600	2	0	2	2.8	3	2	0	0	0	9	5.2
UGA	01-16-10		10	1-3	.333	1-3	.333	0-0	.000	1	1	2	2.7	0	0	1	0	0	3	5.1
at Alabama	01/23/10		14	2-8	.250	0-1	.000	0-0	.000	4	3	7	2.9	1	0	2	0	1	4	5.0
at Arkansas	01-28-10		7	0-1	.000	0-1	.000	0-0	.000	0	1	1	2.8	0	0	1	0	0	0	4.7
LOUISIANA STATE	01-30-10		15	2-5	.400	1-3	.333	0-0	.000	1	3	4	2.9	1	2	1	0	0	5	4.8
at Vanderbilt	2/3/10		18	3-3	1.000	2-2	1.000	0-2	.000	1	4	5	3.0	3	1	1	0	0	8	4.9
at Florida	2/6/10		8	0-3	.000	0-1	.000	0-0	.000	0	1	1	2.9	1	0	0	0	0	0	4.7
OLE MISS	02-11-10		13	3-5	.600	0-1	.000	3-4	.750	1	1	2	2.9	1	0	0	1	0	9	4.9
AUBURN	02-13-10		24	3-7	.429	0-1	.000	5-6	.833	0	1	1	2.8	1	0	0	0	0	11	5.1
KENTUCKY	02-16-10	*	38	2-6	.333	0-2	.000	1-2	.500	3	0	3	2.8	4	4	4	0	1	5	5.1
at LSU	02/20/10	*	14	1-4	.250	0-1	.000	0-0	.000	2	3	5	2.9	0	1	1	0	0	2	5.0
ALABAMA	02-24-10	*	16	0-3	.000	0-1	.000	0-0	.000	1	2	3	2.9	0	3	1	2	1	0	4.8
at South Carolina	2/27/10		3	0-0	.000	0-0	.000	0-2	.000	1	0	1	2.8	0	0	0	0	0	0	4.6
at Auburn	03/03/10		16	1-3	.333	0-1	.000	0-0	.000	2	1	3	2.8	3	0	0	0	0	2	4.6
TENNESSEE	03-06-10		7	1-2	.500	0-0	.000	0-0	.000	0	0	0	2.7	0	0	0	1	0	2	4.5
vs Florida	03/12/10		13	3-4	.750	2-2	1.000	0-0	.000	1	1	2	2.7	0	2	0	1	0	8	4.6
vs Vanderbilt	03/13/10		14	2-3	.667	1-1	1.000	0-0	.000	1	1	2	2.7	1	0	0	0	0	5	4.6
vs Kentucky	03/14/10		7	0-1	.000	0-0	.000	0-0	.000	0	0	0	2.6	0	0	0	0	0	0	4.5
Totals		3	428	53-113	.469	15-37	.405	26-41	.634	32	54	86	2.6	33	22	32	10	5	147	4.5

Games played: 33
Minutes/game: 13.0
Points/game: 4.5
FG Pct: 46.9
3FG Pct: 40.5
FT Pct: 63.4

Rebounds/game: 2.6
Assists/game: 0.7
Turnovers/game: 1.0
Assist/turnover ratio: 0.7
Steals/game: 0.2
Blocks/game: 0.3

2009-2010 Mississippi State Basketball
Mississippi State Individual Game-by-Game (as of Mar 14, 2010)
All games

#12 Charles Parker

Opponent	Date	gs	min	Total		3-Pointers		Free throws		Rebounds				pf	a	t/o	blk	stl	pts	avg
				fg-fga	pct	3fg-fga	pct	ft-fa	pct	off	def	tot	avg							
SE LOUISIANA	11-19-09		1	0-0	.000	0-0	.000	0-0	.000	0	0	0	0.0	0	0	0	0	0	0	0.0
BETHUNE-COOKMAN	11-21-09		1	0-1	.000	0-0	.000	0-0	.000	0	0	0	0.0	1	0	1	0	0	0	0.0
TEXAS-PAN AMERICAN	11-24-09		1	1-1	1.000	0-0	.000	0-0	.000	0	0	0	0.0	0	0	0	0	0	2	0.7
ST. BONAVENTURE	12-05-09		3	0-2	.000	0-1	.000	0-0	.000	0	0	0	0.0	1	0	1	0	0	0	0.5
vs DePaul	12-10-09		1	0-0	.000	0-0	.000	0-0	.000	0	1	1	0.2	0	0	0	0	0	0	0.4
vs UCLA	12-12-09		1	0-0	.000	0-0	.000	0-1	.000	0	0	0	0.2	0	0	0	0	0	0	0.3
WRIGHT STATE	12-16-09		1	0-0	.000	0-0	.000	0-0	.000	0	0	0	0.1	0	0	0	0	0	0	0.3
vs Centenary	12-22-09		3	0-1	.000	0-1	.000	0-0	.000	0	0	0	0.1	0	0	0	0	0	0	0.3
MISS. VALLEY STATE	12-28-09		1	0-0	.000	0-0	.000	0-0	.000	0	0	0	0.1	0	0	0	0	0	0	0.2
LOUISIANA STATE	01-30-10		1	0-0	.000	0-0	.000	0-0	.000	0	0	0	0.1	0	0	0	0	0	0	0.2
ALABAMA	02-24-10		1	0-0	.000	0-0	.000	0-0	.000	0	0	0	0.1	0	0	0	0	0	0	0.2
Totals		0	15	1-5	.200	0-2	.000	0-1	.000	0	1	1	0.1	2	0	2	0	0	2	0.2

Games played: 11
Minutes/game: 1.4
Points/game: 0.2
FG Pct: 20.0
3FG Pct: 0.0
FT Pct: 0.0

Rebounds/game: 0.1
Turnovers/game: 0.2

2009-2010 Mississippi State Basketball
Mississippi State Individual Game-by-Game (as of Mar 14, 2010)
All games

#15 Riley Benock

Opponent	Date	gs	min	Total		3-Pointers		Free throws		Rebounds				pf	a	t/o	blk	stl	pts	avg
				fg-fga	pct	3fg-fga	pct	ft-fa	pct	off	def	tot	avg							
RIDER	11-13-09		4	0-2	.000	0-2	.000	0-0	.000	0	0	0	0.0	0	1	1	0	0	0	0.0
SE LOUISIANA	11-19-09		15	1-3	.333	0-2	.000	0-0	.000	0	2	2	1.0	1	1	0	0	2	2	1.0
BETHUNE-COOKMAN	11-21-09		19	2-4	.500	1-3	.333	0-0	.000	0	2	2	1.3	0	0	2	0	2	5	2.3
TEXAS-PAN AMERICAN	11-24-09		12	0-0	.000	0-0	.000	0-0	.000	0	1	1	1.3	0	0	0	1	1	0	1.8
vs Richmond	11-27-09		10	0-3	.000	0-3	.000	0-1	.000	0	1	1	1.2	0	0	0	0	0	0	1.4
vs Old Dominion	11-28-09		10	0-0	.000	0-0	.000	0-0	.000	0	0	0	1.0	0	0	3	0	0	0	1.2
ST. BONAVENTURE	12-05-09		16	3-4	.750	3-4	.750	0-0	.000	0	0	0	0.9	0	5	0	0	0	9	2.3
vs DePaul	12-10-09		20	2-5	.400	2-5	.400	0-0	.000	0	2	2	1.0	0	1	2	0	1	6	2.8
vs UCLA	12-12-09		8	1-2	.500	1-1	1.000	0-0	.000	0	1	1	1.0	0	0	0	0	0	3	2.8
WRIGHT STATE	12-16-09		11	0-0	.000	0-0	.000	0-0	.000	0	0	0	0.9	4	1	0	1	0	0	2.5
at Houston	12-19-09		6	0-0	.000	0-0	.000	0-0	.000	0	2	2	1.0	3	1	0	0	0	0	2.3
vs Centenary	12-22-09		15	3-3	1.000	3-3	1.000	0-0	.000	0	1	1	1.0	0	2	0	0	0	9	2.8
MISS. VALLEY STATE	12-28-09		18	0-1	.000	0-1	.000	0-0	.000	0	0	0	0.9	0	0	1	0	2	0	2.6
at San Diego	12/31/09		15	0-1	.000	0-1	.000	0-0	.000	0	1	1	0.9	1	1	0	0	0	0	2.4
at WKU	01/04/10		7	0-0	.000	0-0	.000	0-0	.000	0	1	1	0.9	1	0	1	0	0	0	2.3
at Ole Miss	01/09/10		9	0-0	.000	0-0	.000	0-0	.000	0	0	0	0.9	0	2	1	0	1	0	2.1
ARKANSAS	01-14-10		11	0-0	.000	0-0	.000	0-0	.000	0	0	0	0.8	0	1	2	0	2	0	2.0
UGA	01-16-10		3	0-1	.000	0-1	.000	0-0	.000	1	0	1	0.8	0	0	0	0	0	0	1.9
at Alabama	01/23/10		6	0-0	.000	0-0	.000	0-0	.000	0	0	0	0.8	0	0	0	0	1	0	1.8
at Arkansas	01-28-10		18	1-3	.333	1-3	.333	0-0	.000	0	2	2	0.9	2	0	1	0	1	3	1.9
LOUISIANA STATE	01-30-10		16	1-4	.250	1-4	.250	0-0	.000	0	0	0	0.8	1	2	0	0	0	3	1.9
at Vanderbilt	2/3/10		11	0-0	.000	0-0	.000	0-0	.000	0	0	0	0.8	0	0	0	1	0	0	1.8
at Florida	2/6/10		6	0-0	.000	0-0	.000	0-0	.000	0	0	0	0.7	0	0	0	0	0	0	1.7
OLE MISS	02-11-10		11	1-2	.500	0-1	.000	0-0	.000	1	1	2	0.8	1	0	1	0	0	2	1.8
AUBURN	02-13-10		9	0-2	.000	0-0	.000	0-0	.000	1	0	1	0.8	1	0	1	0	0	0	1.7
KENTUCKY	02-16-10		18	0-2	.000	0-2	.000	0-0	.000	3	2	5	1.0	3	2	1	0	0	0	1.6
at LSU	02/20/10		9	1-2	.500	1-2	.500	0-0	.000	0	2	2	1.0	1	0	0	1	0	3	1.7
ALABAMA	02-24-10		22	1-3	.333	1-3	.333	0-1	.000	1	0	1	1.0	1	0	0	0	0	3	1.7
at South Carolina	2/27/10		3	0-0	.000	0-0	.000	0-0	.000	0	0	0	1.0	0	0	0	0	0	0	1.7
at Auburn	03/03/10		6	0-0	.000	0-0	.000	0-0	.000	0	2	2	1.0	0	1	0	0	0	0	1.6
TENNESSEE	03-06-10		5	0-1	.000	0-1	.000	1-2	.500	0	1	1	1.0	3	1	1	0	0	1	1.6
vs Florida	03/12/10		13	1-1	1.000	1-1	1.000	0-0	.000	0	0	0	1.0	1	0	0	1	2	3	1.6
vs Vanderbilt	03/13/10		7	0-0	.000	0-0	.000	0-0	.000	0	0	0	0.9	1	0	0	0	0	0	1.6
vs Kentucky	03/14/10		18	2-4	.500	1-3	.333	0-0	.000	0	2	2	1.0	2	1	1	0	0	5	1.7
Totals		0	387	20-53	.377	16-46	.348	1-4	.250	7	26	33	1.0	27	23	19	5	15	57	1.7

Games played: 34
Minutes/game: 11.4
Points/game: 1.7
FG Pct: 37.7
3FG Pct: 34.8
FT Pct: 25.0

Rebounds/game: 1.0
Assists/game: 0.7
Turnovers/game: 0.6
Assist/turnover ratio: 1.2
Steals/game: 0.4
Blocks/game: 0.1

2009-2010 Mississippi State Basketball
Mississippi State Individual Game-by-Game (as of Mar 14, 2010)
All games

#20 Taylor Luczak

Opponent	Date	gs	min	Total		3-Pointers		Free throws		Rebounds				pf	a	t/o	blk	stl	pts	avg
				fg-fga	pct	3fg-fga	pct	ft-fa	pct	off	def	tot	avg							
SE LOUISIANA	11-19-09	1	1	1-1	1.000	1-1	1.000	0-0	.000	0	0	0	0.0	0	0	0	0	0	3	3.0
BETHUNE-COOKMAN	11-21-09	1	1	0-0	.000	0-0	.000	0-0	.000	0	0	0	0.0	1	0	1	0	0	0	1.5
TEXAS-PAN AMERICAN	11-24-09	2	2	0-0	.000	0-0	.000	0-0	.000	0	1	1	0.3	0	0	0	0	0	0	1.0
ST. BONAVENTURE	12-05-09	3	3	0-0	.000	0-0	.000	0-0	.000	0	0	0	0.3	1	0	1	0	0	0	0.8
vs DePaul	12-10-09	2	2	0-0	.000	0-0	.000	0-0	.000	0	1	1	0.4	1	0	0	0	0	0	0.6
vs UCLA	12-12-09	1	1	0-0	.000	0-0	.000	0-0	.000	0	0	0	0.3	0	0	0	0	0	0	0.5
WRIGHT STATE	12-16-09	1	1	0-0	.000	0-0	.000	0-0	.000	0	0	0	0.3	0	0	0	0	0	0	0.4
vs Centenary	12-22-09	3	3	0-0	.000	0-0	.000	0-0	.000	0	0	0	0.3	0	0	1	0	0	0	0.4
MISS. VALLEY STATE	12-28-09	1	1	0-0	.000	0-0	.000	0-0	.000	0	0	0	0.2	0	0	1	0	0	0	0.3
LOUISIANA STATE	01-30-10	1	1	0-0	.000	0-0	.000	0-0	.000	0	0	0	0.2	0	0	0	0	0	0	0.3
ALABAMA	02-24-10	1	1	0-1	.000	0-1	.000	0-0	.000	0	0	0	0.2	0	0	0	0	0	0	0.3
TENNESSEE	03-06-10	1	1	0-0	.000	0-0	.000	0-0	.000	0	0	0	0.2	0	0	0	0	0	0	0.3
Totals		0	18	1-2	.500	1-2	.500	0-0	.000	0	2	2	0.2	3	0	4	0	0	3	0.3

Games played: 12
Minutes/game: 1.5
Points/game: 0.3
FG Pct: 50.0
3FG Pct: 50.0

Rebounds/game: 0.2
Turnovers/game: 0.3

2009-2010 Mississippi State Basketball
Mississippi State Individual Game-by-Game (as of Mar 14, 2010)
All games

#21 Baxter Price

Opponent	Date	gs	min	Total		3-Pointers		Free throws		Rebounds				pf	a	t/o	blk	stl	pts	avg
				fg-fga	pct	3fg-fga	pct	ft-fta	pct	off	def	tot	avg							
SE LOUISIANA	11-19-09	1		0-0	.000	0-0	.000	0-0	.000	0	0	0	0.0	0	0	0	0	0	0	0.0
BETHUNE-COOKMAN	11-21-09	1		0-0	.000	0-0	.000	0-0	.000	0	0	0	0.0	0	0	0	0	0	0	0.0
TEXAS-PAN AMERICAN	11-24-09	1		0-0	.000	0-0	.000	0-0	.000	0	0	0	0.0	0	0	0	0	0	0	0.0
ST. BONAVENTURE	12-05-09	2		0-0	.000	0-0	.000	0-0	.000	1	1	2	0.5	0	0	0	0	0	0	0.0
vs DePaul	12-10-09	1		1-1	1.000	0-0	.000	0-0	.000	0	0	0	0.4	0	0	0	0	0	2	0.4
vs UCLA	12-12-09	1		0-0	.000	0-0	.000	0-0	.000	0	0	0	0.3	0	0	0	0	1	0	0.3
WRIGHT STATE	12-16-09	1		0-0	.000	0-0	.000	0-0	.000	0	0	0	0.3	0	0	0	0	0	0	0.3
vs Centenary	12-22-09	2		0-2	.000	0-0	.000	0-0	.000	0	0	0	0.3	0	0	0	0	0	0	0.3
MISS. VALLEY STATE	12-28-09	1		0-0	.000	0-0	.000	0-0	.000	0	0	0	0.2	0	0	0	0	0	0	0.2
LOUISIANA STATE	01-30-10	1		0-0	.000	0-0	.000	0-0	.000	0	0	0	0.2	0	0	0	0	0	0	0.2
Totals		0	12	1-3	.333	0-0	.000	0-0	.000	1	1	2	0.2	0	0	0	0	1	2	0.2

Games played: 10
Minutes/game: 1.2
Points/game: 0.2
FG Pct: 33.3

Rebounds/game: 0.2
Steals/game: 0.1

2009-2010 Mississippi State Basketball
Mississippi State Individual Game-by-Game (as of Mar 14, 2010)
All games

#22 Barry Stewart

Opponent	Date	gs	min	Total		3-Pointers		Free throws		Rebounds				pf	a	t/o	blk	stl	pts	avg	
				fg-fga	pct	3fg-fga	pct	ft-fa	pct	off	def	tot	avg								
RIDER	11-13-09	*	37	2-10	.200	2-7	.286	1-4	.250	1	2	3	3.0	3	3	0	0	0	7	7.0	
SE LOUISIANA	11-19-09	*	32	4-11	.364	1-5	.200	4-4	1.000	0	3	3	3.0	1	1	0	0	1	13	10.0	
BETHUNE-COOKMAN	11-21-09	*	31	3-6	.500	2-4	.500	2-2	1.000	0	1	1	2.3	1	4	1	1	0	10	10.0	
TEXAS-PAN AMERICAN	11-24-09	*	31	5-10	.500	2-5	.400	0-0	.000	0	2	2	2.3	1	0	0	0	0	12	10.5	
vs Richmond	11-27-09	*	35	4-10	.400	4-6	.667	1-2	.500	2	1	3	2.4	1	3	5	0	0	13	11.0	
vs Old Dominion	11-28-09	*	34	3-10	.300	1-7	.143	3-3	1.000	0	3	3	2.5	1	3	0	0	0	10	10.8	
ST. BONAVENTURE	12-05-09	*	33	6-12	.500	1-5	.200	0-0	.000	0	4	4	2.7	2	7	0	0	0	13	11.1	
vs DePaul	12-10-09	*	30	3-10	.300	2-4	.500	4-5	.800	1	2	3	2.8	2	2	0	0	1	12	11.3	
vs UCLA	12-12-09	*	37	2-11	.182	2-7	.286	0-0	.000	1	1	2	2.7	1	4	2	1	0	6	10.7	
WRIGHT STATE	12-16-09	*	33	8-11	.727	5-7	.714	0-0	.000	0	3	3	2.7	2	1	1	0	2	21	11.7	
at Houston	12-19-09	*	37	6-12	.500	1-4	.250	1-2	.500	1	4	5	2.9	3	0	3	0	1	14	11.9	
vs Centenary	12-22-09	*	33	5-10	.500	2-6	.333	2-5	.400	2	2	4	3.0	3	5	0	1	1	14	12.1	
MISS. VALLEY STATE	12-28-09	*	25	4-9	.444	2-5	.400	1-2	.500	2	3	5	3.2	0	2	0	0	1	11	12.0	
at San Diego	12/31/09	*	31	1-6	.167	0-2	.000	0-0	.000	0	0	0	2.9	3	4	4	0	1	2	11.3	
at WKU	01/04/10	*	38	4-13	.308	1-6	.167	0-2	.000	1	2	3	2.9	2	1	5	1	0	9	11.1	
at Ole Miss	01/09/10	*	34	4-14	.286	3-6	.500	0-3	.000	0	5	5	3.1	1	2	0	0	0	11	11.1	
ARKANSAS	01-14-10	*	34	4-10	.400	1-3	.333	3-4	.750	0	3	3	3.1	2	2	2	0	1	12	11.2	
UGA	01-16-10	*	39	3-5	.600	2-4	.500	2-2	1.000	1	1	2	3.0	2	2	1	2	2	10	11.1	
at Alabama	01/23/10	*	38	3-10	.300	1-7	.143	6-7	.857	1	1	2	2.9	2	1	1	0	2	13	11.2	
at Arkansas	01-28-10	*	25	3-8	.375	3-7	.429	2-2	1.000	0	0	0	2.8	5	0	1	1	1	11	11.2	
LOUISIANA STATE	01-30-10	*	33	3-7	.429	2-4	.500	4-5	.800	1	0	1	2.7	1	0	0	0	2	12	11.2	
at Vanderbilt	2/3/10	*	37	5-14	.357	2-8	.250	1-1	1.000	2	4	6	2.9	2	2	1	0	4	13	11.3	
at Florida	2/6/10	*	38	4-11	.364	4-8	.500	0-0	.000	1	3	4	2.9	3	3	2	0	3	12	11.3	
OLE MISS	02-11-10	*	38	4-9	.444	3-7	.429	1-2	.500	1	5	6	3.0	2	4	4	0	0	12	11.4	
AUBURN	02-13-10	*	41	4-11	.364	3-9	.333	1-2	.500	1	5	6	3.2	1	5	1	0	0	12	11.4	
KENTUCKY	02-16-10	*	40	5-16	.313	3-11	.273	3-3	1.000	0	4	4	3.2	5	3	0	0	5	16	11.6	
at LSU	02/20/10	*	35	2-8	.250	1-7	.143	0-0	.000	0	2	2	3.1	0	5	2	0	1	5	11.3	
ALABAMA	02-24-10	*	28	2-8	.250	1-5	.200	4-6	.667	3	2	5	3.2	2	5	0	0	3	9	11.3	
at South Carolina	2/27/10	*	39	6-12	.500	5-7	.714	1-2	.500	0	4	4	3.2	2	5	2	0	3	18	11.5	
at Auburn	03/03/10	*	36	5-14	.357	4-11	.364	4-4	1.000	1	0	1	3.2	2	3	1	1	0	18	11.7	
TENNESSEE	03-06-10	*	39	2-11	.182	1-8	.125	1-2	.500	0	4	4	3.2	2	3	2	0	0	6	11.5	
vs Florida	03/12/10	*	32	4-8	.500	3-6	.500	6-7	.857	0	3	3	3.2	2	3	0	0	0	17	11.7	
vs Vanderbilt	03/13/10	*	38	4-13	.308	1-6	.167	5-6	.833	1	7	8	3.3	4	2	1	0	1	14	11.8	
vs Kentucky	03/14/10	*	32	3-9	.333	3-6	.500	2-2	1.000	1	9	10	3.5	5	2	2	0	0	11	11.7	
Totals			34	1173	130-349	.372	74-210	.352	65-91	.714	25	95	120	3.5	71	92	44	8	36	399	11.7

Games played: 34
Minutes/game: 34.5
Points/game: 11.7
FG Pct: 37.2
3FG Pct: 35.2
FT Pct: 71.4

Rebounds/game: 3.5
Assists/game: 2.7
Turnovers/game: 1.3
Assist/turnover ratio: 2.1
Steals/game: 1.1
Blocks/game: 0.2

2009-2010 Mississippi State Basketball
Mississippi State Individual Game-by-Game (as of Mar 14, 2010)
All games

#24 Kodi Augustus

Opponent	Date	gs	min	Total		3-Pointers		Free throws		Rebounds				pf	a	t/o	blk	stl	pts	avg	
				fg-fga	pct	3fg-fga	pct	ft-fa	pct	off	def	tot	avg								
RIDER	11-13-09	*	15	4-9	.444	1-1	1.000	0-1	.000	2	3	5	5.0	4	0	1	1	0	9	9.0	
TEXAS-PAN AMERICAN	11-24-09		21	4-7	.571	1-1	1.000	0-0	.000	3	5	8	6.5	1	0	3	2	0	9	9.0	
vs Richmond	11-27-09	*	25	2-7	.286	1-2	.500	8-8	1.000	3	3	6	6.3	2	0	3	0	0	13	10.3	
vs Old Dominion	11-28-09	*	24	1-4	.250	0-1	.000	8-8	1.000	1	6	7	6.5	3	2	1	0	2	10	10.3	
ST. BONAVENTURE	12-05-09	*	24	4-5	.800	3-4	.750	6-8	.750	3	2	5	6.2	1	1	2	1	0	17	11.6	
vs DePaul	12-10-09	*	17	3-4	.750	2-3	.667	3-3	1.000	1	2	3	5.7	2	0	2	1	0	11	11.5	
vs UCLA	12-12-09	*	22	3-5	.600	1-2	.500	0-1	.000	0	2	2	5.1	2	0	2	0	0	7	10.9	
WRIGHT STATE	12-16-09	*	27	1-4	.250	1-4	.250	2-2	1.000	1	3	4	5.0	1	1	3	5	2	5	10.1	
at Houston	12-19-09	*	20	3-8	.375	1-2	.500	0-0	.000	5	11	16	6.2	2	0	4	0	0	7	9.8	
vs Centenary	12-22-09	*	23	2-6	.333	0-1	.000	1-2	.500	2	3	5	6.1	3	3	1	0	0	5	9.3	
MISS. VALLEY STATE	12-28-09	*	29	2-10	.200	2-6	.333	1-3	.333	1	3	4	5.9	1	3	0	0	1	7	9.1	
at San Diego	12/31/09	*	24	6-8	.750	3-3	1.000	2-5	.400	0	2	2	5.6	3	1	4	0	0	17	9.8	
at WKU	01/04/10	*	21	1-5	.200	1-4	.250	0-0	.000	2	1	3	5.4	2	0	2	0	0	3	9.2	
at Ole Miss	01/09/10	*	29	4-10	.400	1-4	.250	4-4	1.000	4	8	12	5.9	2	0	3	0	1	13	9.5	
ARKANSAS	01-14-10	*	22	2-6	.333	1-3	.333	2-2	1.000	1	8	9	6.1	4	1	3	2	0	7	9.3	
UGA	01-16-10	*	24	3-7	.429	1-4	.250	1-1	1.000	1	1	2	5.8	0	2	1	0	1	8	9.3	
at Alabama	01/23/10	*	17	2-3	.667	0-1	.000	2-2	1.000	2	3	5	5.8	2	1	2	2	1	6	9.1	
at Arkansas	01-28-10	*	25	2-13	.154	0-4	.000	6-7	.857	6	4	10	6.0	1	1	1	2	0	10	9.1	
LOUISIANA STATE	01-30-10	*	21	0-2	.000	0-2	.000	5-6	.833	0	4	4	5.9	4	1	1	2	0	5	8.9	
at Vanderbilt	2/3/10	*	21	6-12	.500	0-2	.000	3-6	.500	3	1	4	5.8	3	0	2	0	1	15	9.2	
at Florida	2/6/10	*	15	1-7	.143	1-4	.250	1-2	.500	1	2	3	5.7	3	1	3	1	0	4	9.0	
OLE MISS	02-11-10	*	19	2-6	.333	0-1	.000	4-4	1.000	2	1	3	5.5	1	0	0	1	1	8	8.9	
AUBURN	02-13-10	*	21	3-10	.300	0-3	.000	1-2	.500	5	2	7	5.6	2	1	0	2	0	7	8.8	
KENTUCKY	02-16-10	*	30	5-10	.500	4-7	.571	3-4	.750	2	3	5	5.6	3	1	1	0	0	17	9.2	
at LSU	02/20/10	*	22	2-5	.400	0-1	.000	2-2	1.000	1	4	5	5.6	3	1	2	1	0	6	9.0	
ALABAMA	02-24-10	*	24	4-6	.667	2-3	.667	1-1	1.000	3	4	7	5.6	2	3	2	1	0	11	9.1	
at South Carolina	2/27/10	*	35	3-6	.500	1-2	.500	6-8	.750	1	8	9	5.7	2	0	4	0	0	13	9.3	
at Auburn	03/03/10	*	25	2-6	.333	1-3	.333	0-0	.000	1	7	8	5.8	4	1	1	0	1	5	9.1	
TENNESSEE	03-06-10	*	20	4-10	.400	3-5	.600	4-4	1.000	2	3	5	5.8	3	0	1	3	1	15	9.3	
vs Florida	03/12/10	*	20	5-10	.500	0-1	.000	0-0	.000	1	1	2	5.7	4	1	1	0	0	10	9.3	
vs Vanderbilt	03/13/10	*	26	2-8	.250	0-2	.000	0-1	.000	0	4	4	5.6	2	0	1	2	1	4	9.2	
vs Kentucky	03/14/10	*	18	1-5	.200	0-2	.000	0-0	.000	1	3	4	5.6	4	0	3	2	2	2	8.9	
Totals			31	726	89-224	.397	32-88	.364	76-97	.784	61	117	178	5.6	76	26	60	31	15	286	8.9

Games played: 32
Minutes/game: 22.7
Points/game: 8.9
FG Pct: 39.7
3FG Pct: 36.4
FT Pct: 78.4

Rebounds/game: 5.6
Assists/game: 0.8
Turnovers/game: 1.9
Assist/turnover ratio: 0.4
Steals/game: 0.5
Blocks/game: 1.0

2009-2010 Mississippi State Basketball
Mississippi State Individual Game-by-Game (as of Mar 14, 2010)
All games

#25 Phil Turner

Opponent	Date	gs	min	Total		3-Pointers		Free throws		Rebounds				pf	a	t/o	blk	stl	pts	avg
				fg-fga	pct	3fg-fga	pct	ft-fa	pct	off	def	tot	avg							
RIDER	11-13-09		25	3-6	.500	2-3	.667	0-0	.000	2	3	5	5.0	2	1	3	0	1	8	8.0
SE LOUISIANA	11-19-09	*	34	3-12	.250	2-6	.333	2-2	1.000	3	11	14	9.5	1	3	3	2	1	10	9.0
BETHUNE-COOKMAN	11-21-09	*	22	4-7	.571	1-1	1.000	0-0	.000	2	3	5	8.0	3	2	0	1	2	9	9.0
TEXAS-PAN AMERICAN	11-24-09	*	22	2-5	.400	1-3	.333	0-0	.000	0	3	3	6.8	2	2	1	0	3	5	8.0
vs Richmond	11-27-09		23	2-8	.250	0-3	.000	0-0	.000	4	5	9	7.2	0	2	1	0	0	4	7.2
vs Old Dominion	11-28-09		26	1-2	.500	0-1	.000	0-0	.000	2	4	6	7.0	1	0	0	0	0	2	6.3
ST. BONAVENTURE	12-05-09		18	2-5	.400	0-1	.000	1-1	1.000	0	0	0	6.0	3	1	1	1	1	5	6.1
vs DePaul	12-10-09		20	1-6	.167	0-4	.000	0-0	.000	0	5	5	5.9	0	5	1	1	2	2	5.6
vs UCLA	12-12-09		17	2-6	.333	0-2	.000	2-2	1.000	0	3	3	5.6	1	0	0	0	3	6	5.7
WRIGHT STATE	12-16-09		16	0-3	.000	0-3	.000	3-4	.750	0	1	1	5.1	2	1	0	0	1	3	5.4
at Houston	12-19-09		21	1-3	.333	1-2	.500	2-2	1.000	0	4	4	5.0	1	0	0	0	1	5	5.4
vs Centenary	12-22-09		14	2-6	.333	0-1	.000	2-2	1.000	1	3	4	4.9	1	3	0	0	2	6	5.4
MISS. VALLEY STATE	12-28-09		19	3-5	.600	2-4	.500	4-4	1.000	3	5	8	5.2	1	2	1	0	2	12	5.9
at San Diego	12/31/09		17	3-7	.429	1-3	.333	2-2	1.000	1	1	2	4.9	4	0	2	0	1	9	6.1
at WKU	01/04/10		19	0-2	.000	0-0	.000	2-6	.333	2	4	6	5.0	1	0	2	0	1	2	5.9
at Ole Miss	01/09/10		11	0-0	.000	0-0	.000	2-2	1.000	1	2	3	4.9	0	0	1	0	0	2	5.6
ARKANSAS	01-14-10		19	1-1	1.000	1-1	1.000	3-4	.750	1	3	4	4.8	0	1	0	0	1	6	5.6
UGA	01-16-10		16	4-10	.400	3-7	.429	4-4	1.000	3	2	5	4.8	1	1	1	0	3	15	6.2
at Alabama	01/23/10		23	2-5	.400	1-3	.333	0-0	.000	2	5	7	4.9	0	2	0	1	2	5	6.1
at Arkansas	01-28-10		22	0-5	.000	0-1	.000	2-2	1.000	0	4	4	4.9	4	0	0	1	0	2	5.9
LOUISIANA STATE	01-30-10		21	3-7	.429	2-2	1.000	4-5	.800	1	4	5	4.9	3	0	1	0	0	12	6.2
at Vanderbilt	2/3/10		25	1-8	.125	0-4	.000	4-5	.800	2	2	4	4.9	2	4	1	0	2	6	6.2
at Florida	2/6/10		28	2-6	.333	0-2	.000	1-1	1.000	2	2	4	4.8	3	2	1	0	2	5	6.1
OLE MISS	02-11-10		23	0-2	.000	0-2	.000	0-2	.000	1	4	5	4.8	1	5	3	0	3	0	5.9
AUBURN	02-13-10		28	3-7	.429	0-4	.000	4-4	1.000	1	5	6	4.9	4	0	1	1	2	10	6.0
KENTUCKY	02-16-10		30	2-6	.333	1-3	.333	0-0	.000	0	2	2	4.8	3	1	1	0	1	5	6.0
at LSU	02/20/10		21	2-4	.500	2-4	.500	0-0	.000	1	2	3	4.7	1	0	1	0	1	6	6.0
ALABAMA	02-24-10		9	0-3	.000	0-3	.000	0-0	.000	0	1	1	4.6	1	1	2	1	0	0	5.8
at South Carolina	2/27/10		8	0-0	.000	0-0	.000	0-0	.000	0	0	0	4.4	2	0	1	1	0	0	5.6
at Auburn	03/03/10		7	0-1	.000	0-1	.000	0-0	.000	0	1	1	4.3	1	0	1	0	0	0	5.4
TENNESSEE	03-06-10		23	3-6	.500	2-5	.400	0-0	.000	1	2	3	4.3	1	0	1	0	1	8	5.5
vs Florida	03/12/10		20	0-2	.000	0-2	.000	0-0	.000	0	1	1	4.2	3	1	2	0	1	0	5.3
vs Vanderbilt	03/13/10		21	4-9	.444	2-5	.400	1-2	.500	3	2	5	4.2	1	2	1	0	0	11	5.5
vs Kentucky	03/14/10		30	1-6	.167	0-2	.000	0-0	.000	2	2	4	4.2	0	2	1	0	1	2	5.4
Totals		3	698	57-171	.333	24-88	.273	45-56	.804	41	101	142	4.2	54	44	35	10	41	183	5.4

Games played: 34
Minutes/game: 20.5
Points/game: 5.4
FG Pct: 33.3
3FG Pct: 27.3
FT Pct: 80.4

Rebounds/game: 4.2
Assists/game: 1.3
Turnovers/game: 1.0
Assist/turnover ratio: 1.3
Steals/game: 1.2
Blocks/game: 0.3

2009-2010 Mississippi State Basketball
Mississippi State Individual Game-by-Game (as of Mar 14, 2010)
All games

#30 Wendell Lewis

Opponent	Date	gs	min	Total		3-Pointers		Free throws		Rebounds				pf	a	t/o	blk	stl	pts	avg
				fg-fga	pct	3fg-fga	pct	ft-fa	pct	off	def	tot	avg							
RIDER	11-13-09		4	0-2	.000	0-0	.000	0-0	.000	1	0	1	1.0	1	0	0	0	0	0	0.0
SE LOUISIANA	11-19-09		7	1-3	.333	0-0	.000	0-0	.000	1	1	2	1.5	1	0	1	0	0	2	1.0
BETHUNE-COOKMAN	11-21-09		13	3-4	.750	0-0	.000	0-0	.000	2	3	5	2.7	1	0	0	0	0	6	2.7
TEXAS-PAN AMERICAN	11-24-09		9	1-1	1.000	0-0	.000	0-0	.000	0	1	1	2.3	0	0	1	0	0	2	2.5
vs Richmond	11-27-09		6	0-0	.000	0-0	.000	0-0	.000	1	2	3	2.4	2	0	0	0	0	0	2.0
vs Old Dominion	11-28-09		4	0-1	.000	0-0	.000	0-0	.000	0	0	0	2.0	0	0	0	0	0	0	1.7
ST. BONAVENTURE	12-05-09		15	2-4	.500	0-0	.000	3-4	.750	1	4	5	2.4	0	0	0	3	0	7	2.4
vs DePaul	12-10-09		14	0-1	.000	0-0	.000	0-2	.000	1	3	4	2.6	3	0	3	0	0	0	2.1
vs UCLA	12-12-09		6	2-2	1.000	0-0	.000	0-0	.000	1	0	1	2.4	1	0	1	0	0	4	2.3
WRIGHT STATE	12-16-09		5	2-2	1.000	0-0	.000	0-0	.000	1	1	2	2.4	0	0	0	0	0	4	2.5
at Houston	12-19-09		4	0-0	.000	0-0	.000	1-2	.500	1	1	2	2.4	0	0	1	1	0	1	2.4
vs Centenary	12-22-09		8	1-1	1.000	0-0	.000	0-0	.000	0	1	1	2.3	0	0	1	1	0	2	2.3
MISS. VALLEY STATE	12-28-09		10	1-2	.500	0-0	.000	0-0	.000	1	0	1	2.2	1	0	0	0	0	2	2.3
at San Diego	12/31/09		10	2-2	1.000	0-0	.000	0-0	.000	0	2	2	2.1	2	0	0	0	0	4	2.4
at WKU	01/04/10		3	0-0	.000	0-0	.000	0-0	.000	0	1	1	2.1	0	0	0	0	0	0	2.3
ARKANSAS	01-14-10		3	0-2	.000	0-0	.000	0-0	.000	2	0	2	2.1	0	0	0	0	0	0	2.1
UGA	01-16-10		1	0-0	.000	0-0	.000	0-0	.000	0	0	0	1.9	0	0	0	0	0	0	2.0
at Alabama	01/23/10		3	0-1	.000	0-0	.000	0-0	.000	0	0	0	1.8	2	0	0	0	0	0	1.9
LOUISIANA STATE	01-30-10		1	0-0	.000	0-0	.000	0-0	.000	0	0	0	1.7	0	0	0	0	0	0	1.8
OLE MISS	02-11-10		1	0-0	.000	0-0	.000	0-0	.000	0	0	0	1.7	0	0	0	0	0	0	1.7
AUBURN	02-13-10		1	0-0	.000	0-0	.000	0-0	.000	0	0	0	1.6	0	0	1	0	0	0	1.6
KENTUCKY	02-16-10		3	0-1	.000	0-0	.000	0-0	.000	0	0	0	1.5	1	0	0	0	0	0	1.5
ALABAMA	02-24-10		3	0-1	.000	0-0	.000	0-0	.000	0	1	1	1.5	0	0	0	0	0	0	1.5
vs Kentucky	03/14/10		2	0-1	.000	0-0	.000	0-0	.000	0	0	0	1.4	0	0	0	0	0	0	1.4
Totals		0	136	15-31	.484	0-0	.000	4-8	.500	13	21	34	1.4	15	0	9	5	0	34	1.4

Games played: 24
Minutes/game: 5.7
Points/game: 1.4
FG Pct: 48.4
FT Pct: 50.0

Rebounds/game: 1.4
Turnovers/game: 0.4
Blocks/game: 0.2

2009-2010 Mississippi State Basketball
Mississippi State Individual Game-by-Game (as of Mar 14, 2010)
All games

#32 Jarvis Varnado

Opponent	Date	gs	min	Total		3-Pointers		Free throws		Rebounds				pf	a	t/o	blk	stl	pts	avg	
				fg-fga	pct	3fg-fga	pct	ft-fa	pct	off	def	tot	avg								
RIDER	11-13-09	*	36	8-8	1.000	0-0	.000	6-8	.750	2	12	14	14.0	3	2	4	7	0	22	22.0	
SE LOUISIANA	11-19-09	*	30	6-8	.750	0-0	.000	8-10	.800	3	6	9	11.5	1	2	2	8	3	20	21.0	
BETHUNE-COOKMAN	11-21-09	*	31	4-11	.364	0-0	.000	2-5	.400	2	8	10	11.0	0	2	1	4	0	10	17.3	
TEXAS-PAN AMERICAN	11-24-09	*	27	6-8	.750	0-0	.000	0-2	.000	4	11	15	12.0	2	1	0	8	1	12	16.0	
vs Richmond	11-27-09	*	23	2-6	.333	0-0	.000	4-4	1.000	4	2	6	10.8	4	0	1	1	0	8	14.4	
vs Old Dominion	11-28-09	*	19	6-7	.857	0-0	.000	3-5	.600	4	2	6	10.0	2	0	1	5	0	15	14.5	
ST. BONAVENTURE	12-05-09	*	21	5-7	.714	0-0	.000	4-5	.800	0	8	8	9.7	1	1	2	4	3	14	14.4	
vs DePaul	12-10-09	*	26	4-5	.800	0-0	.000	4-6	.667	7	7	14	10.3	0	0	2	3	1	12	14.1	
vs UCLA	12-12-09	*	34	5-11	.455	0-0	.000	3-6	.500	2	9	11	10.3	2	0	1	7	0	13	14.0	
WRIGHT STATE	12-16-09	*	30	6-6	1.000	0-0	.000	5-8	.625	2	6	8	10.1	1	0	4	6	0	17	14.3	
at Houston	12-19-09	*	34	3-11	.273	0-0	.000	7-17	.412	6	11	17	10.7	3	0	1	5	1	13	14.2	
vs Centenary	12-22-09	*	24	2-5	.400	0-0	.000	4-4	1.000	2	7	9	10.6	1	1	1	4	0	8	13.7	
MISS. VALLEY STATE	12-28-09	*	20	3-4	.750	0-0	.000	4-4	1.000	0	7	7	10.3	4	2	0	7	0	10	13.4	
at San Diego	12/31/09	*	27	8-9	.889	0-0	.000	7-7	1.000	2	15	17	10.8	4	1	2	2	0	23	14.1	
at WKU	01/04/10	*	37	7-10	.700	0-0	.000	3-6	.500	2	10	12	10.9	4	1	3	3	2	17	14.3	
at Ole Miss	01/09/10	*	36	2-7	.286	0-0	.000	5-8	.625	2	10	12	10.9	3	1	4	6	1	9	13.9	
ARKANSAS	01-14-10	*	35	7-13	.538	0-0	.000	3-4	.750	5	7	12	11.0	1	1	1	10	1	17	14.1	
UGA	01-16-10	*	38	5-7	.714	0-0	.000	4-9	.444	4	10	14	11.2	3	0	2	6	0	14	14.1	
at Alabama	01/23/10	*	37	4-14	.286	0-0	.000	1-3	.333	3	5	8	11.0	5	1	1	4	0	9	13.8	
at Arkansas	01-28-10	*	32	4-8	.500	0-0	.000	1-2	.500	4	10	14	11.2	3	1	3	2	1	9	13.6	
LOUISIANA STATE	01-30-10	*	34	4-8	.500	0-0	.000	3-7	.429	5	5	10	11.1	3	1	3	4	1	11	13.5	
at Vanderbilt	2/3/10	*	34	4-10	.400	0-0	.000	4-4	1.000	6	8	14	11.2	4	0	3	9	0	12	13.4	
at Florida	2/6/10	*	32	6-16	.375	0-0	.000	4-8	.500	4	9	13	11.3	2	0	5	1	1	16	13.5	
OLE MISS	02-11-10	*	36	4-5	.800	0-0	.000	3-4	.750	1	10	11	11.3	1	4	2	4	0	11	13.4	
AUBURN	02-13-10	*	40	4-8	.500	0-0	.000	2-6	.333	1	11	12	11.3	1	1	2	5	0	10	13.3	
KENTUCKY	02-16-10	*	23	4-8	.500	0-0	.000	2-3	.667	2	3	5	11.1	5	1	0	2	0	10	13.2	
at LSU	02/20/10	*	37	6-9	.667	0-0	.000	2-2	1.000	2	4	6	10.9	3	0	2	7	0	14	13.2	
ALABAMA	02-24-10	*	33	7-11	.636	0-0	.000	3-6	.500	2	8	10	10.9	1	0	3	8	2	17	13.3	
at South Carolina	2/27/10	*	37	8-13	.615	0-0	.000	3-4	.750	2	10	12	10.9	3	0	1	1	1	19	13.5	
at Auburn	03/03/10	*	34	7-9	.778	0-0	.000	0-0	.000	3	4	7	10.8	4	2	1	3	0	14	13.5	
TENNESSEE	03-06-10	*	37	4-7	.571	0-0	.000	3-8	.375	2	4	6	10.6	1	2	3	2	1	11	13.5	
vs Florida	03/12/10	*	36	7-9	.778	0-0	.000	1-2	.500	0	4	4	10.4	2	1	3	4	0	15	13.5	
vs Vanderbilt	03/13/10	*	32	3-5	.600	0-0	.000	5-10	.500	3	6	9	10.4	3	0	1	6	0	11	13.4	
vs Kentucky	03/14/10	*	40	8-13	.615	0-0	.000	2-4	.500	4	5	9	10.3	4	0	1	5	2	18	13.6	
Totals			34	1082	173-296	.584	0-0	.000	115-191	.602	97	254	351	10.3	84	29	66	163	22	461	13.6

Games played: 34
Minutes/game: 31.8
Points/game: 13.6
FG Pct: 58.4
FT Pct: 60.2

Rebounds/game: 10.3
Assists/game: 0.9
Turnovers/game: 1.9
Assist/turnover ratio: 0.4
Steals/game: 0.6
Blocks/game: 4.8

2009-2010 Mississippi State Basketball
Mississippi State Individual Game-by-Game (as of Mar 14, 2010)
All games

#45 Elgin Bailey

Opponent	Date	gs	min	Total		3-Pointers		Free throws		Rebounds				pf	a	t/o	blk	stl	pts	avg
				fg-fga	pct	3fg-fga	pct	ft-fa	pct	off	def	tot	avg							
SE LOUISIANA	11-19-09		3	0-1	.000	0-0	.000	0-0	.000	0	0	0	0.0	0	0	0	0	0	0	0.0
TEXAS-PAN AMERICAN	11-24-09		4	0-1	.000	0-0	.000	1-4	.250	0	0	0	0.0	0	0	1	1	0	1	0.5
vs Richmond	11-27-09		4	0-1	.000	0-0	.000	0-0	.000	0	0	0	0.0	1	0	0	0	0	0	0.3
vs Old Dominion	11-28-09		6	0-1	.000	0-0	.000	0-1	.000	0	0	0	0.0	1	0	0	0	0	0	0.3
Totals		0	17	0-4	.000	0-0	.000	1-5	.200	0	0	0	0.0	2	0	1	1	0	1	0.3

Games played: 4
Minutes/game: 4.3
Points/game: 0.3
FG Pct: 0.0
FT Pct: 20.0

Turnovers/game: 0.3
Blocks/game: 0.3

#50 John Riek

Opponent	Date	gs	min	Total		3-Pointers		Free throws		Rebounds				pf	a	t/o	blk	stl	pts	avg
				fg-fga	pct	3fg-fga	pct	ft-fa	pct	off	def	tot	avg							
WRIGHT STATE	12-16-09		1	0-0	.000	0-0	.000	0-0	.000	0	0	0	0.0	0	0	0	0	0	0	0.0
vs Centenary	12-22-09		8	2-3	.667	0-0	.000	2-2	1.000	4	3	7	3.5	1	0	3	0	0	6	3.0
MISS. VALLEY STATE	12-28-09		11	1-3	.333	0-0	.000	2-4	.500	4	1	5	4.0	2	0	0	3	0	4	3.3
at Ole Miss	01/09/10		4	0-0	.000	0-0	.000	0-0	.000	0	1	1	3.3	3	0	0	1	0	0	2.5
ARKANSAS	01-14-10		1	0-0	.000	0-0	.000	0-0	.000	0	0	0	2.6	0	0	0	0	0	0	2.0
UGA	01-16-10		1	0-0	.000	0-0	.000	0-0	.000	0	0	0	2.2	0	0	0	0	0	0	1.7
LOUISIANA STATE	01-30-10		3	1-2	.500	0-0	.000	0-0	.000	0	1	1	2.0	0	0	0	0	0	2	1.7
at Florida	2/6/10		3	0-0	.000	0-0	.000	0-0	.000	0	0	0	1.8	1	0	0	0	0	0	1.5
vs Florida	03/12/10		4	0-0	.000	0-0	.000	0-0	.000	0	0	0	1.6	1	0	0	0	0	0	1.3
vs Vanderbilt	03/13/10		1	0-0	.000	0-0	.000	0-0	.000	0	0	0	1.4	0	0	0	0	0	0	1.2
Totals		0	37	4-8	.500	0-0	.000	4-6	.667	8	6	14	1.4	8	0	3	4	0	12	1.2

Games played: 10
Minutes/game: 3.7
Points/game: 1.2
FG Pct: 50.0
FT Pct: 66.7

Rebounds/game: 1.4
Turnovers/game: 0.3
Blocks/game: 0.4

2008-09 Mississippi State Basketball Individual Career History

Kodi Augustus

Season	gp-gs		Total		3-Point		F-Throws		Rebounds											Scoring	
			fg-fga	pct	fg-fga	pct	ft-fta	pct	off	def	tot	avg								pts	avg
2007-08	11-0	52/4.7	5-13	.385	2-7	.286	4-7	.571	3	9	12	1.1	8	0	2	7	3	1		16	1.5
2008-09	25-9	328/13.1	52-108	.481	10-31	.323	42-53	.792	30	56	86	3.4	38	1	8	33	7	7		156	6.2
2009-10	32-31	726/22.7	89-224	.397	32-88	.364	76-97	.784	61	117	178	5.6	76	0	26	60	31	15		286	8.9
TOTAL	68-40	1106/16.3	146-345	.423	44-126	.349	122-157	.777	94	182	276	4.1	122	1	36	100	41	23		458	6.7

Elgin Bailey

Season	gp-gs		Total		3-Point		F-Throws		Rebounds											Scoring	
			fg-fga	pct	fg-fga	pct	ft-fta	pct	off	def	tot	avg								pts	avg
2007-08	31-0	212/6.8	18-38	.474	0-0	.000	16-41	.390	20	26	46	1.5	43	0	1	16	8	4		52	1.7
2008-09	27-0	290/10.7	39-89	.438	0-0	.000	28-46	.609	21	43	64	2.4	44	1	6	32	26	16		106	3.9
2009-10	4-0	17/4.3	0-4	.000	0-0	.000	1-5	.200	0	0	0	0.0	2	0	0	1	1	0		1	0.3
TOTAL	62-0	519/8.4	57-131	.435	0-0	.000	45-92	.489	41	69	110	1.8	89	1	7	49	35	20		159	2.6

Riley Benock

Season	gp-gs		Total		3-Point		F-Throws		Rebounds											Scoring	
			fg-fga	pct	fg-fga	pct	ft-fta	pct	off	def	tot	avg								pts	avg
2007-08	28-0	228/8.1	15-37	.405	14-33	.424	5-8	.625	2	17	19	0.7	16	0	22	16	4	4		49	1.8
2008-09	36-0	409/11.4	26-67	.388	21-56	.375	8-12	.667	5	27	32	0.9	35	1	25	17	2	16		81	2.3
2009-10	34-0	387/11.4	20-53	.377	16-46	.348	1-4	.250	7	26	33	1.0	27	0	23	19	5	15		57	1.7
TOTAL	98-0	1024/10.4	61-157	.389	51-135	.378	14-24	.583	14	70	84	0.9	78	1	70	52	11	35		187	1.9

Brandon Bolen

Season	gp-gs		Total		3-Point		F-Throws		Rebounds											Scoring	
			fg-fga	pct	fg-fga	pct	ft-fta	pct	off	def	tot	avg								pts	avg
2007-08	9-0	12/1.3	0-2	.000	0-1	.000	1-2	.500	1	3	4	0.4	1	0	0	3	0	0		1	0.1
2008-09	13-0	23/1.8	1-4	.250	0-0	.000	0-0	.000	0	1	1	0.1	0	0	1	0	0	2		2	0.2
TOTAL	22-0	35/1.6	1-6	.167	0-1	.000	1-2	.500	1	4	5	0.2	1	0	1	3	0	2		3	0.1

Dee Bost

Season	gp-gs		Total		3-Point		F-Throws		Rebounds											Scoring	
			fg-fga	pct	fg-fga	pct	ft-fta	pct	off	def	tot	avg								pts	avg
2008-09	36-36	1137/31.6	108-307	.352	54-161	.335	122-170	.718	27	102	129	3.6	81	2	156	102	1	52		392	10.9
2009-10	34-34	1188/34.9	139-349	.398	65-184	.353	93-130	.715	17	132	149	4.4	65	1	178	113	7	41		436	12.8
TOTAL	70-70	2325/33.2	247-656	.377	119-345	.345	215-300	.717	44	234	278	4.0	146	3	334	215	8	93		828	11.8

Ravern Johnson

Season	gp-gs		Total		3-Point		F-Throws		Rebounds											Scoring	
			fg-fga	pct	fg-fga	pct	ft-fta	pct	off	def	tot	avg								pts	avg
2007-08	29-0	187/6.4	31-65	.477	7-24	.292	4-10	.400	10	20	30	1.0	10	0	10	12	4	3		73	2.5
2008-09	36-36	1099/30.5	156-362	.431	83-210	.395	39-46	.848	30	80	110	3.1	49	0	40	55	18	14		434	12.1
2009-10	33-31	958/29.0	168-345	.487	83-203	.409	25-39	.641	26	87	113	3.4	44	1	21	42	16	14		444	13.5
TOTAL	98-67	2244/22.9	355-772	.460	173-437	.396	68-95	.716	66	187	253	2.6	103	1	71	109	38	31		951	9.7

Wendell Lewis

Season	gp-gs		Total		3-Point		F-Throws		Rebounds											Scoring	
			fg-fga	pct	fg-fga	pct	ft-fta	pct	off	def	tot	avg								pts	avg
2009-10	24-0	136/5.7	15-31	.484	0-0	.000	4-8	.500	13	21	34	1.4	15	0	0	9	5	0		34	1.4
TOTAL	24-0	136/5.7	15-31	.484	0-0	.000	4-8	.500	13	21	34	1.4	15	0	0	9	5	0		34	1.4

2008-09 Mississippi State Basketball Individual Career History

Taylor Luczak

Season	gp-gs	min/avg	Total		3-Point		F-Throws		Rebounds				pf	fo	ast	to	blk	stl	Scoring	
			fg-fga	pct	fg-fga	pct	ft-fta	pct	off	def	tot	avg							pts	avg
2008-09	10-0	13/1.3	2-4	.500	0-1	.000	0-0	.000	1	2	3	0.3	2	0	0	1	0	0	4	0.4
2009-10	12-0	18/1.5	1-2	.500	1-2	.500	0-0	.000	0	2	2	0.2	3	0	0	4	0	0	3	0.3
TOTAL	22-0	31/1.4	3-6	.500	1-3	.333	0-0	.000	1	4	5	0.2	5	0	0	5	0	0	7	0.3

Romero Osby

Season	gp-gs	min/avg	Total		3-Point		F-Throws		Rebounds				pf	fo	ast	to	blk	stl	Scoring	
			fg-fga	pct	fg-fga	pct	ft-fta	pct	off	def	tot	avg							pts	avg
2008-09	36-0	452/12.6	51-118	.432	8-28	.286	39-58	.672	28	66	94	2.6	53	1	12	28	12	8	149	4.1
2009-10	33-3	428/13.0	53-113	.469	15-37	.405	26-41	.634	32	54	86	2.6	33	0	22	32	10	5	147	4.5
TOTAL	69-3	880/12.8	104-231	.450	23-65	.354	65-99	.657	60	120	180	2.6	86	1	34	60	22	13	296	4.3

Charles Parker

Season	gp-gs	min/avg	Total		3-Point		F-Throws		Rebounds				pf	fo	ast	to	blk	stl	Scoring	
			fg-fga	pct	fg-fga	pct	ft-fta	pct	off	def	tot	avg							pts	avg
2009-10	11-0	15/1.4	1-5	.200	0-2	.000	0-1	.000	0	1	1	0.1	2	0	0	2	0	0	2	0.2
TOTAL	11-0	15/1.4	1-5	.200	0-2	.000	0-1	.000	0	1	1	0.1	2	0	0	2	0	0	2	0.2

Baxter Price

Season	gp-gs	min/avg	Total		3-Point		F-Throws		Rebounds				pf	fo	ast	to	blk	stl	Scoring	
			fg-fga	pct	fg-fga	pct	ft-fta	pct	off	def	tot	avg							pts	avg
2009-10	10-0	12/1.2	1-3	.333	0-0	.000	0-0	.000	1	1	2	0.2	0	0	0	0	0	1	2	0.2
TOTAL	10-0	12/1.2	1-3	.333	0-0	.000	0-0	.000	1	1	2	0.2	0	0	0	0	0	1	2	0.2

John Riek

Season	gp-gs	min/avg	Total		3-Point		F-Throws		Rebounds				pf	fo	ast	to	blk	stl	Scoring	
			fg-fga	pct	fg-fga	pct	ft-fta	pct	off	def	tot	avg							pts	avg
2009-10	10-0	37/3.7	4-8	.500	0-0	.000	4-6	.667	8	6	14	1.4	8	0	0	3	4	0	12	1.2
TOTAL	10-0	37/3.7	4-8	.500	0-0	.000	4-6	.667	8	6	14	1.4	8	0	0	3	4	0	12	1.2

Renardo Sidney

Shaun Smith

Barry Stewart

Season	gp-gs	min/avg	Total		3-Point		F-Throws		Rebounds				pf	fo	ast	to	blk	stl	Scoring	
			fg-fga	pct	fg-fga	pct	ft-fta	pct	off	def	tot	avg							pts	avg
2006-07	35-0	848/24.2	96-240	.400	68-174	.391	82-107	.766	28	83	111	3.2	51	0	43	27	5	32	342	9.8
2007-08	34-34	1214/35.7	129-337	.383	62-186	.333	71-102	.696	46	111	157	4.6	80	2	88	78	4	44	391	11.5
2008-09	36-36	1138/31.6	126-343	.367	72-197	.365	121-156	.776	28	107	135	3.8	84	2	66	66	10	46	445	12.4
2009-10	34-34	1173/34.5	130-349	.372	74-210	.352	65-91	.714	25	95	120	3.5	71	3	92	44	8	36	399	11.7
TOTAL	139-104	4373/31.5	481-1269	.379	276-767	.360	339-456	.743	127	396	523	3.8	286	7	289	215	27	158	1577	11.3

2008-09 Mississippi State Basketball Individual Career History

Phil Turner

Season	gp-gs	min/avg	Total		3-Point		F-Throws		Rebounds										Scoring	
			fg-fga	pct	fg-fga	pct	ft-fta	pct	off	def	tot	avg	pf	fo	ast	to	blk	stl	pts	avg
2007-08	30-11	498/16.6	41-124	.331	24-79	.304	15-27	.556	18	66	84	2.8	43	1	25	28	10	26	121	4.0
2008-09	36-27	863/24.0	101-220	.459	46-122	.377	57-73	.781	49	149	198	5.5	72	0	57	51	18	46	305	8.5
2009-10	34-3	698/20.5	57-171	.333	24-88	.273	45-56	.804	41	101	142	4.2	54	0	44	35	10	41	183	5.4
TOTAL	100-41	2059/20.6	199-515	.386	94-289	.325	117-156	.750	108	316	424	4.2	169	1	126	114	38	113	609	6.1

Jarvis Varnado

Season	gp-gs	min/avg	Total		3-Point		F-Throws		Rebounds										Scoring	
			fg-fga	pct	fg-fga	pct	ft-fta	pct	off	def	tot	avg	pf	fo	ast	to	blk	stl	pts	avg
2006-07	35-13	473/13.5	75-116	.647	0-1	.000	24-45	.533	61	85	146	4.2	74	1	11	19	67	12	174	5.0
2007-08	34-34	968/28.5	109-170	.641	1-2	.500	50-100	.500	75	189	264	7.8	99	5	18	41	157	18	269	7.9
2008-09	36-36	1012/28.1	180-328	.549	0-1	.000	104-159	.654	103	214	317	8.8	83	2	28	60	170	22	464	12.9
2009-10	34-34	1082/31.8	173-296	.584	0-0	.000	115-191	.602	97	254	351	10.3	84	2	29	66	163	22	461	13.6
TOTAL	139-117	3535/25.4	537-910	.590	1-4	.250	293-495	.592	336	742	1078	7.8	340	10	86	186	557	74	1368	9.8