

# MISSISSIPPI STATE UNIVERSITY

## 2007-08 MEN'S BASKETBALL

Mississippi State University Athletic Media Relations • PO Box 5308 • MSU, MS 39762  
 Men's Basketball SID: David Rosinski • 662-325-3595 • [rosinski@athletics.msstate.edu](mailto:rosinski@athletics.msstate.edu)  
**Game #33 - Mississippi State (22-10, 12-4 SEC) vs. Oregon (18-13, 9-9 Pac-10)**  
**NCAA Men's Basketball Championship • Friday, March 21, 2008 • 6:25 p.m. CT**  
**South Regional • Little Rock, Arkansas • Alltel Arena (16,060) • CBS Sports**

PROBABLE STARTERS & TOP SUBSTITUTES

### MISSISSIPPI STATE BULLDOGS (22-10, 12-4 SEC WEST CHAMPS)

Pos.	No.	Name	Ht.	Wt.	Cl.	Hometown	PPG	RPG	APG
F	23	Charles Rhodes	6-8	245	Sr.	Jackson, MS	16.9	7.7	1.4 bpg
C	32	Jarvis Varnado	6-9	210	So.	Brownsville, TN	7.7	7.9	4.6 bpg
G	22	Barry Stewart	6-2	170	So.	Shelbyville, TN	11.6	4.7	2.7
G	11	Ben Hansbrough	6-3	205	So.	Poplar Bluff, MO	10.4	3.9	2.6
G	44	Jamont Gordon	6-4	230	Jr.	Nashville, TN	17.3	6.3	4.8
F/C	21	Brian Johnson	6-9	245	Jr.	Laurinburg, NC	2.4	2.3	0.4 bpg
G/F	2	Ravarn Johnson	6-7	175	Fr.	Lyon, MS	2.5	1.1	0.4

### OREGON DUCKS (18-13, 9-9 Pac-10)

Pos.	No.	Name	Ht.	Wt.	Cl.	Hometown	PPG	RPG	APG
F	10	Maarty Leunen	6-9	220	Sr.	Redmond, OR	15.2	9.2	2.8
F	50	Joevan Catron	6-6	235	So.	Phoenix, IL	9.0	5.8	2.2
G	1	Malik Hairston	6-6	220	Sr.	Detroit, MI	16.1	4.8	2.2
G	4	Bryce Taylor	6-4	210	Sr.	Encino, CA	13.0	3.7	1.4
G	12	Tajuan Porter	5-6	150	So.	Detroit, MI	13.8	2.3	2.4
G	34	Kamyrn Brown	6-2	170	Fr.	Santa Ana, CA	4.4	1.7	3.2
G	24	LeKendric Longmire	6-5	200	Fr.	Pascagoula, MS	3.8	1.5	0.2

**MSU Road Headquarters in Little Rock: Doubletree Hotel (501-372-4371)**

### NO. 8 SEED MSU MEETS NO. 9 SEED OREGON IN LITTLE ROCK TO BEGIN NCAA PLAY

Making their fifth NCAA Tournament appearance in the last seven years, the eighth-seeded Mississippi State Bulldogs (22-10, 12-4 SEC) meet the ninth-seeded Oregon Ducks (18-13, 9-9 Pac-10) of the Pac-10 Conference Friday evening in Little Rock, Ark., during first-round tournament action of the South Regional. Tip-off at the 16,060-seat Alltel Arena is set for 6:25 p.m. CT.

All NCAA Tournament games will be televised by CBS Sports, with **Ian Eagle** and former Duke standout **Jim Spanarkel** scheduled to call the action from Little Rock this weekend. The winner of Friday's MSU-OU matchup will advance to take on the winner of the game between the top-seeded and second-ranked Memphis Tigers and No. 16 seed Texas-Arlington Sunday.

Winners of eight of their last 11 contests, coach **Rick Stansbury's** 22-10 Bulldogs claimed their fourth SEC Western Division title in the last six seasons with this year's 12-4 regular-season league mark. MSU won the SEC West by three games over runner-up Arkansas. Most recently in Atlanta during last weekend's SEC Tournament, State posted a 69-67 overtime triumph over divisional rival Alabama on Friday evening before dropping a 64-60 decision to eventual tourney champion Georgia during Saturday's semifinal-round action held at Georgia Tech's Alexander Memorial Coliseum.

Entering postseason tournament play still ranked second in the nation in both field-goal percentage defense (.368) and blocked shots (7.94 bpg), the Bulldogs are paced by the first-team, all-SEC veteran tandem of junior guard/forward **Jamont Gordon** (17.3 ppg, 6.3 rpg & 4.8 apg) and senior forward **Charles Rhodes** (16.9 ppg, 7.7 rpg & 56% FGs). Defensively, SEC Defensive Player of the Year **Jarvis Varnado** (7.7 ppg & 7.9 rpg) continues to top the NCAA in blocks with 4.63 swats per contest.

Hailing from Eugene, the University of Oregon Ducks are 18-13 overall on the year and finished the regular season with a break-even 9-9 mark in Pac-10 Conference play. Guided by 11th-year head coach and 1977 Oregon graduate **Ernie Kent**, the Ducks currently rank 11th nationally in three-point field-goal percentage (.401) and 12th in overall field-goal percentage (.485). Featuring three 1,000-point career scorers, Oregon is paced by second-team, all-Pac-10 senior forward **Maarty Leunen**, who is second on the team in scoring (15.2 ppg) and the club's No. 1 rebounder at 9.2 boards per game to rank 37th nationally. Senior guard **Malik Hairston** averages a team-high 16.1 points a game and ranks as one of four UO players to have hit at least 49 three-point field goals on the season.

♦ Bulldog seniors Charles Rhodes (2-2 FGs, 2-2 FTs, 3 rebs & 1 blk in 9 mins of 2 gms) and Billy Begley (2 mins in 1 gm) are the lone current MSU players with NCAA Tournament playing experience, having played sparingly against Stanford and Duke during the 2005 NCAA Tournament in Charlotte, N.C.

♦ MSU has earned a different regional seed (#2, #3, #5, #8 & #9) during each of the team's five NCAA Tournament appearances under the guidance of 10th-year coach Rick Stansbury.

♦ With a 22-10 overall record, this year's State squad owns the same mark heading into NCAA Tournament play as did MSU's 2005 NCAA team.

♦ The University of Oregon Ducks feature two Mississippi connections... Redshirt freshman guard LeKendric Longmire previously starred at Pascagoula High School, while fourth-year assistant coach Kenny Payne hails from Laurel (Northeast Jones High School) and was a collegiate standout at the University of Louisville.

♦ Friday's MSU-Oregon matchup will showcase five 1,000-point career scorers... The Ducks feature a trio of 1,000-point scorers in seniors Malik Hairston (1,622), Bryce Taylor (1,426) and Maarty Leunen (1,246)... For the Bulldogs, veterans Jamont Gordon (1,529) and Charles Rhodes (1,403) presently rank seventh and 11th, respectively, on MSU's all-time scoring chart.

### 2007-08 MSU RESULTS (22-10, 12-4)

DATE	OPPONENT (TV)	SCORE/TIME
Nov. 10	LOUISIANA TECH	W 75-45
Nov. 15	CLEMSON (FSN/SUN)	L 82-84
Nov. 17	UT MARTIN	W 86-70
Nov. 22	#UC Irvine (ESPNU)	W 68-53
Nov. 23	#Southern Illinois (ESPN2)	L 49-63
Nov. 23	#Miami (OH) (ESPN2)	L 60-67
Dec. 1	MURRAY STATE	W 78-61
Dec. 8	SOUTHEASTERN LA. (CSS)	W 84-59
Dec. 13	MIAMI (FL) (FSN/SUN)	L 58-64
Dec. 15	*at South Alabama (CSS)	L 67-71
Dec. 19	at Loyola Marymount	W 85-54
Dec. 21	at A&M-Corpus Christi (CSS)	W 95-70
Dec. 30	MISSOURI (SS)	W 87-75
Jan. 5	*Lafayette College	W 77-53
Jan. 9	at LSU	W 61-39
Jan. 12	GEORGIA (RS)	W 60-49
Jan. 15	KENTUCKY (ESPN)	W 69-64
Jan. 19	at Alabama (RS)	W 66-56
Jan. 26	MISSISSIPPI (FSN/SUN)	W 88-68
Jan. 30	at Arkansas (RS)	L 58-78
Feb. 2	TENNESSEE (FSN/SUN)	L 71-76
Feb. 6	ALABAMA	W 73-66
Feb. 9	at Auburn (FSN/SUN)	W 83-64
Feb. 16	ARKANSAS (ESPN)	W 80-74
Feb. 20	at Mississippi (CSS-TD)	L 63-74
Feb. 23	at South Carolina (RS)	ot W 61-56
Feb. 27	AUBURN	W 89-78
Mar. 1	at Florida (CBS)	W 68-59
Mar. 5	at Vanderbilt	ot L 85-86
Mar. 8	LSU (RS)	W 84-75
Mar. 14	+Alabama (RS)	ot W 69-67
Mar. 15	+Georgia (RS)	L 60-64
Mar. 21	\$Oregon (CBS)	6:25 p.m. CT

# - Anaheim Classic (Anaheim, CA)

\* - Coors Classic (Mobile, AL)

^ - at Jackson, MS (Mississippi Coliseum)

+ - SEC Tournament (Atlanta, GA)

\$ - NCAA Tournament (Little Rock, AR)

### MSU-OREGON GAME FACTS

#### MISSISSIPPI STATE BULLDOGS

**Coach:** Rick Stansbury  
**Alma Mater:** (Campbellsville, 1982)  
**MSU Record:** 208-114 (10th year) -- 3-4 in NCAA  
**Career Record:** 208-114 (10th year) -- 3-4 in NCAA

#### OREGON DUCKS

**Coach:** Ernie Kent  
**Alma Mater:** (Oregon, 1977)  
**School Record:** 211-133 (11th year)  
**Career Record:** 301-213 (17th year)

#### SERIES INFORMATION

**Series Record:** First Meeting

#### TELEVISION: CBS SPORTS

**Talent:** IAN EAGLE (PxP); JIM SPANARKEL (COLOR)

Available on MSU's 29-station radio network throughout Mississippi and via [www.msstateathletics.com](http://www.msstateathletics.com)  
 PxP: Jack Cristil (51st year); Color: Jim Ellis (25th year)

## STATISTICAL COMPARISON MSU vs. OREGON

	MSU	UO
Overall Record	22-10	18-13
Conference Record	12-4	9-9
Scoring	73.1	76.8
Scoring Defense	65.1	72.4
Scoring Margin	+8.0	+4.4
Field Goal Pct	46.1	48.5
Opp. Field Goal Pct.	36.8	44.3
3-Point FG Percentage	33.4	40.1
Opp. 3-Point FG Pct.	32.0	33.6
Free Throw Percentage	64.4	68.9
Opp. Free Throw Pct.	69.2	69.3
Rebounding Average	40.9	34.1
Opp. Rebounding Ave.	36.4	32.2
Rebound Margin	+4.5	+1.9
Turnovers	15.3	12.6
Turnover Margin	-2.6	-1.5
Assists.	13.2	14.9
Blocked Shots	7.9	2.5
Steals	6.0	4.6

## STATISTICAL LEADERS MSU vs. OREGON

SCORING			
MSU	PPG	UO	PPG
Gordon	17.3	Hairston	16.1
Rhodes	16.9	Leunen	15.2
Stewart	11.6	Porter	13.8

REBOUNDING			
MSU	RPG	UO	RPG
Varnado	7.9	Leunen	9.2
Rhodes	7.7	Catron	5.8
Gordon	6.3	Hairston	4.8

ASSISTS			
MSU	APG	UO	APG
Gordon	4.8	Brown	3.2
Stewart	2.7	Leunen	2.8
Hansbrough	2.6	Porter	2.4

BLOCKS			
MSU	BPG	UO	BPG
Varnado	4.6	Hairston	0.9
Rhodes	1.4	Catron	0.4
Gordon	0.6	Taylor/Leunen	0.4

STEALS			
MSU	SPG	UO	SPG
Stewart	1.3	Leunen	0.8
Gordon	1.2	Brown	0.8
Hansbrough	1.0	Taylor	0.7

FIELD GOAL PERCENTAGE			
MSU	FG%	UO	FG%
B. Johnson	64.4	Platt	58.3
Varnado	64.2	Dorsainvil	57.4
Rhodes	55.5	Leunen	56.3

THREE-POINT FG PERCENTAGE			
MSU	3FG%	UO	3FG%
Benock	42.4	Leunen	50.9
Hansbrough	35.8	Hairston	43.8
Stewart	33.7	Taylor	39.5

FREE THROW PERCENTAGE			
MSU	FT%	UO	FT%
B. Johnson	81.0	Taylor	81.3
Hansbrough	79.1	Leunen	78.6
Gordon	70.8	Porter	78.6

## STATE TO MAKE SECOND APPEARANCE AT LITTLE ROCK'S ALLTEL ARENA

This week's NCAA Tournament appearance at the 16,060-seat Alltel Arena will mark the Bulldogs' second visit to the 370,000-square-foot entertainment and convention facility since the arena opened in October 1999.

Four years ago en route to going undefeated on the road (12-0 overall and 8-0 in SEC play) and capturing the school's first outright regular-season SEC championship since 1962-63, coach **Rick Stansbury**'s 2003-04 Bulldogs (aka 'The Road Warriors'), ranked 24th at the time, completed a perfect 11-0 regular-season, non-conference slate by claiming a 68-58 road triumph over the Trojans of Arkansas-Little Rock. State's first-team, all-SEC tandem of senior guard **Timmy Bowers** and eventual SEC Player of the Year **Lawrence Roberts** tallied 22 and 20 points, respectively, for the winners. After being held scoreless with only four first-half rebounds, Roberts exploded for 20 second-half points and nine boards over the final 20 minutes to finish with his eighth double-double (20/13) of the season. UALR was led by **Brandon Freeman** and **Darius Eason** with 11 points apiece.

As a team in their previous visit to the Alltel Arena, the Bulldogs shot 46 percent (20-of-44 FGs) from the field, including 7-of-17 (41%) from beyond the three-point arc, and 68 percent (21-of-31 FTs) from the charity stripe.

In previous basketball competition in the city of Little Rock over the years, Mississippi State dropped a pair of neutral-site decisions to the Arkansas Razorbacks at Barton Coliseum during the 1977-78 (94-61) and 1965-66 (69-61) campaigns.

## BULLDOGS AND DUCKS TO MEET FOR FIRST TIME ON THE HARDWOOD

The Bulldogs of Mississippi State and the Oregon Ducks of the Pac-10 Conference will meet for the first time ever on the hardwood this week at the Alltel Arena in Little Rock, Ark.

Having most recently claimed a convincing 93-70 first-round win over the Stanford Cardinal during the 2005 NCAA Tournament in Charlotte, N.C., MSU owns a 4-8 all-time composite record against the 10 schools that currently comprise the Pac-10 Conference.

In his 10th season at the Bulldog helm, coach **Rick Stansbury** is 2-3 all-time versus the Pac-10, having also previously knocked off eventual 2000-01 NCAA runner-up Arizona, 75-74, in the tournament title game of the UA-hosted 2000 Bank One Fiesta Bowl Classic played at the Wildcats' McKale Center.

State's most recent setback to a Pac-10 member came against Arizona, 68-64, during the 2004 John R. Wooden Classic in Anaheim. Under Stansbury's direction, State has fallen at California, 83-76 in overtime, in an opening-round game of the 2000 TiVo Preseason NIT, while also losing to then-No. 1 ranked Stanford, 76-56, during the 1999 Pete Newell Challenge played at The Arena in Oakland.

## ALL-TIME SERIES BREAKDOWN VS. PAC-10 CONFERENCE OPPONENTS

Opponent	MSU Record	Stansbury	Opponent	MSU Record	Stansbury
Arizona	1-2	1-1	Southern California	1-0	0-0
Arizona State	0-1	0-0	Stanford	1-1	1-1
California	0-2	0-1	UCLA	0-1	0-0
Oregon	0-0	0-0	Washington	0-1	0-0
Oregon State	1-0	0-0	Washington State	0-0	0-0
			<b>TOTALS</b>	<b>4-8</b>	<b>2-3</b>

## MSU'S STANSBURY IS 6-1 ALL-TIME VERSUS CONFERENCE USA OPPONENTS

Having most recently knocked off both UAB (86-84 in Starkville) and Tulane (72-50 in New Orleans) during the team's 2003-04 SEC championship season, coach **Rick Stansbury**'s Bulldogs are 6-1 against current Conference USA opponents. Since taking over MSU's head coaching duties in 1998, Stansbury owns career marks of 3-0 against Tulane; 2-0 versus UAB; 1-0 against Southern Mississippi; and 0-1 versus Tulsa (2001 NIT).

## ALL-TIME SERIES BREAKDOWN VS. CONFERENCE USA OPPONENTS

Opponent	MSU Record	Stansbury	Opponent	MSU Record	Stansbury
UAB	3-4	2-0	Rice	3-0	0-0
UCF	0-0	0-0	SMU	0-0	0-0
East Carolina	3-0	0-0	Southern Mississippi	14-4	1-0
Houston	0-5	0-0	Tulane	54-37	3-0
Marshall	0-1	0-0	Tulsa	0-1	0-1
Memphis	11-12	0-0	UTEP	0-0	0-0
			<b>TOTALS</b>	<b>88-64</b>	<b>6-1</b>

## BULLDOGS AND TIGERS BID TO RENEW HOOPS RIVALRY OF MID-SOUTH POWERS

In a major potential Mid-South hoops rivalry that has been dormant since the 1984-85 season, the University of Memphis owns a slight 12-11 all-time series lead over Mississippi State through the years. With the competitive series dating back to the 1946-47 campaign, the two teams have split four previous contests in Starkville as well as equally dividing 14 prior meetings in Memphis. Having also battled in Los Angeles (1983), Murray, Ky. (1959), New Orleans (1958) and Jackson, Miss. (1962 & 1963) over the years, the Tigers claim a 3-2 series edge in neutral-site contests.

The most recent meeting took place at Humphrey Coliseum in Starkville (Dec. 15, 1984), as Memphis State All-American **Keith Lee** totalled 27 points and nine rebounds to lead the visiting Tigers to a 68-59 road win over coach **Bob Boyd**'s State squad. The Bulldogs' most recent victory over Memphis came by way of a 50-49 upset win on the road over the then-No. 4 Tigers, guided by **Dana Kirk**, with 11,000-plus fans in attendance at Mid-South Coliseum back on Dec. 10, 1983. Boyd used only six players in the contest, with four starters playing all 40 minutes and current interim LSU head coach **Butch Pierre** playing all but two minutes in the slow-paced contest.

## STANSBURY OWNS 16-2 CAREER MARK VS. CURRENT SOUTHLAND FOES

With regular-season wins this season over Southeastern Louisiana (84-59 on Dec. 8 in Starkville) and Texas A&M-Corpus Christi (95-70 on Dec. 21 in Corpus Christi), the Bulldogs own a 16-2 composite record versus the 12 teams currently affiliated with the Southland Conference under the guidance of 10th-year head coach **Rick Stansbury**. Dating back to his rookie season (1998-99) at the State helm, Stansbury is 5-0 versus McNeese State; 4-1 against Southeastern Louisiana; 3-0 versus Nicholls State; 2-0 against TAMUCC; 1-1 versus Northwestern State; and 1-0 against Sam Houston State.

## ALL-TIME SERIES BREAKDOWN VS. SOUTHLAND CONFERENCE FOES

Opponent	MSU Record	Stansbury	Opponent	MSU Record	Stansbury
Central Arkansas	1-0	0-0	Southeastern Louisiana	16-1	4-1
Lamar	0-0	0-0	Stephen F. Austin	0-0	0-0
McNeese State	6-1	5-0	Texas A&M-Corpus Christi	2-0	2-0
Nicholls State	4-0	3-0	Texas State	0-0	0-0
Northwestern State	5-1	1-1	Texas-Arlington	0-0	0-0
Sam Houston State	1-0	1-0	Texas-San Antonio	0-0	0-0
			<b>TOTALS</b>	<b>35-3</b>	<b>16-2</b>

## MSU EARNS EIGHTH POSTSEASON TOURNEY BID OF STANSBURY ERA

Having received a No. 8 national seed within the South Regional bracket of this year's NCAA Men's Basketball Championship, the Mississippi State Bulldogs have earned their eighth postseason tournament berth under the direction of 10th-year head coach **Rick Stansbury**. This week in Little Rock, Ark., MSU will be making its fifth NCAA Tournament appearance (2008, '05-'04-'03-'02) during the past decade and first since the 2004-05 campaign, while also having made three previous NIT showings (2007, '01 & 1999) dating back to the 1998-99 season.

Prior to Stansbury's hiring as MSU's head coach in 1998, Mississippi State had made seven total prior postseason tournament appearances (4 NCAA & 3 NIT) in the 86 previous seasons of basketball competition. In addition to Stansbury's Bulldogs more than doubling the school's all-time postseason tournament appearances from seven to 15 during the past decade alone, the Bulldogs' previous run of four straight NCAA Tournament berths (2002-05) also doubled the prior school record of back-to-back NCAA appearances previously set in 1994-95 (NCAA Sweet 16) and 1995-96 (NCAA Final Four) by **Richard Williams'** MSU clubs.

All total during 96 seasons of collegiate basketball competition at Mississippi State, the Bulldogs have now made 15 all-time postseason tournament appearances, including last year's sixth NIT berth in school history. MState has compiled a 6-5 composite record in six NIT appearances (2007, 2001, 1999, 1994, 1990 & 1979), including last year's national semifinal-round showing in New York City and the team's quarterfinal-round NIT effort in 2001.

MSU has also put together a collective 10-8 record during eight previous all-time appearances in the NCAA Tournament, including four straight NCAA tourney showings under Stansbury's guidance earlier this decade (2002-05).

### MISSISSIPPI STATE'S ALL-TIME POSTSEASON TOURNAMENT APPEARANCES (15)

Season	Coach	Overall Record	SEC Record	SEC Finish	Final Rankings	Postseason
2007-08	Stansbury	22-10 .688	12-4 .750	1st (West)		NCAA
2006-07	Stansbury	21-14 .600	8-8 .500	T-1st (West)		NIT Semifinals
2004-05	Stansbury	23-11 .676	9-7 .563	3rd (West)		NCAA 2nd Round
2003-04	Stansbury	26-4 .867	14-2 .875	1st	#8 AP/ #13 ESPN	NCAA 2nd Round
2002-03	Stansbury	21-10 .677	9-7 .563	1st (West)	#20 AP	NCAA 1st Round
2001-02	Stansbury	27-8 .771	10-6 .625	2nd (West)	#17 AP/ #21 ESPN	NCAA 2nd Round
2000-01	Stansbury	18-13 .581	7-9 .438	T-4th (West)		NIT Quarterfinals
1998-99	Stansbury	20-13 .606	8-8 .500	T-3rd (West)		NIT First Round
1995-96	Williams	26-8 .765	10-6 .625	1st (West)	#19 AP/ #4 CNN	NCAA Final Four
1994-95	Williams	22-8 .733	12-4 .750	T-1st (West)	#18 AP/ #12 CNN	NCAA Sweet 16
1993-94	Williams	18-11 .621	9-7 .563	3rd (West)		NIT First Round
1990-91	Williams	20-9 .690	13-5 .722	T-1st	#21 AP/ #18 UPI	NCAA 1st Round
1989-90	Williams	16-14 .533	7-11 .389	T-8th		NIT 2nd Round
1978-79	Hatfield	19-9 .679	11-7 .611	T-3rd		NIT 1st Round
1962-63	McCarthy	22-6 .786	12-2 .857	1st	#6 AP/ #7 UPI	NCAA (1stR-Cons)

### BULLDOGS EARN NCAA TOURNEY BERTH AFTER TWO-YEAR ABSENCE

With this year's No. 8 seed in the Little Rock-hosted South Regional first- and second-round games of the NCAA Men's Basketball Championship, the Bulldogs of Mississippi State are making their ninth all-time NCAA Tournament appearance and fifth under the direction of 10th-year head coach **Rick Stansbury** - the school's all-time winningest basketball coach.

Most recently during the 2005 NCAA Tournament's first- and second-round games of the Austin Regional played at the Charlotte Coliseum, the ninth-seeded Bulldogs claimed a 93-70 first-round win over the No. 8 seed Stanford Cardinal of the Pac-10 Conference before dropping a 63-55 second-round decision to top-seeded Duke. The year prior upon capturing the school's first outright SEC regular-season championship since 1962-63 and earning its highest tournament seed ever, second-seeded State advanced to the second round of the 2004 NCAA Tournament with an 85-52 win over 15th-seeded Monmouth before falling, 89-74, to an Elite Eight-bound and seventh-seeded Xavier ballclub at Orlando's TD Waterhouse Centre as part of the Atlanta Regional.

Also under Stansbury's leadership, the fifth-seeded Bulldogs fell to No. 12 seed Butler, 47-46, in the opening round of the 2003 NCAA East Regional played at the Birmingham-Jefferson Civic Center. Stansbury's initial NCAA Tournament team advanced to the second round of the 2002 Midwest Regional held at the American Airlines Center in Dallas as a No. 3 seed by knocking off 14th-seeded McNeese State, 70-58, before falling to the sixth-seeded Texas Longhorns by a 68-64 final tally.

Mississippi State is making its 13th postseason tournament appearance (8 NCAA & 5 NIT) since 1990. Highlighted by a school-first Final Four run in 1996 and preceded the year prior by a Sweet 16 showing in 1995 under the guidance of **Richard Williams**, MSU has now made eight NCAA Tournament appearances since 1990 and nine all-time in the school's 96-year hoops history. The program's first-ever NCAA Tournament participation took place in 1962-63 at the Jenison Field House in East Lansing, Mich., under the direction of coach **Babe McCarthy**.

MSU owns a 10-8 all-time composite record in NCAA Tournament competition through the years, while Stansbury is 3-4 collectively during his four previous NCAA showings.

### MSU'S ALL-TIME HISTORY OF NINE NCAA TOURNAMENT APPEARANCES (10-8)

Season	Coach	Overall Record	SEC Record	SEC Finish	NCAA Seeding	NCAA Results
2007-08	Stansbury	22-10 .688	12-4 .750	1st (West)	8th (South)	
2004-05	Stansbury	23-11 .676	9-7 .563	3rd (West)	9th (Austin Reg.)	1-1 (2nd Round)
2003-04	Stansbury	26-4 .867	14-2 .875	1st	2nd (Atlanta Reg.)	1-1 (2nd Round)
2002-03	Stansbury	21-10 .677	9-7 .563	1st (West)	5th (East)	0-1 (1st Round)
2001-02	Stansbury	27-8 .771	10-6 .625	2nd (West)	3rd (Midwest)	1-1 (2nd Round)
1995-96	Williams	26-8 .765	10-6 .625	1st (West)	5th (Southeast)	4-1 (Final Four)
1994-95	Williams	22-8 .733	12-4 .750	T-1st (West)	5th (West)	2-1 (Sweet 16)
1990-91	Williams	20-9 .690	13-5 .722	T-1st	5th (East)	0-1 (1st Round)
1962-63	McCarthy	22-6 .786	12-2 .857	1st	No Seeding	1-1 (1st R-Cons.)

### MSU GETS FIFTH DIFFERENT NCAA SEEDING OF RICK STANSBURY ERA

This year marks the fifth different national seeding MSU has received in its five NCAA Tournament appearances under the guidance of 10th-year head coach **Rick Stansbury**. This year also marks the team's first-ever No. 8 national seeding in NCAA Tournament play.

Through the years, the Bulldogs have earned the No. 5 seed four times with a 6-4 composite record (2003, 1996, '95 & '91). MSU has also been a No. 2 seed (1-1 in 2004), No. 3 seed (1-1 in 2002) and No. 9 seed (1-1 in 2005) all one time previously.

This year will also mark the first time a State team has battled a No. 9 seed in NCAA Tournament play. Through the years, MSU is 2-2 vs. No. 12 seeds; 1-2 vs. No. 1 seeds; 1-1 vs. No. 4 seeds; 1-0 vs. No. 2, 8, 13, 14 and 15 seeds; and 0-1 vs. No. 6 and 7 seeds all-time. The Bulldogs' lone win over a top seed was against Connecticut in Lexington, Ky., en route to advancing to the 1996 NCAA Final Four.

## MISSISSIPPI STATE QUICK FACTS

### LOCATION:

Starkville, Mississippi

### FOUNDED:

February 28, 1878

### CONFERENCE:

Southeastern (SEC Western Division)

### ENROLLMENT:

17,039 (Fall 2007)

### COLORS:

Maroon (PMS 202) and White

### NICKNAME (MASCOT):

Bulldogs (Bully)

### HOME COURT (CAPACITY):

Humphrey Coliseum (10,500)

### ALL-TIME RECORD IN HOME ARENA:

328-126 (.722) since 1975-76

### ALL-TIME LARGEST HOME CROWD:

10,735 (Feb. 7, 2004 vs Mississippi)

### PRESIDENT:

Dr. Robert H. "Doc" Foglesong (W. Va., 1968)

### FACULTY ATHLETICS REPRESENTATIVE:

Dr. Steven C. Turner (Mercer, 1975)

### DIRECTOR OF ATHLETICS:

Larry Templeton (Mississippi State, 1969)

### HEAD BASKETBALL COACH:

Rick Stansbury (Campbellsville, 1982)

MSU Record: 207-114 (10th season)

Career Record: 207-114 (10th season)

### ASSISTANT BASKETBALL COACHES:

Robert Kirby (Pan American, 1983)

Phil Cunningham (Campbellsville, 1990)

Marcus Grant (Mississippi State, 1995)

### COORDINATOR OF BASKETBALL OPERATIONS:

Talvis Franklin (Mississippi State, 2007)

### BASKETBALL TRAINER:

Scott Johnson (West Alabama, 1995)

### BASKETBALL SID:

David Rosinski (South Carolina, 1985)

### 2007-08 SEASON RECORDS:

Overall Record: 22-10

SEC Record: 12-4 (1st in SEC West)

SEC Tournament Record: 1-1 (Semifinals)

### FIRST YEAR OF MSU BASKETBALL:

1908-09 (1,224-1,030 in 96th Season)

### NCAA TOURNAMENT APPEARANCES:

9 (2008, '05-04-03-02, 1996-95, '91, '63) -- 10-8

### BEST NCAA TOURNAMENT FINISHES:

1996 Final Four; 1995 Sweet Sixteen

### NIT APPEARANCES:

6 (2007-2001-1999-1994-1990-1979) -- 6-6

### BEST NIT FINISH:

2007 National Semifinals

### SEC TOURNAMENT CHAMPIONSHIPS:

2 (2002-1996)

### SEC OVERALL CHAMPIONSHIPS:

6 (2004-1991-1963-1962-1961-1959)

### SEC WESTERN DIVISION TITLES:

6 (2008-2007-2004-2003-1996-1995)

## 2007-08 ALL-SEC TEAMS

### COACHES ALL-SEC FIRST TEAM

Richard Hendrix, Alabama\*  
Sonny Weems, Arkansas  
Ramel Bradley, Kentucky  
Jamont Gordon, Mississippi State#  
Charles Rhodes, Mississippi State  
Devan Downey, South Carolina  
Chris Lofton, Tennessee\*  
Tyler Smith, Tennessee  
Shan Foster, Vanderbilt#

### COACHES ALL-SEC SECOND TEAM

Nick Calathes, Florida  
Sundiata Gaines, Georgia  
Joe Crawford, Kentucky  
Patrick Patterson, Kentucky  
Marcus Thornton, LSU  
Dwayne Curtis, Ole Miss  
JaJuan Smith, Tennessee  
A.J. Ogilvy, Vanderbilt

### COACHES ALL-SEC FRESHMAN TEAM

Nick Calathes, Florida#  
Jai Lucas, Florida#  
Chandler Parsons, Florida\*  
Jeremy Price, Georgia  
Patrick Patterson, Kentucky#  
Anthony Randolph, LSU#  
Trevor Gaskins, Ole Miss\*  
Chris Warren, Ole Miss#  
Mike Holmes, South Carolina\*  
A.J. Ogilvy, Vanderbilt#

### COACHES ALL-SEC DEFENSIVE TEAM

Steven Hill, Arkansas\*  
Sundiata Gaines, Georgia\*  
Ramel Bradley, Kentucky\*  
Garrett Temple, LSU  
Jarvis Varnado, Mississippi State#  
JaJuan Smith, Tennessee

# - Unanimous Selection; \* - Ties

### SEC COACH OF THE YEAR

Billy Gillispie, Ky. & Bruce Pearl, Tenn.\*

### SEC PLAYER OF THE YEAR

Shan Foster, Vanderbilt

### SEC SCHOLAR-ATHLETE OF THE YEAR

Dave Bliss, Georgia

### SEC FRESHMAN OF THE YEAR

Nick Calathes, Fla. & Patrick Patterson, Ky.\*

### SEC SIXTH MAN OF THE YEAR

J.P. Prince, Tennessee

### SEC DEFENSIVE PLAYER OF THE YEAR

Jarvis Varnado, Mississippi State#

### AP ALL-SEC FIRST TEAM

Shan Foster, Vanderbilt#  
Jamont Gordon, Mississippi State#  
Richard Hendrix, Alabama  
Chris Lofton, Tennessee  
Tyler Smith, Tennessee  
Devan Downey, South Carolina

### AP ALL-SEC SECOND TEAM

Charles Rhodes, Mississippi State  
Patrick Patterson, Kentucky  
Ramel Bradley, Kentucky  
Marcus Thornton, LSU  
Nick Calathes, Florida  
Sonny Weems, Arkansas  
Dwayne Curtis, Ole Miss

### AP HONORABLE MENTION ALL-SEC

Joe Crawford, Kentucky; Sundiata Gaines, Georgia; A.J. Ogilvy, Vanderbilt; Anthony Randolph, LSU; JaJuan Smith, Tennessee; Jarvis Varnado, Mississippi State

### SEC PLAYER OF THE YEAR

Shan Foster, Vanderbilt

### SEC COACH OF THE YEAR

Bruce Pearl, Tennessee

### SEC NEWCOMER OF THE YEAR

Nick Calathes, Florida

## 2007-08 MISSISSIPPI STATE HOOPS NOTEBOOK

### MSTATE SETS NEW ALL-TIME SEC SINGLE-SEASON BLOCKS RECORDS

Having previously established a new all-time, single-season school standard for blocked shots for the second straight season (254 blocks this season after 222 last year), the Bulldogs continue to rank second nationally in blocks as a team (behind NCAA leader Connecticut; 8.78 bpg) with an average of 7.94 blocks per game. On target to also easily eclipse the current SEC all-time, single-season mark for blocks-per-game average (7.03 bpg by the 1989-90 LSU club), this year's State squad most recently broke Kentucky's previous all-time SEC season mark of 240 blocks set in 1997-98.

Having tipped off the 2008 calendar year with four consecutive games with 10 or more blocks, including 16 and 15 rejects in back-to-back outings against Georgia and Kentucky on Jan. 12 and 15, respectively, the Bulldogs have reached double digits in blocks 10 times this season. Also in SEC play this season, MSU was credited with 10 blocks against Tennessee and LSU (both games).

Individually this season, sophomore center **Jarvis Varnado** maintains his position as the nation's No. 1 shot-blocker (4.63 bpg) ahead of Alabama A&M's **Mickell Gladness** (4.52 bpg). Varnado has had 16 outings this season with at least five blocks, including a trio of school-record, 10-block efforts (Kentucky, Georgia & Miami, Fla.). Now with a school-record 148 blocks this season, Varnado stands third on the SEC's all-time, single-season blocks list and looks to challenge **Shaquille O'Neal**'s current league standard of 157 blocks set at LSU in 1991-92 (which currently ranks 15th on the NCAA's all-time list). Amazingly with his 148 swats on the year, Varnado has more blocks individually this season than eight SEC teams. Varnado also already ranks second on the school's all-time list with 215 blocks in just 67 career outings (3.21 bpg), trailing only current Dallas Mavericks veteran center **Erick Dampier** (249 blks in 93 gms for 2.68 bpg) on MSU's career blocks chart.

### MSU AND HOYAS BATTLE FOR TOP SPOT IN FG PERCENTAGE DEFENSE

Having limited 14 of their 18 SEC opponents to less than 40 percent shooting from the field, as well as holding the opposition to a collective 36.2 percent (512-of-1414 FGs) accuracy mark from the field over the last 22 games (since Dec. 19 at Loyola Marymount), the Bulldogs continue to rank second among the nation's leaders in field-goal percentage defense (.368) behind Georgetown (.367). MState is bidding to establish a new modern-day (post-1964), single-season Southeastern Conference record for field-goal percentage defense currently owned by the 1964-65 Tennessee team (.374).

This season, the Bulldogs have yet to allow an opponent to shoot 50 percent from the field (South Alabama shot 49.1%). In fact, 22 of MSU's 32 foes have been held under 40 percent field-goal shooting on the year, including four opponents held under 30 percent. During each of the last seven games, MSU has limited Georgia (39.3% FGs), Alabama (31.8%), LSU (38.9%), Vanderbilt (39.5%), Florida (36.1%), Auburn (39.4%) and South Carolina (30.8%) all under the 40-percent mark.

The Bulldogs limited their first three opponents of the 2008 calendar year -- Georgia (16-65 FGs for 24.6%), LSU (14-66 FGs for 21.2%) and Lafayette (19-72 FGs for 26.4%) -- all below the 30-percent mark from the field. MState also held Louisiana Tech to just 27.4 percent accuracy (17-62 FGs) from the field in the season opener. On the season, six MSU foes have been limited to less than 20 made field goals in a game, including Georgia (16), LSU (14) and Lafayette (19), as well as Loyola Marymount (19), UC Irvine (19) and Louisiana Tech (17). Three other MSU opponents this season (Southern Illinois, Alabama-road & South Carolina) have managed just 20 field goals made.

### MSU'S JAMONT GORDON RECEIVING PLENTY OF POSTSEASON ACCOLADES

In addition to being selected as one of the top 24 candidates listed on the official ballot for the prestigious John R. Wooden Award and being tabbed one of 16 national finalists for this year's Bob Cousy Award, junior guard/forward **Jamont Gordon** has been chosen to the all-America teams for Scout.com (second team) and Dick Vitale's All-Solid Gold Team for ESPN.com (sixth team).

Gordon ranks sixth in the SEC in scoring (17.3 ppg), third in assists (4.81 apg) and 16th in rebounding (6.3 rpg) for all games. In conference action, he finished seventh in scoring (17.5 ppg), third in assists (4.94 apg), 15th in rebounding (6.3 rpg), 13th in made 3-pointers per game (2.13/gm), 14th in three-point percentage (.343), and 13th in free-throw percentage (.687).

A native of Nashville, Gordon ranks seventh on MSU's all-time scoring list with 1,529 career points, third with 470 career assists and 14th with 655 career rebounds. During his 97-game MSU playing career (all starts), Gordon is averaging 15.8 points, 6.8 rebounds and 4.8 assists per outing. He has now scored in double figures in 84 of 97 career games with 26 efforts of 20 or more points (15 this season) and 13 career double-doubles, including last year's triple-double against Vanderbilt.

Gordon presently ranks as the lone active non-senior NCAA Division I men's basketball player (Butler senior **Mike Green** is the only other player) to have amassed 1,500 career points, 650 career rebounds and 450 career assists, along with rating as one of only two D1 men's players (UT Martin junior **Lester Hudson** is the other) to average 17.0 points, 6.0 rebounds and 4.5 assists on the year.

### BULLDOGS HAVE THREE TRIPLE-DOUBLES OVER LAST FOUR SEASONS

Including **Jarvis Varnado**'s triple-double performance (10 points, 12 rebounds & 10 blocks) against Kentucky during ESPN's Super Tuesday telecast on Jan. 15, Mississippi State has now recorded three triple-doubles over the past four seasons - all by different players.

A native of Brownsville, Tenn., Varnado (nicknamed 'SWAT' and the benefactor of a 7-foot-4-inch wingspan) is currently the nation's No. 1 shot-blocker at 4.63 rejects per contest. Varnado was credited with seven triple-doubles as an all-state senior at Brownsville's Haywood High School.

Last season (Feb. 21, 2007) during MSU's 83-70 home win over 17th-ranked Vanderbilt, then-sophomore **Jamont Gordon** totalled 15 points, 12 rebounds and 10 assists against the Commodores. Four years ago (Nov. 21, 2004), All-American **Lawrence Roberts** registered the first officially recorded triple-double in Mississippi State men's basketball history with 18 points, 11 rebounds and 12 assists in the Bulldogs' 98-69 home triumph over Nicholls State.

According to research providing by STATS out of Chicago, Mississippi State has accounted for three of the five triple-doubles registered by Southeastern Conference members dating back to the 1996-97 campaign (Florida's **Corey Brewer** and **Chuck Eidson** of South Carolina are the others).

### MSTATE'S FIRST-EVER NCAA TOURNAMENT TEAM TO BE HONORED

Later this month at Detroit's COBO Convention Center in conjunction with the 2008 NCAA men's basketball regional, Mississippi State's first NCAA Tournament basketball team from 1962-63, along with the 1963 national champion Loyola (Ill.) club, will be honored guests of the NCAA. Slated for Saturday, March 29 in Detroit, a special private reception and reunion featuring both teams will be held in which a special screening of the "Game of Change" documentary will be shown.

During the March 7-8 weekend on the MSU campus, State's 1962-63 squad was honored during a private Friday night reception at McCarthy Gym, followed by a banquet in the Bryce Griffiths Boardroom at the Palmeiro Center. The team was then honored at the MSU Tip-Off Club's pre-game meeting at the Griffiths room before being recognized on the Humphrey Coliseum court during half-time of Saturday's LSU game.

Guided by the late **Babe McCarthy**, the 1962-63 MSU squad dropped a 61-51 first-round decision to eventual NCAA Champion Loyola (Ill.) before claiming a 65-60 consolation win over Bowling Green at the NCAA Midwest Regional played at the Jenison Field House in East Lansing, Mich.

## STANSBURY BECOMES MSTATE'S ALL-TIME WINNINGEST HOOPS COACH

Now in his 10th season at the Mississippi State helm with a career head coaching record of 207-114 (.645), **Rick Stansbury** earlier this season surpassed his former mentor **Richard Williams** (191-163; 1987-98) to become the school's all-time winningest men's basketball coach with the Bulldogs' 95-70 victory at Texas A&M-Corpus Christi on Dec. 21, 2007.

The Bulldogs have averaged 20.7 wins per season and have earned eight postseason tournament appearances (5 NCAA & 3 NIT) in the 10 seasons since Stansbury became MSU's head coach in 1998. Prior to Stansbury's hiring as head coach, the Bulldogs had made seven total prior postseason tournament appearances in the school's 86 previous seasons of competition.

In addition, Stansbury closely trails only Williams (89) and **Babe McCarthy** (88) for career Southeastern Conference coaching wins in school history. Having guided the Bulldogs to the 2002 SEC Tournament title, SEC Western Division crowns in 2008, 2007, 2004 and 2003, and an outright SEC overall championship in 2004, Stansbury currently sports a career coaching mark of 87-73 (.544) in regular-season conference action.

## STANSBURY MOVES TO 19TH PLACE ON SEC'S ALL-TIME WINS CHART

Having surpassed his former mentor **Richard Williams** as Mississippi State's all-time winningest basketball coach with the Bulldogs' 95-70 road win over Texas A&M-Corpus Christi on Dec. 21, 10th-year MSU head coach **Rick Stansbury** this season also became the 20th head basketball coach in Southeastern Conference history to reach the 200-win mark with MSU's 73-66 home triumph over Alabama on Feb. 6. Now with a 10-year head coaching record of 207-114 (.645), Stansbury has moved ahead of **Eddie Fogler** (204-165 at Vanderbilt & South Carolina) into 19th place and now trails No. 18 **Don DeVoe** (211-158 at Tennessee & Florida) by four victories on the league's all-time wins list.

In addition to recently becoming the 20th all-time member of the SEC's 200-win club, Stansbury is currently ranked 18th in winning percentage (.645) among the SEC's all-time listing of men's basketball coaches with a minimum of 100 wins at a league school. Stansbury presently trails only Florida's 12th-year head coach **Billy Donovan** among the SEC's current head basketball coaches in both career victories and career winning percentage (with a minimum of 100 wins at an SEC school).

In his 10th season at the Mississippi State helm after succeeding Williams as MSU's 18th head basketball coach on March 13, 1998, Stansbury is presently tied with Alabama's **Mark Gottfried** as the second-most tenured current head men's basketball coach in the SEC behind Donovan.

## MSU RATES FIRST AMONG WINNINGEST SEC WEST TEAMS SINCE 1998-99

Since 10th-year head coach **Rick Stansbury** took over Mississippi State's basketball coaching duties from **Richard Williams** in 1998, the Bulldogs rate as the winningest SEC Western Division team and the third-winningest hoops program overall in the league behind perennial SEC Eastern Division front-runners Florida and Kentucky. Over the last 10 seasons, MSU's composite record of 207-114 (.645) ranks behind only two-time defending NCAA champion Florida [255-82 (.757)] and Kentucky [246-91 (.730)].

In regular-season SEC play, the Bulldogs (87-73) continue to rank as the winningest SEC Western Division program (six-game lead over second-place Alabama), while ranking fourth overall in the league behind SEC East powerhouses Kentucky, Florida and Tennessee since 1998-99.

Additionally, Mississippi State ranks fifth behind Kentucky (17-6), Florida (15-7), Arkansas (13-9) and South Carolina (11-10) in collective SEC Tournament wins dating back to the 1999 postseason. Included in the Bulldogs' postseason tourney success under Stansbury's guidance have been a league tournament title in 2002, a school-first second straight appearance in the championship game the following year (2003), and three other semifinal-round finishes (the past two seasons and in 1999).

## TRACKING THE WINNINGEST SEC HOOPS PROGRAMS SINCE 1998-99

School	Overall Record	School	SEC Record	School	SECT Record
Florida	255-82 (.757)	Kentucky	118-42 (.738)	Kentucky	17-6 (.739)
Kentucky	246-91 (.730)	Florida	108-52 (.675)	Florida	15-7 (.682)
Mississippi State	207-114 (.645)	Tennessee	97-63 (.606)	Arkansas	13-9 (.591)
Tennessee	205-109 (.653)	Mississippi State	87-73 (.544)	South Carolina	11-10 (.524)
Alabama	198-124 (.615)	Alabama	81-79 (.506)	Mississippi State	10-9 (.526)

## MSTATE RECORDS 10TH STRAIGHT DOUBLE-DIGIT WIN SEASON AT HOME

Finishing the 2007-08 regular season with a 12-3 home record (7-1 in SEC play & 5-2 in non-SEC action), the Bulldogs have recorded their 10th consecutive season of double-digit home victories under the guidance of 10th-year head coach **Rick Stansbury**. Mississippi State has now compiled a 122-28 (.813) overall record at Humphrey Coliseum under Stansbury's direction, including a 60-20 (.750) SEC home mark and a 62-8 (.886) home record against non-conference foes.

With a 12-3 home record this season (losses to NCAA entries Tennessee, Clemson & Miami, Fla.), MState had its seven-game SEC home winning streak snapped last month with the team's 76-71 setback to then-No. 7 Tennessee. MSU's home win string in league play had dated back to last February.

Including commanding MasterCard NIT home victories over Mississippi Valley State (82-63), Bradley (101-72) and Florida State (86-71), last year's Mississippi State team established a new single-season standard with 16 home victories. With the Bulldogs having now reached twin-digit home wins during each of Stansbury's 10 seasons at the MSU helm, last year's State squad surpassed the 13-home win seasons posted by Stansbury's 2000-01 (13-4) and 2001-02 (13-1) clubs at Humphrey Coliseum, as well as coach **Babe McCarthy**'s 1961-62 (13-0) and 1957-58 (13-0) teams at the 'New Gym' (later called McCarthy Gym).

The Bulldogs have now compiled a 33-season composite record of 328-126 (.722) at "The Hump" since Mississippi State's basketball facility opened prior to the 1975-76 campaign.

## TRACKING THE BULLDOGS' HOME SUCCESS UNDER STANSBURY'S GUIDANCE

Season	Overall		SEC		Non-SEC	
	Record	Win %	Record	Win %	Record	Win %
1998-99	12-2	.857	6-2	.750	6-0	1.000
1999-00	10-4	.714	4-4	.500	6-0	1.000
2000-01	13-4	.765	6-2	.750	7-2	.778
2001-02	13-1	.929	7-1	.875	6-0	1.000
2002-03	12-2	.857	7-1	.875	5-1	.833
2003-04	12-2	.857	6-2	.750	6-0	1.000
2004-05	11-2	.846	6-2	.750	5-0	1.000
2005-06	11-5	.688	5-3	.625	6-2	.750
2006-07	16-3	.842	6-2	.750	10-1	.909
2007-08	12-3	.800	7-1	.875	5-2	.714
10-Year Totals	122-28	.813	60-20	.750	62-8	.886

## 2007-08 BULLDOG BASKETBALL NOTEBOOK

♦ The most recent connection between Mississippi State and Oregon involves UO's current sixth-year head softball coach **Kathy Arendsen** and her top assistant **J. Gaudreau**, who previously directed the MSU softball program for six seasons (1997-2002) before heading to Eugene... In the most significant athletic competition of late between the Bulldogs and Ducks, Oregon recently claimed a pair of football victories over Mississippi State during the 2002 (36-13 in Eugene) and 2003 (42-34 in Starkville) seasons... In a current connection between the states, MSU rising senior quarterback **Josh Riddell** hails from Salem, Ore., and competed for his father (Duane) at McKay High School.

♦ Seven of the Bulldogs' 10 setbacks on the season have been by single digits... Most recently during the SEC Tournament in Atlanta, MSU fell, 64-60, to eventual tourney champion Georgia in the semifinals played on the Georgia Tech campus... Previous to that on March 5, MState dropped a gut-wrenching 86-85 overtime decision at 16th-ranked Vanderbilt... State has also fallen by two points (84-82) at home to Clemson; at South Alabama by four (71-67); at home to SEC champion Tennessee by five (76-71); at home to Miami (FL) by six (64-58); and to Miami (OH) by seven (67-60) at the Anaheim Classic.

♦ Despite their heartbreaking 86-85 overtime setback at then-No. 16 Vanderbilt two weeks ago, the 2007-08 Bulldogs still achieved their second winning season (5-3) in SEC road action during the Rick Stansbury era... This season in league road action, State prevailed at Florida (68-59), South Carolina (61-56 in OT), Auburn (83-64), Alabama (66-56) and LSU (61-39)... MSU's 2003-04 SEC championship club was a perfect 8-0 in league road play (12-0 overall on the road) en route to claiming the school's first outright SEC title since 1962-63.

♦ MSU currently ranks among the top three team leaders in seven defensive statistical categories both for all games and conference games only:

Stat Category	All Games	SEC Games
Scoring Defense	1st (65.1 ppg)	2nd (66.4 ppg)
FG Pct. Defense	1st (36.8%)	1st (36.6%)
3-Point FG Pct. Defense	3rd (32.0%)	2nd (30.7%)
Rebounding	1st (40.9 rpg)	3rd (39.7 rpg)
Rebounding Margin	2nd (+4.5 rpg)	3rd (+3.0 rpg)
Defensive Rebounds	1st (28.66 drpg)	1st (28.56 drpg)
Blocked Shots	1st (7.94 bpg)	1st (8.19 bpg)

♦ According to research provided by STATS out of Chicago, Mississippi State ranks as one of only five NCAA Division I schools to have three different players record triple-doubles since 1996-97... The other schools are Arizona, Cincinnati, Connecticut and Grambling State... MSU's trio of triple-double achievers over the past four seasons are sophomore **Jarvis Varnado** (this season vs. Kentucky), now-junior **Jamont Gordon** (last season as a sophomore vs. Vanderbilt) and **Lawrence Roberts** (2004-05 vs. Nicholls State).

♦ With a composite overall record of 155-72 (.683) during the past seven seasons combined, the Bulldogs are ranked tied for 28th nationally with Ohio State and Michigan State (and ranked third among SEC teams behind Florida and Kentucky) among the winningest NCAA Division I men's basketball programs dating back to the 2001-02 season, according to STATS out of Chicago.

♦ During the Rick Stansbury era of MSU basketball, the Bulldogs are: 165-25 when leading at half-time (19-2 this year); 144-30 when shooting 45% or better from the field (14-2); 169-53 when the opposition shoots less than 45% from the field (20-8); 172-66 when out-rebounding (or tying) the opponent (19-6); 128-23 when holding the opposition to 65 points or less (13-3); 43-43 in games decided by five points or less (3-5); 11-8 in overtime games (2-1); and 16-43 vs. ranked opponents (1-3).



## 2007-08 BULLDOG BASKETBALL NOTEBOOK

♦ Mississippi State was a collective 3-7 on the season against teams competing in this year's NCAA Tournament... In addition to SEC foes Arkansas (1-1), Georgia (1-1), Kentucky (1-0), Tennessee (0-1) and Vanderbilt (0-1), the Bulldogs fell at home to ACC members Clemson (84-82 on Nov. 15) and Miami, Fla. (64-58 on Dec. 13), as well as losing on the road to South Alabama (71-67 on Dec. 15) of the Sun Belt Conference.

♦ Having already established a new single-season school standard for blocked shots for the second year in a row (254 this season after 222 last year), as well as having now eclipsed the previous all-time SEC season mark of 240 blocks set by Kentucky's 1997-98 squad, the 2007-08 Bulldogs now find themselves climbing the all-time NCAA season blocks chart... With 254 blocks on the season heading into postseason play, MSU's total presently ranks ninth on the NCAA's all-time season list... As this year's Connecticut club challenges its own current all-time national record with 281 blocks thus far this season (presently fourth all-time), the top three all-time marks for blocks in a season are 315 by the 2003-04 UConn team, 309 by the 1988-89 Georgetown squad, and 298 by the 2005-06 UConn ballclub.

♦ Currently bidding to establish a new modern-day (post-1964), single-season SEC record for field-goal percentage defense currently owned by the 1964-65 Tennessee team (.374), the 2007-08 Bulldogs have ranked second nationally behind Georgetown nearly all season long in field-goal percentage defense... Entering postseason play having held the opposition to collective 36.8 percent field-goal shooting on the year (Georgetown is slightly ahead at 36.7%), MState's current defensive numbers would approach the all-time top 10 NCAA season marks since 1978... The 1999-2000 Stanford squad presently holds the NCAA single-season standard at 35.2 percent, followed by the 1993-94 Marquette team at 35.8 percent.

♦ The Bulldogs begin postseason tournament competition with a narrow lead over rival Ole Miss (40.9 to 40.6 rpg) for the 2007-08 SEC team statistical title in rebounding for all games, as well as trailing the Rebels for this year's rebound margin prize (+5.4 to +4.5 rpg)... This year's State squad is bidding to lead the SEC in rebounding (for all games) for the fourth time in the last five years (2007, 2005 & 2004), along with aiming at pacing the conference in rebound margin for the sixth time in the last eight seasons (2005, 2004, 2003, 2002 & 2001).

♦ With veterans Jamont Gordon and Charles Rhodes both earning All-SEC First Team honors by a vote of the league's head coaches this season, they become the first State tandem to do so in the same season since Lawrence Roberts and Timmy Bowers accomplished the feat during State's 2003-04 championship season... During MSU's 1995-96 NCAA Final Four campaign, current Dallas Mavericks veteran center Erick Dampier and then-senior guard Darryl Wilson both collected first-team all-conference laurels by a vote of the league's head coaches.

♦ Senior Charles Rhodes (17.7 ppg) and junior Jamont Gordon (17.5 ppg) combined to average 35.2 points per SEC contest this regular season to rate as the No. 2 scoring tandem in the league behind LSU's Marcus Thornton and Anthony Randolph (38.3 ppg in SEC play)... For all games on the season, Gordon (17.3 ppg) and Rhodes (16.9 ppg) currently rate as the school's most potent scoring duo (34.2 ppg) since former MSU All-American and NBA standout guard Jeff Malone (26.8 ppg; 2nd in the NCAA) and Terry Lewis (15.2 ppg) combined to average 42.0 points per game for the 1982-83 Bulldogs.

## MSU EARNS TOP 25 RANKING FOR FIFTH TIME DURING STANSBURY ERA

With their No. 25 ranking last month in the *USA Today*/ESPN Top 25 coaches poll, coach Rick Stansbury's Bulldogs broke a three-year drought (60 weeks in the coaches' poll) of being unranked in either poll. Following wins over Auburn and Florida three weeks ago, Mississippi State was back at the No. 25 position in the March 3 coaches' poll. However, the Bulldogs have since fallen back out of the Top 25 the past two weeks after their gut-wrenching overtime setback at 16th-ranked Vanderbilt on March 5. MState's continuous streak of being absent from The Associated Press Top 25 poll has now reached 64 weeks. Earlier in the decade, State had earned national rankings during four consecutive seasons en route to making four straight NCAA Tournament appearances (2002-05).

Most recently prior to this season, the 2004-05 MSU club was ranked in both polls during each of the year's first 12 weeks, peaking at No. 11 in the AP Top 25 (15th in coaches poll) the week of Jan. 10, 2005. However, three weeks later (Jan. 31), the Bulldogs fell out of both polls and were not ranked again over the final eight weeks of the campaign. Prior to this season, MState was last ranked in the Top 25 (No. 24 in AP & No. 22 in the coaches poll) on Jan. 24, 2005.

The year prior after only receiving votes for the majority of the non-conference portion of the 2003-04 schedule, Mississippi State appeared in the Top 25 for the first time in the Dec. 29 wire service poll (24th), while having to wait a couple of weeks before cracking the coaches poll at No. 24 in the Jan. 12 rankings. In posting a 26-4 overall record (12-0 on the road) and 14-2 conference mark en route to claiming their first outright SEC championship since 1962-63, the 2003-04 Bulldogs (also known as 'The Road Warriors') were ranked in the AP Top 25 for the final 12 weeks of the season. Featured in the top 10 of both national polls during a seven-week stretch beginning in February, MSU's season-best No. 4 ranking in the Associated Press poll during the weeks of March 8 and Feb. 16 marked the school's highest national ranking in the AP poll since finishing the 1961-62 campaign ranked fourth by both the AP and UPI after posting records of 24-1 overall and 13-1 in SEC play.

In 2002-03, MSU was ranked in the Top 25 of the coaches poll for the entire season, but slipped out of the AP Top 25 for just one week (March 10) to narrowly miss becoming the first State team since coach **Babe McCarthy's** 1958-59 MSU club to remain ranked in the AP poll for an entire season. Ranked as high as No. 7 nationally in the AP's Jan. 6 poll (No. 8 in the coaches poll), the 2002-03 Bulldogs finished the year ranked 20th in the final AP poll.

Stansbury's 2001-02 State squad became the first Bulldog team to earn a Top 25 ranking since coach **Richard Williams'** 1995-96 Final Four contingent. After claiming a 74-69 overtime home win over then-No. 6 Kentucky on Jan. 5, 2002, MSU earned a No. 22 ranking in the AP poll and a No. 24 rating in the coaches poll. The Bulldogs fell out of the rankings the following week, but jumped back in with a season-best No. 17 national AP ranking (18th in the coaches poll) after claiming the 2002 SEC Tournament title. In setting a new school mark with 27 wins, the 2001-02 Bulldogs were ranked 17th by AP and 21st by the coaches in the final polls.

## NATIONALLY RANKED MSTATE TEAMS DURING THE RICK STANSBURY ERA

Season	Coach	Overall Record	SEC Record	SEC Finish	Rank (High/Final)	Postseason
2007-08	Stansbury	22-10 .688	12-4 .750	1st (West)	#25 ESPN	NCAA
2004-05	Stansbury	23-11 .676	9-7 .563	3rd (West)	#11 AP/ NR	NCAA 2nd Round
2003-04	Stansbury	26-4 .867	14-2 .875	1st	#4 AP/ #8 AP	NCAA 2nd Round
2002-03	Stansbury	21-10 .677	9-7 .563	1st (West)	#7 AP/ #20 AP	NCAA 1st Round
2001-02	Stansbury	27-8 .771	10-6 .625	2nd (West)	#17 AP/ #17 AP	NCAA 2nd Round

## MISSISSIPPI STATE TO TAKE PART IN 2008 SEC/BIG EAST INVITATIONAL

In an announcement made last month by ESPN Regional Television, in conjunction with the BIG EAST Conference and the Southeastern Conference, the Mississippi State Bulldogs will participate in the second annual SEC/BIG EAST Invitational next basketball season.

The 2008 SEC/BIG EAST Invitational, an ERT owned and operated event that features four games over two nights, will be played Dec. 16, 2008 at Nashville's Sommet Center and Dec. 18 at Cincinnati's U.S. Bank Arena and will be televised by ESPN and ESPN2. The annual event matches four teams from the BIG EAST Conference against four teams from the Southeastern Conference.

On Dec. 18 of this year, MState will take on the University of Cincinnati Bearcats at the U.S. Bank Arena in Cincinnati. In addition, the University of Mississippi will meet the Louisville Cardinals in Cincinnati. On Dec. 16 in Nashville, the Vanderbilt Commodores will face South Florida, while Marquette squares off with the Tennessee Volunteers.

Earlier this season during the inaugural SEC/BIG EAST Invitational, the then-No. 21 Villanova Wildcats overcame a 21-point deficit and scored 13 points in the final three minutes, including a four-point play, to claim a come-from-behind 68-67 victory over the LSU Tigers at the Wachovia Center in Philadelphia. The Gamecocks of South Carolina beat Providence by the same margin (68-67) in the opener in Philadelphia. At the BJCC Arena in Birmingham, Ala., Georgetown knocked off the Alabama Crimson Tide, 70-60, and West Virginia bested Auburn, 88-59.

Tickets for the 2008 SEC/BIG EAST Invitational are expected to go on sale in late summer. For more information, fans can visit [www.bigeastsecinvitational.com](http://www.bigeastsecinvitational.com) or [ESPN-plus.com](http://ESPN-plus.com), home of ESPN Regional Television.

## BULLDOGS SIGN OSBY AND BOST DURING EARLY-SIGNING PERIOD

Mississippi State University signed **Romero Osby** of Meridian's Northeast Lauderdale High School and **Dee Bost** of Hargrave Military Academy in Virginia during the early-signing period.

A 6-foot-8, 230-pound forward, Osby was named All-State First Team by *The Clarion-Ledger* newspaper a year ago after averaging 24.0 points, 11.3 rebounds, 3.6 assists and 3.0 blocks per game. The consensus top 50 national prospect helped lead coach **Lewis Lightsey's** 2006-07 Trojans to a 25-10 record and a quarterfinal-round appearance in the North Mississippi 4A tournament. Most recently, Osby was selected as the most valuable defensive player of the 2007 Mississippi Association of Coaches All-Star Game after posting game-high totals of 21 points and 16 rebounds to help lead the North team to a 117-86 victory over the South squad.

Bost, a 6-foot-2, 170-pound guard out of Concord, N.C., currently competes as a post-graduate player for coach **Kevin Keatts** at Hargrave Military Academy in Chatham, Va. A two-sport standout at Concord (N.C.) High School, Bost became the first athlete in North Carolina history to collect championship-game MVP honors for both basketball and football in the same season. For his collective efforts last season, he was named the *Charlotte Observer's* NCHSAA Male Athlete of the Year for 2006-07 after leading the Concord Spiders to North Carolina's 3A basketball and football state championships. Bost averaged 17.8 points, five rebounds and four assists per game this past year in leading coach **Andy Poplin's** CHS team to the 3A state hoops crown.

# UPDATED MISSISSIPPI STATE CAREER LEADERS

## POINTS SCORED

<i>Name</i>	<i>Seasons</i>	<i>G</i>	<i>Pts</i>	<i>Avg</i>
1. Jeff Malone	1980-83	110	2142	19.5
2. Bailey Howell	1957-59	75	2030	27.1
3. Jim Ashmore	1954-57	93	1918	20.6
4. Rickey Brown	1977-80	107	1838	17.2
5. Ray White	1976-79	100	1652	16.5
6. Darryl Wilson	1994-96	93	1619	17.4
7. Jamont Gordon	2006-08	97	1529	15.8
8. Jerry Jenkins	1973-75	78	1503	19.3
9. Tony Watts	1989-92	113	1491	13.2
10. Cameron Burns	1989-91	87	1460	16.8
11. Charles Rhodes	2005-08	108	1403	13.0
12. Tang Hamilton	1998-01	123	1307	10.6
13. Rich Knarr	1973-76	97	1305	13.5
14. Timmy Bowers	2001-04	116	1300	11.2
15. Jack Bouldin	1970-72	75	1257	16.8
16. Jerry Graves	1959-61	74	1245	16.8
17. Erick Dampier	1994-96	93	1231	13.2
18. Dave Williams	1966-68	76	1219	16.0
Leland Mitchell	1961-63	78	1219	15.6
20. Mario Austin	2001-03	91	1199	13.2
21. Marckell Patterson	1999-02	122	1168	9.6
22. Gary Hooker	1976-78	80	1144	14.3
23. Wiley Peck	1976-79	107	1136	10.6
24. Greg Carter	1988-91	114	1123	9.9
25. Tyrone Washington	1996-99	123	1119	9.1
26. W.D. "Red" Stroud	1961-63	74	1116	15.1
27. Larry Fry	1973-75	78	1079	13.8
28. Lawrence Roberts	2004-05	62	1048	16.9
29. Greg Lockhart	1986-89	100	1042	10.4

## FIELD GOALS MADE

<i>Name</i>	<i>Seasons</i>	<i>G</i>	<i>FGM</i>	<i>FGA</i>
1. Jeff Malone	1980-83	110	906	1768
2. Rickey Brown	1977-80	107	774	1624
3. Jim Ashmore	1954-57	93	706	1694
4. Ray White	1976-79	100	684	1414
5. Bailey Howell	1957-59	75	674	1285
6. Jerry Jenkins	1973-75	78	603	1305
7. Cameron Burns	1989-91	87	563	959
8. Tony Watts	1989-92	113	561	1217
9. Charles Rhodes	2005-08	108	550	985
10. Rich Knarr	1973-76	97	542	1246
-- Jamont Gordon	2006-08	97	504	1208

## FIELD GOALS ATTEMPTED

<i>Name</i>	<i>Seasons</i>	<i>G</i>	<i>FGM</i>	<i>FGA</i>
1. Jeff Malone	1980-83	110	906	1768
2. Jim Ashmore	1954-57	93	706	1694
3. Rickey Brown	1977-80	107	774	1624
4. Ray White	1976-79	100	684	1414
5. Jerry Jenkins	1973-75	78	603	1305
6. Bailey Howell	1957-59	75	674	1285
7. Rich Knarr	1973-76	97	542	1246
8. Tony Watts	1989-92	113	561	1217
9. Jamont Gordon	2006-08	97	504	1208
10. Jack Bouldin	1970-72	75	511	1191

## FIELD GOAL PERCENTAGE (MIN. 200 FGA)

<i>Name</i>	<i>Seasons</i>	<i>FGM</i>	<i>FGA</i>	<i>Pct</i>
1. Jarvis Varnado	2007-08	177	275	.644
2. Bill Singletary	1972-74	192	305	.630
3. Tony Robinson	1984-85	161	269	.599
4. David Domingue	1991-94	125	210	.595
5. Erick Dampier	1994-96	481	819	.587
6. Cameron Burns	1989-91	563	959	.587
7. Wiley Peck	1976-79	439	759	.578
8. Ervin Dillon	1985-86	152	265	.574
9. Larry Fry	1973-75	431	761	.566
10. Robert Jackson	1999-01	323	574	.563
-- Charles Rhodes	2005-08	550	985	.558

## 3-POINT FIELD GOALS MADE

<i>Name</i>	<i>Seasons</i>	<i>G</i>	<i>FGM</i>	<i>FGA</i>
1. Darryl Wilson	1994-96	93	258	645
2. Timmy Bowers	2001-04	116	197	533
3. Tony Watts	1989-92	113	166	449
4. Marcus Grant	1992-95	105	164	461
5. Bart Hyché	1996-99	119	161	483
6. Winsome Frazier	2002-05	106	160	462
7. Tang Hamilton	1998-01	123	132	408
8. Barry Stewart	2007-08	67	126	346
9. Jamont Gordon	2006-08	97	125	402
10. Antonio Jackson	2000-01	61	124	351
-- Ben Hansbrough	2007-08	63	106	279

## 3-POINT FIELD GOALS ATT.

<i>Name</i>	<i>Seasons</i>	<i>G</i>	<i>FGM</i>	<i>FGA</i>
1. Darryl Wilson	1994-96	93	258	645
2. Timmy Bowers	2001-04	116	197	533
3. Bart Hyché	1996-99	119	161	483
4. Winsome Frazier	2002-05	106	160	462
5. Marcus Grant	1992-95	105	164	461
6. Tony Watts	1989-92	113	166	449
7. Tang Hamilton	1998-01	123	132	408
8. Jamont Gordon	2006-08	97	125	402
9. Antonio Jackson	2000-01	61	124	351
10. Barry Stewart	2007-08	67	126	346

## 3-POINT FIELD GOAL PCT. (MIN. 100 FGA)

<i>Name</i>	<i>Seasons</i>	<i>FGM</i>	<i>FGA</i>	<i>Pct</i>
1. Shane Power	2004-05	95	228	.417
2. Marcus Bullard	1995-96	99	243	.407
3. Darryl Wilson	1994-96	258	645	.400
4. Ben Hansbrough	2007-08	106	279	.380
5. Orien Watson	1991-93	71	187	.380
6. Reginald Delk	2006-07	122	322	.379
7. Brad Smith	1990-92	62	166	.374
8. Doug Hartsfield	1988-91	111	299	.371
9. Tony Watts	1989-92	166	449	.370
10. Timmy Bowers	2001-04	197	533	.370
-- Barry Stewart	2007-08	126	346	.364

## FREE THROWS MADE

<i>Name</i>	<i>Seasons</i>	<i>G</i>	<i>FTM</i>	<i>FTA</i>
1. Bailey Howell	1957-59	75	682	892
2. Jim Ashmore	1954-57	93	506	683
3. Jerry Graves	1959-61	74	467	587
4. Darryl Wilson	1994-96	93	439	541
5. Jamont Gordon	2006-08	97	396	574
6. Cameron Burns	1989-91	87	334	534
7. Lawrence Roberts	2004-05	62	332	515
8. Jeff Malone	1980-83	110	330	408
9. Jerry Jenkins	1973-75	78	297	368
10. Red Stroud	1961-63	74	296	359
-- Charles Rhodes	2005-08	108	293	423

## FREE THROWS ATTEMPTED

<i>Name</i>	<i>Seasons</i>	<i>G</i>	<i>FTM</i>	<i>FTA</i>
1. Bailey Howell	1957-59	75	682	892
2. Jim Ashmore	1954-57	93	506	683
3. Jerry Graves	1959-61	74	467	587
4. Jamont Gordon	2006-08	97	396	574
5. Darryl Wilson	1994-96	93	439	541
6. Cameron Burns	1989-91	87	334	534
7. Lawrence Roberts	2004-05	62	332	515
8. Erick Dampier	1994-96	93	269	475
9. Wiley Peck	1976-79	107	258	456
10. Charles Rhodes	2005-08	108	293	423
Mario Austin	2001-03	91	279	423

## REBOUNDS

<i>Name</i>	<i>Seasons</i>	<i>G</i>	<i>Rebs</i>	<i>Avg</i>
1. Bailey Howell	1957-59	75	1277	17.0
2. Rickey Brown	1977-80	107	1092	10.2
3. Wiley Peck	1976-79	107	964	9.0
4. Erick Dampier	1994-96	93	859	9.2
5. Tyrone Washington	1996-99	123	847	6.9
6. Kalpatrick Wells	1980-83	110	830	7.5
7. Dave Williams	1966-68	76	772	10.2
8. Jack Houston	1952-55	76	753	9.9
9. Jerry Graves	1959-61	74	713	9.6
10. Leland Mitchell	1961-63	78	705	9.0
11. Tang Hamilton	1998-01	123	677	5.5
12. Charles Rhodes	2005-08	108	672	6.2
13. Charles Hull	1958-60	75	661	8.8
14. Jamont Gordon	2006-08	97	655	6.8
15. Lawrence Roberts	2004-05	62	654	10.5
16. Larry Fry	1973-75	78	628	8.1
17. Greg Carter	1988-91	114	611	5.4
18. Joe Dan Gold	1961-63	77	600	7.8
19. Terry Kusnierz	1972-74	76	592	7.8
20. Cameron Burns	1989-91	87	571	6.6

## ASSISTS

<i>Name</i>	<i>Seasons</i>	<i>G</i>	<i>Asst</i>	<i>Avg</i>
1. Derrick Zimmerman	2000-03	127	514	4.0
2. Al Perry	1975-78	102	510	5.0
3. Jamont Gordon	2006-08	97	470	4.8
4. Chuck Evans	1992-93	57	454	8.0
5. Doug Hartsfield	1988-91	114	413	3.6
6. Jack Bouldin	1970-72	75	357	4.8
7. Detrick White	1998-99	63	351	5.6
8. Butch Pierre	1981-84	105	342	3.3
9. Rich Knarr	1973-76	97	326	3.4
10. Ray White	1976-79	100	314	3.1

## BLOCKED SHOTS

<i>Name</i>	<i>Seasons</i>	<i>G</i>	<i>BS</i>	<i>Avg</i>
1. Erick Dampier	1994-96	93	249	2.7
2. Jarvis Varnado	2007-08	67	215	3.2
3. Tyrone Washington	1996-99	123	198	1.6
4. Kalpatrick Wells	1980-83	110	183	1.7
5. Rickey Brown	1977-80	107	163	1.5
6. Charles Rhodes	2005-08	108	142	1.3
7. Wiley Peck	1976-79	107	117	1.1
8. Derrick Zimmerman	2000-03	127	89	0.7
9. Marcus Campbell	2002-05	122	87	0.7
10. Marcus Grant	1992-95	105	72	0.7

## STEALS

<i>Name</i>	<i>Seasons</i>	<i>G</i>	<i>Stl</i>	<i>Avg</i>
1. Ray White	1976-79	100	217	2.2
2. Derrick Zimmerman	2000-03	127	205	1.6
3. Chuck Evans	1992-93	57	165	2.9
4. Timmy Bowers	2001-04	116	161	1.4
5. Tony Watts	1989-92	113	154	1.4
6. Winsome Frazier	2002-05	106	147	1.4
7. Darryl Wilson	1994-96	93	140	1.5
8. Terry Lewis	1980-83	90	139	1.5
9. Al Perry	1975-78	102	127	1.2
10. Greg Lockhart	1986-89	100	122	1.2
-- Jamont Gordon	2006-08	97	118	1.2

# UPDATED MISSISSIPPI STATE SEASON LEADERS

## POINTS SCORED

<u>Name</u>	<u>Season</u>	<u>G</u>	<u>Pts</u>	<u>Avg</u>
1. Jeff Malone	1982-83	29	777	26.8
2. Jim Ashmore	1956-57	25	708	28.3
3. Bailey Howell	1957-58	25	695	27.8
4. Bailey Howell	1958-59	25	688	27.5
5. Bailey Howell	1956-57	25	647	25.9
6. Darryl Wilson	1995-96	34	613	18.0
7. Jerry Jenkins	1974-75	26	575	22.1
8. Mario Austin	2001-02	35	565	16.1
9. Jamont Gordon	2006-07	35	561	16.0
10. Jamont Gordon	2007-08	32	555	17.3
-- Charles Rhodes	2007-08	29	490	16.9

## FIELD GOALS MADE

<u>Name</u>	<u>Season</u>	<u>FGM</u>	<u>FGA</u>	<u>Pct</u>
1. Jeff Malone	1982-83	323	608	.531
2. Jim Ashmore	1956-57	270	616	.438
3. Rickey Brown	1979-80	231	471	.490
4. Bailey Howell	1958-59	231	464	.498
5. Jerry Jenkins	1974-75	227	469	.484
6. Bailey Howell	1957-58	226	439	.515
7. Jeff Malone	1981-82	225	410	.549
8. Rickey Brown	1976-77	225	443	.508
9. Jeff Malone	1980-81	219	447	.490
10. Bailey Howell	1956-57	217	382	.568
-- Charles Rhodes	2007-08	197	355	.555
-- Jamont Gordon	2007-08	184	435	.423

## FIELD GOALS ATTEMPTED

<u>Name</u>	<u>Season</u>	<u>FGM</u>	<u>FGA</u>	<u>Pct</u>
1. Jim Ashmore	1956-57	270	616	.438
2. Jeff Malone	1982-83	323	608	.531
3. Rickey Brown	1979-80	231	471	.490
4. Jerry Jenkins	1974-75	227	469	.484
5. Jim Ashmore	1954-55	193	465	.415
6. Bailey Howell	1958-59	231	464	.498
7. Jim Ashmore	1955-56	186	455	.409
8. Dave Williams	1965-66	212	453	.468
9. Jeff Malone	1980-81	219	447	.490
10. Rickey Brown	1976-77	225	443	.508
-- Jamont Gordon	2007-08	184	435	.423

## FIELD GOAL PERCENTAGE (MIN. 125 FGA)

<u>Name</u>	<u>Season</u>	<u>FGM</u>	<u>FGA</u>	<u>Pct</u>
1. Cameron Burns	1988-89	167	249	.671
2. Bill Singletary	1973-74	125	188	.665
3. Wiley Peck	1978-79	154	239	.644
4. Jarvis Varnado	2007-08	102	159	.642
5. Erick Dampier	1994-95	153	239	.640
6. Tony Robinson	1984-85	104	167	.623
7. Ervin Dillon	1984-85	85	140	.607
8. Larry Fry	1973-74	141	233	.605
9. Butch Pierre	1981-82	80	133	.602
10. Robert Jackson	1999-00	133	222	.599

## 3-POINT FIELD GOALS MADE

<u>Name</u>	<u>Season</u>	<u>FGM</u>	<u>FGA</u>	<u>Pct</u>
1. Darryl Wilson	1995-96	97	237	.409
2. Darryl Wilson	1994-95	94	227	.414
3. Bart Hyche	1996-97	75	205	.366
4. Timmy Bowers	2003-04	71	202	.351
5. Timmy Bowers	2002-03	70	170	.412
6. Marcus Bullard	1995-96	70	172	.407
7. Barry Stewart	2006-07	68	174	.391
8. Darryl Wilson	1993-94	67	181	.370
9. Antonio Jackson	1999-00	65	169	.385
10. Reginald Delk	2006-07	63	178	.354
11. Marcus Grant	1994-95	63	172	.366
-- Ben Hansbrough	2007-08	59	165	.358
-- Barry Stewart	2007-08	58	172	.337
-- Jamont Gordon	2007-08	56	177	.316

## 3-POINT FIELD GOALS ATT.

<u>Name</u>	<u>Season</u>	<u>FGM</u>	<u>FGA</u>	<u>Pct</u>
1. Darryl Wilson	1995-96	97	237	.409
2. Darryl Wilson	1994-95	94	227	.414
3. Bart Hyche	1996-97	75	205	.366
4. Timmy Bowers	2003-04	71	202	.351
5. Winsome Frazier	2003-04	62	184	.337
6. Antonio Jackson	2000-01	59	182	.324
7. Darryl Wilson	1993-94	67	181	.370
8. Reginald Delk	2006-07	63	178	.354
9. Jamont Gordon	2007-08	56	177	.316
10. Detrick White	1998-99	58	176	.330
-- Barry Stewart	2007-08	58	172	.337
-- Ben Hansbrough	2007-08	59	165	.358

## FREE THROWS MADE

<u>Name</u>	<u>Season</u>	<u>FTM</u>	<u>FTA</u>	<u>Pct</u>
1. Bailey Howell	1957-58	243	315	.771
2. Bailey Howell	1958-59	226	292	.774
3. Jerry Graves	1960-61	216	270	.800
4. Bailey Howell	1956-57	213	285	.747
5. Lawrence Roberts	2004-05	188	288	.653
6. Jerry Graves	1959-60	173	216	.801
7. Jim Ashmore	1956-57	168	237	.709
8. Jim Ashmore	1955-56	164	214	.766
9. Darryl Wilson	1995-96	160	201	.796
10. Jamont Gordon	2006-07	157	222	.707
-- Jamont Gordon	2007-08	131	185	.708

## FREE THROWS ATTEMPTED

<u>Name</u>	<u>Season</u>	<u>FTM</u>	<u>FTA</u>	<u>Pct</u>
1. Bailey Howell	1957-58	243	315	.771
2. Bailey Howell	1958-59	226	292	.774
3. Lawrence Roberts	2004-05	188	288	.653
4. Bailey Howell	1956-57	213	285	.747
5. Jerry Graves	1960-61	216	270	.800
6. Jim Ashmore	1956-57	168	237	.709
7. Coyte Vance	1951-52	147	231	.636
8. Lawrence Roberts	2003-04	144	227	.634
9. Jamont Gordon	2006-07	157	222	.707
10. Mario Austin	2001-02	146	222	.658
-- Jamont Gordon	2007-08	131	185	.708

## ASSISTS

<u>Name</u>	<u>Season</u>	<u>G</u>	<u>Asst</u>	<u>Avg</u>
1. Chuck Evans	1992-93	29	235	8.1
2. Chuck Evans	1991-92	28	219	7.8
3. Derrick Zimmerman	2001-02	35	210	6.0
4. Al Perry	1975-76	26	207	8.0
5. Al Perry	1976-77	27	199	7.4
6. Jamont Gordon	2006-07	35	187	5.3
7. Detrick White	1998-99	33	185	5.6
8. Marcus Bullard	1995-96	34	175	5.2
9. Derrick Zimmerman	2002-03	31	172	5.5
10. Detrick White	1997-98	30	166	5.5
-- Jamont Gordon	2007-08	32	154	4.8

## BLOCKED SHOTS

<u>Name</u>	<u>Season</u>	<u>G</u>	<u>BS</u>	<u>Avg</u>
1. Jarvis Varnado	2007-08	32	148	4.6
2. Erick Dampier	1995-96	34	106	3.1
3. Erick Dampier	1994-95	30	78	2.6
4. Jarvis Varnado	2006-07	35	67	1.9
5. Tyrone Washington	1998-99	33	65	2.0
6. Erick Dampier	1993-94	29	65	2.2
7. Charles Rhodes	2006-07	34	64	1.9
8. Kalpatrick Wells	1982-83	29	63	2.2
9. Tyrone Washington	1997-98	29	61	2.1
10. Tyrone Washington	1996-97	30	59	2.0

## ALL-TIME SEC SEASON BLOCKED SHOTS LEADERS

<u>Name (Team)</u>	<u>Season</u>	<u>G</u>	<u>BS</u>	<u>Avg</u>
1. Shaquille O'Neal (LSU)	1991-92	30	157	5.2
2. Roy Rogers (Alabama)	1995-96	32	156	4.9
3. Jarvis Varnado (MSU)	2007-08	32	148	4.6
4. Shaquille O'Neal (LSU)	1990-91	28	140	5.0
5. Kyle Davis (Auburn)	2002-03	34	126	3.7
6. Robert Horry (Alabama)	1991-92	35	121	3.5
7. Shaquille O'Neal (LSU)	1989-90	32	115	3.6
8. Erick Dampier (MSU)	1995-96	34	106	3.1
9. Steven Hill (Arkansas)	2006-07	35	99	2.8
10. Tyrus Thomas (LSU)	2005-06	32	99	3.1



# MSU CURRENT PLAYER CAREER STATISTICAL UPDATE

## DOUBLE-DOUBLE HISTORY CURRENT MSU PLAYERS

### **CHARLES RHODES (15)**

3-8-08 vs. LSU -- 27 points & 10 rebounds  
3-5-08 at Vanderbilt -- 22 points & 14 rebounds  
2-9-08 at Auburn -- 17 points & 10 rebounds  
2-2-08 vs. Tennessee -- 15 points & 10 rebounds  
1-30-08 at Arkansas -- 11 points & 15 rebounds  
12-21-07 at Texas A&M-Corpus Christi -- 26 pts & 10 rebs  
12-19-07 at Loyola Marymount -- 14 points & 10 rebounds  
11-25-07 vs. Miami [OH] -- 25 points & 10 rebounds  
11-22-07 vs. UC Irvine -- 11 points & 11 rebounds  
\*\*\*\*\*

3-27-07 vs. West Virginia-NIT -- 10 points & 10 rebounds  
1-7-07 at Tennessee -- 15 points & 10 rebounds  
\*\*\*\*\*

2-22-06 at Auburn -- 17 points & 11 rebounds  
2-4-06 vs. Auburn -- 21 points & 19 rebounds  
2-1-06 vs. Kentucky -- 21 points & 11 rebounds  
12-15-05 vs. Jacksonville St. -- 24 points & 18 rebounds

### **JAMONT GORDON (13)**

2-9-08 at Auburn -- 24 points & 13 rebounds  
2-6-08 vs. Alabama -- 17 points & 10 assists  
11-15-07 vs. Clemson -- 23 points & 12 rebounds  
\*\*\*\*\*

3-17-07 vs. Bradley-NIT -- 20 points & 10 assists  
3-9-07 vs. Kentucky-SECT -- 26 points & 11 rebounds  
*2-21-07 vs. Vanderbilt -- 15 pts, 12 rebs & 10 asts*  
1-20-07 vs. Auburn -- 11 points & 11 rebounds  
1-7-07 at Tennessee -- 25 points & 11 rebounds  
11-29-06 vs. Charlotte -- 20 points & 12 rebounds  
\*\*\*\*\*

3-9-06 vs. S. Carolina-SECT -- 11 points & 11 rebounds  
2-25-06 vs. Georgia -- 13 points & 12 rebounds  
1-18-06 vs. LSU -- 17 points & 13 rebounds  
12-10-05 vs. Troy -- 17 points & 10 rebounds

### **JARVIS VARNADO (7)**

3-14-08 vs. Alabama-SECT -- 10 points & 11 rebounds  
3-1-08 at Florida -- 11 points & 11 rebounds  
2-16-08 vs. Arkansas -- 10 points & 10 rebounds  
*1-15-08 vs. Kentucky -- 10 pts, 12 rebs & 10 blks*  
1-9-08 at LSU -- 13 points & 17 rebounds  
1-5-08 vs. Lafayette -- 16 points & 12 rebounds  
\*\*\*\*\*

12-21-06 vs. New Orleans -- 13 points & 15 rebounds

### **BRIAN JOHNSON (1)**

3-20-06 vs. Clemson-NIT -- 13 points & 13 rebounds

### **BARRY STEWART (1)**

11-10-07 vs. Louisiana Tech -- 13 points & 11 rebounds

### **PHIL TURNER (1)**

12-30-07 vs. Missouri -- 12 points & 10 rebounds

## CAREER 20-POINT GAMES

### **JAMONT GORDON (26)**

27 at Alabama (2-7-07)  
26 vs. Kentucky-SECT (3-9-07)  
25 at Loyola Marymount (12-19-07)  
25 vs. Southeastern Louisiana (12-8-07)  
25 at Tennessee (1-7-07)  
24 at Vanderbilt (3-5-08)  
24 at Auburn (2-9-08)  
24 at Arkansas (1-30-08)  
24 at Alabama (1-19-08)  
24 vs. Kentucky (1-15-08)  
24 vs. Texas A&M-Corpus Christi (12-2-06)  
23 vs. Alabama-SECT (3-14-08)  
23 vs. LSU (3-8-08)  
23 vs. Clemson (11-15-07)  
23 at Arkansas (2-28-07)  
21 vs. Louisiana Tech (11-10-07)  
21 vs. Winthrop (11-18-06)  
20 vs. Auburn (2-27-08)  
20 at Mississippi (2-20-08)  
20 vs. Missouri (12-30-07)  
20 vs. Southern Illinois (11-23-07)  
20 vs. Bradley-NIT (3-17-07)  
20 at Mississippi (1-30-07)  
20 vs. Charlotte (11-29-06)  
20 vs. Liberty (12-19-05)  
20 vs. Santa Clara (12-3-05)

### **CHARLES RHODES (22)**

30 vs. Auburn (2-27-08)  
27 vs. LSU (3-8-08)  
27 vs. Georgia (2-25-06)  
26 vs. Mississippi (1-26-08)  
26 at Texas A&M-Corpus Christi (12-21-07)  
25 vs. Miami [OH] (11-25-07)  
25 at Auburn (2-10-07)  
25 vs. New Orleans (12-21-06)  
24 at South Carolina (2-23-08)  
24 vs. Arkansas (2-16-08)  
24 at Mississippi (1-30-07)  
24 at Mississippi (1-14-06)  
24 vs. Jacksonville State (12-15-05)  
23 vs. Vanderbilt (2-21-07)  
22 vs. Georgia-SECT (3-15-08)  
22 at Vanderbilt (3-5-08)  
22 vs. Murray State (12-1-07)  
22 at Arkansas (2-28-07)  
21 vs. Mississippi Valley State-NIT (3-13-07)  
21 vs. Auburn (2-4-06)  
21 vs. Kentucky (2-1-06)  
20 at Clemson (11-21-06)

### **BARRY STEWART (4)**

24 vs. Missouri (12-30-07)  
22 vs. Auburn (1-20-07)  
22 at Miami [FL] (12-11-06)  
21 vs. Tennessee (2-2-08)

### **BEN HANSBROUGH (4)**

23 vs. Texas A&M-Corpus Christi (12-2-06)  
20 at Florida (3-1-08)  
20 at Auburn (2-9-08)  
20 vs. UT Martin (11-17-07)

## CAREER 10-ASSIST GAMES

### **JAMONT GORDON (3)**

10 vs. Alabama (2-6-08)  
10 vs. Bradley-NIT (3-17-07)  
10 vs. Vanderbilt (2-21-07)

## CAREER 10-BLOCK GAMES

### **JARVIS VARNADO (3)**

10 vs. Kentucky (1-15-08)  
10 vs. Georgia (1-12-08)  
10 vs. Miami [FL] (12-13-07)

## CAREER 10-REBOUND GAMES

### **CHARLES RHODES (16)**

19 vs. Auburn (2-4-06)  
18 vs. Jacksonville State (12-15-05)  
15 at Arkansas (1-30-08)  
14 at Vanderbilt (3-5-08)  
12 at Kentucky (1-13-07)  
11 vs. UC Irvine (11-22-07)  
11 at Auburn (2-22-06)  
11 vs. Kentucky (2-1-06)  
10 vs. LSU (3-8-08)  
10 at Auburn (2-9-08)  
10 vs. Tennessee (2-2-08)  
10 at Texas A&M-Corpus Christi (12-21-07)  
10 at Loyola Marymount (12-19-07)  
10 vs. Miami [OH] (11-25-07)  
10 vs. West Virginia-NIT (3-27-07)  
10 at Tennessee (1-7-07)

### **JAMONT GORDON (13)**

13 at Auburn (2-9-08)  
13 at South Alabama (12-15-07)  
13 vs. LSU (1-18-06)  
12 vs. Clemson (11-15-07)  
12 vs. Vanderbilt (2-21-07)  
12 vs. Charlotte (11-29-06)  
12 vs. Georgia (2-25-06)  
11 vs. Kentucky-SECT (3-9-07)  
11 vs. Auburn (1-20-07)  
11 at Tennessee (1-7-07)  
11 at Clemson (11-21-06)  
11 vs. South Carolina-SECT (3-9-06)  
10 vs. Troy (12-10-05)

### **JARVIS VARNADO (12)**

17 at LSU (1-9-08)  
16 vs. UT Martin (11-17-07)  
15 vs. New Orleans (12-21-06)  
12 at South Carolina (2-23-08)  
12 vs. Kentucky (1-15-08)  
12 vs. Lafayette (1-5-08)  
12 vs. Clemson (11-15-07)  
12 vs. Bradley-NIT (3-17-07)  
11 vs. Alabama-SECT (3-14-08)  
11 at Florida (3-1-08)  
10 vs. Arkansas (2-16-08)  
10 at South Alabama (12-15-07)

### **BRIAN JOHNSON (2)**

13 vs. Clemson-NIT (3-20-06)  
10 vs. Missouri State-NIT (3-22-06)

### **BARRY STEWART (1)**

11 vs. Louisiana Tech (11-10-07)

### **PHIL TURNER (1)**

10 vs. Missouri (12-30-07)

## 2007-08

### PRESEASON SEC MEDIA POLL

#### EASTERN DIVISION

1. Tennessee* (30).....	180
2. Kentucky .....	142
3. Florida .....	103
4. Vanderbilt .....	98
5. Georgia .....	69
6. South Carolina .....	38

#### WESTERN DIVISION

1. Arkansas (18).....	168
2. Mississippi State (10) .....	148
3. Alabama (1).....	111
4. Auburn (1).....	94
5. LSU .....	63
6. Mississippi.....	46

First-place votes are listed in parentheses;

\* - Unanimous selection

SEC Champion: Tennessee (28); Miss. State (2)

#### FIRST TEAM PRESEASON ALL-SEC

Richard Hendrix, Alabama

Patrick Beverley, Arkansas

Jamont Gordon, Mississippi State (2)

Chris Lofton, Tennessee (27)

Shan Foster, Vanderbilt

#### SECOND TEAM PRESEASON ALL-SEC

Steven Hill, Arkansas

Charles Rhodes, Mississippi State

Tasmin Mitchell, LSU

Dwayne Curtis, Mississippi

Tyler Smith, Tennessee (1)

Player of the Year votes are listed in parentheses.

## 2007-08

### PRESEASON COACHES ALL-SEC

#### FIRST TEAM PRESEASON ALL-SEC

Richard Hendrix, Alabama#

Patrick Beverley, Arkansas

Ramel Bradley, Kentucky

Tasmin Mitchell, LSU#

Jamont Gordon, Mississippi State#

Charles Rhodes, Mississippi State

Chris Lofton, Tennessee#

Shan Foster, Vanderbilt#

#### SECOND TEAM PRESEASON ALL-SEC

Alonzo Gee, Alabama

Steven Hill, Arkansas

Charles Thomas, Arkansas

Sonny Weems, Arkansas

Marreese Speights, Florida

Sundiata Gaines, Georgia

Joe Crawford, Kentucky

Dwayne Curtis, Mississippi

JaJuan Smith, Tennessee

Tyler Smith, Tennessee

# - Unanimous Selection; Ties are not broken

## 2007-08 MISSISSIPPI STATE UNIVERSITY BULLDOGS

<u>No</u>	<u>NAME</u>	<u>Pos</u>	<u>Ht</u>	<u>Wt</u>	<u>Cl</u>	<u>EXP</u>	<u>HOMETOWN (PREVIOUS SCHOOL)</u>
2	Ravern Johnson	G/F	6-7	175	Fr.	HS	Lyon, MS (Coahoma County HS)
3	Billy Begley	G	6-1	190	Sr.	3L	Henderson, KY (Notre Dame Prep [MA])
10	Joseph Iupe	G	6-1	160	So.	1L	Madison, MS (Madison Central HS)
11	Ben Hansbrough	G	6-3	205	So.	1L	Poplar Bluff, MO (Poplar Bluff HS)
14	Rod Bryant	G	6-1	165	Fr.	HS	Birmingham, AL (G.W. Carver HS)
15	Riley Benock	G	6-4	180	Fr.	HS	Battletown, KY (Meade County HS)
21	Brian Johnson	F/C	6-9	245	Jr.	TR	Laurinburg, NC (Univ. of Louisville)
22	Barry Stewart	G	6-2	170	So.	1L	Shelbyville, TN (Shelbyville Central HS)
23	Charles Rhodes	F/C	6-8	245	Sr.	3L	Jackson, MS (Lanier HS)
24	Kodi Augustus	F	6-8	220	Fr.	PS	Baton Rouge, LA (Maine Central Inst.)
25	Phil Turner	G	6-3	170	Fr.	RS	Grenada, MS (Grenada HS)
32	Jarvis Varnado	F/C	6-9	210	So.	1L	Brownsville, TN (Haywood HS)
33	Brandon Bolen	G	6-3	195	Fr.	HS	Madison, MS (Madison-Ridgeland Acad.)
44	Jamont Gordon	G/F	6-4	230	Jr.	2L	Nashville, TN (Oak Hill Academy [VA])
45	Elgin Bailey	F/C	6-8	265	Fr.	HS	New Orleans, LA (Belaire HS)

Head Coach: Rick Stansbury (Campbellsville, 1982 - 10th year)

Asst. Coach: Robert Kirby (Pan American, 1983 - 10th year)

Asst. Coach: Phil Cunningham (Campbellsville, 1990 - 8th year)

Asst. Coach: Marcus Grant (Mississippi State, 1995 - 4th year)

Coord. of BB Ops: Talvis Franklin (Miss. State, 2007 - 1st year)

#### PRONUNCIATION GUIDE

Riley Benock: BEE-knock

Ben Hansbrough: HANDS-bro

Joseph Iupe: Eye-YOOP

Ravern Johnson: RAY-vern

Jarvis Varnado: Vur-NAR-doe

### MISSISSIPPI STATE BASKETBALL ROSTER BREAKDOWN

#### By Class:

<u>Seniors</u>	<u>Juniors</u>	<u>Sophomores</u>	<u>Freshmen</u>
Begley	Gordon	Hansbrough	Augustus
Rhodes	B. Johnson	Iupe	Bailey
		Stewart	Benock
		Varnado	Bolen
			Bryant
			R. Johnson
			Turner

#### By State/Country:

Mississippi (5): Bolen, Iupe, R. Johnson, Rhodes, Turner  
Tennessee (3): Gordon, Stewart, Varnado  
Kentucky (2): Begley, Benock  
Louisiana (2): Augustus, Bailey  
Alabama (1): Bryant  
Missouri (1): Hansbrough  
North Carolina (1): B. Johnson

### 2007-08 SEC MEN'S BASKETBALL STANDINGS (Through SEC Tournament)

#### WESTERN DIVISION

<u>Team</u>	<u>SEC</u>	<u>Pct.</u>	<u>Overall</u>	<u>Pct.</u>
Miss. State@...	12-4	.750	22-10	.688
Arkansas .....	9-7	.563	22-11	.667
Ole Miss .....	7-9	.438	21-10	.677
LSU .....	6-10	.375	13-18	.419
Alabama .....	5-11	.313	17-16	.515
Auburn .....	4-12	.250	14-16	.467

#### EASTERN DIVISION

<u>Team</u>	<u>SEC</u>	<u>Pct.</u>	<u>Overall</u>	<u>Pct.</u>
Tennessee# .....	14-2	.875	29-4	.879
Kentucky .....	12-4	.750	18-12	.600
Vanderbilt .....	10-6	.625	26-7	.788
Florida .....	8-8	.500	21-11	.656
South Carolina .....	5-11	.313	14-18	.438
Georgia! .....	4-12	.250	17-16	.515

# - SEC Champion & SEC East Champion; @ - SEC West Champion; ! - SEC Tournament Champion

### 2008 SEC MEN'S BASKETBALL TOURNAMENT RESULTS

#### FIRST ROUND - Thursday, March 13, 2008

G1 - [E5] South Carolina 77, [W4] LSU 73

G2 - [E3] Vanderbilt 93, [W6] Auburn 82

G3 - [W5] Alabama 80, [E4] Florida 69

G4 - [E6] Georgia 97, [W3] Ole Miss 95 (OT)

#### SECOND ROUND - Friday, March 14, 2008

G5 - [E1] Tennessee 89, [E5] South Carolina 87

G6 - [W2] Arkansas 81, [E3] Vanderbilt 75

G7 - [W1] Mississippi State 69, [W5] Alabama 67 (OT)

G8 - [E6] Georgia 60, [E2] Kentucky 56 (OT) - Played Saturday at Georgia Tech.

#### SEMIFINALS - Saturday, March 15, 2008

G9 - [W2] Arkansas 92, [E1] Tennessee 91

G10 - [E6] Georgia 64, [W1] Mississippi State 60

#### FINALS - Sunday, March 16, 2008

G11 - [E6] Georgia 66, [W2] Arkansas 57

NOTE: All games Saturday and Sunday were played at Georgia Tech.

## MSU in the SEC (Thru SEC Tournament Gms)

### TEAM RANKINGS

Category	Stats	SEC Rank
Scoring	73.1 ppg	7th
Scoring Defense	65.1 ppg	1st
Scoring Margin	+8.0 ppg	3rd
Rebounding	40.9 rpg	1st
Opp. Rebounds	36.4 rpg	9th
Rebound Margin	+4.5 rpg	2nd
Off. Rebounds	12.22 rpg	6th
Def. Rebounds	28.66 rpg	1st
FG Percentage	46.1%	6th
Opp. FG Pct.	36.8%	1st
3-pt FG Pct.	33.4%	10th
Opp. 3-pt FG Pct.	32.0%	3rd
3-pt FGs/game	6.97/gm	8th
FT Percentage	64.4%	11th
Assists	13.22 apg	8th
Blocks	7.94 bpg	1st
Steals	6.00 spg	T-9th
Turnover Margin	-2.56	11th
Assist:TO Ratio	0.87	9th

### INDIVIDUAL RANKINGS

Category	Player (Stats)	SEC Rank
Scoring	Gordon (17.3 ppg)	6th
	Rhodes (16.9 ppg)	8th
	Stewart (11.6 ppg)	30th
Rebounding	Varnado (7.9 rpg)	4th
	Rhodes (7.7 rpg)	6th
	Gordon (6.3 rpg)	16th
Off. Rebs	Rhodes (2.79 orpg)	5th
Def. Rebs	Varnado (5.66 drpg)	3rd
	Gordon (5.09 drpg)	6th
	Rhodes (4.90 drpg)	8th
FG Pct.	Rhodes (55.5%)	6th
3FG Pct.	Hansbrough (35.8%)	9th
3-pt FG/gm	Hansbrough (2.11/gm)	10th
	Stewart (1.81/gm)	15th
FT Pct.	Gordon (70.8%)	11th
Assists	Gordon (4.81 apg)	3rd
Blocks	Varnado (4.63 bpg)	1st
	Rhodes (1.41 bpg)	10th
Steals	None qualify	
Ast:TO Ratio	None qualify	
Minutes	Stewart (35.59 mpg)	4th
	Gordon (34.41 mpg)	7th
	Hansbrough (33.25 mpg)	14th
	Rhodes (31.17 mpg)	24th

## MSU in the SEC (Thru Reg. Season SEC Gms)

### TEAM RANKINGS

Category	Stats	SEC Rank
Scoring	72.4 ppg	5th
Scoring Defense	66.4 ppg	2nd
Scoring Margin	+6.1 ppg	2nd
Rebounding	39.7 rpg	3rd
Opp. Rebounds	36.7 rpg	9th
Rebound Margin	+3.0 rpg	3rd
Off. Rebounds	11.13 rpg	9th
Def. Rebounds	28.56 rpg	1st
FG Percentage	47.1%	2nd
Opp. FG Pct.	36.6%	1st
3-pt FG Pct.	34.8%	T-5th
Opp. 3-pt FG Pct.	30.7%	2nd
3-pt FGs/game	7.06/gm	T-6th
FT Percentage	64.6%	10th
Assists	12.06 apg	8th
Blocks	8.19 bpg	1st
Steals	4.75 spg	12th
Turnover Margin	-4.12	12th
Assist:TO Ratio	0.80	11th

### INDIVIDUAL RANKINGS

Category	Player (Stats)	SEC Rank
Scoring	Rhodes (17.7 ppg)	6th
	Gordon (17.5 ppg)	7th
	Stewart (11.2 ppg)	T-29th
Rebounding	Rhodes (8.1 rpg)	6th
	Varnado (7.8 rpg)	T-7th
	Gordon (6.3 rpg)	15th
Off. Rebs	Rhodes (2.80 orpg)	5th
Def. Rebs	Varnado (5.88 drpg)	3rd
	Gordon (5.44 drpg)	6th
	Rhodes (5.27 drpg)	7th
FG Pct.	Rhodes (56.6%)	4th
3FG Pct.	Hansbrough (39.1%)	10th
	Gordon (34.3%)	14th
3-pt FG/gm	Hansbrough (2.25/gm)	12th
	Gordon (2.13/gm)	13th
FT Pct.	Rhodes (69.9%)	11th
	Gordon (68.7%)	13th
Assists	Gordon (4.94 apg)	3rd
Blocks	Varnado (4.88 bpg)	1st
	Rhodes (1.33 bpg)	9th
Steals	None qualify	
Ast:TO Ratio	Gordon (1.16)	15th
Minutes	Stewart (36.69 mpg)	5th
	Gordon (35.56 mpg)	8th
	Hansbrough (35.08 mpg)	9th
	Rhodes (32.67 mpg)	20th

## 2007-08 PRESEASON HONORS

### JAMONT GORDON

John R. Wooden Award Candidate

Naismith Trophy Candidate

Bob Cousy Award Candidate

First-team All-American (Rivals.com)

All-America Team (CollegeInsider.com)

Third-team All-American (Athlon Sports)

Third-team All-American (Collegehoops.net)

Nation's No. 1 Point Guard (Rivals.com)

Nation's Top Penetrator (Rivals.com)

Nation's No. 2 Shooting Guard (Lindy's)

Nation's No. 3 Slasher (Athlon Sports)

Consensus First-team All-SEC

SEC's Best Athlete (Sporting News Yearbook)

SEC's Best Penetrator (Sporting News Yearbook)

SEC's Most Versatile Player (Lindy's)

### CHARLES RHODES

Honorable Mention All-American (Athlon Sports)

Nation's No. 8 Post Man (Athlon Sports)

Nation's No. 15 Center (Collegehoops.net)

Nation's No. 22 Center (Lindy's)

First-team All-SEC (Coaches poll)

Second-team All-SEC (Media poll)

### MISSISSIPPI STATE TEAM

No. 17 (Rivals.com)

No. 23 (Collegehoops.net)

No. 25 (ESPN.com/Dick Vitale)

No. 30 (CBS Sportsline College Preview)

## 2007-08 MISSISSIPPI STATE UNIVERSITY PLAYER HONORS

### JAMONT GORDON

John R. Wooden Award Top 24 Finalist

Bob Cousy Award Top 16 Finalist

All-American Second Team (Scout.com)

All-American Sixth Team (ESPN.com/Vitale)

Unanimous All-SEC First Team (Coaches)

Unanimous All-SEC First Team (AP)

All-SEC First Team (Rivals.com)

USBWA All-District IV Team

NABC All-District 6 First Team

SEC Player of the Week (Jan. 21)

TSN & FOX Nat'l Player of the Week (Jan. 21)

### JARVIS VARNADO

Unanimous SEC Def. Player of the Year (Coaches)

Honorable Mention All-SEC (AP)

### BARRY STEWART

SEC Player of the Week (Dec. 31)

### CHARLES RHODES

All-SEC First Team (Coaches)

All-SEC Second Team (AP)

NABC All-District 6 Second Team

SEC Player of the Week (March 3)

## MISSISSIPPI STATE HEAD BASKETBALL COACH RICK STANSBURY

In his 10th season as head coach of the Mississippi State Bulldogs, Rick Stansbury surpassed his former mentor **Richard Williams** to become the all-time winningest basketball coach in school history with MSU's 95-70 road victory over Texas A&M-Corpus Christi on Dec. 21. Stansbury previously spent eight seasons on Williams' State staff prior to being named his successor in 1998.

In his 19th season overall with the MSU hoops program, Stansbury has now been associated with 12 postseason tournament teams (8 NCAA & 4 NIT), two SEC Tournament title clubs and seven regular-season league/divisional championship squads. With a 10-year head coaching record of 207-114 (.645), Stansbury ranks 18th among the all-time winningest SEC basketball coaches by percentage and last month (Feb. 6 vs. Alabama) became the 20th member of the SEC's 200-win club.

During his 10 seasons at the State helm, Stansbury has now more than doubled the school's all-time postseason tournament appearances from seven to 15 with this year's fifth NCAA Tournament berth in the last seven seasons (2008, 2005-04-03-02), along with last year's third NIT showing (2007, '01 & '99) under his direction. Now with seven 20-win seasons under Stansbury's 10-year guidance as head coach, MSU has also claimed an overall SEC championship (2004), four SEC Western Division crowns (2008, '07, '04 & '03) and an SEC Tournament title (2002) over the past seven seasons.

This year's NCAA Tournament berth marks MSU's eighth postseason appearance (5 NCAA & 3 NIT) in the 10 seasons that Stansbury has been at the Bulldog helm. Last season, Stansbury guided the 21-14 Bulldogs to a berth in the 2007 MasterCard NIT Semifinals in New York City.

Three years ago in 2004-05, Stansbury further extended all-time school marks by directing the 23-11 Bulldogs to a fourth consecutive NCAA Tournament appearance as well as a fourth straight 20-win season. Prior to the current decade, the Bulldogs had neither previously reached 20 wins in three straight seasons, made four consecutive postseason tournaments nor earned three straight NCAA Tournament berths in the program's basketball history.

During the 2003-04 season, Stansbury guided State to its first outright SEC title since 1962-63 with a 14-2 league mark en route to posting a 26-4 overall record (12-0 on the road) and earning a school-first third straight NCAA Tournament appearance. In doing so, Stansbury was named The Associated Press SEC Coach of the Year, while earning district coaching honors from both the National Association of Basketball Coaches and United States Basketball Writers Association. He piloted the 21-10 Bulldogs to an NCAA Tournament berth in 2002-03 after advancing to the title game of the SEC Tournament for a second consecutive year.

In his rookie season at the Bulldog helm (1998-99), Stansbury became the school's all-time winningest first-year head basketball coach (20-13). During the 2001-02 season, he directed MSU to a school-record 27 wins, including an SEC Tournament title and NCAA appearance.

Previously as an eight-year assistant/associate head coach on Williams' staff, Stansbury played an integral role in helping guide Mississippi State University to three NCAA Tournaments, including a Final Four berth in 1996 and Sweet 16 showing in 1995, one NIT appearance (1994), one SEC Tournament title (1996), one regular-season SEC overall co-championship (1991), and back-to-back SEC Western Division crowns in 1995 and 1996.

Prior to his move to Starkville, Stansbury served a six-year stint (1985-90) as an assistant coach at Austin Peay State. Born in Louisville, Ky., and raised in Brandenburg, Ky., he is a 1982 graduate of Campbellsville (Ky.) College and was inducted into his alma mater's Athletic Hall of Fame in 2003. Stansbury then went on to earn a master's degree in 1984 from Cumberland (Ky.) College. Stansbury, 48, is married to the former Meo Mellen of Roanoke, Va., and they are the proud parents of three sons - Isaac, 8, Noah, 5, and Luke, 3.

### RICK STANSBURY'S CAREER RECORD AS AN ASSISTANT COACH

<u>Season (School)</u>	<u>W-L</u>	<u>Pct.</u>	<u>Postseason Highlights</u>	<u>Conference Highlights</u>
1981-82 (Campbellsville)	12-13	.480		
1983-84 (Cumberland)	31-5	.861	NAIA Tourney (2nd Round)	Won KMAC Tourney championship
<b>2-year NAIA totals</b>	<b>43-18</b>	<b>.705</b>	<b>Also helped Campbellsville to NAIA Tourney as a senior (1980-81)</b>	
1984-85 (Austin Peay)	8-19	.296		
1985-86 (Austin Peay)	14-14	.500		
1986-87 (Austin Peay)	20-12	.625	NCAA Tourney (2nd Round)	Won OVC Tourney championship
1987-88 (Austin Peay)	17-13	.567	OVC Tourney runners-up	T-3rd in OVC with 10-4 record
1988-89 (Austin Peay)	18-12	.600	OVC Tourney runners-up	3rd in OVC with 8-4 record
1989-90 (Austin Peay)	10-19	.345		
<b>6-year APSU totals</b>	<b>87-89</b>	<b>.494</b>	<b>1 NCAA bid; 1 OVC tourney title &amp; 2 OVC trny runner-up finishes</b>	
1990-91 (Miss. State)	20-9	.690	NCAA Tourney (1st Round)	T-1st in SEC with 13-5 record
1991-92 (Miss. State)	15-13	.536		
1992-93 (Miss. State)	13-16	.448		
1993-94 (Miss. State)	18-11	.621	NIT (1st Round)	3rd in SEC West with 9-7 record
1994-95 (Miss. State)	22-8	.733	NCAA Sweet 16	T-1st in SEC West with 12-4 record
1995-96 (Miss. State)	26-8	.765	NCAA Final Four	1st in SEC West; Won SEC Trny title
1996-97 (Miss. State)	12-18	.400		
1997-98 (Miss. State)	15-15	.500		
<b>8-year MSU totals</b>	<b>141-98</b>	<b>.590</b>	<b>3 NCAA &amp; 1 NIT; 1 SEC Tourney title; 3 reg-season league titles</b>	
<b>14-year NCAA totals</b>	<b>228-187</b>	<b>.549</b>	<b>4 NCAA &amp; 1 NIT; 2 league trny titles; 3 reg-season league titles</b>	
<b>16-year overall totals</b>	<b>271-205</b>	<b>.569</b>	<b>4 NCAA, 1 NIT &amp; 1 NAIA Tournament berths; 3 league trny titles</b>	

### RICK STANSBURY'S CAREER RECORD AS MSU HEAD COACH

<u>Season</u>	<u>Overall</u>	<u>SEC/Finish</u>	<u>Postseason Highlights</u>	<u>Conference Highlights</u>
1998-99 (MSU)	20-13 .606	8-8/t-3rd (W)	NIT (1st Round)	Semis of SEC Tournament
1999-00 (MSU)	14-16 .467	5-11/t-5th (W)		
2000-01 (MSU)	18-13 .581	7-9/t-4th (W)	NIT (Quarterfinals)	
2001-02 (MSU)	27-8 .771	10-6/2nd (W)	NCAA Tourney (2nd Round)	2nd in SEC West; Won SEC Trny title
2002-03 (MSU)	21-10 .677	9-7/t-1st (W)	NCAA Tourney (1st Round)	1st in SEC West; Finals of SEC Tourney
2003-04 (MSU)	26-4 .867	14-2/1st	NCAA Tourney (2nd Round)	1st in SEC; 1st in SEC West
2004-05 (MSU)	23-11 .676	9-7/3rd (W)	NCAA Tourney (2nd Round)	4th straight winning season in SEC play
2005-06 (MSU)	15-15 .500	5-11/4th (W)		
2006-07 (MSU)	21-14 .600	8-7/t-1st (W)	NIT (Semifinals)	T-1st in SEC West; Semis of SEC Trny
2007-08 (MSU)	22-10 .688	12-4/1st (W)	NCAA Tourney	1st in SEC West; Semis of SEC Trny
<b>10-year totals</b>	<b>207-114 .645</b>	<b>87-73 (.544)</b>	<b>5 NCAA &amp; 3 NIT; 1 SEC title; 4 SEC West titles; 1 SEC tourney title</b>	

### RICK STANSBURY'S CAREER RECORD AS A COLLEGIATE COACH

<b>18-year MSU totals</b>	<b>348-212</b>	<b>.621</b>	<b>8 NCAA &amp; 4 NIT; 2 SEC &amp; 6 SEC West titles; 2 SEC Tourney titles</b>	
<b>24-year NCAA totals</b>	<b>435-301</b>	<b>.591</b>	<b>9 NCAA &amp; 4 NIT; 2 SEC &amp; 6 SEC West titles; 3 league tourney titles</b>	
<b>26-year overall totals</b>	<b>478-319</b>	<b>.600</b>	<b>9 NCAA, 4 NIT &amp; 1 NAIA Trny; 2 SEC/6 West titles; 4 league trny titles</b>	

## MSU COACHING LEADERS

### OVERALL COACHING WINS

<u>Coach (Tenure)</u>	<u>Record</u>
1. Rick Stansbury (1999-present) . . . . .	207-114
2. Richard Williams (1987-98) . . . . .	191-163
3. Babe McCarthy (1956-65) . . . . .	169-85
4. E.C. Hayes (1912-24) . . . . .	124-54
5. Kermit Davis (1971-77) . . . . .	91-91
6. Stanfield Hitt (1940-47) . . . . .	68-69
7. Paul Gregory (1948-55) . . . . .	58-100
8. Bob Boyd (1982-86) . . . . .	55-87
9. Joe Dan Gold (1966-70) . . . . .	51-74
10. Frank Carideo (1936-39) . . . . .	43-39

### OVERALL WINNING PERCENTAGE

<u>Coach (Tenure)</u>	<u>Pct.</u>	<u>W-L</u>
1. E.C. Hayes (1912-24) . . . . .	.697	124-54
2. Bernie Bierman (1926-27) . . . . .	.674	31-15
3. Ron Greene (1978) . . . . .	.667	18-9
4. Babe McCarthy (1956-65) . . . . .	.665	169-85
5. Rick Stansbury (1999-present) . . . . .	.645	207-114
6. K.P. Gatchell (1925) . . . . .	.609	14-9
7. Edwin Hale (1934-35) . . . . .	.541	20-17
8. Richard Williams (1987-98) . . . . .	.540	191-163
9. Frank Carideo (1936-39) . . . . .	.524	43-39
10. Kermit Davis (1971-77) . . . . .	.500	91-91
T.H. Werner (1909) . . . . .	.500	5-5

### OVERALL GAMES COACHED

<u>Coach (Tenure)</u>	<u>GC</u>	<u>Record</u>
1. Richard Williams (1987-98) . . . . .	354	191-163
2. Rick Stansbury (1999-present) . . . . .	321	207-114
3. Babe McCarthy (1956-65) . . . . .	254	169-85
4. Kermit Davis (1971-77) . . . . .	182	91-91
5. E.C. Hayes (1912-24) . . . . .	178	124-54
6. Paul Gregory (1948-55) . . . . .	158	58-100
7. Bob Boyd (1982-86) . . . . .	142	55-87
8. Stanfield Hitt (1940-47) . . . . .	137	68-69
9. Joe Dan Gold (1966-70) . . . . .	125	51-74
10. Ray G. Dauber (1928-33) . . . . .	90	37-53

### SEC COACHING WINS

<u>Coach (Tenure)</u>	<u>Record</u>
1. Richard Williams (1987-98) . . . . .	89-113
2. Babe McCarthy (1956-65) . . . . .	88-54
3. Rick Stansbury (1999-present) . . . . .	87-73
4. Kermit Davis (1971-77) . . . . .	44-82
5. Stanfield Hitt (1940-47) . . . . .	41-55
6. Paul Gregory (1948-55) . . . . .	33-83
7. Joe Dan Gold (1966-70) . . . . .	32-56
8. Bob Boyd (1982-86) . . . . .	29-61
9. Frank Carideo (1936-39) . . . . .	27-31
10. Jim Hatfield (1979-81) . . . . .	21-33

### SEC WINNING PERCENTAGE

<u>Coach (Tenure)</u>	<u>Pct.</u>	<u>W-L</u>
1. Ron Greene (1978) . . . . .	.722	13-5
2. Babe McCarthy (1956-65) . . . . .	.620	88-54
3. Rick Stansbury (1999-present) . . . . .	.544	87-73
4. Frank Carideo (1936-39) . . . . .	.466	27-31
5. Richard Williams (1987-98) . . . . .	.441	89-113
6. Stanfield Hitt (1940-47) . . . . .	.427	41-55
7. Edwin Hale (1934-35) . . . . .	.409	9-13
8. Jim Hatfield (1979-81) . . . . .	.389	21-33
9. Joe Dan Gold (1966-70) . . . . .	.364	32-56
10. Kermit Davis (1971-77) . . . . .	.349	44-82

# **MISSISSIPPI STATE SUPERLATIVES DURING RICK STANSBURY ERA (1998-2008)**

## **TEAM SUPERLATIVES**

Most Points Scored (Game):  
107 vs Arkansas-Pine Bluff (11-23-99)

Most Points Scored (SEC Game):  
105 vs Auburn (3-2-04)

Most Points Scored (1st Half):  
56 vs Alabama A&M (12-2-02)

Most Points Scored (1st Half-SEC Game):  
53 vs Auburn (3-2-04)

Most Points Scored (2nd Half):  
61 vs Nicholls State (11-21-04)

Most Points Scored (2nd Half-SEC Game):  
56 vs Auburn (1-20-07)

Largest Winning Margin (Game):  
+52 vs Ark.-Pine Bluff [105-53] (11-17-98)

Largest Winning Margin (SEC Game):  
+37 vs Auburn [90-53] (1-5-05)

Largest Losing Margin (Game):  
-49 at Alabama [98-49] (1-18-05)

Largest Losing Margin (SEC Game):  
-49 at Alabama [98-49] (1-18-05)

Most Field Goals Made (Game):  
45 vs ULM (12-15-01) & Nicholls (11-17-01)

Most Field Goals Made (SEC Game):  
40 vs Auburn (3-2-04)

Most Field Goal Attempts (Game):  
83 vs Mississippi Valley State (11-21-00)

Most Field Goal Attempts (SEC Game):  
78 vs Kentucky (2-10-01)

Highest Field-Goal Percentage (Game):  
66.0 [33-50] vs Nicholls (11-11-06)

Highest Field-Goal Percentage (SEC Game):  
62.7 [32-51] vs LSU (1-26-02)

Highest FG Pct. (One Half-Game):  
72.2 [13-18] vs Mississippi-2ndH (3-14-03)

Highest FG Pct. (One Half-SEC Game):  
72.2 [13-18] vs Mississippi-2ndH (3-14-03)

Most 3-pt Field Goals Made (Game):  
14, 3 times (last: vs Santa Clara 12-3-05)

Most 3-pt Field Goals Made (SEC Game):  
14 vs Auburn (3-2-04) & Alabama (3-4-00)

Most 3-pt Field Goal Attempts (Game):  
35 vs Nicholls State (11-21-04)

Most 3-pt Field Goal Attempts (SEC Game):  
30, four times (last: vs Alabama 3-4-07)

Most Free Throws Made (Game):  
33 vs Ark. St. (12-8-01) & UL Laf. (12-28-00)

Most Free Throws Made (SEC Game):  
32 vs Arkansas (2-27-02) & Miss. (1-27-01)

Most Free Throw Attempts (Game):  
48 vs Arkansas-Little Rock (11-21-01)

Most Free Throw Attempts (SEC Game):  
45 vs Arkansas (2-27-02)

Most Rebounds (Game):  
75 vs Mississippi Valley State (11-21-00)

Most Rebounds (SEC Game):  
56 at Alabama (3-6-04)

Most Offensive Rebounds (Game):  
31 vs Mississippi Valley State (11-21-00)

Most Offensive Rebounds (SEC Game):  
29 at Ala. (3-6-04) & vs Ky. (2-10-01)

Most Defensive Rebounds (Game):  
44 vs Mississippi Valley State (11-21-00)

Most Defensive Rebounds (SEC Game):  
36, three times (last: at LSU 1-9-08)

Largest Rebound Margin (Game):  
+38 [59-21] vs Jacksonville St. (12-22-04)

Largest Rebound Margin (SEC Game):  
+25 [46-21] vs Arkansas (2-27-02)

Most Assists (Game):  
31 vs Louisiana-Monroe (12-15-01)

Most Assists (SEC Game):  
25 vs Alabama (3-4-07)

Most Turnovers (Game):  
29 vs Nicholls (11-11-06)

Most Turnovers (SEC Game):  
24, four times (last: at Auburn 2-9-08)

Fewest Turnovers (Game):  
4 vs Louisiana Tech (11-10-07)

Fewest Turnovers (SEC Game):  
6 vs Ga.-SECT (3-15-08) & at Ala. (2-7-07)

Most Blocked Shots (Game):  
16 vs Georgia (1-12-08)

Most Blocked Shots (SEC Game):  
16 vs Georgia (1-12-08)

Most Steals (Game):  
20 vs Nicholls State (11-17-01)

Most Steals (SEC Game):  
15 vs Vanderbilt (2-5-03)

Most Personal Fouls (Game):  
30 vs South Carolina (2-16-00)

Most Personal Fouls (SEC Game):  
30 vs South Carolina (2-16-00)

## **MISC. TEAM STATS (ALL GMS)**

Largest Lead Surrendered in Loss:  
21 vs Northwestern St. [4 times] (11-26-05)

Largest Halftime Lead Surrendered in Loss:  
21 vs Northwestern St. [39-18] (11-26-05)

Largest Deficit Overcome in Win:  
20 vs Kentucky [30-10] (1-5-02)

Largest Halftime Deficit Overcome in Win:  
16 at Alabama [47-31] (3-6-04) &  
16 vs Kentucky [40-24] (1-5-02)

Largest Lead at Any Time:  
55 vs Ark.-Pine Bluff [103-48] (11-17-98)

Largest Deficit at Any Time:  
49 at Alabama [98-49] (1-18-05)

## **MISC. TEAM STATS (SEC GMS)**

Largest Lead Surrendered in Loss:  
17 vs Alabama [36-19] (1-15-03)

Largest Halftime Lead Surrendered in Loss:  
15 vs LSU [37-22] (2-13-02)

Largest Deficit Overcome in Win:  
20 vs Kentucky [30-10] (1-5-02)

Largest Halftime Deficit Overcome in Win:  
16 at Alabama [47-31] (3-6-04) &  
16 vs Kentucky [40-24] (1-5-02)

Largest Lead at Any Time  
39 vs Auburn [85-46] (2-16-02)

Largest Deficit at Any Time  
49 at Alabama [98-49] (1-18-05)

## **RECORD WHEN MSU...**

Leads at Halftime .....165-25

Trails at Halftime .....34-82

Is Tied at Halftime .....8-7

Shoots 45% or better from field .....144-30

Shoots less than 45% from field .....63-84

Opp. shoots less than 45% from field ...169-53

Opp. shoots 45% or better from field ...38-61

Outrebounds (or ties) the opponent ...172-66

Is outrebounded by the opponent .....35-48

Commits fewer TOs than opponent ...86-28

Commits more TOs than opponent ...102-81

Commits same # of TOs as opponent ...19-5

Wins the opening tip-off .....136-64

Loses the opening tip-off .....71-50

Holds opp. to 65 points or less .....128-23

Involved in gms W/L by 5 pts or less ...43-43

## **MSU'S RECORD IN...**

All Games .....207-114

Home Games .....122-28

Road Games .....46-60

Neutral-site Games .....39-26

Non-SEC Games .....110-32

Non-SEC Home Games .....62-8

Non-SEC Road Games .....19-7

Non-SEC Neutral-site Games .....29-17

SEC Regular-Season Games .....87-73

SEC Home Games .....60-20

SEC Road Games .....27-53

Games vs. SEC Western Division ....64-43

Games vs. SEC Eastern Division ....33-39

In-season Tournament Games .....15-12

SEC Tournament Games .....10-9

Postseason Tournament Games .....8-7

NCAA Tournament Games .....3-4

NIT (Postseason) Games .....5-3

Exhibition Games .....17-2

November Games .....36-12

December Games .....61-12

January Games .....39-37

February Games .....42-32

March Games .....29-21

Monday Games .....15-4

Tuesday Games .....15-12

Wednesday Games .....51-33

Thursday Games .....12-7

Friday Games .....12-6

Saturday Games .....94-42

Sunday Games .....8-10

Overtime Games .....11-8

Television Games .....94-77

Games vs. Ranked Opponents .....16-43

### ***LAST TIME AN MSU PLAYER...***

**Scored 25 or more points in a game:**

27, Charles Rhodes vs. LSU (3-8-08)

**Scored 28 or more points in a game:**

30, Charles Rhodes vs. Auburn (2-27-08)

**Scored 31 or more points in a game:**

32, Mario Austin vs. Kentucky (1-5-02)

**Scored 33 or more points in a game:**

35, Darryl Wilson vs. Alabama (3-4-95)

**Scored 36 or more points in a game:**

36, Jeff Malone at Mississippi (2-19-83)

**Scored 37 or more points in a game:**

39, Jeff Malone vs. Alabama (1-31-83)

**Scored 40 or more points in a game:**

40, Rickey Brown vs. Auburn (3-7-77)

**Scored 20+ points in three consecutive games:**

Jamont Gordon (24 at Vanderbilt; 23 vs. LSU & 23 vs. Alabama-SECT, 2007-08)

**Scored 20+ points in four consecutive games:**

Lawrence Roberts (25 vs. Virginia Tech; 22 vs. Jacksonville State; 25 vs. Florida A&M & 20 at Xavier, 2004-05)

**Scored 20+ points in five consecutive games:**

Jeff Malone, 1982-83 (11 consecutive games)

**Scored 30 or more points in back-to-back games:**

Jeff Malone (33 at LSU & 36 at Mississippi, 1982-83)

**Scored 30+ points in three consecutive games:**

Jeff Malone (33 at LSU; 36 at Mississippi & 30 vs. Georgia, 1982-83)

**Made 10 or more field goals in a game:**

11, Charles Rhodes vs. Auburn (2-27-08)

**Made 12 or more field goals in a game:**

12, Charles Rhodes vs. Mississippi (1-26-08)

**Made 13 or more field goals in a game:**

13, Horatio Webster vs. SW Missouri St. (11-23-97)

**Made 14 or more field goals in a game:**

14, Cameron Burns at Georgia (1-17-90)

**Made 15 or more field goals in a game:**

16, Raymond Brown vs. Florida (3-2-85)

**Attempted 20 or more field goals in a game:**

20, Dietric Slater at Georgia (2-24-07)

**Attempted 21 or more field goals in a game:**

22, Timmy Bowers at Alabama (3-6-04)

**Attempted 23 or more field goals in a game:**

24, Horatio Webster vs. UT Martin (12-20-97)

**Attempted 25 or more field goals in a game:**

25, Chuck Evans at Alabama (3-6-93)

**Attempted 26 or more field goals in a game:**

26, Tony Watts at Mississippi (2-22-92)

**Attempted 27 or more field goals in a game:**

28, Jeff Malone vs. Vanderbilt (1-8-83)

**Made five or more 3-pointers in a game:**

6, Barry Stewart vs. Tennessee (2-2-08)

**Made seven or more 3-pointers in a game:**

7, Reginald Delk at Arkansas (3-1-06)

**Made eight or more 3-pointers in a game:**

8, Winsome Frazier vs. UMKC (11-23-04)

**Attempted 10 or more 3-pointers in a game:**

11, Jamont Gordon at Mississippi (2-20-08)

**Attempted 12 or more 3-pointers in a game:**

12, Jamall Edmondson vs. Kentucky (2-1-06)

**Attempted 13 or more 3-pointers in a game:**

15, Winsome Frazier vs. UMKC (11-23-04)

**Attempted 16 or more 3-pointers in a game:**

17, Darryl Wilson vs. Alabama (3-4-95)

**Made 10 or more free throws in a game:**

11, Jamont Gordon at Auburn (2-9-08)

**Made 12 or more free throws in a game:**

14, Lawrence Roberts vs. Mississippi (2-7-04)

**Made 15 or more free throws in a game:**

18, Rich Knarr vs. Auburn (2-19-73)

**Attempted 13 or more free throws in a game:**

16, Jamont Gordon at Arkansas (2-28-07)

**Attempted 17 or more free throws in a game:**

18, Lawrence Roberts vs. Mississippi (2-7-04)

**Had 15 or more rebounds in a game:**

15, Charles Rhodes at Arkansas (1-30-08)

**Had 16 or more rebounds in a game:**

17, Jarvis Varnado at LSU (1-9-08)

**Had 18 or more rebounds in a game:**

19, Charles Rhodes vs. Auburn (2-4-06)

**Had 20 or more rebounds in a game:**

21, Wesley Morgan vs. Southeastern La. (11-28-05)

**Had 22 or more rebounds in a game:**

23, Rickey Brown vs. Vanderbilt (12-6-79)

**Had 10 or more offensive rebounds in a game:**

10, Wesley Morgan vs. Southeastern La. (11-28-05)

**Had 10 or more defensive rebounds in a game:**

12, Charles Rhodes at Vanderbilt (3-5-08)

**Had 10 or more assists in a game:**

10, Jamont Gordon vs. Alabama (2-6-08)

**Had 11 or more assists in a game:**

14, Gary Ervin vs. Florida A&M (12-20-04)

**Had 15 or more assists in a game:**

16, Chuck Evans at Mo.-Kansas City (2-23-93)

**Had 10 or more turnovers in a game:**

10, Charles Rhodes vs. Nicholls (11-11-06)

**Had five or more blocks in a game:**

7, Jarvis Varnado vs. LSU (3-8-08)

**Had eight or more blocks in a game:**

10, Jarvis Varnado vs. Kentucky (1-15-08)

**Had five or more steals in a game:**

5, Barry Stewart vs. Alabama-SECT (3-14-08)

**Had six or more steals in a game:**

6, Dietric Slater at Georgia (2-24-07)

### ***LAST TIME AN MSU TEAM...***

**Scored 100 or more points:**

101 vs. Bradley (3-17-07)

**Allowed 100 or more points:**

115 at Arkansas (2-20-93)

**Was held to 60 points or less:**

60 vs. Georgia-SECT (3-15-08)

**Was held to 59 points or less:**

58 at Arkansas (1-30-08)

**Was held to 57 points or less:**

49 vs. Southern Illinois (11-23-07)

**Was held to 48 points or less:**

44 vs. South Carolina (3-9-06)

**Held opponent to 60 points or less:**

59 at Florida (3-1-08)

**Held opponent to 58 points or less:**

56 at South Carolina (2-23-08)

**Held opponent to 55 points or less:**

49 by Georgia (1-12-08)

**Held opponent to 48 points or less:**

39 at LSU (1-9-08)

**Held opponent to 38 points or less:**

37 by Loyola Marymount (11-13-06)

**Shot 55 percent or better from the field:**

.600 [33-55] vs. Auburn (2-27-08)

**Shot better than 60 percent from the field:**

.660 [33-50] vs. Nicholls (11-11-06)

**Was held to 35 percent or less from the field:**

.328 [19-58] vs. Georgia-SECT (3-15-08)

**Was held to 32 percent or less from the field:**

.317 [20-63] at Arkansas (2-28-07)

**Was held to less than 31 percent from the field:**

.255 [14-55] vs. Southeastern Louisiana (11-28-05)

**Held opponent to 35 percent or less from field:**

.318 [21-66] vs. Alabama-SECT (3-14-08)

**Held opponent to 31 percent or less from field:**

.308 [20-65] at South Carolina (2-23-08)

**Held opponent to less than 30 percent from field:**

.246 [16-65] by Georgia (1-12-08)

**Held opponent to less than 24 percent from field:**  
.212 [14-66] at LSU (1-9-08)

**Held opponent to less than 21 percent from field:**  
.207 [12-58] by Loyola Marymount (11-13-06)

**Made 35 or more field goals:**

39 vs. Bradley (3-17-07)

**Made 40 or more field goals:**

40 vs. Auburn (3-2-04)

**Attempted 70 or more shots from the field:**

71 vs. Louisiana Tech (11-10-07)

**Attempted 72 or more shots from the field:**

73 vs. Bradley (3-17-07)

**Attempted 74 or more shots from the field:**

75 vs. Troy (12-10-05)

**Attempted 40 or fewer shots from the field:**

39 vs. Vanderbilt (2-12-05)

**Made 10 or more 3-pointers:**

11 vs. Auburn (2-27-08)

**Made 12 or more 3-pointers:**

12 at Alabama (1-19-08)

**Made 13 or more 3-pointers:**

13 vs. LSU (2-3-07)

**Made 14 or more 3-pointers:**

14 vs. Santa Clara (12-3-05)

**Did not make a 3-pointer:**

[0-11] at Alabama (1-18-05)

**Attempted 25 or more 3-pointers:**

26 at Alabama (1-19-08)

**Attempted 27 or more 3-pointers:**

27 vs. Lafayette (1-5-08)

**Attempted 28 or more 3-pointers:**

30 at South Alabama (12-15-07)

**Attempted 31 or more 3-pointers:**

33 vs. Troy (12-10-05)

**Made 30 or more free throws:**

30 vs. Arkansas (1-15-05)

**Made fewer than five free throws:**

4 at Alabama (1-19-08)

**Attempted 40 or more free throws:**

41 vs. Charlotte (11-29-06)

**Attempted fewer than 10 free throws:**

9 vs. Southern Illinois (11-23-07)

**Had 50 or more rebounds:**

50 vs. UT Martin (11-17-07)

**Had 51 or more rebounds:**

51 vs. Clemson (11-15-07)

**Had 52 or more rebounds:**

56 vs. Jacksonville State (12-15-05)

**Had 20 or more assists:**

22 vs. Auburn (2-27-08)

**Had 23 or more assists:**

25 at Loyola Marymount (12-19-07)

**Had 20 or more turnovers:**

24 at Auburn (2-9-08)

**Had 25 or more turnovers:**

25 vs. UT Martin (11-17-07)

**Had 26 or more turnovers:**

29 vs. Nicholls (11-11-06)

**Had fewer than 10 turnovers:**

6 vs. Georgia-SECT (3-15-08)

**Had 10 or more blocked shots:**

10 vs. LSU (3-8-08)

**Had 11 or more blocked shots:**

15 vs. Kentucky (1-15-08)

**Had 16 or more blocked shots:**

16 vs. Georgia (1-12-08)

**Had 10 or more steals:**

14 at Loyola Marymount (12-19-07)

**Had 15 or more steals:**

15 vs. Florida State (3-20-07)





## 44 JAMONT GORDON 44

6-4 • 230 • JR. • G/F  
NASHVILLE, TN (OAK HILL ACADEMY)

Top 24 candidate for the John R. Wooden Award and is one of 16 national finalists for the Bob Cousy Award... Named All-SEC First Team by the league's coaches for the second straight year... Selected Second Team All-American by Scout.com... Averaging 15.8 points, 6.8 rebounds and 4.8 assists over his 97-game MState career (all starts)... Stands as the nation's lone non-senior currently in NCAA DI hoops to have amassed 1,500 career points, 650 rebounds and 450 assists, as well as ranking as one of only two DI players nationally to average 17.0 ppg, 6.0 rpg and 4.5 apg on the season... Ranks 7th on MSU's all-time scoring list with 1,529 career points, 3rd with 470 career assists and 14th with 655 career rebounds (6 from 13th)... Stands 5th on the school's all-time list in career free throws made (396) and 4th in attempts (574)... Ranks 6th in the SEC in scoring (17.3 ppg), 3rd in assists (4.81 apg) and 16th in rebounding (6.3 rpg) this season... Averaged 17.5 ppg (7th in SEC), 6.3 rpg (15th) and 4.94 apg (3rd) in SEC games this year... Has scored in double figures in 84 of 97 career MSU outings (27 of 32 gms this year)... Ranks T-3rd in the SEC with 15 games of 20+ points this year, including nine 20-point efforts over his last 16 contests... Averaged 15.0 ppg (9-26 FGs, 1-10 treys & 11-13 FTs), 6.0 rpg and 5.5 apg during SEC Tournament (23 pts & 9 rebs vs. Alabama)... Closed out regular season with 23 points and nine boards vs. LSU, along with 24 points, eight boards and five assists at Vanderbilt... Had back-to-back double-doubles with 24 points and career high-tying 13 boards at Auburn, along with 17 points and career high-tying 10 assists in home win over Alabama... Has three double-doubles this year (13 in career), but has been one rebound shy of five other double-doubles this year... Named Jan. 21 SEC Player of the Week after back-to-back, 24-point efforts vs. Kentucky (7-11 FGs & career-high 5 treys in 7 att.) and Alabama (career-high 10 FGs & 4-8 treys).

### JAMONT GORDON'S GAME-BY-GAME STATS (2007-08)

Opponent	FG	3FG	FT	Reb	PF	Pts	Ass	TO	BS	Stl	Min
LA. TECH *	7-14	3-7	4-4	5	1	21	3	2	0	2	29
CLEMSON *	7-16	3-9	6-10	12	4	23	3	6	0	1	33
UT MARTIN *	4-8	2-4	0-1	4	1	10	6	3	2	1	29
UC Irvine *	7-12	1-2	0-2	6	4	15	4	5	2	1	25
Southern Illinois *	7-12	4-8	2-2	4	3	20	2	5	0	0	35
Miami (OH) *	6-17	0-5	6-7	6	1	18	4	3	2	2	40
MURRAY ST. *	5-12	0-3	5-6	4	1	15	4	2	0	1	30
SE LOUISIANA *	8-18	1-3	8-10	7	1	25	4	3	1	1	32
MIAMI (FL) *	7-19	1-5	3-5	9	3	18	5	6	0	0	38
@South Alabama *	1-14	0-6	5-8	13	3	7	5	5	0	2	35
@Loyola M'ount *	9-14	5-7	2-5	3	2	25	7	3	0	3	30
@TAMU-CC *	4-8	0-1	5-6	2	2	13	5	1	0	2	24
MISSOURI *	8-17	0-4	4-5	8	3	20	5	3	2	0	38
Lafayette *	6-19	1-4	2-2	7	1	15	7	6	0	1	33
@LSU *	5-13	1-4	2-3	6	2	13	1	3	2	1	37
GEORGIA *	6-12	0-3	3-3	9	3	15	2	4	2	0	33
KENTUCKY *	7-11	5-7	5-9	9	3	24	5	2	1	0	36
@Alabama *	10-17	4-8	0-1	4	3	24	5	4	1	1	34
MISSISSIPPI *	5-12	2-6	1-1	1	2	13	6	1	1	2	30
@Arkansas *	8-16	3-8	5-6	4	3	24	1	6	0	1	37
TENNESSEE *	4-12	4-10	5-9	3	4	17	6	4	0	0	37
ALABAMA *	5-13	0-4	7-10	6	2	17	10	1	1	3	38
@Auburn *	5-11	3-7	11-12	13	1	24	8	8	0	0	37
ARKANSAS *	1-9	0-4	7-9	8	1	9	8	6	2	1	35
@Mississippi *	6-17	4-11	4-8	6	4	20	3	4	0	2	36
@South Carolina *	3-10	1-4	2-4	5	5	9	4	7	0	2	36
AUBURN *	8-14	4-8	0-1	4	3	20	6	6	0	0	33
@Florida *	1-8	0-4	2-4	5	4	4	5	3	0	4	33
@Vanderbilt *	9-19	0-4	6-9	8	3	24	5	4	0	3	39
LSU *	6-15	3-7	8-10	9	2	23	4	5	1	0	37
Alabama-SECT *	7-18	0-4	9-11	9	3	23	4	5	0	1	44
Georgia-SECT *	2-8	1-6	2-2	3	2	7	7	3	0	0	37

SEASON HIGH	JAMONT GORDON	CAREER HIGH
25, 2x (last: at LMU 12-19-07)	Pts	27 at Alabama (2-7-07)
13, 2x (last: at Auburn 2-9-08)	Rebs	13, 3x (last: at Auburn 2-9-08)
10 vs Alabama (2-6-08)	Asts	10, 3x (last: vs Alabama 2-6-08)
2, 7x (last: vs Arkansas 2-16-08)	Blks	3 at Clemson (11-21-06)
4 at Florida (3-1-08)	Stls	5, 2x (last: at Vanderbilt 1-21-06)
10 at Alabama (1-19-08)	FGM	10 at Alabama (1-19-08)
19, 3x (last: at Vanderbilt 3-5-08)	FGA	19, 4x (last: at Vanderbilt 3-5-08)
5, 2x (last: vs Kentucky 1-15-08)	3FGM	5, 2x (last: vs Kentucky 1-15-08)
11 at Mississippi (2-20-08)	3FGA	11 at Mississippi (2-20-08)
11 at Auburn (2-9-08)	FTM	11, 4x (last: at Auburn 2-9-08)
12 at Auburn (2-9-08)	FTA	16 at Arkansas (2-28-07)
44 vs Alabama (3-14-08)	Mins	44 vs Alabama (3-14-08)

Season/Career 10-Point Games:	27 - 84	Season/Career Double-Doubles:	3 - 13
Season/Career 20-Point Games:	15 - 26	Season/Career Team's Top Scorer:	16 - 45
Season/Career 10-Rebound Games:	3 - 13	Season/Career Team's Top Rebounder:	6 - 33
Season/Career 10-Assist Games:	1 - 3	Season/Career Team's Top Assist Man:	26 - 75

### JAMONT GORDON'S CAREER STATISTICS

Season	G-GS	Min	FGs	Pct	3FGs	Pct	FTs	Pct	Rebs	Ass	TO	Blk	Stl	Points
2005-06	30-30	108	139-341	.408	27-104	.260	108-167	.647	203-6.8	129	142	16	34	413-13.8
2006-07	35-35	1129	181-432	.419	42-121	.347	157-222	.707	250-7.1	187	123	20	46	561-16.0
2007-08	32-32	1101	184-435	.423	56-177	.316	131-185	.708	202-6.3	154	129	20	38	555-17.3
Totals	97-97	3218	504-1208	.417	125-402	.311	396-574	.690	655-6.8	470	394	56	118	1529-15.8



## 23 CHARLES RHODES 23

6-8 • 245 • SR. • F/C  
JACKSON, MS (LANIER HS)

Three-time All-SEC senior forward for the Bulldogs, having been named first team (by coaches) this season after second-team honors the previous two years... Ranks 11th on MSU's all-time scoring chart with 1,403 career points and 12th with 672 career rebounds (5 from 11th)... Stands 6th on school's all-time list with 142 career blocks, while also rating just outside MState's top 10 list in career FG% (.558)... Owns MSU's all-time dunks record with 175 career slams (60 this year)... 32% of his 550 career FGM have come via the dunk... Ranks 8th in the SEC in scoring (16.9 ppg), 6th in rebounding (7.7 rpg), 6th in FG% (.555; 42nd in NCAA) and 10th in blocks (1.41 bpg) for all games... Stands 6th in SEC scoring (17.7 ppg), 6th in rebounding (8.1 rpg), 4th in FG% (.566) and 9th in blocks (1.33 bpg)... Ranked as the SEC's 3rd-leading scorer (20.0 ppg) during the month of February... Averaging 19.9 ppg over his last 14 outings... Has five double-doubles in his last 13 games (1 reb shy of three more - AU, USC & Bama; 2 rebs shy of two others)... Has nine double-doubles on the year (T-3rd in SEC) and 15 total for his career... Averaging 22.1 ppg and 9.1 rpg in his last seven outings... Averaged 18.5 ppg (16-32 FGs) and 7.0 rpg during SEC Tournament (22 pts vs. Georgia and 15 pts & 8 rebs vs. Alabama)... Closed out the regular season posting consecutive double-doubles with 27 points and 10 rebounds vs. LSU, along with 22 points and 14 boards at Vanderbilt... Has 10 20-point outings on the year (6 in last 9 gms) and 22 in career... Scored a career-high 30 points (11-14 FGs w/5 dunks & 7-8 FTs) and had nine rebounds in home win over Auburn to earn March 3 SEC Player of the Week honors... Tallied 24 points (6 pts in OT) on 11-17 FGs and 5 dunks and added nine boards at USC... Scored 24 points (19 pts on 8-12 FGs in 1stH) in home win over Arkansas... Had 15 points and 10 rebounds (season-high 5 blks) vs. Tennessee, while totalling 11 points, season-high 15 rebounds and three blocks at Arkansas in consecutive games... Scored 26 points (12-14 FGs) in home win over Ole Miss.

### CHARLES RHODES' GAME-BY-GAME STATS (2007-08)

Opponent	FG	3FG	FT	Reb	PF	Pts	Ass	TO	BS	Stl	Min
LA. TECH *	8-17	0-0	1-4	7	2	17	2	0	2	1	27
CLEMSON *	7-12	0-0	3-7	6	3	17	1	2	4	0	25
UT MARTIN *	7-9	0-0	1-2	5	3	15	2	4	3	1	24
UC Irvine *	3-14	0-2	5-6	11	2	11	1	5	1	3	35
Southern Illinois *	2-5	0-0	0-1	6	5	4	0	3	0	0	21
Miami (OH) *	11-15	0-0	3-4	10	3	25	1	3	0	1	37
MURRAY ST. *	8-14	0-0	6-6	5	2	22	2	0	2	0	25
SE LOUISIANA *	7-8	0-0	2-2	7	5	16	0	5	1	3	30
MIAMI (FL) *	4-12	0-0	2-3	7	2	10	1	1	1	0	35
@South Alabama *	4-7	0-0	2-5	4	3	10	0	2	0	1	21
@Loyola M'ount *	7-12	0-0	0-2	10	4	14	1	3	1	0	26
@TAMU-CC *	10-16	0-0	6-9	10	2	26	1	1	1	1	33
MISSOURI *											
Lafayette *											
@LSU *											
GEORGIA *	4-5	0-0	0-2	3	1	8	0	0	2	1	12
KENTUCKY *	5-8	0-0	2-4	3	0	12	2	3	1	1	30
@Alabama *	2-7	0-1	1-2	9	2	5	0	0	1	0	31
MISSISSIPPI *	12-14	0-0	2-3	6	1	26	1	2	0	0	28
@Arkansas *	4-11	0-0	3-5	15	2	11	1	5	3	0	37
TENNESSEE *	4-9	0-0	7-8	10	2	15	1	5	5	0	35
ALABAMA *	7-12	0-0	3-6	9	2	17	1	3	2	0	33
@Auburn *	5-11	0-0	7-7	10	4	17	0	3	1	1	33
ARKANSAS *	9-18	1-1	5-7	1	2	24	1	0	0	1	28
@Mississippi *	5-11	0-0	3-4	5	2	13	1	2	0	0	37
@South Carolina *	11-17	0-0	2-3	9	1	24	3	3	0	0	42
AUBURN *	11-14	1-1	7-8	9	4	30	0	1	2	0	33
@Florida *	6-13	0-0	3-6	8	1	15	2	1	0	1	36
@Vanderbilt *	9-15	0-0	4-8	14	4	22	0	3	1	0	39
LSU *	9-17	0-0	9-10	10	1	27	0	4	2	0	36
Alabama-SECT *	7-14	1-1	0-0	8	2	15	2	6	3	0	42
Georgia-SECT *	9-18	0-0	4-6	6	2	22	0	2	2	0	33

SEASON HIGH	CHARLES RHODES	CAREER HIGH
30 vs Auburn (2-27-08)	Pts	30 vs Auburn (2-27-08)
15 at Arkansas (1-30-08)	Rebs	19 vs Auburn (2-4-06)
3 at South Carolina (2-23-08)	Asts	3, 3x (last: at South Carolina 2-23-08)
5 vs Tennessee (2-2-08)	Blks	6 vs Bradley (3-17-07)
3, 2x (last: vs Southeastern La. 12-8-07)	Stls	3, 3x (last: vs Southeastern La. 12-8-07)
12 vs Mississippi (1-26-08)	FGM	12 vs Mississippi (1-26-08)
18, 2x (last: vs Georgia 3-15-08)	FGA	18, 3x (last: vs Georgia 3-15-08)
1, 3x (last: vs Alabama 3-14-08)	3FGM	2 vs New Orleans (12-21-06)
2 vs UC Irvine (11-22-07)	3FGA	2, 5x (last: vs UC Irvine 11-22-07)
9 vs LSU (3-8-08)	FTM	10 vs Jacksonville State (12-15-05)
10 vs LSU (3-8-08)	FTA	13 vs Kentucky (2-1-06)
42, 2x (last: vs Alabama 3-14-08)	Mins	42, 2x (last: vs Alabama 3-14-08)

Season/Career 10-Point Games:	26 - 74	Season/Career Double-Doubles:	9 - 15
Season/Career 20-Point Games:	10 - 22	Season/Career Team's Top Scorer:	10 - 34
Season/Career 10-Rebound Games:	9 - 16	Season/Career Team's Top Rebounder:	13 - 36
Season/Career 3-Block Games:	5 - 19	Season/Career Team's Top Shot-Blocker:	7 - 38

### CHARLES RHODES' CAREER STATISTICS

Season	G-GS	Min	FGs	Pct	3FGs	Pct	FTs	Pct	Rebs	Ass	TO	Blk	Stl	Points
2004-05	16-0	104	19-32	.594	0-5	.000	9-12	.750	30-1.9	2	5	5	1	47-2.9
2005-06	29-25	775	154-273	.564	1-2	.500	92-130	.708	207-7.1	10	67	32	21	401-13.8
2006-07	34-25	896	180-325	.554	6-19	.316	99-141	.702	212-6.2	27	82	64	17	465-13.7
2007-08	29-27	904	197-355	.555	3-6	.500	93-140	.664	223-7.7	27	72	41	16	490-16.9
Totals	108-77	2679	550-985	.558	10-32	.313	293-423	.693	672-6.2	66	226	142	55	1403-13.0



## 22 BARRY STEWART 22

6-2 • 170 • So. • G  
SHELBYVILLE, TN (SHELBYVILLE CENT. HS)

Sophomore starter who ranks as the team's third-leading scorer (11.6 ppg; 30th in SEC), No. 2 playmaker (2.7 apg) and No. 4 rebounder (4.7 rpg) on the year... Averaged 11.2 ppg (T-29th), 4.6 rpg and 2.0 apg in SEC games... Leads team with 41 steals and ranks 4th in the SEC in minutes played (35.59 mins/gm)... Has hit at least one 3-pointer in 26 of 32 games this year and in 56 of 67 career contests... Stands 15th in the SEC in made 3-pointers per game (1.81/gm)... Ranks just outside school's top 10 list for career three-point percentage (.364) and is 8th with 126 career made 3-pointers... Has committed only six turnovers over his last six games... Averaged 10.5 ppg (6-26 FGs for 23%), 7.0 rpg, 3.5 apg and 2.5 spg in SEC Tournament (10 pts on 3-6 treys, 6 rebs & 4 asts vs. Georgia, and 11 pts, 8 rebs, 5 stls & 3 asts vs. Alabama)... Had 10 points and five rebounds at Vanderbilt... Had 10 points and eight rebounds at Florida... Totalled 11 points (3-5 treys), five rebounds and five assists in home win over Auburn... Had 11 points with a team-high eight rebounds and three assists at Ole Miss... Hit 14-of-25 treys (56%) in four-game span to begin February, but has since slumped a bit at 26% from beyond the arc (13-50 treys) over his last eight games... Had 19 points (3-5 treys) and five rebounds (4 off) in home win over Arkansas... Had 13 points (3-8 treys) and nine rebounds in home win over Alabama... Scored a game-high 21 points with a career-high six made treys in eight attempts, including three straight 3-pointers within a minute and 4-of-5 treys in the second half, vs. Tennessee... Was trey-less in four of his five previous outings (5-of-30 treys for 17% over prior 7 gms) before the Feb. 2 Tennessee game... Tallied 16 points (3-5 treys) at Alabama... Scored a career-high 24 points as well as handing out a career-most seven assists against Missouri on Dec. 30 to earn SEC Player of the Week honors... Tallied 19 points (6-8 FGs) at A&M-Corpus Christi... Began the year with his first double-double with 13 points and a career-high 11 boards vs. Louisiana Tech.

### BARRY STEWART'S GAME-BY-GAME STATS (2007-08)

Opponent	FG	3FG	FT	Reb	PF	Pts	Ass	TO	BS	Stl	Min
LA. TECH*	5-10	1-5	2-3	11	2	13	3	0	1	0	26
CLEMSON*	3-10	2-6	4-4	6	5	12	2	4	0	2	36
UT MARTIN*	3-12	0-4	3-4	4	1	9	4	4	0	2	26
UC Irvine*	6-10	4-7	2-2	6	1	18	2	1	0	0	38
Southern Illinois*	3-9	1-3	2-2	3	2	9	3	3	1	1	38
Miami (OH)*	2-9	1-5	0-0	3	3	5	4	5	0	0	36
MURRAY ST.*	5-6	2-3	2-2	5	1	14	2	1	0	4	36
SE LOUISIANA*	2-6	2-5	0-0	1	1	6	2	2	0	2	30
MIAMI (FL)*	6-12	5-9	1-2	4	1	18	1	1	0	1	37
@South Alabama*	3-10	1-5	1-3	6	4	8	6	4	0	2	39
@Loyola M'ount*	4-8	2-5	0-2	5	1	10	5	3	0	1	25
@TAMU-CC*	6-8	2-3	5-7	2	1	19	4	2	0	1	36
MISSOURI*	8-14	3-7	5-5	4	3	24	7	3	0	2	38
Lafayette*	2-8	1-5	1-2	3	2	6	1	3	0	1	32
@LSU*	2-6	1-4	6-8	6	3	11	5	2	0	1	35
GEORGIA*	3-13	0-5	3-5	5	4	9	2	4	0	2	36
KENTUCKY*	2-11	0-5	5-8	4	3	9	4	5	0	1	35
@Alabama*	6-11	3-5	1-2	1	3	16	3	2	0	2	35
MISSISSIPPI*	5-11	0-4	2-4	4	2	12	3	2	0	1	33
@Arkansas*	3-7	0-2	1-2	1	5	7	0	1	0	1	30
TENNESSEE*	7-9	6-8	1-2	2	4	21	1	1	0	2	34
ALABAMA*	5-11	3-8	0-0	9	0	13	2	3	1	0	36
@Auburn*	2-5	2-4	1-2	3	2	7	1	4	0	0	37
ARKANSAS*	5-11	3-5	6-6	5	4	19	1	4	0	2	38
@Mississippi*	4-13	0-6	3-5	8	3	11	3	2	0	1	37
@South Carolina*	3-10	1-6	1-2	3	2	8	0	4	0	1	43
AUBURN*	4-8	3-5	0-0	5	1	11	5	1	0	0	37
@Florida*	3-13	2-8	2-2	8	1	10	1	0	0	2	39
@Vanderbilt*	4-9	2-7	0-0	5	2	10	1	0	1	0	43
LSU*	2-9	1-6	0-0	4	3	5	0	2	0	1	39
Alabama-SECT*	3-12	1-6	4-6	8	2	11	3	3	0	5	44
Georgia-SECT*	3-14	3-6	1-2	6	3	10	4	0	0	0	35

SEASON HIGH	BARRY STEWART	CAREER HIGH
24 vs Missouri (12-30-07)	Pts	24 vs Missouri (12-30-07)
11 vs Louisiana Tech (11-10-07)	Rebs	11 vs Louisiana Tech (11-10-07)
7 vs Missouri (12-30-07)	Asts	7 vs Missouri (12-30-07)
1, 4x (last: at Vanderbilt 3-5-08)	Blks	1, 9x (last: at Vanderbilt 3-5-08)
5 vs Alabama (3-14-08)	Stls	5, 2x (last: vs Alabama 3-14-08)
8 vs Missouri (12-30-07)	FGM	8 vs Missouri (12-30-07)
14, 2x (last: vs Georgia 3-15-08)	FGA	14, 3x (last: vs Georgia 3-15-08)
6 vs Tennessee (2-2-08)	3FGM	6 vs Tennessee (2-2-08)
9 vs Miami [FL] (12-13-07)	3FGA	11 at Miami [FL] (12-11-06)
6, 2x (last: vs Arkansas 2-16-08)	FTM	10 vs Auburn (1-20-07)
8, 2x (last: vs Kentucky 1-15-08)	FTA	10 vs Auburn (1-20-07)
44 vs Alabama (3-14-08)	Mins	44 vs Alabama (3-14-08)

Season/Career 10-Point Games:	20 - 37	Season/Career Double-Doubles:	1 - 1
Season/Career 20-Point Games:	2 - 4	Season/Career Team's Top Scorer:	4 - 8
Season/Career 10-Rebound Games:	1 - 1	Season/Career Team's Top Rebounder:	4 - 5
Season/Career 5-Assist Games:	5 - 5	Season/Career Team's Top Assist Man:	7 - 10

### BARRY STEWART'S CAREER STATISTICS

Season	G-S	Min	FGs	Pct	3FGs	Pct	FTs	Pct	Rebs	Ass	TO	Blk	Stl	Points
2006-07	35-0	848	96-240	.400	68-174	.391	82-107	.766	111-3.2	43	27	5	32	342-9.8
2007-08	32-32	1139	124-315	.394	58-172	.337	65-94	.691	150-4.7	85	76	4	41	371-11.6
Totals	67-32	1987	220-555	.396	126-346	.364	147-201	.731	261-3.9	128	103	9	73	713-10.6



## 11 BEN HANSBROUGH 11

6-3 • 205 • So. • G  
POPLAR BLUFF, MO (POPLAR BLUFF HS)

Second-year player who has started 26 contests in the Bulldog back-court this season... Team's No. 4 scorer (10.4 ppg) and No. 3 playmaker (2.6 apg) on the year... Averaged 10.6 ppg (39% treys), 3.9 rpg and 2.4 apg in SEC contests... Ranks 9th in the SEC in three-point percentage (.358) and 10th in made treys per game (2.11/gm) for all games... Has made at least one trey in all but one game (Miami, FL) this season... Second on team in FT% (79.1%) and has made 78.7% career FTs... Ranks 4th on MSU's all-time trey percentage list (38.0%)... Averaged 10.0 ppg (4-18 FGs for 22%), 4.0 rpg and 3.0 apg (1 TO) in SEC Tournament (12 pts & 4 asts vs. Georgia, and 8 pts & 6 rebs vs. Alabama)... Closed out the regular season with 12 points (3-6 treys), five rebounds and three assists in home win over LSU... Had seven points (all in OT) on 2-8 treys in career-most 44 minutes at Vanderbilt... Matched his season high with a team-high 20 points (4-8 treys) and added five rebounds at Florida... Had 11 points, six rebounds and six assists in home win over Auburn... Totalled nine points (including 3 game-tying FTs at the end of regulation), seven rebounds and team-high five assists at South Carolina... Had 20 points (4-7 treys), along with four rebounds, three assists and three steals, at Auburn... Broke the middle finger of his left hand in Jan. 12 win over Georgia and did not dress vs. Kentucky... Came off the bench to nail three treys (in 7 att.) in nine-point outing at Alabama... Then did not dress for the next three games because of mononucleosis... Once again returned to action against Alabama on Feb. 6, scoring 10 points (2-5 treys) and handing out two assists in home win over the Tide... Scored 17 points (5-8 treys) vs. Lafayette and tallied 15 points, grabbed a career-high eight rebounds and had four assists vs. his hometown Missouri Tigers in consecutive outings... Scored 16 points (4-10 treys) at South Alabama... Handed out season-most seven assists at Loyola Marymount and had six dishes vs. Southern Illinois... Had 20 points (6-8 FGs; 4-6 treys & 4-4 FTs) vs. UT Martin.

### BEN HANSBROUGH'S GAME-BY-GAME STATS (2007-08)


Opponent	FG	3FG	FT	Reb	PF	Pts	Ass	TO	BS	Stl	Min
LA. TECH*	3-8	3-6	2-2	3	1	11	3	1	1	0	27
CLEMSON*	1-4	1-4	3-4	2	4	6	3	1	0	1	37
UT MARTIN*	6-8	4-6	4-4	5	2	20	3	3	0	1	25
UC Irvine*	4-8	1-4	4-5	4	1	13	1	3	0	0	34
Southern Illinois*	1-8	1-7	2-2	3	1	5	6	4	0	1	33
Miami (OH)*	2-6	2-6	0-0	2	4	6	1	2	0	1	38
MURRAY ST.*	3-7	2-5	1-1	2	1	9	2	0	0	2	28
SE LOUISIANA*	4-7	1-2	1-1	3	1	10	1	2	0	1	28
MIAMI (FL)*	0-8	0-8	0-0	4	3	0	2	0	0	0	33
@South Alabama*	5-13	4-10	2-2	5	2	16	1	0	0	3	34
@Loyola M'ount*	3-8	1-5	1-2	3	1	8	7	2	0	3	25
@TAMU-CC*	3-7	1-4	0-0	6	1	7	1	0	0	1	20
MISSOURI*	4-8	2-5	5-8	8	5	15	4	2	0	1	38
Lafayette*	6-10	5-8	0-0	4	1	17	4	0	0	1	33
@LSU*	3-7	1-5	0-0	7	3	7	4	2	0	1	30
GEORGIA*	2-6	1-3	1-2	2	3	6	2	1	0	1	36
KENTUCKY	3-8	3-7	0-2	1	1	9	0	1	0	0	25
@Alabama	Did Not Play										
MISSISSIPPI	Did Not Play										
@Arkansas	Did Not Play										
TENNESSEE	Did Not Play										
ALABAMA	3-8	2-5	2-2	0	3	10	2	2	0	0	27
@Auburn*	6-9	4-7	4-5	4	3	20	3	4	0	3	38
ARKANSAS*	3-4	1-2	1-1	3	5	8	0	0	0	0	35
@Mississippi*	3-8	2-5	0-0	5	0	8	1	2	0	0	37
@South Carolina*	2-7	2-6	3-3	7	4	9	5	2	0	2	38
AUBURN*	3-9	2-7	3-3	6	0	11	6	3	0	1	38
@Florida*	6-10	4-8	4-4	5	2	20	2	2	0	0	38
@Vanderbilt*	2-10	2-8	1-2	2	0	7	1	2	0	0	44
LSU*	4-7	3-6	1-2	5	1	12	3	2	0	1	35
Alabama-SECT*	2-8	2-8	2-4	6	4	8	2	1	0	0	43
Georgia-SECT*	2-10	2-8	6-6	2	4	12	4	0	0	1	34

SEASON HIGH	BEN HANSBROUGH	CAREER HIGH
20, 3x (last: at Florida 3-1-08)	Pts	23 vs A&M-Corpus Christi (12-2-06)
8 vs Missouri (12-30-07)	Rebs	8 vs Missouri (12-30-07)
7 at Loyola Marymount (12-19-07)	Asts	8, 2x (last: at Missouri 1-2-07)
1 vs Louisiana Tech (11-10-07)	Blks	1 vs Louisiana Tech (11-10-07)
3, 3x (last: at Auburn 2-9-08)	Stls	4 vs Alabama (3-4-07)
6, 4x (last: at Florida 3-1-08)	FGM	6, 5x (last: at Florida 3-1-08)
13 at South Alabama (12-15-07)	FGA	13 at South Alabama (12-15-07)
5 vs Lafayette (1-5-08)	3FGM	5, 2x (last: vs Lafayette 1-5-08)
10 at South Alabama (12-15-07)	3FGA	10 at South Alabama (12-15-07)
6 vs Georgia (3-15-08)	FTM	7 vs Mississippi Valley State (3-13-07)
8 vs Missouri (12-30-07)	FTA	8, 2x (last: vs Missouri 12-30-07)
44 at Vanderbilt (3-5-08)	Mins	44 at Vanderbilt (3-5-08)

Season/Career 10-Point Games:	13 - 25	Season/Career Double-Doubles:	0 - 0
Season/Career 20-Point Games:	3 - 4	Season/Career Team's Top Scorer:	3 - 4
Season/Career 10-Rebound Games:	0 - 0	Season/Career Team's Top Rebounder:	0 - 1
Season/Career 5-Assist Games:	4 - 14	Season/Career Team's Top Assist Man:	7 - 16

### BEN HANSBROUGH'S CAREER STATISTICS

Season	G-S	Min	FGs	Pct	3FGs	Pct	FTs	Pct	Rebs	Ass	TO	Blk	Stl	Points
2006-07	35-9	827	75-175	.429	47-114	.412	58-74	.784	98-2.8	112	65	0	35	255-7.3
2007-08	28-26	931	89-221	.403	59-165	.358	53-67	.791	109-3.9	74	44	1	27	290-10.4
Totals	63-35	1758	164-396	.414	106-279	.380	111-141	.787	207-3.3	186	109	1	62	545-8.7



## 32 JARVIS VARNADO 32

6-9 • 210 • So. • F/C  
BROWNSVILLE, TN (HAYWOOD HS)

Unanimous choice as the SEC's Defensive Player of the Year... Leads NCAA in blocks (4.63 bpg)... Averaging 7.7 points on the year and ranks 4th among the league's leading rebounders (7.9 rpg)... Has blocked at least two shots in all but four games this season and owns 44 career multi-block contests... Has established a new single-season school record with 148 blocks this year, which ranks 3rd on the SEC's all-time season chart... Needs nine more blocks to match Shaquille O'Neal's SEC season mark (157 blks in 1991-92)... Owns more blocks this season than eight SEC teams... Already ranks 2nd on MState's all-time list with 215 career blocks in 67 games (3.21 bpg)... Has rejected five or more shots in a game 16 times this season, including school-record 10 blocks three times (Kentucky, Georgia & Miami, FL)... Shooting 64.2% from the field this season (4th on MSU's all-time season list) and now tops MSU's all-time field-goal percentage chart at 64.4% for his career... Averaged 8.8 ppg (65.9% FGs), 7.8 rpg (7th in SEC) and 4.88 bpg (1st) in SEC contests... Has collected 10 or more rebounds 10 times this season... Averaged 6.5 ppg (4-5 FGs), 8.5 rpg and only 2.0 bpg in SEC Tournament... Notched his sixth double-double of the season (7th in career) with 10 points and 11 rebounds vs. Alabama, but held to only three points (0 FGA) vs. Georgia (bothered by sprained right thumb)... Tied his career high with 16 points (7-9 FGs) at Vanderbilt... Had 11 points, 11 rebounds and seven blocks at Florida... Totalled 14 points, nine boards and four blocks in home win over Auburn... Totalled seven points, 12 boards and five blocks at USC... Totalled six points, six rebounds and six blocks at Ole Miss... Had 10 points and 10 rebounds in home win over Arkansas... Totalled 12 points, eight boards and four blocks in home win over Ole Miss... Recorded MSU's third triple-double with 10 points, 12 boards and 10 blocks vs. Kentucky... Nearly posted a triple-double in previous game vs. Georgia with nine points, nine rebounds and 10 blocks... Totalled 13 points, career-high 17 boards and seven blocks at LSU... Had 16 points, 12 rebounds and five blocks vs. Lafayette.


### JARVIS VARNADO'S GAME-BY-GAME STATS (2007-08)

Opponent	FG	3FG	FT	Reb	PF	Pts	Ast	TO	BS	Stl	Min
LA. TECH *	1-5	0-0	2-2	5	1	4	0	1	6	0	26
CLEMSON *	3-7	0-0	1-2	12	5	7	0	4	6	0	27
UT MARTIN *	4-4	0-0	0-0	16	1	8	1	1	3	0	27
UC Irvine *	1-2	0-0	0-1	6	4	2	1	0	2	0	19
Southern Illinois *	3-3	0-0	0-2	7	3	6	0	2	2	2	36
Miami (OH) *	1-3	0-0	0-2	6	3	2	0	1	5	0	30
MURRAY ST. *	1-1	0-0	0-0	7	1	2	1	2	3	1	24
SE LOUISIANA *	4-6	0-0	0-0	3	5	8	0	2	4	0	17
MIAMI (FL) *	4-6	0-0	0-0	7	2	8	1	0	10	0	31
@South Alabama *	4-5	0-0	1-4	10	5	9	1	0	6	3	34
@Loyola M'mount *	4-4	0-0	2-6	6	4	10	1	2	9	0	20
@TAMU-CC *	1-9	0-1	0-0	7	2	2	1	1	0	0	24
MISSOURI *	4-6	0-0	1-4	8	3	9	0	1	5	0	23
Lafayette *	5-5	0-0	6-9	12	1	16	0	1	5	1	26
@LSU *	6-10	0-0	1-4	17	2	13	0	1	7	0	25
GEORGIA *	4-5	0-0	1-1	9	3	9	0	0	10	0	21
KENTUCKY *	3-5	0-0	4-10	12	2	10	1	1	10	0	36
@Alabama *	2-4	0-0	0-2	6	4	4	0	1	0	3	21
MISSISSIPPI *	4-5	0-0	4-4	8	3	12	1	1	4	0	29
@Arkansas *	0-1	0-0	1-2	6	3	1	0	2	4	1	24
TENNESSEE *	2-4	0-0	1-4	4	2	5	0	0	2	1	30
ALABAMA *	4-5	0-0	0-0	3	1	8	1	1	2	0	30
@Auburn *	4-4	0-0	0-0	3	4	8	1	2	6	0	23
ARKANSAS *	3-4	0-0	4-6	10	2	10	0	0	3	2	29
@Mississippi *	3-5	0-0	0-0	6	2	6	0	3	6	0	32
@South Carolina *	3-5	0-0	1-1	12	5	7	1	3	5	0	37
AUBURN *	6-7	0-0	2-4	9	2	14	2	1	4	1	37
@Florida *	4-7	0-0	3-8	11	3	11	1	1	7	2	37
@Vanderbilt *	7-9	0-0	2-5	3	5	16	1	3	1	0	33
LSU *	3-8	1-1	0-0	6	3	7	1	1	7	0	27
Alabama-SECT *	4-5	0-0	2-3	11	3	10	0	1	3	1	40
Georgia-SECT *	0-0	0-0	3-4	6	2	3	0	0	1	0	33

SEASON HIGH	JARVIS VARNADO	CAREER HIGH	
16, 2x (last: at Vanderbilt 3-5-08)	Pts	16, 2x (last: at Vanderbilt 3-5-08)	
17 at LSU (1-9-08)	Rebs	17 at LSU (1-9-08)	
2 vs Auburn (2-27-08)	Asts	2, 3x (last: vs Auburn 2-27-08)	
10, 3x (last: vs Kentucky 1-15-08)	Blks	10, 3x (last: vs Kentucky 1-15-08)	
3, 2x (last: at Alabama 1-19-08)	Stls	3, 2x (last: at Alabama 1-19-08)	
7 at Vanderbilt (3-5-08)	FGM	7 at Vanderbilt (3-5-08)	
10 at LSU (1-9-08)	FGA	10 at LSU (1-9-08)	
1 vs LSU (3-8-08)	3FGM	1 vs LSU (3-8-08)	
1, 2x (last: vs LSU 3-8-08)	3FGA	1, 3x (last: vs LSU 3-8-08)	
6 vs Lafayette (1-5-08)	FTM	6 vs Lafayette (1-5-08)	
10 vs Kentucky (1-15-08)	FTA	10 vs Kentucky (1-15-08)	
40 vs Alabama (3-14-08)	Mins	40 vs Alabama (3-14-08)	
Season/Career 10-Point Games:	10 - 15	Season/Career Double-Doubles:	6 - 7
Season/Career 20-Point Games:	0 - 0	Season/Career Team's Top Scorer:	1 - 1
Season/Career 10-Rebound Games:	10 - 12	Season/Career Team's Top Rebounder:	15 - 20
Season/Career 5-Block Games:	16 - 18	Season/Career Team's Top Shot-Blocker:	28 - 43

### JARVIS VARNADO'S CAREER STATISTICS

Season	G-GS	Min	FGs	Pct	3FGs	Pct	FTs	Pct	Rebs	Ast	TO	Blk	Stl	Points
2006-07	35-13	473	75-116	.647	0-1	.000	24-45	.533	146-4.2	11	19	67	12	174-5.0
2007-08	32-32	908	102-159	.642	1-2	.500	42-90	.467	254-7.9	17	40	148	18	247-7.7
Totals	67-45	1381	177-275	.644	1-3	.333	66-135	.489	400-6.0	28	59	215	30	421-6.3



## 21 BRIAN JOHNSON 21

6-9 • 245 • Jr. • F/C  
LAURINBURG, NC (LOUISVILLE)

Junior frontline performer participating in his first season at MSU after sitting out last season as a transfer from the University of Louisville... Spent two seasons at U of L, playing in 30 games (5 starts) in 2005-06 and receiving a medical redshirt year (right knee) for the 2004-05 campaign... Averaging 2.4 points and 2.3 rebounds per contest (9.6 mins/gm) as a frontcourt back-up overall this season, including 1.4 points (8-14 FGs & 7-8 FTs) and 1.7 boards (7.4 mpp) per SEC outing... Nearly half (33) of his 70 total rebounds on the year have been offensive boards... Leads the team in both FG% (29-45 for 64.4%) and FT% (17-21 for 81.0%)... Has been credited with 14 steals, 12 blocks and seven assists (but 33 TOs) on the year... Most recently hit 3-3 FGs for six points, along with two rebounds, a block and a steal vs. Georgia in SEC Tournament (2-2 FTs vs. Alabama in SECT)... Scored six points (2-4 FGs & 2-2 FTs) - his most in SEC play - and had two rebounds in regular-season home finale vs. LSU to match his collective point total from his previous eight outings combined... Saw single-digit minutes in 13 of 16 SEC games... Hit 1-2 FTs, grabbed two rebounds and had a block at Vanderbilt... Converted on a three-point play and had a rebound at Florida... Had been scoreless in five of his previous six games prior to UF game... Had two rebounds, one block and one steal in home win over Arkansas... Had three points and two rebounds vs. Tennessee... Had four points and four rebounds at Arkansas... Had two points, three boards and career-high three assists in home win over Ole Miss... Had two points, two offensive boards and a block vs. Kentucky... Had four points, four rebounds and two steals vs. Lafayette... Had season-high six boards and season-most three steals at Loyola Marymount... Scored a season-high 10 points (4-4 FGs & 2-2 FTs) vs. Clemson... Had six points and five rebounds in season-most 21 minutes vs. UC Irvine... Totalled six points (3-3 FGs) and four rebounds (3 off.) vs. Murray State... Had three blocks and four rebounds at Texas A&M-Corpus Christi.

### BRIAN JOHNSON'S GAME-BY-GAME STATS (2007-08)

Opponent	FG	3FG	FT	Reb	PF	Pts	Ast	TO	BS	Stl	Min
LA. TECH	1-3	0-1	2-3	2	2	4	0	0	0	0	11
CLEMSON	4-4	0-0	2-2	3	2	10	0	1	0	0	19
UT MARTIN	0-3	0-1	0-0	4	0	0	0	0	0	0	12
UC Irvine	2-4	0-0	2-2	5	3	6	1	3	0	0	21
Southern Illinois	1-2	0-0	0-0	2	0	2	0	2	0	0	14
Miami (OH)	2-3	0-0	0-0	3	3	4	0	0	1	0	11
MURRAY ST.	3-3	0-0	0-0	4	2	6	1	3	1	1	16
SE LOUISIANA	1-1	0-0	0-0	0	0	2	0	1	0	0	2
MIAMI (FL)	1-1	0-0	0-0	2	2	2	0	2	1	2	14
@South Alabama	Did Not Play										
@Loyola M'mount	1-1	0-0	0-0	6	1	2	0	5	1	3	15
@TAMU-CC	0-1	0-0	0-2	4	4	0	0	1	3	0	12
MISSOURI	1-1	0-0	0-0	2	2	2	0	0	0	0	13
Lafayette	1-1	0-0	2-2	4	2	4	0	0	0	2	11
@LSU	0-0	0-0	0-0	0	1	0	0	2	0	0	9
GEORGIA	0-1	0-0	0-0	1	0	0	1	1	0	0	9
KENTUCKY	1-2	0-0	0-0	2	1	2	0	1	1	0	9
@Alabama	0-1	0-0	0-0	2	2	0	0	1	1	0	7
MISSISSIPPI	1-2	0-0	0-0	3	1	2	3	1	0	1	11
@Arkansas	1-1	0-0	2-2	4	0	4	0	2	0	1	12
TENNESSEE	1-1	0-0	1-1	2	2	3	0	1	0	1	9
ALABAMA	0-0	0-0	0-0	2	1	0	0	0	0	0	7
@Auburn	0-0	0-0	0-0	1	0	0	0	1	0	0	2
ARKANSAS	0-0	0-0	0-0	2	1	0	0	2	1	1	11
@Mississippi	1-1	0-0	0-0	0	1	2	0	1	0	0	3
@South Carolina	0-0	0-0	0-0	2	0	0	0	0	0	1	3
AUBURN	0-0	0-0	0-0	1	1	0	1	0	0	0	7
@Florida	1-1	0-0	1-1	1	0	3	0	1	0	0	4
@Vanderbilt	0-0	0-0	1-2	2	0	1	0	0	1	0	6
LSU	2-4	0-0	2-2	2	1	6	0	0	0	0	9
Alabama-SECT	0-0	0-0	2-2	0	0	2	0	0	0	0	3
Georgia-SECT	3-3	0-0	0-0	2	1	6	0	1	1	1	7

SEASON HIGH		BRIAN JOHNSON	CAREER HIGH		
10 vs Clemson (11-15-07)		Pts	13 vs Clemson (3-20-06)		
6 at Loyola Marymount (12-19-07)		Rebs	13 vs Clemson (3-20-06)		
3 vs Mississippi (1-26-08)		Asts	3 vs Mississippi (1-26-08)		
3 at A&M-Corpus Christi (12-21-07)		Blks	3 at A&M-Corpus Christi (12-21-07)		
3 at Loyola Marymount (12-19-07)		Stls	3 at Loyola Marymount (12-19-07)		
4 vs Clemson (11-15-07)		FGM	4, 3x (last: vs Clemson 11-15-07)		
4, 3x (last: vs LSU 3-8-08)		FGA	7 at Kentucky (12-17-05)		
--		3FGM	--		
1, 2x (last: vs UT Martin 11-17-07)		3FGA	1, 4x (last: vs UT Martin 11-17-07)		
2, 7x (last: vs Alabama 3-14-08)		FTM	5, 2x (last: vs Clemson 3-20-06)		
3 vs Louisiana Tech (11-10-07)		FTA	6, 4x (last: vs Clemson 3-20-06)		
21 vs UC Irvine (11-22-07)		Mins	24 vs Clemson (3-20-06)		
Season/Career 10-Point Games:		1 - 2	Season/Career Double-Doubles:		0 - 1
Season/Career 20-Point Games:		0 - 0	Season/Career MSU's Top Scorer:		0 - 0
Season/Career 10-Rebound Games:		0 - 2	Season/Career MSU's Top Rebounder:		0 - 0
Season/Career 3-Block Games:		1 - 1	Season/Career MSU's Top Shot-Blocker:		3 - 3

### BRIAN JOHNSON'S CAREER STATISTICS

Season	G-GS	Min	FGs	Pct	3FGs	Pct	FTs	Pct	Rebs	Ast	TO	Blk	Stl	Points
2005-06*	30-5	309	33-61	.541	0-2	.000	29-45	.644	96-3.2	9	18	5	9	95-3.2
2007-08	31-0	299	29-45	.644	0-2	.000	17-21	.810	70-2.3	7	33	12	14	75-2.4
Totals	61-5	608	62-106	.585	0-4	.000	46-66	.697	166-2.7	16	51	17	23	170-2.8

\* - Played the 2005-06 season at the University of Louisville



## 25 PHIL TURNER 25

6-3 • 170 • RS-Fr. • G  
GRENADA, MS (GRENADA HS)

Redshirt freshman guard who made great strides this past off-season competing for SCORE International during a pair of goodwill tours... Averaging 4.3 points and 3.0 rebounds per game during his rookie season, including 3.8 ppg and 3.2 rpg (20.9 mins/gm) in SEC play... Shooting only 33% from the field overall, 31% from beyond the arc and 56% from the line on the season... Ranks fourth on the team with 26 steals... Has 11 starts this season, including streak of 10 straight starts from Dec. 30 through Feb. 6... Has seen only 34 total minutes of action in the team's last 10 games combined... Did not play in four of MSU's last six regular-season contests... Played in both SEC Tournament games (4 rebs, 1 ast & 1 blk vs. Georgia; 0-4 treys in tourney)... Hit 1-2 treys in home win over Auburn... Came off the bench to play all five minutes of overtime and hit a clutch 3-pointer at South Carolina after Jamont Gordon had fouled out... Totaled three points, three rebounds, two blocks and two steals at Auburn... Had four points and five rebounds in home win over Alabama... Had six points (2-5 treys) and three rebounds at Arkansas... Matched his season high with three assists, while adding three points and two rebounds, at Alabama... Had 11 points (3-8 treys) and four rebounds vs. Kentucky... Totaled seven points, nine boards, two assists, two steals and two blocks vs. Georgia... Had four points, three rebounds and two steals at LSU... Had eight points, eight rebounds and two blocks vs. Lafayette... Recorded his first career double-double with 12 points and a career-high 10 rebounds vs. Missouri... Tallied 13 points (4-5 FGs & 3-3 treys in 16 mins), including 11 straight MSU points in a span of only 1:32 of the first half, at Texas A&M-Corpus Christi... Tallied a season-high 17 points (6-9 FGs & 4-6 treys), along with four rebounds, three assists, two steals and a block, at South Alabama in his first MSU start.

### PHIL TURNER'S GAME-BY-GAME STATS (2007-08)

Opponent	FG	3FG	FT	Reb	PF	Pts	Ast	TO	BS	Stl	Min
LA. TECH	0-3	0-1	0-0	4	1	0	2	0	0	2	18
CLEMSON	2-6	1-2	0-2	4	3	5	1	1	0	0	15
UT MARTIN	2-6	1-4	1-2	0	1	6	1	2	0	0	16
UC Irvine	1-4	1-3	0-0	2	1	3	2	0	0	2	16
Southern Illinois	1-3	1-2	0-0	1	2	3	0	1	0	1	17
Miami (OH)	0-1	0-0	0-0	3	0	0	0	0	0	0	4
MURRAY ST.	1-5	0-3	0-0	1	0	2	0	1	0	1	11
SE LOUISIANA	0-2	0-2	1-2	0	1	1	0	1	0	1	12
MIAMI (FL)	1-3	0-2	0-0	0	1	2	0	0	0	1	5
@South Alabama*	6-9	4-6	1-2	4	5	17	3	2	1	2	26
@Loyola M'mount	1-3	0-2	1-2	1	1	3	0	1	0	3	16
@TAMU-CC	4-5	3-3	2-2	3	1	13	2	1	1	2	16
MISSOURI*	4-10	0-3	4-6	10	2	12	2	2	0	2	34
Lafayette*	2-6	1-4	3-4	8	4	8	1	1	2	1	28
@LSU*	2-6	0-2	0-0	3	3	4	1	2	0	2	34
GEORGIA*	2-7	2-6	1-2	9	3	7	2	4	2	2	37
KENTUCKY*	4-10	3-8	0-0	4	1	11	1	0	0	0	33
@Alabama*	1-5	1-4	0-0	2	2	3	3	2	0	0	28
MISSISSIPPI*	0-5	0-2	0-0	6	3	0	0	1	0	0	28
@Arkansas*	2-6	2-5	0-0	3	3	6	1	3	0	1	27
TENNESSEE*	1-5	0-2	0-1	3	2	2	0	1	1	0	24
ALABAMA*	1-3	1-3	1-2	5	0	4	0	1	0	1	14
@Auburn	1-2	1-2	0-0	3	1	3	1	1	2	2	15
ARKANSAS	0-0	0-0	0-0	0	0	0	0	0	0	0	1
@Mississippi	Did Not Play										
@South Carolina	1-1	1-1	0-0	0	1	3	0	0	0	0	5
AUBURN	1-3	1-2	0-0	0	1	3	0	0	0	0	5
@Florida	Did Not Play										
@Vanderbilt	Did Not Play										
LSU	Did Not Play										
Alabama-SECT	0-1	0-1	0-0	0	0	0	0	0	0	0	2
Georgia-SECT	0-3	0-3	0-0	4	0	0	1	0	1	0	6

SEASON HIGH	PHIL TURNER	CAREER HIGH
17 at South Alabama (12-15-07)	Pts	same
10 vs Missouri (12-30-07)	Rebs	same
3, 2x (last: at Alabama 1-19-08)	Asts	same
2, 3x (last: at Auburn 2-9-08)	Blks	same
3 at Loyola Marymount (12-19-07)	Stls	same
6 at South Alabama (12-15-07)	FGM	same
10, 2x (last: vs Kentucky 1-15-08)	FGA	same
4 at South Alabama (12-15-07)	3FGM	same
8 vs Kentucky (1-15-08)	3FGA	same
4 vs Missouri (12-30-07)	FTM	same
6 vs Missouri (12-30-07)	FTA	same
37 vs Georgia (1-12-08)	Mins	same
Season/Career 10-Point Games:	4 - 4	Season/Career Double-Doubles: 1 - 1
Season/Career 20-Point Games:	0 - 0	Season/Career Team's Top Scorer: 1 - 1
Season/Career 5-Rebound Games:	5 - 5	Season/Career Team's Top Rebounder: 2 - 2
Season/Career 3-Assist Games:	2 - 2	Season/Career Team's Top Assist Man: 1 - 1

### PHIL TURNER'S CAREER STATISTICS

Season	G-GS	Min	FGs	Pct	3FGs	Pct	FTs	Pct	Rebs	Ast	TO	Blk	Stl	Points
2007-08	28-11	493	41-123	.333	24-78	.308	15-27	.556	83-3.0	24	28	10	26	121-4.3
Totals	28-11	493	41-123	.333	24-78	.308	15-27	.556	83-3.0	24	28	10	26	121-4.3



## 15 RILEY BENOCK 15

6-4 • 180 • Fr. • G  
BATTLETOWN, KY (MEADE COUNTY HS)

Rookie combo guard from Meade County High School in Brandenburg, Ky. - the same school which produced current MSU head coach Rick Slansbury... Averaging 1.8 points, 0.8 assists and 0.7 rebounds per game as a first-year backcourt back-up, including 1.6 points per SEC outing (7-12 treys)... Hitting a team-leading 42.4 percent from three-point range (14-33 treys) on the year, with all but four of his 37 overall shot attempts and all but one of his 15 made field goals having come from beyond the three-point arc... Has been credited with 22 assists on the season with six multi-assist outings... Saw a total of 50 minutes of court action in the three games Ben Hansbrough sat out because of mononucleosis, but has only seen 31 combined total minutes in eight appearances since Ben's return to the lineup... Did not see action during the SEC Tournament (now 3 DNP's in his last 5 gms)... Most recently grabbed a defensive rebound in regular-season finale vs. LSU (3 mins)... Saw very brief action at Vanderbilt and did not play at Florida... Handed out a pair of assists and blocked a shot in home win over Auburn... Has gone scoreless (with only three total trey attempts) in each of his last 10 outings since enjoying his career game to date in Jan. 26 home win over Ole Miss... Set season highs in points (12), FGs made (4) and attempted (5), 3-pointers made (4) and attempted (5), and minutes played (21) in the win over Ole Miss... Hit his lone three-point attempt and had an assist at Alabama... Drilled a 3-pointer and hit 3-of-4 free throws (also 1 reb & 1 ast) during six-point outing vs. Georgia... Hit a 3-pointer at LSU... Standout non-SEC outing of his rookie campaign was a 10-point (3-3 treys), four-assist effort (1 TO) vs. UT Martin... Totaled three points, three assists (0 TOs) and a steal at Texas A&M-Corpus Christi... Hit a trey and collected two rebounds at Loyola Marymount... Totaled three points, a season-high four boards as well as an assist and a steal vs. Southeastern Louisiana.


### RILEY BENOCK'S GAME-BY-GAME STATS (2007-08)

Opponent	FG	3FG	FT	Reb	PF	Pts	Ast	TO	BS	Stl	Min
LA. TECH	1-3	1-3	0-0	1	1	3	0	0	0	0	11
CLEMSON	0-3	0-3	0-0	0	0	0	0	0	0	1	5
UT MARTIN	3-3	3-3	1-2	2	0	10	4	1	0	0	15
UC Irvine	0-0	0-0	0-0	1	1	0	1	0	0	0	6
Southern Illinois	Did Not Play										
Miami (OH)	0-0	0-0	0-0	1	1	0	0	0	0	0	4
MURRAY ST.	1-3	0-1	0-0	2	0	2	1	0	0	0	9
SE LOUISIANA	1-4	1-3	0-0	4	0	3	1	0	0	1	14
MIAMI (FL)	0-0	0-0	0-0	1	0	0	0	0	0	0	7
@South Alabama	0-2	0-2	0-0	0	1	0	0	1	0	0	8
@Loyola M'mount	1-2	1-2	0-0	2	1	3	0	2	0	0	11
@TAMU-CC	1-1	1-1	0-0	0	3	3	3	0	0	1	13
MISSOURI	0-1	0-1	1-2	0	0	1	0	0	0	0	3
Lafayette	0-3	0-2	0-0	0	0	0	2	0	1	1	9
@LSU	1-1	1-1	0-0	0	0	3	0	1	0	0	8
GEORGIA	1-2	1-2	3-4	1	0	6	1	2	0	0	10
KENTUCKY	0-0	0-0	0-0	1	1	0	0	1	1	0	11
@Alabama	1-1	1-1	0-0	0	0	3	1	1	0	0	4
MISSISSIPPI	4-5	4-5	0-0	1	0	12	1	1	0	0	21
@Arkansas	0-2	0-2	0-0	0	3	0	2	1	1	0	14
TENNESSEE	0-0	0-0	0-0	1	1	0	2	4	0	0	15
ALABAMA	0-0	0-0	0-0	0	1	0	0	0	0	0	3
@Auburn	0-1	0-1	0-0	0	0	0	0	0	0	0	4
ARKANSAS	0-0	0-0	0-0	0	0	0	0	1	0	0	4
@Mississippi	0-0	0-0	0-0	0	0	0	1	0	0	0	3
@South Carolina	0-0	0-0	0-0	0	1	0	0	0	0	0	7
AUBURN	0-0	0-0	0-0	0	0	0	2	0	1	0	6
@Florida	Did Not Play										
@Vanderbilt	0-0	0-0	0-0	0	0	0	0	0	0	0	1
LSU	0-0	0-0	0-0	1	1	0	0	0	0	0	3
Alabama-SECT	Did Not Play										
Georgia-SECT	Did Not Play										

SEASON HIGH	RILEY BENOCK	CAREER HIGH
12 vs Mississippi (1-26-08)	Pts	same
4 vs Southeastern Louisiana (12-8-07)	Rebs	same
4 vs UT Martin (11-17-07)	Asts	same
1, 4x (last: vs Auburn 2-27-08)	Blks	same
1, 4x (last: vs Lafayette 1-5-08)	Stls	same
4 vs Mississippi (1-26-08)	FGM	same
5 vs Mississippi (1-26-08)	FGA	same
4 vs Mississippi (1-26-08)	3FGM	same
5 vs Mississippi (1-26-08)	3FGA	same
3 vs Georgia (1-12-08)	FTM	same
4 vs Georgia (1-12-08)	FTA	same
21 vs Mississippi (1-26-08)	Mins	same
Season/Career 5-Point Games:	3 - 3	Season/Career Double-Doubles: 0 - 0
Season/Career 10-Point Games:	2 - 2	Season/Career Team's Top Scorer: 0 - 0
Season/Career 5-Rebound Games:	0 - 0	Season/Career Team's Top Rebounder: 0 - 0
Season/Career 3-Assist Games:	2 - 2	Season/Career Team's Top Assist Man: 1 - 1

### RILEY BENOCK'S CAREER STATISTICS

Season	G-GS	Min	FGs	Pct	3FGs	Pct	FTs	Pct	Rebs	Ast	TO	Blk	Stl	Points
2007-08	28-0	228	15-37	.405	14-33	.424	5-8	.625	19-0.7	22	16	4	4	49-1.8
Totals	28-0	228	15-37	.405	14-33	.424	5-8	.625	19-0.7	22	16	4	4	49-1.8



## 2 RAVEN JOHNSON 2

6-7 • 175 • Fr. • G/F  
LYON, MS (COAHOMA COUNTY HS)

Freshman swingman from the Mississippi high school ranks... Long, athletic performer gives the Bulldogs versatility on the perimeter... Averaging 2.5 points (29-62 FGs for 47% & 6-22 treys for 27%) and 1.1 rebounds per game in 27 back-up appearances (6.6 mins/gm) as a true freshman... Averaged 2.5 points (43% FGs & 23% treys) and 1.2 rebounds (6.9 mins/gm) in SEC play... Totalled two rebounds and one steal (0-1 FGs) in 10 total minutes during SEC Tournament... Had scored 11 total points on collective 5-6 FGs and handed out four assists in his previous three games before SECT... Hit his lone FG attempt and had an assist in regular-season home finale vs. LSU... Hit both shot attempts for four points, and added two rebounds and an assist, at Vanderbilt... Scored five points (2-3 FGs & 1-1 FTs) and had two assists (also 1 off. reb) in 10 minutes at Florida (his most pts and most mins since Feb. 2 vs. Tennessee)... Did not score (0-2 FGs) but had one assist and one steal at South Carolina... Also went scoreless (0-2 FGs) but had season-high four rebounds at Ole Miss... Had two points and two rebounds in home win over Arkansas... Scored four points (2-3 FGs) at Auburn... Tallied five points (2-5 FGs & 1-1 FTs) and had one offensive board vs. Tennessee (10 mins)... Also scored five points at Arkansas (12 mins) on 2-of-4 FGs (1-2 treys) and had one offensive board... Hit a 3-pointer in home win over Ole Miss... Made 2-of-4 free throws with an offensive rebound and an assist at Alabama... Had six points (3-4 FGs) and three rebounds in his SEC debut (12 mins) at LSU... Scored a season-high 11 points (5-6 FGs), along with three rebounds and a block, in season-most 14 minutes vs. Lafayette College... Hit 2-of-3 FGs for four points vs. Missouri... Nailed both three-point attempts, collected a pair of rebounds and had an assist at Texas A&M-Corpus Christi... Totalled six points (3-5 FGs), season-high three rebounds, two assists and a block at Loyola Marymount (11 mins)... Had totalled just three points (1-8 FGs & 0-2 treys), one rebound and one assist in 23 total minutes of action in six prior outings combined before the Dec. 19 contest at LMU.


### RAVERN JOHNSON'S GAME-BY-GAME STATS (2007-08)

Opponent	FG	3FG	FT	Reb	PF	Pts	Ast	TO	BS	Stl	Min
LA. TECH	0-2	0-0	0-0	1	1	0	0	0	0	0	4
CLEMSON				Did Not Play							
UT MARTIN	1-3	0-0	0-0	0	0	2	0	0	0	0	6
UC Irvine	0-1	0-0	0-0	0	0	0	0	0	0	0	1
Southern Illinois				Did Not Play							
Miami (OH)				Did Not Play							
MURRAY ST.	0-0	0-0	0-0	0	0	0	0	1	0	0	5
SE LOUISIANA	0-1	0-1	1-2	0	0	1	1	1	0	1	6
MIAMI (FL)				Did Not Play							
@South Alabama	0-1	0-1	0-0	0	0	0	0	0	0	0	1
@Loyola M'mount	3-5	0-2	0-1	3	1	6	2	0	1	0	11
@TAMU-CC	2-2	2-2	0-0	2	0	6	1	0	0	0	8
MISSOURI	2-3	0-1	0-0	0	0	4	0	2	0	0	7
Lafayette	5-6	1-2	0-0	3	2	11	0	1	1	0	14
@LSU	3-4	0-1	0-0	3	0	6	0	1	0	0	12
GEORGIA	0-2	0-1	0-0	1	0	0	0	0	0	0	6
KENTUCKY	0-3	0-2	0-0	1	0	0	0	0	1	0	6
@Alabama	0-0	0-0	2-4	1	0	2	1	0	0	0	2
MISSISSIPPI	1-2	1-1	0-0	0	0	3	0	0	0	0	4
@Arkansas	2-4	1-2	0-0	1	1	5	0	0	0	0	12
TENNESSEE	2-5	0-1	1-1	1	1	5	0	0	0	0	10
ALABAMA	0-1	0-0	0-0	1	0	0	0	1	0	0	4
@Auburn	2-3	0-1	0-0	0	0	4	0	1	0	0	5
ARKANSAS	1-3	0-1	0-0	2	1	2	0	1	0	0	8
@Mississippi	0-2	0-1	0-2	4	0	0	0	1	0	0	7
@South Carolina	0-2	0-1	0-0	0	0	0	1	0	0	1	6
AUBURN				Did Not Play							
@Florida	2-3	1-1	0-0	1	2	5	2	0	0	0	10
@Vanderbilt	2-2	0-0	0-0	2	0	4	1	1	0	0	8
LSU	1-1	0-0	0-0	0	0	2	1	0	0	0	4
Alabama-SECT	0-0	0-0	0-0	0	0	0	0	1	0	0	2
Georgia-SECT	0-1	0-0	0-0	2	1	0	0	0	0	1	8

SEASON HIGH	RAVERN JOHNSON	CAREER HIGH
11 vs Lafayette (1-5-08)	Pts	same
4 at Mississippi (2-20-08)	Rebs	same
2, 2x (last: at Florida 3-1-08)	Asts	same
1, 3x (last: vs Kentucky 1-15-08)	Blks	same
1, 3x (last: vs Georgia 3-15-08)	Stls	same
5 vs Lafayette (1-5-08)	FGM	same
6 vs Lafayette (1-5-08)	FGA	same
2 at A&M-Corpus Christi (12-21-07)	3FGM	same
2, 5x (last: at Arkansas 1-30-08)	3FGA	same
2 at Alabama (1-19-08)	FTM	same
4 at Alabama (1-19-08)	FTA	same
14 vs Lafayette (1-5-08)	Mins	same
Season/Career 5-Point Games:	7 - 7	Season/Career Double-Doubles: 0 - 0
Season/Career 10-Point Games:	1 - 1	Season/Career Team's Top Scorer: 0 - 0
Season/Career 5-Rebound Games:	0 - 0	Season/Career Team's Top Rebounder: 0 - 0
Season/Career 3-Assist Games:	0 - 0	Season/Career Team's Top Assist Man: 0 - 0

### RAVERN JOHNSON'S CAREER STATISTICS

Season	G-GS	Min	FGs	Pct	3FGs	Pct	FTs	Pct	Rebs	Ast	TO	Blk	Stl	Points
2007-08	27-0	177	29-62	.468	6-22	.273	4-10	.400	29-1.1	10	12	3	3	68-2.5
Totals	27-0	177	29-62	.468	6-22	.273	4-10	.400	29-1.1	10	12	3	3	68-2.5



## 45 ELGIN BAILEY 45

6-8 • 265 • Fr. • F/C  
NEW ORLEANS, LA (BELAIRE HS)

Frontcourt rookie from the talent-laden Louisiana high school ranks... Skilled, left-handed post player who has steadily improved throughout the season... Averaging 1.8 points and 1.6 rebounds per game in 29 appearances (7.0 mins/gm) as a true freshman, including 2.2 ppg (11-19 FGs & 11-22 FTs) and 1.4 rpg (7.5 mins/gm) in SEC play... 20 of his 46 total rebounds for the season are offensive boards... Hitting 47% from the field (18-38 FGs) but only 39% from the line (16-41 FTs) on the year... Totalled one offensive board (vs. Ala.) and 0-1 FGs (vs. Ga.) in 12 total minutes during the SEC Tournament... Hit his lone shot attempt for two points in regular-season home finale vs. LSU (9 mins)... Played 12 minutes (his most since Jan. 19 at Alabama) at Vanderbilt and had a point, a rebound and a block... Prior to Vandy played but three minutes apiece in wins at Florida and at home vs. Auburn... Had a point and a rebound at South Carolina (8 mins)... Had three points and an offensive board at Ole Miss (8 mins)... Matched his season high with eight points on 4-of-5 FGs, along with three offensive rebounds, in home win over Arkansas (11 mins)... Had four points (1-1 FGs & 2-2 FTs) and two boards (8 mins) in home win over Alabama... Totalled three points (1-2 FGs), four rebounds and two blocks (6 mins) vs. Tennessee... Tallied a season-high eight points on 2-of-2 FGs & 4-of-7 FTs, along with adding three boards and two blocks, in home win over Ole Miss (11 mins)... Grabbed four rebounds and had a steal at Alabama (13 mins)... Hit his lone shot attempt, grabbed an offensive board and blocked a shot in his SEC debut (6 mins) at LSU vs. his homestate Tigers... Tallied five points (1-5 FGs but 3-4 FTs) and matched his season best with five rebounds (3 off.) at Texas A&M-Corpus Christi (7 mins)... Also pulled down five boards (9 mins) at Loyola Marymount the game prior... Played a season-most 14 minutes vs. Southeastern Louisiana, totalling two points, four rebounds (3 off.), an assist and a steal... Had three points, three boards, a block and a steal vs. Murray State (8 mins)... Totalled four points (2-2 FGs), two rebounds and a steal vs. UT Martin (8 mins).

### ELGIN BAILEY'S GAME-BY-GAME STATS (2007-08)

Opponent	FG	3FG	FT	Reb	PF	Pts	Ast	TO	BS	Stl	Min
LA. TECH	1-3	0-0	0-2	1	0	2	0	0	0	0	8
CLEMSON	1-2	0-0	0-0	1	2	2	0	0	0	0	3
UT MARTIN	2-2	0-0	0-0	2	1	4	0	2	0	1	8
UC Irvine	0-0	0-0	0-2	0	0	0	0	0	0	0	4
Southern Illinois	0-0	0-0	0-0	1	2	0	0	1	0	0	6
Miami (OH)				Did Not Play							
MURRAY ST.	1-2	0-0	1-3	3	1	3	0	2	1	1	8
SE LOUISIANA	1-2	0-0	0-2	4	0	2	1	1	0	1	14
MIAMI (FL)				Did Not Play							
@South Alabama	0-0	0-0	0-0	0	1	0	0	0	0	0	2
@Loyola M'mount	0-0	0-0	1-4	5	2	1	0	1	0	0	9
@TAMU-CC	1-5	0-0	3-4	5	3	5	0	1	1	0	7
MISSOURI	0-0	0-0	0-0	0	1	0	0	0	0	0	4
Lafayette	0-2	0-0	0-2	2	1	0	0	1	0	0	5
@LSU	1-1	0-0	0-2	1	1	2	0	3	1	0	6
GEORGIA				Did Not Play							
KENTUCKY	0-1	0-0	1-2	1	2	1	0	0	0	0	3
@Alabama	0-0	0-0	0-0	4	3	0	0	0	0	1	13
MISSISSIPPI	2-2	0-0	4-7	3	1	8	0	0	2	0	11
@Arkansas	0-1	0-0	0-0	0	3	0	0	2	0	0	7
TENNESSEE	1-2	0-0	1-3	4	3	3	0	0	2	0	6
ALABAMA	1-1	0-0	2-2	2	2	4	0	1	0	0	8
@Auburn	0-1	0-0	0-0	0	1	0	0	0	0	0	4
ARKANSAS	4-5	0-0	0-0	3	1	8	0	0	0	0	11
@Mississippi	1-3	0-0	1-2	1	3	3	0	0	0	0	8
@South Carolina	0-1	0-0	1-2	1	0	1	0	0	0	0	8
AUBURN	0-0	0-0	0-0	0	0	0	0	0	0	0	3
@Florida	0-0	0-0	0-0	0	2	0	0	0	0	0	3
@Vanderbilt	0-0	0-0	1-2	1	1	1	0	0	1	0	12
LSU	1-1	0-0	0-0	0	1	2	0	0	0	0	9
Alabama-SECT	0-0	0-0	0-0	1	0	0	0	1	0	0	5
Georgia-SECT	0-1	0-0	0-0	0	1	0	0	0	0	0	7

SEASON HIGH	ELGIN BAILEY	CAREER HIGH
8, 2x (last: vs Arkansas 2-16-08)	Pts	same
5, 2x (last: at TAMUCC 12-21-07)	Rebs	same
1 vs Southeastern Louisiana (12-8-07)	Asts	same
2, 2x (last: vs Tennessee 2-2-08)	Blks	same
1, 4x (last: at Alabama 1-19-08)	Stls	same
4 vs Arkansas (2-16-08)	FGM	same
5, 2x (last: vs Arkansas 2-16-08)	FGA	same
--	3FGM	same
--	3FGA	same
4 vs Mississippi (1-26-08)	FTM	same
7 vs Mississippi (1-26-08)	FTA	same
14 vs Southeastern Louisiana (12-8-07)	Mins	same
Season/Career 5-Point Games:	3 - 3	Season/Career Double-Doubles: 0 - 0
Season/Career 10-Point Games:	0 - 0	Season/Career Team's Top Scorer: 0 - 0
Season/Career 5-Rebound Games:	2 - 2	Season/Career Team's Top Rebounder: 0 - 0
Season/Career 3-Block Games:	0 - 0	Season/Career Team's Top Shot-Blocker: 1 - 1

### ELGIN BAILEY'S CAREER STATISTICS

Season	G-GS	Min	FGs	Pct	3FGs	Pct	FTs	Pct	Rebs	Ast	TO	Blk	Stl	Points
2007-08	29-0	202	18-38	.474	0-0	.000	16-41	.390	46-1.6	1	16	8	4	52-1.8
Totals	29-0	202	18-38	.474	0-0	.000	16-41	.390	46-1.6	1	16	8	4	52-1.8



## 24 KODI AUGUSTUS 24

6-8 • 220 • FR. • F  
BATON ROUGE, LA (MAINE CENTRAL INST.)

First-year combo forward from Baton Rouge, La., by way of Maine Central Institute... Owns excellent three-point shooting touch as well as having the ability to post up smaller defenders in the post... Averaging 1.5 points (5-13 FGs; 2-7 treys & 4-7 FTs) and 1.1 rebounds per game in 11 brief appearances (4.7 mins/gm) on the year... Saw but two total minutes of playing time in just two regular-season SEC outings... Has not seen game action in the last 13 contests (since Jan. 26 home win over Ole Miss)... Most recently blocked a shot (his third of the year) in one-minute stint vs. Ole Miss (Jan. 26)... Connected on 1-of-2 field-goal attempts against his hometown LSU Tigers in his SEC debut (1 min) at Baton Rouge on Jan. 9 for his first two points since Dec. 19 at Loyola Marymount... High point of his rookie campaign thus far was the Dec. 8 Southeastern Louisiana contest in which he set season highs for points (8), field goals made (3) and attempted (5), 3-pointers made (2), rebounds (6) and minutes played (11)... Had totalled just three points (0-3 FGs & 0-2 treys), three rebounds and 21 minutes played over his four previous outings combined prior to the SLU contest... Subsequently hit a field goal in his only attempt and made 1-of-2 free throws, as well as collecting his first two assists and first steal of the campaign, in 10-minute stint at Loyola Marymount... Also had blocks vs. Lafayette (2 mins) and UT Martin (7 mins)... Hit 3-of-5 charity tosses and grabbed a rebound vs. Murray State (4 mins)... Collected a pair of rebounds in his collegiate debut vs. Louisiana Tech (9 mins)... Rated as the nation's No. 20 post-graduate player by *Scout.com* a year ago at Maine Central Institute in Pittsfield, Maine... Spent the 2005-06 campaign playing for Willowridge High School in Houston, Texas... Previously attended Baton Rouge's Tara High School... Cousin of WNBA standout and former LSU All-American Seimone Augustus.

### KODI AUGUSTUS' GAME-BY-GAME STATS (2007-08)

Opponent	FG	3FG	FT	Reb	PF	Pts	Ast	TO	BS	Stl	Min
LA. TECH	0-2	0-2	0-0	2	1	0	0	0	0	0	9
CLEMSON				Did Not Play							
UT MARTIN	0-1	0-0	0-0	0	2	0	0	3	1	0	7
UC Irvine	0-0	0-0	0-0	0	0	0	0	0	0	0	1
Southern Illinois				Did Not Play							
Miami (OH)				Did Not Play							
MURRAY ST.	0-0	0-0	3-5	1	1	3	0	1	0	0	4
SE LOUISIANA	3-5	2-2	0-0	6	1	8	0	2	0	0	11
MIAMI (FL)				Did Not Play							
@South Alabama				Did Not Play							
@Loyola M'ount	1-1	0-0	1-2	2	3	3	2	0	0	1	10
@TAMU-CC	0-1	0-1	0-0	0	0	0	0	0	0	0	4
MISSOURI	0-0	0-0	0-0	0	0	0	0	0	0	0	2
Lafayette	0-1	0-1	0-0	1	0	0	0	1	1	0	2
@LSU	1-2	0-1	0-0	0	0	2	0	0	0	0	1
GEORGIA				Did Not Play							
KENTUCKY				Did Not Play							
@Alabama				Did Not Play							
MISSISSIPPI	0-0	0-0	0-0	0	0	0	0	0	1	0	1
@Arkansas				Did Not Play							
TENNESSEE				Did Not Play							
ALABAMA				Did Not Play							
@Auburn				Did Not Play							
ARKANSAS				Did Not Play							
@Mississippi				Did Not Play							
@South Carolina				Did Not Play							
AUBURN				Did Not Play							
@Florida				Did Not Play							
@Vanderbilt				Did Not Play							
LSU				Did Not Play							
Alabama-SECT				Did Not Play							
Georgia-SECT				Did Not Play							

SEASON HIGH	KODI AUGUSTUS	CAREER HIGH
8 vs Southeastern Louisiana (12-8-07)	Pts	same
6 vs Southeastern Louisiana (12-8-07)	Rebs	same
2 at Loyola Marymount (12-19-07)	Asts	same
1, 3x (last: vs Mississippi 1-26-08)	Blks	same
1 at Loyola Marymount (12-19-07)	Stls	same
3 vs Southeastern Louisiana (12-8-07)	FGM	same
5 vs Southeastern Louisiana (12-8-07)	FGA	same
2 vs Southeastern Louisiana (12-8-07)	3FGM	same
2, 2x (last: vs Southeastern La. 12-8-07)	3FGA	same
3 vs Murray State (12-1-07)	FTM	same
5 vs Murray State (12-1-07)	FTA	same
11 vs Southeastern Louisiana (12-8-07)	Mins	same

Season/Career 5-Point Games:	1 - 1	Season/Career Double-Doubles:	0 - 0
Season/Career 10-Point Games:	0 - 0	Season/Career Team's Top Scorer:	0 - 0
Season/Career 5-Rebound Games:	1 - 1	Season/Career Team's Top Rebounder:	0 - 0
Season/Career 3-Assist Games:	0 - 0	Season/Career Team's Top Assist Man:	0 - 0

### KODI AUGUSTUS' CAREER STATISTICS

Season	G-GS	Min	FGs	Pct	3FGs	Pct	FTs	Pct	Rebs	Ast	TO	Blk	Stl	Points
2007-08	11-0	52	5-13	.385	2-7	.286	4-7	.571	12-1.1	2	7	3	1	16-1.5
Totals	11-0	52	5-13	.385	2-7	.286	4-7	.571	12-1.1	2	7	3	1	16-1.5



## 3 BILLY BEGLEY 3

6-1 • 190 • SR. • G  
HENDERSON, KY (NOTRE DAME PREP)

### BILLY BEGLEY'S GAME-BY-GAME STATS (2007-08)

Opponent	FG	3FG	FT	Reb	PF	Pts	Ast	TO	BS	Stl	Min
LA. TECH	0-1	0-0	0-0	0	0	0	0	0	0	0	1
CLEMSON				Did Not Play							
UT MARTIN	0-0	0-0	0-0	1	1	0	0	0	0	0	2
UC Irvine				Did Not Play							
Southern Illinois				Did Not Play							
Miami (OH)				Did Not Play							
MURRAY ST.	0-0	0-0	0-0	0	0	0	0	1	0	0	1
SE LOUISIANA	0-0	0-0	0-0	0	0	0	0	0	0	0	1
MIAMI (FL)				Did Not Play							
@South Alabama				Did Not Play							
@Loyola M'ount				Did Not Play							
@TAMU-CC				Did Not Play							
MISSOURI				Did Not Play							
Lafayette	0-0	0-0	0-0	0	0	0	0	0	0	0	2
@LSU	0-0	0-0	0-0	0	0	0	0	0	0	0	1
GEORGIA				Did Not Play							
KENTUCKY	0-0	0-0	0-0	0	0	0	0	0	0	0	1
@Alabama				Did Not Play							
MISSISSIPPI	0-1	0-1	0-0	0	0	0	0	0	0	0	1
@Arkansas				Did Not Play							
TENNESSEE				Did Not Play							
ALABAMA				Did Not Play							
@Auburn	0-1	0-1	0-0	0	0	0	0	0	0	0	2
ARKANSAS				Did Not Play							
@Mississippi				Did Not Play							
@South Carolina				Did Not Play							
AUBURN	0-0	0-0	0-0	0	0	0	0	0	0	0	1
@Florida				Did Not Play							
@Vanderbilt				Did Not Play							
LSU	0-0	0-0	0-0	0	0	0	0	0	0	0	1
Alabama-SECT				Did Not Play							
Georgia-SECT				Did Not Play							

SEASON HIGH	BILLY BEGLEY	CAREER HIGH
--	Pts	5 vs Jacksonville State (12-22-04)
1 vs UT Martin (11-17-07)	Rebs	2 vs McNeese State (12-1-03)
--	Asts	1, 3x (last: vs Alabama 3-4-07)
--	Blks	--
--	Stls	--
--	FGM	1, 5x (last: vs South Alabama 12-9-06)
1, 3x (last: at Auburn 2-9-08)	FGA	3, 2x (last: vs. Miss. Valley St. 3-13-07)
--	3FGM	1, 2x (last: vs Jacksonville St. 12-22-04)
1, 2x (last: at Auburn 2-9-08)	3FGA	3 vs McNeese State (12-16-06)
--	FTM	2 vs Jacksonville State (12-22-04)
--	FTA	2, 2x (last: vs Jacksonville St. 12-22-04)
2, 3x (last: at Auburn 2-9-08)	Mins	3, 3x (last: vs. Miss. Valley St. 3-13-07)

Season/Career 5-Point Games:	0 - 1	Season/Career Double-Doubles:	0 - 0
Season/Career 10-Point Games:	0 - 0	Season/Career Team's Top Scorer:	0 - 0
Season/Career 5-Rebound Games:	0 - 0	Season/Career Team's Top Rebounder:	0 - 0
Season/Career 3-Assist Games:	0 - 0	Season/Career Team's Top Assist Man:	0 - 0

### BILLY BEGLEY'S CAREER STATISTICS

Season	G-GS	Min	FGs	Pct	3FGs	Pct	FTs	Pct	Rebs	Ast	TO	Blk	Stl	Points
2003-04	5-0	6	1-2	.500	0-1	.000	0-2	.000	3-0.6	0	2	0	0	2-0.4
2004-05	12-0	18	3-5	.600	2-3	.667	2-2	1.000	2-0.2	1	0	0	0	10-0.8
2006-07	12-0	21	1-14	.071	0-11	.000	0-0	.000	1-0.1	2	2	0	0	2-0.2
2007-08	11-0	14	0-3	.000	0-2	.000	0-0	.000	1-0.1	0	1	0	0	0-0.0
Totals	40-0	57	5-24	.208	2-17	.118	2-4	.500	7-0.2	3	5	0	0	14-0.4





**33 BRANDON BOLEN 33**  
**6-3 • 195 • FR. • G**  
**MADISON, MS (MADISON-RIDGELAND AC.)**



**14 ROD BRYANT 14**  
**6-1 • 165 • FR. • G**  
**BIRMINGHAM, AL (G.W. CARVER HS)**

**BRANDON BOLEN'S GAME-BY-GAME STATS (2007-08)**

Opponent	FG	3FG	FT	Reb	PF	Pts	Ast	TO	BS	Stl	Min
LA. TECH	0-0	0-0	0-0	1	0	0	0	0	0	0	1
CLEMSON				Did Not Play							
UT MARTIN	0-0	0-0	0-0	0	1	0	0	1	0	0	1
UC Irvine				Did Not Play							
Southern Illinois				Did Not Play							
Miami (OH)				Did Not Play							
MURRAY ST.	0-1	0-0	0-0	0	0	0	0	0	0	0	1
SE LOUISIANA	0-0	0-0	0-0	0	0	0	0	1	0	0	1
MIAMI (FL)				Did Not Play							
@South Alabama				Did Not Play							
@Loyola M'mount	0-0	0-0	0-0	0	0	0	0	0	0	0	1
@TAMU-CC	0-0	0-0	1-2	1	0	1	0	0	0	0	2
MISSOURI				Did Not Play							
Lafayette	0-1	0-1	0-0	0	0	0	0	1	0	0	3
@LSU	0-0	0-0	0-0	2	0	0	0	0	0	0	1
GEORGIA				Did Not Play							
KENTUCKY				Did Not Play							
@Alabama				Did Not Play							
MISSISSIPPI	0-0	0-0	0-0	0	0	0	0	0	0	0	1
@Arkansas				Did Not Play							
TENNESSEE				Did Not Play							
ALABAMA				Did Not Play							
@Auburn				Did Not Play							
ARKANSAS				Did Not Play							
@Mississippi				Did Not Play							
@South Carolina				Did Not Play							
AUBURN				Did Not Play							
@Florida				Did Not Play							
@Vanderbilt				Did Not Play							
LSU				Did Not Play							
Alabama-SECT				Did Not Play							
Georgia-SECT				Did Not Play							

**ROD BRYANT'S GAME-BY-GAME STATS (2007-08)**

Opponent	FG	3FG	FT	Reb	PF	Pts	Ast	TO	BS	Stl	Min
LA. TECH	0-0	0-0	0-0	0	0	0	0	0	0	0	1
CLEMSON				Did Not Play							
UT MARTIN	1-1	0-0	0-1	1	0	2	0	1	0	0	1
UC Irvine				Did Not Play							
Southern Illinois				Did Not Play							
Miami (OH)				Did Not Play							
MURRAY ST.	0-0	0-0	0-0	0	0	0	0	0	0	0	1
SE LOUISIANA	1-1	0-0	0-0	0	0	2	0	0	0	0	1
MIAMI (FL)				Did Not Play							
@South Alabama				Did Not Play							
@Loyola M'mount				Did Not Play							
@TAMU-CC				Did Not Play							
MISSOURI				Did Not Play							
Lafayette				Did Not Play							
@LSU				Did Not Play							
GEORGIA				Did Not Play							
KENTUCKY				Did Not Play							
@Alabama				Did Not Play							
MISSISSIPPI	0-1	0-0	0-0	0	0	0	0	0	0	0	1
@Arkansas				Did Not Play							
TENNESSEE				Did Not Play							
ALABAMA				Did Not Play							
@Auburn				Did Not Play							
ARKANSAS				Did Not Play							
@Mississippi				Did Not Play							
@South Carolina				Did Not Play							
AUBURN				Did Not Play							
@Florida				Did Not Play							
@Vanderbilt				Did Not Play							
LSU				Did Not Play							
Alabama-SECT				Did Not Play							
Georgia-SECT				Did Not Play							

SEASON HIGH	BRANDON BOLEN	CAREER HIGH
1 at A&M-Corpus Christi (12-21-07)	Pts	same
2 at LSU (1-9-08)	Rebs	same
--	Asts	same
--	Blks	same
--	Stls	same
--	FGM	same
1, 2x (last: vs Lafayette 1-5-08)	FGA	same
--	3FGM	same
1 vs Lafayette (1-5-08)	3FGA	same
1 at A&M-Corpus Christi (12-21-07)	FTM	same
2 at A&M-Corpus Christi (12-21-07)	FTA	same
3 vs Lafayette (1-5-08)	Mins	same

SEASON HIGH	ROD BRYANT	CAREER HIGH
2, 2x (last: vs Southeastern La. 12-8-07)	Pts	same
1 vs UT Martin (11-17-07)	Rebs	same
--	Asts	same
--	Blks	same
--	Stls	same
1, 2x (last: vs Southeastern La. 12-8-07)	FGM	same
1, 3x (last: vs Mississippi 1-26-08)	FGA	same
--	3FGM	same
--	3FGA	same
--	FTM	same
1 vs UT Martin (11-17-07)	FTA	same
1, 5x (last: vs Mississippi 1-26-08)	Mins	same

Season/Career 5-Point Games:	0 - 0	Season/Career Double-Doubles:	0 - 0
Season/Career 10-Point Games:	0 - 0	Season/Career Team's Top Scorer:	0 - 0
Season/Career 5-Rebound Games:	0 - 0	Season/Career Team's Top Rebounder:	0 - 0
Season/Career 3-Assist Games:	0 - 0	Season/Career Team's Top Assist Man:	0 - 0

Season/Career 5-Point Games:	0 - 0	Season/Career Double-Doubles:	0 - 0
Season/Career 10-Point Games:	0 - 0	Season/Career Team's Top Scorer:	0 - 0
Season/Career 5-Rebound Games:	0 - 0	Season/Career Team's Top Rebounder:	0 - 0
Season/Career 3-Assist Games:	0 - 0	Season/Career Team's Top Assist Man:	0 - 0

**BRANDON BOLEN'S CAREER STATISTICS**

Season	G-GS	Min	FGs	Pct	3FGs	Pct	FTs	Pct	Rebs	Ast	TO	Blk	Stl	Points
2007-08	9-0	12	0-2	.000	0-1	.000	1-2	.500	4-0.4	0	3	0	0	1-0.1
Totals	9-0	12	0-2	.000	0-1	.000	1-2	.500	4-0.4	0	3	0	0	1-0.1

**ROD BRYANT'S CAREER STATISTICS**

Season	G-GS	Min	FGs	Pct	3FGs	Pct	FTs	Pct	Rebs	Ast	TO	Blk	Stl	Points
2007-08	5-0	5	2-3	.667	0-0	.000	0-1	.000	1-0.2	0	1	0	0	4-0.8
Totals	5-0	5	2-3	.667	0-0	.000	0-1	.000	1-0.2	0	1	0	0	4-0.8



**10**      **JOSEPH IUPE**      **10**  
**6-1 • 160 • So. • G**  
**MADISON, MS (MADISON CENTRAL HS)**

**JOSEPH IUPE'S GAME-BY-GAME STATS (2007-08)**

Opponent	FG	3FG	FT	Reb	PF	Pts	Ast	TO	BS	Stl	Min
LA. TECH	0-0	0-0	0-0	0	0	0	0	0	0	0	1
CLEMSON						Did Not Play					
UT MARTIN	0-0	0-0	0-0	0	0	0	0	0	0	0	1
UC Irvine						Did Not Play					
Southern Illinois						Did Not Play					
Miami (OH)						Did Not Play					
MURRAY ST.	0-0	0-0	0-0	0	0	0	0	0	0	0	1
SE LOUISIANA	0-0	0-0	0-0	1	0	0	0	0	0	0	1
MIAMI (FL)						Did Not Play					
@South Alabama						Did Not Play					
@Loyola M'mount	0-0	0-0	0-0	0	0	0	0	0	0	0	1
@TAMU-CC	0-0	0-0	0-0	0	0	0	0	0	0	0	1
MISSOURI						Did Not Play					
Lafayette	0-0	0-0	0-0	1	0	0	0	1	0	0	2
@LSU	0-0	0-0	0-0	1	0	0	0	0	0	0	1
GEORGIA						Did Not Play					
KENTUCKY						Did Not Play					
@Alabama						Did Not Play					
MISSISSIPPI	0-0	0-0	0-0	1	0	0	0	1	0	0	1
@Arkansas						Did Not Play					
TENNESSEE						Did Not Play					
ALABAMA						Did Not Play					
@Auburn						Did Not Play					
ARKANSAS						Did Not Play					
@Mississippi						Did Not Play					
@South Carolina						Did Not Play					
AUBURN						Did Not Play					
@Florida						Did Not Play					
@Vanderbilt						Did Not Play					
LSU						Did Not Play					
Alabama-SECT						Did Not Play					
Georgia-SECT						Did Not Play					

SEASON HIGH	JOSEPH IUPE	CAREER HIGH
--	Pts	2, 2x (last: vs Bradley 3-17-07)
1, 4x (last: vs Mississippi 1-26-08)	Rebs	1, 7x (last: vs Mississippi 1-26-08)
--	Asts	2 vs Nicholls (11-11-06)
--	Blks	--
--	Stls	--
--	FGM	1, 2x (last: vs Bradley 3-17-07)
--	FGA	2 vs TAMUCC (12-2-06)
--	3FGM	--
--	3FGA	1, 4x (last: vs Vanderbilt 2-21-07)
--	FTM	1 vs Loyola Marymount (11-13-06)
--	FTA	2, 2x (last: vs New Orleans 12-21-06)
2 vs Lafayette (1-5-08)	Mins	2, 5x (last: vs Lafayette 1-5-08)

Season/Career 5-Point Games:	0 - 0	Season/Career Double-Doubles:	0 - 0
Season/Career 10-Point Games:	0 - 0	Season/Career Team's Top Scorer:	0 - 0
Season/Career 5-Rebound Games:	0 - 0	Season/Career Team's Top Rebounder:	0 - 0
Season/Career 3-Assist Games:	0 - 0	Season/Career Team's Top Assist Man:	0 - 0

**JOSEPH IUPE'S CAREER STATISTICS**

Season	G-GS	Min	FGs	Pct	3FGs	Pct	FTs	Pct	Rebs	Ast	TO	Blk	Stl	Points
2006-07	15-0	19	2-7	.286	0-4	.000	1-4	.250	3-0.2	2	2	0	0	5-0.3
2007-08	9-0	10	0-0	.000	0-0	.000	0-0	.000	4-0.4	0	2	0	0	0-0.0
Totals	24-0	29	2-7	.286	0-4	.000	1-4	.250	7-0.3	2	4	0	0	5-0.2

**Mississippi State Men's Basketball**  
**Mississippi State Combined Team Statistics (as of Mar 16, 2008)**  
**All games**

<b>RECORD:</b>	<b>OVERALL</b>	<b>HOME</b>	<b>AWAY</b>	<b>NEUTRAL</b>
<b>ALL GAMES.....</b>	<b>(22-10)</b>	<b>(12-3)</b>	<b>(7-4)</b>	<b>(3-3)</b>
<b>CONFERENCE.....</b>	<b>(12-4)</b>	<b>(7-1)</b>	<b>(5-3)</b>	<b>(0-0)</b>
<b>NON-CONFERENCE.....</b>	<b>(10-6)</b>	<b>(5-2)</b>	<b>(2-1)</b>	<b>(3-3)</b>

##	Player	GP-GS	Min--Avg	---TOTAL---		---3-PTS---		FT-FTA	Pct	---REBOUNDS---				PF	FO	A	TO	Blk	Stl	Pts	Avg
				FG-FGA	Pct	3FG-FGA	Pct			Off	Def	Tot	Avg								
44	Gordon, Jamont.....	32-32	1101 34.4	184-435	.423	56-177	.316	131-185	.708	39	163	202	6.3	80	1	154	129	20	38	555	17.3
23	Rhodes, Charles....	29-27	904 31.2	197-355	.555	3-6	.500	93-140	.664	81	142	223	7.7	69	2	27	72	41	16	490	16.9
22	Stewart, Barry.....	32-32	1139 35.6	124-315	.394	58-172	.337	65-94	.691	43	107	150	4.7	75	2	85	76	4	41	371	11.6
11	Hansbrough, Ben....	28-26	931 33.2	89-221	.403	59-165	.358	53-67	.791	20	89	109	3.9	61	2	74	44	1	27	290	10.4
32	Varnado, Jarvis....	32-32	908 28.4	102-159	.642	1-2	.500	42-90	.467	73	181	254	7.9	91	5	17	40	148	18	247	7.7
25	Turner, Phil.....	28-11	493 17.6	41-123	.333	24-78	.308	15-27	.556	18	65	83	3.0	43	1	24	28	10	26	121	4.3
02	Johnson, Ravern....	27-0	177 6.6	29-62	.468	6-22	.273	4-10	.400	10	19	29	1.1	10	0	10	12	3	3	68	2.5
21	Johnson, Brian....	31-0	299 9.6	29-45	.644	0-2	.000	17-21	.810	33	37	70	2.3	36	0	7	33	12	14	75	2.4
45	Bailey, Elgin.....	29-0	202 7.0	18-38	.474	0-0	.000	16-41	.390	20	26	46	1.6	39	0	1	16	8	4	52	1.8
15	Benock, Riley.....	28-0	228 8.1	15-37	.405	14-33	.424	5-8	.625	2	17	19	0.7	16	0	22	16	4	4	49	1.8
24	Augustus, Kodi.....	11-0	52 4.7	5-13	.385	2-7	.286	4-7	.571	3	9	12	1.1	8	0	2	7	3	1	16	1.5
14	Bryant, Rod.....	5-0	5 1.0	2-3	.667	0-0	.000	0-1	.000	0	1	1	0.2	0	0	0	1	0	0	4	0.8
33	Bolen, Brandon....	9-0	12 1.3	0-2	.000	0-1	.000	1-2	.500	1	3	4	0.4	1	0	0	3	0	0	1	0.1
03	Begley, Billy.....	11-0	14 1.3	0-3	.000	0-2	.000	0-0	.000	0	1	1	0.1	1	0	0	1	0	0	0	0.0
10	Iupe, Joseph.....	9-0	10 1.1	0-0	.000	0-0	.000	0-0	.000	1	3	4	0.4	0	0	0	2	0	0	0	0.0
TEAM.....											47	54	101	3.2	0		9				

Total.....	32	6475		835-1811	.461	223-667	.334	446-693	.644	391	917	1308	40.9	530	13	423	489	254	192	2339	73.1
Opponents.....	32	6475		740-2010	.368	223-697	.320	379-548	.692	444	720	1164	36.4	611	-	367	407	102	216	2082	65.1

TEAM STATISTICS				MS	OPP	DATE	OPPONENT	W/L	SCORE	ATTEND		
-----				-----	-----	-----	-----	---	-----	-----		
SCORING.....				2339	2082	11-10-07	LOUISIANA TECH	W	75-45	10153		
Points per game.....				73.1	65.1	11-15-07	CLEMSON	L	82-84	9950		
Scoring margin.....				+8.0	-	11-17-07	UT MARTIN	W	86-70	9950		
FIELD GOALS-ATT.....				835-1811	740-2010	#11-22-07	vs UC Irvine	W	68-53	1387		
Field goal pct.....				.461	.368	#11-23-07	vs Southern Illinois	L	49-63	1447		
3 POINT FG-ATT.....				223-667	223-697	#11-25-07	vs Miami (OH)	L	60-67	2447		
3-point FG pct.....				.334	.320	12-01-07	MURRAY STATE	W	78-61	7787		
3-pt FG made per game.				7.0	7.0	12-08-07	SOUTHEASTERN LOUISIANA	W	84-59	7719		
FREE THROWS-ATT.....				446-693	379-548	12-13-07	MIAMI (FL)	L	58-64	7912		
Free throw pct.....				.644	.692	+12-15-07	at South Alabama	L	67-71	6731		
REBOUNDS.....				1308	1164	12-19-07	at Loyola Marymount	W	85-54	1005		
Rebounds per game.....				40.9	36.4	12-21-07	at Texas A&M-Corpus Christi	W	95-70	2051		
Rebounding margin.....				+4.5	-	12-30-07	MISSOURI	W	87-75	8249		
ASSISTS.....				423	367	*01-05-08	vs Lafayette	W	77-53	3044		
Assists per game.....				13.2	11.5	*01-09-08	at LSU	W	61-39	7843		
TURNOVERS.....				489	407	*01-12-08	GEORGIA	W	60-49	8713		
Turnovers per game....				15.3	12.7	*01-15-08	KENTUCKY	W	69-64	9862		
Turnover margin.....				-2.6	-	*01-19-08	at Alabama	W	66-56	11290		
Assist/turnover ratio.				0.9	0.9	*01-26-08	MISSISSIPPI	W	88-68	10421		
STEALS.....				192	216	*01-30-08	at Arkansas	L	58-78	17927		
Steals per game.....				6.0	6.8	*02-02-08	TENNESSEE	L	71-76	10150		
BLOCKS.....				254	102	*02-06-08	ALABAMA	W	73-66	9730		
Blocks per game.....				7.9	3.2	*02-09-08	at Auburn	W	83-64	7489		
WINNING STREAK.....				0	-	*02-16-08	ARKANSAS	W	80-74	10096		
Home win streak.....				4	-	*02-20-08	at Mississippi	L	63-74	9167		
ATTENDANCE.....				139305	136006	*02-23-08	at South Carolina	W OT	61-56	15093		
Home games-Avg/Game...				15-9287	11-9549	*02-27-08	AUBURN	W	89-78	9416		
Neutral site-Avg/Game.				-	6-5161	*03-01-08	at Florida	W	68-59	12127		
						*03-05-08	at Vanderbilt	LOT	85-86	14316		
SCORE BY PERIODS:				1st	2nd	OT	Total	*03-08-08	LSU	W	84-75	9197
-----				----	----	----	----	!03-14-08	vs Alabama	W OT	69-67	20125
Mississippi State.....				1104	1203	32	- 2339	!03-15-08	vs Georgia	L	60-64	2517
Opponents.....				971	1085	26	- 2082					

# - Anaheim Classic (Anaheim, Calif.)  
+ - Coors Classic (Mobile, Ala.)  
^ - at Jackson, Miss. (Mississippi Coliseum)  
\* - Southeastern Conference Game  
! - SEC Tournament (Atlanta, Ga.)

**Mississippi State Men's Basketball**  
**Mississippi State Combined Team Statistics (as of Mar 08, 2008)**  
**Conference games**

<b>RECORD:</b>	<b>OVERALL</b>	<b>HOME</b>	<b>AWAY</b>	<b>NEUTRAL</b>
<b>ALL GAMES.....</b>	<b>(12-4)</b>	<b>(7-1)</b>	<b>(5-3)</b>	<b>(0-0)</b>
<b>CONFERENCE.....</b>	<b>(12-4)</b>	<b>(7-1)</b>	<b>(5-3)</b>	<b>(0-0)</b>
<b>NON-CONFERENCE.....</b>	<b>(0-0)</b>	<b>(0-0)</b>	<b>(0-0)</b>	<b>(0-0)</b>

## Player	GP-GS	Min--Avg	---TOTAL---		---3-PTS---		FT-FTA	Pct	---REBOUNDS---				PF	FO	A	TO	Blk	Stl	Pts	Avg
			FG-FGA	Pct	3FG-FGA	Pct			Off	Def	Tot	Avg								
23 Rhodes, Charles....	15-14	490 32.7	103-182	.566	2-3	.667	58-83	.699	42	79	121	8.1	29	0	13	35	20	5	266	17.7
44 Gordon, Jamont....	16-16	569 35.6	89-209	.426	34-99	.343	68-99	.687	13	87	100	6.3	45	1	79	68	11	20	280	17.5
22 Stewart, Barry....	16-16	587 36.7	60-157	.382	27-88	.307	32-48	.667	22	51	73	4.6	42	1	32	37	2	17	179	11.2
11 Hansbrough, Ben....	12-10	421 35.1	40-93	.430	27-69	.391	20-26	.769	9	38	47	3.9	25	1	29	23	0	9	127	10.6
32 Varnado, Jarvis....	16-16	471 29.4	58-88	.659	1-1	1.000	24-51	.471	31	94	125	7.8	46	2	10	21	78	10	141	8.8
25 Turner, Phil.....	12-8	251 20.9	16-53	.302	12-37	.324	2-5	.400	5	33	38	3.2	20	0	9	15	5	8	46	3.8
02 Johnson, Ravern....	15-0	104 6.9	16-37	.432	3-13	.231	3-7	.429	8	10	18	1.2	5	0	6	6	1	1	38	2.5
45 Bailey, Elgin.....	15-0	112 7.5	11-19	.579	0-0	.000	11-22	.500	8	13	21	1.4	24	0	0	6	6	1	33	2.2
15 Benock, Riley.....	15-0	113 7.5	7-12	.583	7-12	.583	3-4	.750	1	4	5	0.3	8	0	10	12	3	0	24	1.6
21 Johnson, Brian....	16-0	118 7.4	8-14	.571	0-0	.000	7-8	.875	12	15	27	1.7	12	0	5	14	4	5	23	1.4
24 Augustus, Kodi....	2-0	2 1.0	1-2	.500	0-1	.000	0-0	.000	0	0	0	0.0	0	0	0	0	1	0	2	1.0
03 Begley, Billy.....	6-0	7 1.2	0-2	.000	0-2	.000	0-0	.000	0	0	0	0.0	0	0	0	0	0	0	0	0.0
14 Bryant, Rod.....	1-0	1 1.0	0-1	.000	0-0	.000	0-0	.000	0	0	0	0.0	0	0	0	0	0	0	0	0.0
33 Bolen, Brandon....	2-0	2 1.0	0-0	.000	0-0	.000	0-0	.000	0	2	2	1.0	0	0	0	0	0	0	0	0.0
10 Iupe, Joseph.....	2-0	2 1.0	0-0	.000	0-0	.000	0-0	.000	0	2	2	1.0	0	0	0	1	0	0	0	0.0
TEAM.....									27	29	56	3.5	0			2				

Total.....	16	3250	409-869	.471	113-325	.348	228-353	.646	178	457	635	39.7	256	5	193	240	131	76	1159	72.4
Opponents.....	16	3250	383-1046	.366	115-374	.307	181-260	.696	241	346	587	36.7	298	-	179	174	58	101	1062	66.4

TEAM STATISTICS	MS	OPP	DATE	OPPONENT	W/L	SCORE	ATTEND
-----							-----
SCORING.....	1159	1062	*01-09-08	at LSU	W	61-39	7843
Points per game.....	72.4	66.4	*01-12-08	GEORGIA	W	60-49	8713
Scoring margin.....	+6.1	-	*01-15-08	KENTUCKY	W	69-64	9862
FIELD GOALS-ATT.....	409-869	383-1046	*01-19-08	at Alabama	W	66-56	11290
Field goal pct.....	.471	.366	*01-26-08	MISSISSIPPI	W	88-68	10421
3 POINT FG-ATT.....	113-325	115-374	*01-30-08	at Arkansas	L	58-78	17927
3-point FG pct.....	.348	.307	*02-02-08	TENNESSEE	L	71-76	10150
3-pt FG made per game.	7.1	7.2	*02-06-08	ALABAMA	W	73-66	9730
FREE THROWS-ATT.....	228-353	181-260	*02-09-08	at Auburn	W	83-64	7489
Free throw pct.....	.646	.696	*02-16-08	ARKANSAS	W	80-74	10096
REBOUNDS.....	635	587	*02-20-08	at Mississippi	L	63-74	9167
Rebounds per game.....	39.7	36.7	*02-23-08	at South Carolina	W OT	61-56	15093
Rebounding margin.....	+3.0	-	*02-27-08	AUBURN	W	89-78	9416
ASSISTS.....	193	179	*03-01-08	at Florida	W	68-59	12127
Assists per game.....	12.1	11.2	*03-05-08	at Vanderbilt	LOT	85-86	14316
TURNOVERS.....	240	174	*03-08-08	LSU	W	84-75	9197
Turnovers per game....	15.0	10.9					
Turnover margin.....	-4.1	-	#	- Anaheim Classic (Anaheim, Calif.)			
Assist/turnover ratio.	0.8	1.0	+	- Coors Classic (Mobile, Ala.)			
STEALS.....	76	101	^	- at Jackson, Miss. (Mississippi Coliseum)			
Steals per game.....	4.8	6.3	*	- Southeastern Conference Game			
BLOCKS.....	131	58					
Blocks per game.....	8.2	3.6					
WINNING STREAK.....	1	-					
Home win streak.....	4	-					
ATTENDANCE.....	77585	95252					
Home games-Avg/Game...	8-9698	8-11906					
Neutral site-Avg/Game.	-	0-0					

SCORE BY PERIODS:	1st	2nd	OT	Total
-----				
Mississippi State.....	537	600	22	- 1159
Opponents.....	491	553	18	- 1062

**Mississippi State Men's Basketball**  
**Mississippi State Combined Team Statistics (as of Mar 16, 2008)**  
**SEC Tourney Games**

<b>RECORD:</b>	<b>OVERALL</b>	<b>HOME</b>	<b>AWAY</b>	<b>NEUTRAL</b>
<b>ALL GAMES.....</b>	<b>(1-1)</b>	<b>(0-0)</b>	<b>(0-0)</b>	<b>(1-1)</b>
<b>CONFERENCE.....</b>	<b>(0-0)</b>	<b>(0-0)</b>	<b>(0-0)</b>	<b>(0-0)</b>
<b>NON-CONFERENCE.....</b>	<b>(1-1)</b>	<b>(0-0)</b>	<b>(0-0)</b>	<b>(1-1)</b>

##	Player	GP-GS	Min--Avg	---TOTAL---		---3-PTS---		---REBOUNDS---							PF	FO	A	TO	Blk	Stl	Pts	Avg
				FG-FGA	Pct	3FG-FGA	Pct	FT-FTA	Pct	Off	Def	Tot	Avg									
23	Rhodes, Charles....	2-2	75 37.5	16-32	.500	1-1	1.000	4-6	.667	3	11	14	7.0	4	0	2	8	5	0	37	18.5	
44	Gordon, Jamont.....	2-2	81 40.5	9-26	.346	1-10	.100	11-13	.846	3	9	12	6.0	5	0	11	8	0	1	30	15.0	
22	Stewart, Barry.....	2-2	79 39.5	6-26	.231	4-12	.333	5-8	.625	5	9	14	7.0	5	0	7	3	0	5	21	10.5	
11	Hansbrough, Ben....	2-2	77 38.5	4-18	.222	4-16	.250	8-10	.800	1	7	8	4.0	8	0	6	1	0	1	20	10.0	
32	Varnado, Jarvis....	2-2	73 36.5	4-5	.800	0-0	.000	5-7	.714	3	14	17	8.5	5	0	0	1	4	1	13	6.5	
21	Johnson, Brian....	2-0	10 5.0	3-3	1.000	0-0	.000	2-2	1.000	1	1	2	1.0	1	0	0	1	1	1	8	4.0	
45	Bailey, Elgin.....	2-0	12 6.0	0-1	.000	0-0	.000	0-0	.000	1	0	1	0.5	1	0	0	1	0	0	0	0.0	
25	Turner, Phil.....	2-0	8 4.0	0-4	.000	0-4	.000	0-0	.000	1	3	4	2.0	0	0	1	0	1	0	0	0.0	
02	Johnson, Ravern....	2-0	10 5.0	0-1	.000	0-0	.000	0-0	.000	0	2	2	1.0	1	0	0	1	0	1	0	0.0	
TEAM.....											2	4	6	3.0	0			0				

Total.....	2	425	42-116	.362	10-43	.233	35-46	.761	20	60	80	40.0	30	0	27	24	11	10	129	64.5
Opponents.....	2	425	43-122	.352	17-46	.370	28-37	.757	25	63	88	44.0	41	-	21	23	7	14	131	65.5

TEAM STATISTICS	MS	OPP	DATE	OPPONENT	W/L	SCORE	ATTEND
SCORING.....	129	131	!03-14-08	vs Alabama	W	OT 69-67	20125
Points per game.....	64.5	65.5	!03-15-08	vs Georgia	L	60-64	2517
Scoring margin.....	-1.0	-					
FIELD GOALS-ATT.....	42-116	43-122	#	- Anaheim Classic (Anaheim, Calif.)			
Field goal pct.....	.362	.352	+	- Coors Classic (Mobile, Ala.)			
3 POINT FG-ATT.....	10-43	17-46	^	- at Jackson, Miss. (Mississippi Coliseum)			
3-point FG pct.....	.233	.370	*	- Southeastern Conference Game			
3-pt FG made per game.	5.0	8.5	!	- SEC Tournament (Atlanta, Ga.)			
FREE THROWS-ATT.....	35-46	28-37					
Free throw pct.....	.761	.757					
REBOUNDS.....	80	88					
Rebounds per game.....	40.0	44.0					
Rebounding margin.....	-4.0	-					
ASSISTS.....	27	21					
Assists per game.....	13.5	10.5					
TURNOVERS.....	24	23					
Turnovers per game....	12.0	11.5					
Turnover margin.....	-0.5	-					
Assist/turnover ratio.	1.1	0.9					
STEALS.....	10	14					
Steals per game.....	5.0	7.0					
BLOCKS.....	11	7					
Blocks per game.....	5.5	3.5					
WINNING STREAK.....	0	-					
Home win streak.....	0	-					
ATTENDANCE.....	0	22642					
Home games-Avg/Game...	0-0	0-0					
Neutral site-Avg/Game.	-	2-11321					

SCORE BY PERIODS:	1st	2nd	OT	Total
Mississippi State.....	62	57	10	- 129
Opponents.....	69	54	8	- 131

# 2007-08 MISSISSIPPI STATE BASKETBALL RESULTS (22-10, 12-4 SEC)

<u>Date (TV)</u>	<u>Opponent (MSU Rank/Opp Rank)</u>	<u>Score</u>	<u>+/-</u>	<u>W</u>	<u>L</u>	<u>Overall Record</u>	<u>SEC Record</u>	<u>Attend</u>	<u>Leading Scorer</u>	<u>Leading Rebounder</u>
11-10	LOUISIANA TECH (NR/NR)	75-45	+30	W		1-0		10,153	Gordon - 21	Stewart - 11
11-15 (FSN/SUN)	CLEMSON (NR/NR)	82-84	-2		L	1-1		9,950	Gordon - 23	Varnado, Gordon - 12
11-17	UT MARTIN (NR/NR)	86-70	+16	W		2-1		9,950	Hansbrough - 20	Varnado - 16
11-22 (ESPNU)	#UC Irvine (NR/NR)	68-53	+15	W		3-1		1,387	Stewart - 18	Rhodes - 11
11-23 (ESPN2)	#Southern Illinois (NR/#18)	49-63	-14		L	3-2		1,447	Gordon - 20	Varnado - 7
11-25 (ESPN2)	#Miami [OH] (NR/NR)	60-67	-7		L	3-3		2,447	Rhodes - 25	Rhodes - 10
12-1	MURRAY STATE (NR/NR)	78-61	+17	W		4-3		7,787	Rhodes - 22	Varnado - 7
12-8 (CSS)	SOUTHEASTERN LOUISIANA (NR/NR)	84-59	+25	W		5-3		7,719	Gordon - 25	Rhodes, Gordon - 7
12-13 (FSN/SUN)	MIAMI [FL] (NR/NR)	58-64	-6		L	5-4		7,912	Gordon, Stewart - 18	Gordon - 9
12-15 (CSS)	*at South Alabama (NR/NR)	67-71	-4		L	5-5		6,731	Turner - 17	Gordon - 13
12-19	at Loyola Marymount	85-54	+31	W		6-5		1,005	Gordon - 25	Rhodes - 10
12-21 (CSS)	at Texas A&M-Corpus Christi (NR/NR)	95-70	+25	W		7-5		2,051	Rhodes - 26	Rhodes - 10
12-30 (SS)	MISSOURI (NR/NR)	87-75	+12	W		8-5		8,249	Stewart - 24	Turner - 10
1-5	*Lafayette (NR/NR)	77-53	+24	W		9-5		3,044	Hansbrough - 17	Varnado - 12
1-9	at LSU (NR/NR)	61-39	+22	W		10-5	1-0	7,843	Gordon, Varnado - 13	Varnado - 17
1-12 (RS)	GEORGIA (NR/NR)	60-49	+11	W		11-5	2-0	8,713	Gordon - 15	Three players - 9
1-15 (ESPN)	KENTUCKY (NR/NR)	69-64	+5	W		12-5	3-0	9,862	Gordon - 24	Varnado - 12
1-19 (RS)	at Alabama (NR/NR)	66-56	+10	W		13-5	4-0	11,290	Gordon - 24	Rhodes - 9
1-26 (FSN/SUN)	MISSISSIPPI (NR/#15)	88-68	+20	W		14-5	5-0	10,421	Rhodes - 26	Varnado - 8
1-30 (RS)	at Arkansas (#25/NR)	58-78	-20		L	14-6	5-1	17,927	Gordon - 24	Rhodes - 15
2-2 (FSN/SUN)	TENNESSEE (#25/#7)	71-76	-5		L	14-7	5-2	10,150	Stewart - 21	Rhodes - 10
2-6	ALABAMA (NR/NR)	73-66	+7	W		15-7	6-2	9,730	Gordon, Rhodes - 17	Rhodes, Stewart - 9
2-9 (FSN/SUN)	at Auburn (NR/NR)	83-64	+19	W		16-7	7-2	7,489	Gordon - 24	Gordon - 13
2-16 (ESPN)	ARKANSAS (NR/NR)	80-74	+6	W		17-7	8-2	10,096	Rhodes - 24	Varnado - 10
2-20 (CSS-TD)	at Mississippi (NR/NR)	63-74	-11		L	17-8	8-3	9,167	Gordon - 20	Stewart - 8
2-23 (RS)	at South Carolina (NR/NR)	61-56 (ot)	+5	W		18-8	9-3	15,093	Rhodes - 24	Varnado - 12
2-27	AUBURN (NR/NR)	89-78	+11	W		19-8	10-3	9,416	Rhodes - 30	Rhodes, Varnado - 9
3-1 (CBS)	at Florida (NR/NR)	68-59	+9	W		20-8	11-3	12,127	Hansbrough - 20	Varnado - 11
3-5	at Vanderbilt (#25/#16)	85-86 (ot)	-1		L	20-9	11-4	14,316	Gordon - 24	Rhodes - 14
3-8 (RS)	LSU (#25/NR)	84-75	+9	W		21-9	12-4	9,197	Rhodes - 27	Rhodes - 10
3-14 (RS)	!Alabama (NR/NR)	69-67 (ot)	+2	W		22-9		20,125	Gordon - 23	Varnado - 11
3-15 (RS)	!Georgia (NR/NR)	60-64	-4		L	22-10		2,517	Rhodes - 22	Three players - 6

# - Anaheim Classic (Anaheim, CA); \* - Coors Classic (Mobile, AL); ^ - at Jackson, Miss. (Mississippi Coliseum); ! - SEC Tournament (Atlanta, GA)

## MISCELLANEOUS MSU INDIVIDUAL STATISTICS

Games Scoring in Double Figures: Gordon 27, Rhodes 26, Stewart 20, Hansbrough 13, Varnado 10, Turner 4, Benock 2, B. Johnson 1, R. Johnson 1.

Games Scoring 20+ Points: Gordon 15, Rhodes 10, Hansbrough 3, Stewart 2.

Games Scoring 30+ Points: Rhodes 1.

Games Rebounding in Double Figures: Varnado 10, Rhodes 9, Gordon 3, Stewart 1, Turner 1.

Games with Double Figures in Assists: Gordon 1.

Games with Double Figures in Points & Rebounds/Assists/Blocks: Rhodes 9, Varnado 6 (1 triple-double), Gordon 3, Stewart 1, Turner 1.

Games as Team's High Scorer (or co-leader): Gordon 16, Rhodes 10, Stewart 4, Hansbrough 3, Varnado 1, Turner 1.

Games as Team's High Rebounder (or co-leader): Varnado 15, Rhodes 13, Gordon 6, Stewart 4, Turner 2.

Games as Team's Leader in Assists (or co-leader): Gordon 26, Stewart 7, Hansbrough 7, Turner 1, Benock 1.

## MISSISSIPPI STATE'S RECORD WHEN...

MSU leads at halftime	19-2
MSU trails at halftime	3-6
MSU is tied at halftime	0-2
MSU shoots 45% or better from field	14-2
MSU shoots less than 45% from field	8-8
MSU opponent shoots less than 45% from field	20-8
MSU opponent shoots 45% or better from field	2-2
MSU outrebounds (or ties) the opponent	19-6
MSU is outrebounded by the opponent	3-4
MSU commits fewer turnovers than opponent	7-2
MSU commits more turnovers than opponent	14-8
MSU commits same number of turnovers as opponent	1-0
MSU wins the opening tip-off	19-7
MSU loses the opening tip-off	3-3
MSU holds opponent to 65 points or less	13-3
MSU is involved in games decided by 5 points or less	3-5

## MSU'S RECORD BY STARTING LINEUP

Gordon, Hansbrough, Rhodes, Stewart, Varnado	14-7
Gordon, Rhodes, Stewart, Turner, Varnado	4-2
Gordon, Hansbrough, Stewart, Turner, Varnado	4-1

## MISCELLANEOUS MSU WIN-LOSS RECORDS

All Games	22-10
Home Games	12-3
Road Games	7-4
Neutral-site Games	3-3
Non-SEC Games	9-5
Non-SEC Home Games	5-2
Non-SEC Road Games	2-1
Non-SEC Neutral Games	2-2
SEC Regular Season	12-4
SEC Home Games	7-1
SEC Road Games	5-3
SEC Western Division	9-2
SEC Eastern Division	4-3
SEC Tournament Games	1-1
In-season Tournament Games	1-2
November Games	3-3
December Games	5-2
January Games	6-1
February Games	5-2
March Games	3-2
Monday Games	0-0
Tuesday Games	1-0
Wednesday Games	4-3
Thursday Games	1-2
Friday Games	2-1
Saturday Games	13-3
Sunday Games	1-1
Overtime Games	2-1
Television Games	14-9
vs. Ranked Opponents	1-3



**Largest Lead Surrendered in Loss:**  
13 at South Alabama (57-44)

**Largest Halftime Lead Surrendered in Loss:**  
2 at South Alabama (32-30)

**Largest Deficit Overcome in Win:**  
9 vs. Alabama-SECT (36-27, 42-33 & 44-35)

**Largest Halftime Deficit Overcome in Win:**  
7 vs. Alabama-SECT (36-29)

**Largest Lead At Any Time:**  
36 vs Louisiana Tech (75-39)

**Largest Deficit At Any Time:**  
20 at Arkansas (78-58)

Charles Rhodes	60
Jarvis Varnado	40
Jamont Gordon	17
Brian Johnson	9
Raven Johnson	6
Barry Stewart	4
Phil Turner	1
<b>TEAM TOTAL</b>	<b>137</b>

Jamont Gordon	7
Barry Stewart	4
Elgin Bailey	3
Jarvis Varnado	3
Brian Johnson	1
Charles Rhodes	1
Ben Hansbrough	1
Riley Benock	1
<b>TEAM TOTAL</b>	<b>21</b>

All games\*: 275,311 in 32 games -- 8,603 per game  
Home games\*: 139,305 in 15 games -- 9,287 per game  
Away games: 105,039 in 11 games -- 9,549 per game  
Neutral-site games: 30,967 in 6 games -- 5,161 per game  
\* - Home attendance based on total tickets sold/distributed

**Largest Lead Surrendered in Loss:**  
8 at Vanderbilt (46-38)

**Largest Halftime Lead Surrendered in Loss:**  
--

**Largest Deficit Overcome in Win:**  
6 at South Carolina (38-32)

**Largest Halftime Deficit Overcome in Win:**  
1 vs. LSU-H (43-42) & at South Carolina (21-20)

**Largest Lead At Any Time:**  
23 at Auburn (83-60)

**Largest Deficit At Any Time:**  
20 at Arkansas (78-58)

Charles Rhodes .....	26
Jarvis Varnado .....	25
Jamont Gordon .....	10
Ravern Johnson .....	3
Brian Johnson .....	2
Barry Stewart .....	2
<b>TEAM TOTAL .....</b>	<b>68</b>

Jamont Gordon	3
Jarvis Varnado	3
Elgin Bailey	2
Barry Stewart	1
Charles Rhodes	1
Riley Benock	1
<b>TEAM TOTAL</b>	<b>11</b>

All games\*: 172,837 in 16 games -- 10,802 per game  
Home games\*: 77,585 in 8 games -- 9,698 per game  
Away games: 95,252 in 8 games -- 11,907 per game  
Neutral-site games: --  
\* - Home attendance based on total tickets sold/distributed

Diff.	1	2	3	4	5	6	7	8	9	10	11	12	13	14	15	16	17	18	19	20	21+
Won		1			2	1	1		2	1	2	1			1	1	1		1	1	6
Lost	1	1		2	1	1	1				1			1						1	

[illegible]

# 2007-08 MISSISSIPPI STATE BASKETBALL SUPERLATIVES

## TEAM SUPERLATIVES

	<i>MSU High</i>	<i>MSU Low</i>	<i>Opponent High</i>	<i>Opponent Low</i>
Points Scored	.95 vs Texas A&M-Corpus Christi	49 vs Southern Illinois	86 by Vanderbilt	39 by LSU-A
Points, 1st Half	.51 vs Texas A&M-Corpus Christi	20 vs South Carolina	43 by LSU-H & Arkansas-A	14 by Louisiana Tech
Points, 2nd Half	.50 vs Mississippi-H & Clemson	21 vs Southern Illinois	45 by Clemson	19 by UC Irvine
Scoring Margin	..+31 vs Loyola Marymount (85-54)	-20 vs Arkansas-A (58-78)	+20 by Arkansas-A (78-58)	-31 by Loyola Marymount (54-85)
FG Made	..34 vs Mississippi-H & LMU	18 vs Southern Illinois	30 by Vanderbilt	14 by LSU-A
FG Attempted	..71 vs Louisiana Tech	42 vs Southern Illinois	78 by UT Martin	44 by Alabama-A
FG Percentage	..60.0 vs Auburn-H (33-55)	32.8 vs Georgia-SECT (19-58)	49.1 by South Alabama (26-53)	21.2 by LSU-A (14-66)
3-pt FG Made	..12 vs Alabama-A	3 vs Miami [OH]	15 by Vanderbilt	1 by Southeastern Louisiana
3-pt FG Attempted	..30 vs South Alabama	13 vs Arkansas-H	38 by Vanderbilt	11 by Southeastern Louisiana
3-pt FG Percentage	..56.3 vs A&M-Corpus Christi (9-16)	18.8 vs Miami [OH] (3-16)	58.8 by South Alabama (10-17)	9.1 by Southeastern Louisiana (1-11)
FT Made	..23 vs Arkansas-H & Auburn-A	4 vs Alabama-A	28 by Clemson	3 by Murray State
FT Attempted	..33 vs Kentucky	9 vs Southern Illinois	38 by Clemson	4 by Murray State
FT Percentage	..88.5 vs Auburn-A (23-26)	30.8 vs Alabama-A & LMU	100.0 by Vanderbilt (11-11)	42.9 by South Alabama (9-21)
Rebounds	..51 vs Clemson	29 vs Southern Illinois	52 by Louisiana Tech	24 by Southeastern La. & SIU
Off. Rebounds	..21 vs Clemson	7 vs four teams	21 by three teams	6 by Southeastern La. & SIU
Def. Rebounds	..38 vs UT Martin	20 vs Southern Illinois	37 by Louisiana Tech	13 by Auburn-H&A
Rebound Margin	..+19 vs Auburn-A (46-27)	-13 vs Georgia-SECT (33-46)	+13 by Georgia-SECT (46-33)	-19 by Auburn-A (27-46)
Assists	..25 vs Loyola Marymount	5 vs Arkansas-A	20 by Vanderbilt	4 by LSU-A
Turnovers	..25 vs UT Martin	4 vs Louisiana Tech	23 by Loyola Marymount	4 by Auburn-H
Blocked Shots	..16 vs Georgia	3 vs Alabama-A & Southern Ill.	7 by Arkansas-H & Alabama-A	0 by Loyola Marymount
Steals	..14 vs Loyola Marymount	2 vs three teams	13 by Auburn-A & L. Marymount	0 by Texas A&M-Corpus Christi
Personal Fouls	..28 vs Clemson	10 vs Murray State	29 by Missouri	11 by Auburn-H
Dunks	..10 vs Auburn-H	1 vs Arkansas-A & UC Irvine		

## INDIVIDUAL SUPERLATIVES

	<i>MSU Player High</i>	<i>Opponent Player High</i>
Points Scored	..30 by Charles Rhodes vs Auburn-H	42 by Shan Foster (Vanderbilt)
Field Goals Made	..12 by Charles Rhodes vs Mississippi-H	16 by Shan Foster (Vanderbilt)
Field Goals Attempted	..19 by Jamont Gordon vs three teams	27 by Marcus Thornton (LSU-H)
Field Goal Pct. (min 10 FGA)	..85.7 by Charles Rhodes vs Mississippi-H (12-14)	82.4 by Demetric Bennett (South Alabama; 14-17)
3-Point Field Goals Made	..6 by Barry Stewart vs Tennessee	9 by Shan Foster (Vanderbilt)
3-Point Field Goals Attempted	..11 by Jamont Gordon vs Mississippi-A	15 by Shan Foster (Vanderbilt)
3-Point Field Goal Pct. (min 5 FGA)	..80.0 by Riley Benock vs Mississippi-H (4-5)	100.0 by Demetric Bennett (South Alabama; 6-6)
Free Throws Made	..11 by Jamont Gordon vs Auburn-A	9 by Randal Falker (Southern Illinois); 9 by Michael Bramos (Miami [OH])
Free Throws Attempted	..12 by Jamont Gordon vs Auburn-A	11 by Michael Bramos (Miami [OH])
Free Throw Pct. (min 8 FTA)	..91.7 by Jamont Gordon vs Auburn-A (11-12)	100.0 by Demontez Stitt (Clemson; 8-8); 100.0 by Ramel Bradley (Kentucky; 8-8)
Rebounds	..17 by Jarvis Varnado vs LSU-A	16 by Dwayne Curtis (Mississippi-A)
Offensive Rebounds	..6 by Jarvis Varnado vs Clemson	8 by Dwayne Curtis (Mississippi-A)
Defensive Rebounds	..13 by Jarvis Varnado vs UT Martin	13 by Kyle Gibson (Louisiana Tech)
Assists	..10 by Jamont Gordon vs Alabama-H	10 by Tyler Dierkers (Miami [OH])
Turnovers	..8 by Jamont Gordon vs Auburn-A	7 by Richard Hendrix (Alabama-A)
Blocked Shots	..10 by Jarvis Varnado vs three teams	5 by Steven Hill (Arkansas-H)
Steals	..5 by Barry Stewart vs Alabama-SECT	6 by Bryan Mullins (Southern Illinois); 6 by Frank Tolbert (Auburn-A)

Mississippi State Men's Basketball  
Mississippi State Team High/Low Analysis (as of Mar 16, 2008)  
All games

Mississippi State - TEAM GAME HIGHS

POINTS.....	95	at Texas A&M-Corpus Christi (12-21-07)
	89	AUBURN (02-27-08)
	88	MISSISSIPPI (01-26-08)
	87	MISSOURI (12-30-07)
	86	UT MARTIN (11-17-07)
FIELD GOALS MADE.....	34	MISSISSIPPI (01-26-08)
	34	at Loyola Marymount (12-19-07)
FIELD GOAL ATTEMPTS.....	71	LOUISIANA TECH (11-10-07)
	64	at Vanderbilt (03-05-08)
	64	CLEMSON (11-15-07)
FIELD GOAL PERCENTAGE.....	.600 (33-55)	AUBURN (02-27-08)
	.586 (34-58)	at Loyola Marymount (12-19-07)
3 PT FIELD GOALS MADE.....	12	at Alabama (01-19-08)
	11	AUBURN (02-27-08)
3 PT FG ATTEMPTS.....	30	at South Alabama (12-15-07)
	27	vs Lafayette (01-05-08)
3 PT FG PERCENTAGE.....	.563 ( 9-16)	at Texas A&M-Corpus Christi (12-21-07)
	.478 (11-23)	AUBURN (02-27-08)
FREE THROWS MADE.....	23	ARKANSAS (02-16-08)
	23	at Auburn (02-09-08)
FREE THROW ATTEMPTS.....	33	KENTUCKY (01-15-08)
	32	at Texas A&M-Corpus Christi (12-21-07)
FREE THROW PERCENTAGE.....	.885 (23-26)	at Auburn (02-09-08)
	.833 (20-24)	LSU (03-08-08)
REBOUNDS.....	51	CLEMSON (11-15-07)
	50	UT MARTIN (11-17-07)
ASSISTS.....	25	at Loyola Marymount (12-19-07)
	22	AUBURN (02-27-08)
STEALS.....	14	at Loyola Marymount (12-19-07)
	13	at South Alabama (12-15-07)
BLOCKED SHOTS.....	16	GEORGIA (01-12-08)
	15	KENTUCKY (01-15-08)
TURNOVERS.....	25	UT MARTIN (11-17-07)
	24	at Auburn (02-09-08)
FOULS.....	28	CLEMSON (11-15-07)
	24	at South Alabama (12-15-07)

Mississippi State Men's Basketball  
Mississippi State High/Low Analysis (as of Mar 16, 2008)  
All games

Opponent - GAME HIGHS

POINTS.....	86	at Vanderbilt (03-05-08)
	84	CLEMSON (11-15-07)
	78	AUBURN (02-27-08)
	78	at Arkansas (01-30-08)
	76	TENNESSEE (02-02-08)
FIELD GOALS MADE.....	30	at Vanderbilt (03-05-08)
	29	at Mississippi (02-20-08)
	29	ARKANSAS (02-16-08)
FIELD GOAL ATTEMPTS.....	78	UT MARTIN (11-17-07)
	76	at Vanderbilt (03-05-08)
	76	MISSISSIPPI (01-26-08)
FIELD GOAL PERCENTAGE.....	.491 (26-53)	at South Alabama (12-15-07)
	.462 (24-52)	vs Miami (OH) (11-25-07)
3 PT FIELD GOALS MADE.....	15	at Vanderbilt (03-05-08)
	12	AUBURN (02-27-08)
	12	TENNESSEE (02-02-08)
3 PT FG ATTEMPTS.....	38	at Vanderbilt (03-05-08)
	36	at South Carolina (02-23-08)
	36	UT MARTIN (11-17-07)
3 PT FG PERCENTAGE.....	.588 (10-17)	at South Alabama (12-15-07)
	.458 (11-24)	at Texas A&M-Corpus Christi (12-21-07)
FREE THROWS MADE.....	28	CLEMSON (11-15-07)
	25	at Arkansas (01-30-08)
FREE THROW ATTEMPTS.....	38	CLEMSON (11-15-07)
	30	at Arkansas (01-30-08)
FREE THROW PERCENTAGE.....	1.000 (11-11)	at Vanderbilt (03-05-08)
	.944 (17-18)	vs Southern Illinois (11-23-07)
REBOUNDS.....	52	LOUISIANA TECH (11-10-07)
	46	vs Georgia (03-15-08)
ASSISTS.....	20	at Vanderbilt (03-05-08)
	19	MISSOURI (12-30-07)
STEALS.....	13	at Auburn (02-09-08)
	13	at Loyola Marymount (12-19-07)
BLOCKED SHOTS.....	7	ARKANSAS (02-16-08)
	7	at Alabama (01-19-08)
TURNOVERS.....	23	at Loyola Marymount (12-19-07)
	22	SOUTHEASTERN LOUISIANA (12-08-07)
	22	LOUISIANA TECH (11-10-07)
FOULS.....	29	MISSOURI (12-30-07)
	26	TENNESSEE (02-02-08)

Mississippi State Men's Basketball  
Mississippi State High/Low Analysis (as of Mar 16, 2008)  
All games

Mississippi State - GAME LOWS

POINTS.....	49	vs Southern Illinois (11-23-07)
	58	MIAMI (FL) (12-13-07)
	58	at Arkansas (01-30-08)
	60	vs Miami (OH) (11-25-07)
	60	GEORGIA (01-12-08)
	60	vs Georgia (03-15-08)
FIELD GOALS MADE.....	18	vs Southern Illinois (11-23-07)
	19	vs Georgia (03-15-08)
FIELD GOAL ATTEMPTS.....	42	vs Southern Illinois (11-23-07)
	47	TENNESSEE (02-02-08)
FIELD GOAL PERCENTAGE.....	.328 (19-58)	vs Georgia (03-15-08)
	.377 (23-61)	MIAMI (FL) (12-13-07)
	.377 (23-61)	at South Alabama (12-15-07)
3 PT FIELD GOALS MADE.....	3	vs Miami (OH) (11-25-07)
	4	MURRAY STATE (12-01-07)
	4	at LSU (01-09-08)
	4	GEORGIA (01-12-08)
	4	at Vanderbilt (03-05-08)
	4	vs Alabama (03-14-08)
3 PT FG ATTEMPTS.....	13	ARKANSAS (02-16-08)
	15	MURRAY STATE (12-01-07)
3 PT FG PERCENTAGE.....	.188 ( 3-16)	vs Miami (OH) (11-25-07)
	.200 ( 4-20)	GEORGIA (01-12-08)
	.200 ( 4-20)	vs Alabama (03-14-08)
FREE THROWS MADE.....	4	at Alabama (01-19-08)
	6	vs Southern Illinois (11-23-07)
	6	MIAMI (FL) (12-13-07)
FREE THROW ATTEMPTS.....	9	vs Southern Illinois (11-23-07)
	10	MIAMI (FL) (12-13-07)
FREE THROW PERCENTAGE.....	.308 ( 4-13)	at Alabama (01-19-08)
	.308 ( 8-26)	at Loyola Marymount (12-19-07)
REBOUNDS.....	29	vs Southern Illinois (11-23-07)
	32	TENNESSEE (02-02-08)
ASSISTS.....	5	at Arkansas (01-30-08)
	9	at Mississippi (02-20-08)
	9	at Vanderbilt (03-05-08)
	9	LSU (03-08-08)
STEALS.....	2	KENTUCKY (01-15-08)
	2	AUBURN (02-27-08)
	2	LSU (03-08-08)
BLOCKED SHOTS.....	3	vs Southern Illinois (11-23-07)
	3	at Alabama (01-19-08)
TURNOVERS.....	4	LOUISIANA TECH (11-10-07)
	6	vs Georgia (03-15-08)
FOULS.....	10	MURRAY STATE (12-01-07)
	12	ALABAMA (02-06-08)
	12	AUBURN (02-27-08)

Mississippi State Men's Basketball  
Mississippi State High/Low Analysis (as of Mar 16, 2008)  
All games

Opponent - GAME LOWS

POINTS.....	39	at LSU (01-09-08)
	45	LOUISIANA TECH (11-10-07)
	49	GEORGIA (01-12-08)
	53	vs UC Irvine (11-22-07)
	53	vs Lafayette (01-05-08)
FIELD GOALS MADE.....	14	at LSU (01-09-08)
	16	GEORGIA (01-12-08)
FIELD GOAL ATTEMPTS.....	44	at Alabama (01-19-08)
	45	vs Southern Illinois (11-23-07)
FIELD GOAL PERCENTAGE.....	.212 (14-66)	at LSU (01-09-08)
	.246 (16-65)	GEORGIA (01-12-08)
3 PT FIELD GOALS MADE.....	1	SOUTHEASTERN LOUISIANA (12-08-07)
	2	at LSU (01-09-08)
	2	at Alabama (01-19-08)
3 PT FG ATTEMPTS.....	11	SOUTHEASTERN LOUISIANA (12-08-07)
	12	vs Miami (OH) (11-25-07)
3 PT FG PERCENTAGE.....	.091 ( 1-11)	SOUTHEASTERN LOUISIANA (12-08-07)
	.118 ( 2-17)	at LSU (01-09-08)
FREE THROWS MADE.....	3	MURRAY STATE (12-01-07)
	5	LOUISIANA TECH (11-10-07)
FREE THROW ATTEMPTS.....	4	MURRAY STATE (12-01-07)
	10	LOUISIANA TECH (11-10-07)
FREE THROW PERCENTAGE.....	.429 ( 9-21)	at South Alabama (12-15-07)
	.500 ( 5-10)	LOUISIANA TECH (11-10-07)
REBOUNDS.....	24	vs Southern Illinois (11-23-07)
	24	SOUTHEASTERN LOUISIANA (12-08-07)
ASSISTS.....	4	at LSU (01-09-08)
	6	GEORGIA (01-12-08)
STEALS.....	0	at Texas A&M-Corpus Christi (12-21-07)
	1	at Florida (03-01-08)
BLOCKED SHOTS.....	0	at Loyola Marymount (12-19-07)
	1	UT MARTIN (11-17-07)
	1	vs UC Irvine (11-22-07)
	1	vs Miami (OH) (11-25-07)
	1	at South Alabama (12-15-07)
	1	GEORGIA (01-12-08)
	1	at South Carolina (02-23-08)
	1	at Vanderbilt (03-05-08)
TURNOVERS.....	4	AUBURN (02-27-08)
	6	MISSISSIPPI (01-26-08)
FOULS.....	11	AUBURN (02-27-08)
	12	MIAMI (FL) (12-13-07)

Mississippi State Men's Basketball  
Mississippi State Player High/Low Analysis (as of Mar 16, 2008)  
All games

Mississippi State - INDIVIDUAL GAME HIGHS

Points.....	30	Rhodes, Charles vs Auburn (02-27-08)
	27	Rhodes, Charles vs LSU (03-08-08)
	26	Rhodes, Charles vs Mississippi (01-26-08)
	26	Rhodes, Charles at Texas A&M-Corpus Christi (12-21-07)
	25	Gordon, Jamont at Loyola Marymount (12-19-07)
	25	Gordon, Jamont vs Southeastern Louisiana (12-08-07)
	25	Rhodes, Charles vs Miami (OH) (11-25-07)
Field Goals Made.....	12	Rhodes, Charles vs Mississippi (01-26-08)
	11	Rhodes, Charles vs Auburn (02-27-08)
	11	Rhodes, Charles at South Carolina (02-23-08)
	11	Rhodes, Charles vs Miami (OH) (11-25-07)
Field Goal Att.....	19	Gordon, Jamont at Vanderbilt (03-05-08)
	19	Gordon, Jamont vs Lafayette (01-05-08)
	19	Gordon, Jamont vs Miami (FL) (12-13-07)
FG Pct (min 5 made).....	1.000 ( 5-5 )	Varnado, Jarvis vs Lafayette (01-05-08)
	.875 ( 7-8 )	Rhodes, Charles vs Southeastern Louisiana (12-08-07)
3-Point FG Made.....	6	Stewart, Barry vs Tennessee (02-02-08)
	5	Gordon, Jamont vs Kentucky (01-15-08)
	5	Hansbrough, Ben vs Lafayette (01-05-08)
	5	Gordon, Jamont at Loyola Marymount (12-19-07)
	5	Stewart, Barry vs Miami (FL) (12-13-07)
3-Point FG Att.....	11	Gordon, Jamont at Mississippi (02-20-08)
	10	Gordon, Jamont vs Tennessee (02-02-08)
	10	Hansbrough, Ben at South Alabama (12-15-07)
3-Pt FG Pct (min 2 made).....	1.000 ( 3-3 )	Turner, Phil at Texas A&M-Corpus Christi (12-21-07)
	1.000 ( 3-3 )	Benock, Riley vs UT Martin (11-17-07)
	1.000 ( 2-2 )	Johnson, Ravern at Texas A&M-Corpus Christi (12-21-07)
	1.000 ( 2-2 )	Augustus, Kodi vs Southeastern Louisiana (12-08-07)
Free Throws Made.....	11	Gordon, Jamont at Auburn (02-09-08)
	9	Gordon, Jamont vs Alabama (03-14-08)
	9	Rhodes, Charles vs LSU (03-08-08)
Free Throw Att.....	12	Gordon, Jamont at Auburn (02-09-08)
	11	Gordon, Jamont vs Alabama (03-14-08)
FT Pct (min 3 made).....	1.000 ( 7-7 )	Rhodes, Charles at Auburn (02-09-08)
	1.000 ( 6-6 )	Hansbrough, Ben vs Georgia (03-15-08)
	1.000 ( 6-6 )	Stewart, Barry vs Arkansas (02-16-08)
	1.000 ( 6-6 )	Rhodes, Charles vs Murray State (12-01-07)
	1.000 ( 5-5 )	Stewart, Barry vs Missouri (12-30-07)
	1.000 ( 4-4 )	Hansbrough, Ben at Florida (03-01-08)
	1.000 ( 4-4 )	Varnado, Jarvis vs Mississippi (01-26-08)
	1.000 ( 4-4 )	Hansbrough, Ben vs UT Martin (11-17-07)
	1.000 ( 4-4 )	Stewart, Barry vs Clemson (11-15-07)
	1.000 ( 4-4 )	Gordon, Jamont vs Louisiana Tech (11-10-07)
	1.000 ( 3-3 )	Hansbrough, Ben vs Auburn (02-27-08)
	1.000 ( 3-3 )	Hansbrough, Ben at South Carolina (02-23-08)
	1.000 ( 3-3 )	Gordon, Jamont vs Georgia (01-12-08)
Rebounds.....	17	Varnado, Jarvis at LSU (01-09-08)
	16	Varnado, Jarvis vs UT Martin (11-17-07)
Assists.....	10	Gordon, Jamont vs Alabama (02-06-08)
	8	Gordon, Jamont vs Arkansas (02-16-08)
	8	Gordon, Jamont at Auburn (02-09-08)
Steals.....	5	Stewart, Barry vs Alabama (03-14-08)
	4	Gordon, Jamont at Florida (03-01-08)

	4	Stewart, Barry vs Murray State (12-01-07)
Blocked Shots.....	10	Varnado, Jarvis vs Kentucky (01-15-08)
	10	Varnado, Jarvis vs Georgia (01-12-08)
	10	Varnado, Jarvis vs Miami (FL) (12-13-07)
Turnovers.....	8	Gordon, Jamont at Auburn (02-09-08)
	7	Gordon, Jamont at South Carolina (02-23-08)
Fouls.....	5	Varnado, Jarvis at Vanderbilt (03-05-08)
	5	Varnado, Jarvis at South Carolina (02-23-08)
	5	Gordon, Jamont at South Carolina (02-23-08)
	5	Hansbrough, Ben vs Arkansas (02-16-08)
	5	Stewart, Barry at Arkansas (01-30-08)
	5	Hansbrough, Ben vs Missouri (12-30-07)
	5	Turner, Phil at South Alabama (12-15-07)
	5	Varnado, Jarvis at South Alabama (12-15-07)
	5	Rhodes, Charles vs Southeastern Louisiana (12-08-07)
	5	Varnado, Jarvis vs Southeastern Louisiana (12-08-07)
	5	Rhodes, Charles vs Southern Illinois (11-23-07)
	5	Stewart, Barry vs Clemson (11-15-07)
	5	Varnado, Jarvis vs Clemson (11-15-07)



Mississippi State Men's Basketball  
Mississippi State High/Low Analysis (as of Mar 16, 2008)  
All games

OPPONENT INDIVIDUAL GAME HIGHS

Points.....	42	FOSTER, Shan at Vanderbilt (03-05-08)
	39	Bennett, Demetric at South Alabama (12-15-07)
	38	Thornton, Marcus vs LSU (03-08-08)
	31	Prowell, Quan vs Auburn (02-27-08)
	30	BRAMOS, Michael vs Miami (OH) (11-25-07)
Field Goals Made.....	16	FOSTER, Shan at Vanderbilt (03-05-08)
	14	Bennett, Demetric at South Alabama (12-15-07)
Field Goal Att.....	27	Thornton, Marcus vs LSU (03-08-08)
	25	FOSTER, Shan at Vanderbilt (03-05-08)
FG Pct (min 5 made).....	.833 ( 5-6 )	Joshua Bone vs Southern Illinois (11-23-07)
	.824 (14-17)	Bennett, Demetric at South Alabama (12-15-07)
3-Point FG Made.....	9	FOSTER, Shan at Vanderbilt (03-05-08)
	7	Prowell, Quan vs Auburn (02-27-08)
3-Point FG Att.....	15	FOSTER, Shan at Vanderbilt (03-05-08)
	12	Riley, Mykal vs Alabama (03-14-08)
	12	Thornton, Marcus vs LSU (03-08-08)
	12	Hudson, Lester vs UT Martin (11-17-07)
3-Pt FG Pct (min 2 made).....	1.000 ( 6-6 )	Bennett, Demetric at South Alabama (12-15-07)
	1.000 ( 3-3 )	Reynolds, Justin at Texas A&M-Corpus Christi (12-21-07)
	1.000 ( 2-2 )	Torrance, Mikhail vs Alabama (02-06-08)
	1.000 ( 2-2 )	Smith, Tyler vs Tennessee (02-02-08)
Free Throws Made.....	9	BRAMOS, Michael vs Miami (OH) (11-25-07)
	9	Randal Falker vs Southern Illinois (11-23-07)
Free Throw Att.....	11	BRAMOS, Michael vs Miami (OH) (11-25-07)
	10	Randolph, Anthony vs LSU (03-08-08)
	10	Abdullah, Bilal vs Lafayette (01-05-08)
	10	Randal Falker vs Southern Illinois (11-23-07)
	10	Gibson, Kyle vs Louisiana Tech (11-10-07)
FT Pct (min 3 made).....	1.000 ( 8-8 )	Bradley, Ramel vs Kentucky (01-15-08)
	1.000 ( 8-8 )	Stitt, Demontez vs Clemson (11-15-07)
	1.000 ( 7-7 )	DEADWILER, Shawn at Loyola Marymount (12-19-07)
	1.000 ( 6-6 )	Gaines, Sundiata vs Georgia (03-15-08)
	1.000 ( 6-6 )	OGILVY, A.J. at Vanderbilt (03-05-08)
	1.000 ( 6-6 )	Thornton, Marcus at LSU (01-09-08)
	1.000 ( 5-5 )	Hudson, Lester vs UT Martin (11-17-07)
	1.000 ( 4-4 )	Riley, Mykal vs Alabama (03-14-08)
	1.000 ( 4-4 )	Lofton, Chris vs Tennessee (02-02-08)
	1.000 ( 4-4 )	Townes, Darian at Arkansas (01-30-08)
	1.000 ( 4-4 )	Ervin, Gary at Arkansas (01-30-08)
	1.000 ( 4-4 )	Curtis, Dwayne vs Mississippi (01-26-08)
	1.000 ( 4-4 )	Asbury, Brian vs Miami (FL) (12-13-07)
	1.000 ( 4-4 )	Sullivan, Patrick vs Southeastern Louisiana (12-08-07)
	1.000 ( 4-4 )	Matt Shaw vs Southern Illinois (11-23-07)
	1.000 ( 4-4 )	Bryan Mullins vs Southern Illinois (11-23-07)
	1.000 ( 4-4 )	Rivers, K.C. vs Clemson (11-15-07)
	1.000 ( 3-3 )	Robertson, Quantez at Auburn (02-09-08)
	1.000 ( 3-3 )	Perkins, Kevin at Texas A&M-Corpus Christi (12-21-07)
	1.000 ( 3-3 )	Green, Kevyn vs Southeastern Louisiana (12-08-07)
	1.000 ( 3-3 )	Grant, Jerai vs Clemson (11-15-07)
Rebounds.....	16	Curtis, Dwayne at Mississippi (02-20-08)
	15	Gibson, Kyle vs Louisiana Tech (11-10-07)
Assists.....	10	DIERKERS, Tyler vs Miami (OH) (11-25-07)
	8	Bryan Mullins vs Southern Illinois (11-23-07)
Steals.....	6	Tolbert, Frank at Auburn (02-09-08)
	6	Bryan Mullins vs Southern Illinois (11-23-07)

Blocked Shots.....	5	Hill, Steven vs Arkansas (02-16-08)
	4	Graham, Jimmy vs Miami (FL) (12-13-07)
Turnovers.....	7	Hendrix, Richard at Alabama (01-19-08)
	5	Thomas, Charles vs Arkansas (02-16-08)
	5	Bradley, Ramel vs Kentucky (01-15-08)
	5	Betley, Matt vs Lafayette (01-05-08)
	5	Detmer, Ted vs Lafayette (01-05-08)
	5	SUTTON, Terron at Loyola Marymount (12-19-07)
	5	Green, Kevyn vs Southeastern Louisiana (12-08-07)
	5	Span, Warrell vs Southeastern Louisiana (12-08-07)
	5	Robinson, Gerald vs UT Martin (11-17-07)
	5	Stitt, Demontez vs Clemson (11-15-07)
Fouls.....	5	Gaines, Sundiata vs Georgia (03-15-08)
	5	OGILVY, A.J. at Vanderbilt (03-05-08)
	5	Werner, Dan at Florida (03-01-08)
	5	Archie, Dominique at South Carolina (02-23-08)
	5	Thomas, Charles vs Arkansas (02-16-08)
	5	Hunter, Vincent vs Arkansas (02-16-08)
	5	Prowell, Quan at Auburn (02-09-08)
	5	Hendrix, Richard vs Alabama (02-06-08)
	5	Stevenson, Perry vs Kentucky (01-15-08)
	5	Humphrey, Billy vs Georgia (01-12-08)
	5	Hannah, Stefhon vs Missouri (12-30-07)
	5	Carroll, DeMarre vs Missouri (12-30-07)
	5	JOHNSON, Orlando at Loyola Marymount (12-19-07)
	5	Davis, Brandon at South Alabama (12-15-07)
	5	POLLITZ, Eric vs Miami (OH) (11-25-07)

# 2007-08 MISSISSIPPI STATE GAME-BY-GAME TEAM STATISTICS

<u>Opponent</u>	<u>Score</u>	<u>1H/2H/OT</u>	<u>FGM-FGA</u>	<u>Pct</u>	<u>3GM-3GA</u>	<u>Pct</u>	<u>FTM-FTA</u>	<u>Pct</u>	<u>OR-DR-TR</u>	<u>PF-D</u>	<u>A</u>	<u>TO</u>	<u>BS</u>	<u>ST</u>
Louisiana Tech	45	14/31	17-62	.274	6-20	.300	5-10	.500	15-37-52	18-0	7	22	3	3
@Mississippi State	75	30/45	27-71	.380	8-25	.320	13-20	.650	12-34-46	13-0	13	4	10	6
Clemson	84	39/45	24-70	.343	8-21	.381	28-38	.737	21-21-42	22-0	14	13	3	9
@Mississippi State	82	32/50	28-64	.438	7-24	.292	19-31	.613	21-30-51	28-2	10	19	10	5
UT Martin	70	30/40	25-78	.321	11-36	.306	9-14	.643	19-19-38	21-0	11	14	1	9
@Mississippi State	86	41/45	33-60	.550	10-22	.455	10-16	.625	12-38-50	14-0	21	25	9	6
Mississippi State#	68	41/27	24-55	.436	7-18	.389	13-20	.650	12-31-43	17-0	13	17	5	6
UC Irvine	53	34/19	19-54	.352	3-17	.176	12-18	.667	9-22-31	21-0	11	13	1	7
Mississippi State#	49	28/21	18-42	.429	7-20	.350	6-9	.667	9-20-29	18-1	11	21	3	5
Southern Illinois	63	32/31	20-45	.444	6-17	.353	17-18	.944	6-18-24	17-0	15	12	2	9
Mississippi State#	60	24/36	24-54	.444	3-16	.188	9-13	.692	13-23-36	18-0	10	15	8	4
Miami [OH]	67	29/38	24-52	.462	5-12	.417	14-23	.609	9-20-29	15-1	18	7	1	5
Murray State	61	24/37	27-62	.435	4-15	.267	3-4	.750	13-16-29	18-0	9	15	4	9
@Mississippi State	78	39/39	28-54	.519	4-15	.267	18-23	.783	14-22-36	10-0	13	14	7	11
Southeastern Louisiana	59	27/32	23-54	.426	1-11	.091	12-15	.800	6-18-24	17-0	7	22	2	11
@Mississippi State	84	41/43	32-61	.525	7-18	.389	13-19	.684	13-26-39	15-2	10	21	6	11
Miami [FL]	64	27/37	23-66	.348	8-20	.400	10-12	.833	13-30-43	12-0	8	9	6	3
@Mississippi State	58	28/30	23-61	.377	6-24	.250	6-10	.600	9-31-40	14-0	10	10	12	4
Mississippi State*	67	32/35	23-61	.377	9-30	.300	12-24	.500	16-26-42	24-2	16	16	7	13
@South Alabama	71	30/41	26-53	.491	10-17	.588	9-21	.429	10-29-39	20-1	17	18	1	8
Mississippi State	85	40/45	34-58	.586	9-23	.391	8-26	.308	13-33-46	20-0	25	22	12	14
@Loyola Marymount	54	22/32	19-57	.333	3-15	.200	13-20	.650	10-22-32	22-1	13	23	0	13
Mississippi State	95	51/44	32-63	.508	9-16	.563	22-32	.688	19-25-44	19-0	18	10	6	8
@A&M-Corpus Christi	70	40/30	21-55	.382	11-24	.458	17-22	.773	13-16-29	22-0	10	14	6	0
Missouri	75	38/37	27-62	.435	9-27	.333	12-21	.571	13-20-33	29-2	19	12	3	6
@Mississippi State	87	41/46	31-60	.517	5-21	.238	20-30	.667	16-27-43	19-1	18	14	7	5
Lafayette	53	25/28	19-72	.264	6-25	.240	9-15	.600	21-23-44	17-0	8	16	4	9
Mississippi State^	77	37/40	27-62	.435	9-27	.333	14-21	.667	14-34-48	14-0	15	17	10	8
Mississippi State	61	25/36	24-50	.480	4-18	.222	9-17	.529	11-36-47	15-0	11	17	10	5
@LSU	39	19/20	14-66	.212	2-17	.118	9-13	.692	17-19-36	14-0	4	9	4	6
Georgia	49	24/25	16-65	.246	3-17	.176	14-22	.636	16-28-44	21-1	6	14	1	11
@Mississippi State	60	27/33	22-53	.415	4-20	.200	12-19	.632	7-34-41	17-0	10	16	16	6
Kentucky	64	27/37	23-60	.383	7-20	.350	11-12	.917	11-22-33	20-1	12	10	5	7
@Mississippi State	69	32/37	22-51	.431	8-22	.364	17-33	.515	14-26-40	13-0	13	13	15	2
Mississippi State	66	33/33	25-54	.463	12-26	.462	4-13	.308	13-21-34	20-0	13	12	3	7
@Alabama	56	28/28	20-44	.455	2-14	.143	14-24	.583	9-20-29	14-0	16	17	7	7
Mississippi	68	31/37	28-76	.368	4-17	.235	8-12	.667	21-18-39	17-0	8	6	5	6
@Mississippi State	88	38/50	34-60	.567	7-19	.368	13-19	.684	11-29-40	13-0	15	11	8	4
Mississippi State	58	28/30	20-49	.408	6-19	.316	12-17	.706	10-25-35	23-1	5	22	8	5
@Arkansas	78	43/35	22-61	.361	9-24	.375	25-30	.833	17-24-41	17-0	11	12	4	7
Tennessee	76	36/40	26-63	.413	12-28	.429	12-18	.667	18-24-42	26-0	12	13	3	3
@Mississippi State	71	27/44	22-47	.468	10-21	.476	17-29	.586	8-24-32	21-0	10	16	10	4
Alabama	66	29/37	25-69	.362	7-21	.333	9-17	.529	13-25-38	17-1	12	7	6	6
@Mississippi State	73	33/40	26-54	.481	6-20	.300	15-22	.682	7-34-41	12-0	16	13	6	4
Mississippi State	83	44/39	25-48	.521	10-23	.435	23-26	.885	12-34-46	16-0	14	24	9	6
@Auburn	64	29/35	23-68	.338	6-25	.240	12-15	.800	14-13-27	22-1	12	11	2	13
Arkansas	74	34/40	29-63	.460	8-20	.400	8-15	.533	17-16-33	23-2	7	14	7	8
@Mississippi State	80	47/33	26-54	.481	5-13	.385	23-29	.793	16-22-38	17-1	10	14	6	7
Mississippi State	63	30/33	23-60	.383	6-23	.261	11-21	.524	19-22-41	15-0	9	15	6	3
@Mississippi	74	35/39	29-66	.439	7-18	.389	9-13	.692	18-23-41	17-0	16	12	5	8
Mississippi State	61	20/30/11	23-53	.434	5-18	.278	10-15	.667	10-32-42	19-2	14	19	5	7
@South Carolina	56	21/29/6	20-65	.308	7-36	.194	9-17	.529	16-20-36	16-1	7	11	1	6
Auburn	78	35/43	28-71	.394	12-32	.375	10-13	.769	16-13-29	11-0	14	4	2	6
@Mississippi State	89	42/47	33-55	.600	11-23	.478	12-16	.750	10-26-36	12-0	22	12	7	2
Mississippi State	68	39/29	23-55	.418	7-21	.333	15-25	.600	7-33-40	15-0	13	8	7	9
@Florida	59	27/32	22-61	.361	7-25	.280	8-11	.727	8-32-40	18-1	15	10	3	1
Mississippi State	85	30/44/11	33-64	.516	4-19	.211	15-28	.536	9-33-42	15-1	9	14	5	3
@Vanderbilt	86	30/44/12	30-76	.395	15-38	.395	11-11	1.000	12-26-38	24-1	20	12	1	2
LSU	75	43/32	28-72	.389	7-22	.318	12-17	.706	18-23-41	21-0	7	12	2	4
@Mississippi State	84	42/42	28-62	.452	8-20	.400	20-24	.833	14-26-40	13-0	9	14	10	2
Alabama	67	36/23/8	21-66	.318	10-28	.357	15-19	.789	14-28-42	21-0	9	11	4	12
Mississippi State!	69	29/30/10	23-58	.397	4-20	.200	19-26	.731	13-34-47	14-0	11	18	6	7
Georgia	64	33/31	22-56	.393	7-18	.389	13-18	.722	11-35-46	20-1	12	12	3	2
Mississippi State!	60	33/27	19-58	.328	6-23	.261	16-20	.800	7-26-33	16-0	16	6	5	3

# - Anaheim Classic (Anaheim, CA); \* - Coors Classic (Mobile, AL); ^ - at Jackson, Miss. (Mississippi Coliseum); ! - SEC Tournament (Atlanta, GA)

**Mississippi State Men's Basketball**  
**Mississippi State Team Game-by-Game Comparison (as of Mar 16, 2008)**  
**All games**

Opponent	1st	2nd	Score	Mar	Total FG	FG Pct	3-Pointers	3FG Pct	Free Throws	FT Pct	Rebounds	Assist	TOver	Block	Steal	Fouls
-----	--/--	--/--	---/---	---	-----/-----	-----/-----	-----/-----	-----/-----	-----/-----	-----/-----	-----/-----	-----/-----	---/---	--/--	--/--	--/--
LOUISIANA TECH.....	30/14	45/31	75-45	+30	27-71/17-62	.380/.274	8-25/ 6-20	.320/.300	13-20/ 5-10	.650/.500	46/52 (6)	13/7	4/22	10/3	6/3	13/18
CLEMSON.....	32/39	50/45	82-84	(2)	28-64/24-70	.438/.343	7-24/ 8-21	.292/.381	19-31/28-38	.613/.737	51/42 +9	10/14	19/13	10/3	5/9	28/22
UT MARTIN.....	41/30	45/40	86-70	+16	33-60/25-78	.550/.321	10-22/11-36	.455/.306	10-16/ 9-14	.625/.643	50/38 +12	21/11	25/14	9/1	6/9	14/21
UC Irvine.....	41/34	27/19	68-53	+15	24-55/19-54	.436/.352	7-18/ 3-17	.389/.176	13-20/12-18	.650/.667	43/31 +12	13/11	17/13	5/1	6/7	17/21
Southern Illinois.....	28/32	21/31	49-63	(14)	18-42/20-45	.429/.444	7-20/ 6-17	.350/.353	6-9 /17-18	.667/.944	29/24 +5	11/15	21/12	3/2	5/9	18/17
Miami (OH).....	24/29	36/38	60-67	(7)	24-54/24-52	.444/.462	3-16/ 5-12	.188/.417	9-13/14-23	.692/.609	36/29 +7	10/18	15/7	8/1	4/5	18/15
MURRAY STATE.....	39/24	39/37	78-61	+17	28-54/27-62	.519/.435	4-15/ 4-15	.267/.267	18-23/ 3-4	.783/.750	36/29 +7	13/9	14/15	7/4	11/9	10/18
SOUTHEASTERN LOUISIANA.....	41/27	43/32	84-59	+25	32-61/23-54	.525/.426	7-18/ 1-11	.389/.091	13-19/12-15	.684/.800	39/24 +15	10/7	21/22	6/2	11/11	15/17
MIAMI (FL).....	28/27	30/37	58-64	(6)	23-61/23-66	.377/.348	6-24/ 8-20	.250/.400	6-10/10-12	.600/.833	40/43 (3)	10/8	10/9	12/6	4/3	14/12
South Alabama.....	32/30	35/41	67-71	(4)	23-61/26-53	.377/.491	9-30/10-17	.300/.588	12-24/ 9-21	.500/.429	42/39 +3	16/17	16/18	7/1	13/8	24/20
Loyola Marymount.....	40/22	45/32	85-54	+31	34-58/19-57	.586/.333	9-23/ 3-15	.391/.200	8-26/13-20	.308/.650	46/32 +14	25/13	22/23	12/0	14/13	21/23
Texas A&M-Corpus Christi.....	51/40	44/30	95-70	+25	32-63/21-55	.508/.382	9-16/11-24	.563/.458	22-32/17-22	.688/.773	44/29 +15	18/10	10/14	6/6	8/0	19/22
MISSOURI.....	41/38	46/37	87-75	+12	31-60/27-62	.517/.435	5-21/ 9-27	.238/.333	20-30/12-21	.667/.571	43/33 +10	18/19	14/12	7/3	5/6	19/29
Lafayette.....	37/25	40/28	77-53	+24	27-62/19-72	.435/.264	9-27/ 6-25	.333/.240	14-21/ 9-15	.667/.600	48/44 +4	15/8	17/16	10/4	8/9	14/17
LSU.....	25/19	36/20	61-39	+22	24-50/14-66	.480/.212	4-18/ 2-17	.222/.118	9-17/ 9-13	.529/.692	47/36 +11	11/4	17/9	10/4	5/6	15/14
GEORGIA.....	27/24	33/25	60-49	+11	22-53/16-65	.415/.246	4-20/ 3-17	.200/.176	12-19/14-22	.632/.636	41/44 (3)	10/6	16/14	16/1	6/11	17/21
KENTUCKY.....	32/27	37/37	69-64	+5	22-51/23-60	.431/.383	8-22/ 7-20	.364/.350	17-33/11-12	.515/.917	40/33 +7	13/12	13/10	15/5	2/7	13/20
Alabama.....	33/28	33/28	66-56	+10	25-54/20-44	.463/.455	12-26/ 2-14	.462/.143	4-13/14-24	.308/.583	34/29 +5	13/16	12/17	3/7	7/7	20/14
MISSISSIPPI.....	38/31	50/37	88-68	+20	34-60/28-76	.567/.368	7-19/ 4-17	.368/.235	13-19/ 8-12	.684/.667	40/39 +1	15/8	11/6	8/5	4/6	13/17
Arkansas.....	28/43	30/35	58-78	(20)	20-49/22-61	.408/.361	6-19/ 9-24	.316/.375	12-17/25-30	.706/.833	35/41 (6)	5/11	22/12	8/4	5/7	23/17
TENNESSEE.....	27/36	44/40	71-76	(5)	22-47/26-63	.468/.413	10-21/12-28	.476/.429	17-29/12-18	.586/.667	32/42 (10)	10/12	16/13	10/3	4/3	21/26
ALABAMA.....	33/29	40/37	73-66	+7	26-54/25-69	.481/.362	6-20/ 7-21	.300/.333	15-22/ 9-17	.682/.529	41/38 +3	16/12	13/7	6/6	4/6	12/17
Auburn.....	44/29	39/35	83-64	+19	25-48/23-68	.521/.338	10-23/ 6-25	.435/.240	23-26/12-15	.885/.800	46/27 +19	14/12	24/11	9/2	6/13	16/22
ARKANSAS.....	47/34	33/40	80-74	+6	26-54/29-63	.481/.460	5-13/ 8-20	.385/.400	23-29/ 8-15	.793/.533	38/33 +5	10/7	14/14	6/7	7/8	17/23
Mississippi.....	30/35	33/39	63-74	(11)	23-60/29-66	.383/.439	6-23/ 7-18	.261/.389	11-21/ 9-13	.524/.692	41/41 -	9/16	15/12	6/5	3/8	15/17
South Carolina.....	20/21	30/29	61-56	+5	23-53/20-65	.434/.308	5-18/ 7-36	.278/.194	10-15/ 9-17	.667/.529	42/36 +6	14/7	19/11	5/1	7/6	19/16
AUBURN.....	42/35	47/43	89-78	+11	33-55/28-71	.600/.394	11-23/12-32	.478/.375	12-16/10-13	.750/.769	36/29 +7	22/14	12/4	7/2	2/6	12/11
Florida.....	39/27	29/32	68-59	+9	23-55/22-61	.418/.361	7-21/ 7-25	.333/.280	15-25/ 8-11	.600/.727	40/40 -	13/15	8/10	7/3	9/1	15/18
Vanderbilt.....	30/30	44/44	85-86	(1)	33-64/30-76	.516/.395	4-19/15-38	.211/.395	15-28/11-11	.536/1000	42/38 +4	9/20	14/12	5/1	3/2	15/24
LSU.....	42/43	42/32	84-75	+9	28-62/28-72	.452/.389	8-20/ 7-22	.400/.318	20-24/12-17	.833/.706	40/41 (1)	9/7	14/12	10/2	2/4	13/21
Alabama.....	29/36	30/23	69-67	+2	23-58/21-66	.397/.318	4-20/10-28	.200/.357	19-26/15-19	.731/.789	47/42 +5	11/9	18/11	6/4	7/12	14/21
Georgia.....	33/33	27/31	60-64	(4)	19-58/22-56	.328/.393	6-23/ 7-18	.261/.389	16-20/13-18	.800/.722	33/46 (13)	16/12	6/12	5/3	3/2	16/20

Note: Game totals are displayed in the format TEAM/OPPONENT for each category

# 2007-08 MISSISSIPPI STATE INDIVIDUAL GAME-BY-GAME STATS

## INDIVIDUAL GAME-BY-GAME POINTS, REBOUNDS, ASSISTS, BLOCKS & STEALS

<u>Opponent</u>	<u>Augustus</u>	<u>Bailey</u>	<u>Begley</u>	<u>Benock</u>	<u>Bolen</u>	<u>Bryant</u>	<u>Gordon</u>	<u>Hansbrough</u>
LOUISIANA TECH	0-2-0-0-0	2-1-0-0-0	0-0-0-0-0	3-1-0-0-0	0-1-0-0-0	0-0-0-0-0	*21-5-3-0-2	*11-3-3-1-1
CLEMSON	DNP	2-1-0-0-0	DNP	0-0-0-0-1	DNP	DNP	*23-12-3-0-1	*6-2-3-0-1
UT MARTIN	0-0-0-1-0	4-2-0-0-1	0-1-0-0-0	10-2-4-0-0	0-0-0-0-0	2-1-0-0-0	*10-4-6-2-1	*20-5-3-0-1
UC Irvine#	0-0-0-0-0	0-0-0-0-0	DNP	0-1-1-0-0	DNP	DNP	*15-6-4-2-1	*13-4-1-0-0
Southern Illinois#	DNP	0-1-0-0-0	DNP	DNP	DNP	DNP	*20-4-2-0-0	*5-3-6-0-1
Miami [OH]#	DNP	DNP	DNP	0-1-0-0-0	DNP	DNP	*18-6-4-2-2	*6-2-1-0-1
MURRAY STATE	3-1-0-0-0	3-3-0-1-1	0-0-0-0-0	2-2-1-0-0	0-0-0-0-0	0-0-0-0-0	*15-4-4-0-1	*9-2-2-0-2
SOUTHEASTERN LA.	8-6-0-0-0	2-4-1-0-1	0-0-0-0-0	3-4-1-0-1	0-0-0-0-0	2-0-0-0-0	*25-7-4-1-1	*10-3-1-0-1
MIAMI [FL]	DNP	DNP	DNP	0-1-0-0-0	DNP	DNP	*18-9-5-0-0	*0-4-2-0-0
@South Alabama*	DNP	0-0-0-0-0	DNP	0-0-0-0-0	DNP	DNP	*7-13-5-0-2	*16-5-1-0-3
@Loyola Marymount	3-2-2-0-1	1-5-0-0-0	DNP	3-2-0-0-0	0-0-0-0-0	DNP	*25-3-7-0-3	*8-3-7-0-3
@A&M-Corpus Christi	0-0-0-0-0	5-5-0-1-0	DNP	3-0-3-0-1	1-1-0-0-0	DNP	*13-2-5-0-2	*7-6-1-0-1
MISSOURI	0-0-0-0-0	0-0-0-0-0	DNP	1-0-0-0-0	DNP	DNP	*20-8-5-2-0	*15-8-4-0-1
Lafayette^	0-1-0-1-0	0-2-0-0-0	0-0-0-0-0	0-0-2-1-1	0-0-0-0-0	DNP	*15-7-7-0-1	*17-4-4-0-1
@LSU	2-0-0-0-0	2-1-0-1-0	0-0-0-0-0	3-0-0-0-0	0-2-0-0-0	DNP	*13-6-1-2-1	*7-7-4-0-1
GEORGIA	DNP	DNP	DNP	6-1-1-0-0	DNP	DNP	*15-9-2-2-0	*6-2-2-0-1
KENTUCKY	DNP	1-1-0-0-0	0-0-0-0-0	0-1-0-1-0	DNP	DNP	*24-9-5-1-0	DNP
@Alabama	DNP	0-4-0-0-1	DNP	3-0-1-0-0	DNP	DNP	*24-4-5-1-1	9-1-0-0-0
MISSISSIPPI	0-0-0-1-0	8-3-0-2-0	0-0-0-0-0	12-1-1-0-0	0-0-0-0-0	0-0-0-0-0	*13-1-6-1-2	DNP
@Arkansas	DNP	0-0-0-0-0	DNP	0-0-2-1-0	DNP	DNP	*24-4-1-0-1	DNP
TENNESSEE	DNP	3-4-0-2-0	DNP	0-1-2-0-0	DNP	DNP	*17-3-6-0-0	DNP
ALABAMA	DNP	4-2-0-0-0	DNP	0-0-0-0-0	DNP	DNP	*17-6-10-1-3	10-0-2-0-0
@Auburn	DNP	0-0-0-0-0	DNP	0-0-0-0-0	DNP	DNP	*24-13-8-0-0	*20-4-3-0-3
ARKANSAS	DNP	8-3-0-0-0	DNP	0-0-0-0-0	DNP	DNP	*9-8-8-2-1	*8-3-0-0-0
@Mississippi	DNP	3-1-0-0-0	DNP	0-0-1-0-0	DNP	DNP	*20-6-3-0-2	*8-5-1-0-0
@South Carolina	DNP	1-1-0-0-0	DNP	0-0-0-0-0	DNP	DNP	*9-5-4-0-2	*9-7-5-0-2
AUBURN	DNP	0-0-0-0-0	0-0-0-0-0	0-0-2-1-0	DNP	DNP	*20-4-6-0-0	*11-6-6-0-1
@Florida	DNP	0-0-0-0-0	DNP	DNP	DNP	DNP	*4-5-5-0-4	*20-5-2-0-0
@Vanderbilt	DNP	1-1-0-1-0	DNP	0-0-0-0-0	DNP	DNP	*24-8-5-0-3	*7-2-1-0-0
LSU	DNP	2-0-0-0-0	0-0-0-0-0	0-1-0-0-0	DNP	DNP	*23-9-4-1-0	*12-5-3-0-1
Alabama!	DNP	0-1-0-0-0	DNP	DNP	DNP	DNP	*23-9-4-0-1	*8-6-2-0-0
Georgia!	DNP	0-0-0-0-0	DNP	DNP	DNP	DNP	*7-3-7-0-0	*12-2-4-0-1

<u>Opponent</u>	<u>Iupe</u>	<u>B. Johnson</u>	<u>R. Johnson</u>	<u>Rhodes</u>	<u>Stewart</u>	<u>Turner</u>	<u>Varnado</u>
LOUISIANA TECH	0-0-0-0-0	4-2-0-0-0	0-1-0-0-0	*17-7-2-2-1	*13-11-3-1-0	0-4-2-0-2	*4-5-0-6-0
CLEMSON	DNP	10-3-0-0-0	DNP	*17-6-1-4-0	*12-6-2-0-2	5-4-1-0-0	*7-12-0-6-0
UT MARTIN	0-0-0-0-0	0-4-0-0-0	2-0-0-0-0	*15-5-2-3-1	*9-4-4-0-2	6-0-1-0-0	*8-16-1-3-0
UC Irvine#	DNP	6-5-1-0-0	0-0-0-0-0	*11-11-1-1-3	*18-6-2-0-0	3-2-2-0-2	*2-6-1-2-0
Southern Illinois#	DNP	2-2-0-0-0	DNP	*4-6-0-0-0	*9-3-3-1-1	3-1-0-0-1	*6-7-0-2-2
Miami [OH]#	DNP	4-3-0-1-0	DNP	*25-10-1-0-1	*5-3-4-0-0	0-3-0-0-0	*2-6-0-5-0
MURRAY STATE	0-0-0-0-0	6-4-1-1-1	0-0-0-0-0	*22-5-2-2-0	*14-5-2-0-4	2-1-0-0-1	*2-7-1-3-1
SOUTHEASTERN LA.	0-1-0-0-0	2-0-0-0-0	1-0-1-0-1	*16-7-0-1-3	*6-1-2-0-2	1-0-0-0-1	*8-3-0-4-0
MIAMI [FL]	DNP	2-2-0-1-2	DNP	*10-7-1-1-0	*18-4-1-0-1	2-0-0-0-1	*8-7-1-10-0
@South Alabama*	DNP	DNP	0-0-0-0-0	10-4-0-0-1	*8-6-6-0-2	*17-4-3-1-2	*9-10-1-6-3
@Loyola Marymount	0-0-0-0-0	2-6-0-1-3	6-3-2-1-0	*14-10-1-1-0	*10-5-5-0-1	3-1-0-0-3	*10-6-1-9-0
@A&M-Corpus Christi	0-0-0-0-0	0-4-0-3-0	6-2-1-0-0	*26-10-1-1-1	*19-2-4-0-1	13-3-2-1-2	*2-7-1-0-0
MISSOURI	DNP	2-2-0-0-0	4-0-0-0-0	DNP	*24-4-7-0-2	*12-10-2-0-2	*9-8-0-5-0
Lafayette^	0-1-0-0-0	4-4-0-0-2	11-3-0-1-0	DNP	*6-3-1-0-1	*8-8-1-2-1	*16-12-0-5-1
@LSU	0-1-0-0-0	0-0-0-0-0	6-3-0-0-0	DNP	*11-6-5-0-1	*4-3-1-0-2	*13-17-0-7-0
GEORGIA	DNP	0-1-1-0-0	0-1-0-0-0	8-3-0-2-1	*9-5-2-0-2	*7-9-2-2-2	*9-9-0-10-0
KENTUCKY	DNP	2-2-0-1-0	0-1-0-1-0	*12-3-2-1-1	*9-4-4-0-1	*11-4-1-0-0	*10-12-1-10-0
@Alabama	DNP	0-2-0-1-0	2-1-1-0-0	*5-9-0-1-0	*16-1-3-0-2	*3-2-3-0-0	*4-6-0-0-3
MISSISSIPPI	0-1-0-0-0	2-3-3-0-1	3-0-0-0-0	*26-6-1-0-0	*12-4-3-0-1	*0-6-0-0-0	*12-8-1-4-0
@Arkansas	DNP	4-4-0-0-1	5-1-0-0-0	*11-15-1-3-0	*7-1-0-0-1	*6-3-1-0-1	*1-6-0-4-1
TENNESSEE	DNP	3-2-0-0-1	5-1-0-0-0	*15-10-1-5-0	*21-2-1-0-2	*2-3-0-1-0	*5-4-0-2-1
ALABAMA	DNP	0-2-0-0-0	0-1-0-0-0	*17-9-1-2-0	*13-9-2-1-0	*4-5-0-0-1	*8-3-1-2-0
@Auburn	DNP	0-1-0-0-0	4-0-0-0-0	*17-10-0-1-1	*7-3-1-0-0	3-3-1-2-2	*8-3-1-6-0
ARKANSAS	DNP	0-2-0-1-1	2-2-0-0-0	*24-1-1-0-1	*19-5-1-0-2	0-0-0-0-0	*10-10-0-3-2
@Mississippi	DNP	2-0-0-0-0	0-4-0-0-0	*13-5-1-0-0	*11-8-3-0-1	DNP	*6-6-0-6-0
@South Carolina	DNP	0-2-0-0-1	0-0-1-0-1	*24-9-3-0-0	*8-3-0-0-1	3-0-0-0-0	*7-12-1-5-0
AUBURN	DNP	0-1-1-0-0	DNP	*30-9-0-2-0	*11-5-5-0-0	3-0-0-0-0	*14-9-2-4-1
@Florida	DNP	3-1-0-0-0	5-1-2-0-0	*15-8-2-0-1	*10-8-1-0-2	DNP	*11-11-1-7-2
@Vanderbilt	DNP	1-2-0-1-0	4-2-1-0-0	*22-14-0-1-0	*10-5-1-1-0	DNP	*16-3-1-1-0
LSU	DNP	6-2-0-0-0	2-0-1-0-0	*27-10-0-2-0	*5-4-0-0-1	DNP	*7-6-1-7-0
Alabama!	DNP	2-0-0-0-0	0-0-0-0-0	*15-8-2-3-0	*11-8-3-0-5	0-0-0-0-0	*10-11-0-3-1
Georgia!	DNP	6-2-0-1-1	0-2-0-0-1	*22-6-0-2-0	*10-6-4-0-0	0-4-1-1-0	*3-6-0-1-0

# - Anaheim Classic (Anaheim, CA); \* - Coors Classic (Mobile, AL); ^ - at Jackson, Miss. (Mississippi Coliseum); ! - SEC Tournament (Atlanta, GA)

**Mississippi State Men's Basketball**  
**Mississippi State Individual Game-by-Game (as of Mar 16, 2008)**  
**All games**

**#02 Johnson, Ravern**

Opponent	Date	GS	Min	---TOTAL---		---3-PTS---		----REBOUNDS-----										Blk	Stl	Pts	Avg
				FG-FGA	Pct	3FG-FGA	Pct	FT-FTA	Pct	Off	Def	Tot	Avg	PF	FO	A	TO				
LOUISIANA TECH	11-10-07		4	0-2	.000	0-0	.000	0-0	.000	1	0	1	1.0	1	0	0	0	0	0	0	0.0
UT MARTIN	11-17-07		6	1-3	.333	0-0	.000	0-0	.000	0	0	0	0.5	0	0	0	0	0	0	2	1.0
vs UC Irvine	11-22-07		1	0-1	.000	0-0	.000	0-0	.000	0	0	0	0.3	0	0	0	0	0	0	0	0.7
MURRAY STATE	12-01-07		5	0-0	.000	0-0	.000	0-0	.000	0	0	0	0.3	0	0	0	1	0	0	0	0.5
SOUTHEASTERN LOUISIANA	12-08-07		6	0-1	.000	0-1	.000	1-2	.500	0	0	0	0.2	0	0	1	1	0	1	1	0.6
at South Alabama	12-15-07		1	0-1	.000	0-1	.000	0-0	.000	0	0	0	0.2	0	0	0	0	0	0	0	0.5
at Loyola Marymount	12-19-07		11	3-5	.600	0-2	.000	0-1	.000	1	2	3	0.6	1	0	2	0	1	0	6	1.3
at Texas A&M-Corpus Ch	12-21-07		8	2-2	1.000	2-2	1.000	0-0	.000	0	2	2	0.8	0	0	1	0	0	0	6	1.9
MISSOURI	12-30-07		7	2-3	.667	0-1	.000	0-0	.000	0	0	0	0.7	0	0	0	2	0	0	4	2.1
vs Lafayette	01-05-08		14	5-6	.833	1-2	.500	0-0	.000	0	3	3	0.9	2	0	0	1	1	0	11	3.0
at LSU	01-09-08		12	3-4	.750	0-1	.000	0-0	.000	1	2	3	1.1	0	0	0	1	0	0	6	3.3
GEORGIA	01-12-08		6	0-2	.000	0-1	.000	0-0	.000	0	1	1	1.1	0	0	0	0	0	0	0	3.0
KENTUCKY	01-15-08		6	0-3	.000	0-2	.000	0-0	.000	0	1	1	1.1	0	0	0	0	1	0	0	2.8
at Alabama	01-19-08		2	0-0	.000	0-0	.000	2-4	.500	1	0	1	1.1	0	0	1	0	0	0	2	2.7
MISSISSIPPI	01-26-08		4	1-2	.500	1-1	1.000	0-0	.000	0	0	0	1.0	0	0	0	0	0	0	3	2.7
at Arkansas	01-30-08		12	2-4	.500	1-2	.500	0-0	.000	1	0	1	1.0	1	0	0	0	0	0	5	2.9
TENNESSEE	02-02-08		10	2-5	.400	0-1	.000	1-1	1.000	1	0	1	1.0	1	0	0	0	0	0	5	3.0
ALABAMA	02-06-08		4	0-1	.000	0-0	.000	0-0	.000	0	1	1	1.0	0	0	0	1	0	0	0	2.8
at Auburn	02-09-08		5	2-3	.667	0-1	.000	0-0	.000	0	0	0	0.9	0	0	0	1	0	0	4	2.9
ARKANSAS	02-16-08		8	1-3	.333	0-1	.000	0-0	.000	0	2	2	1.0	1	0	0	1	0	0	2	2.9
at Mississippi	02-20-08		7	0-2	.000	0-1	.000	0-2	.000	2	2	4	1.1	0	0	0	1	0	0	0	2.7
at South Carolina	02-23-08		6	0-2	.000	0-1	.000	0-0	.000	0	0	0	1.1	0	0	1	0	0	1	0	2.6
at Florida	03-01-08		10	2-3	.667	1-1	1.000	0-0	.000	1	0	1	1.1	2	0	2	0	0	0	5	2.7
at Vanderbilt	03-05-08		8	2-2	1.000	0-0	.000	0-0	.000	1	1	2	1.1	0	0	1	1	0	0	4	2.8
LSU	03-08-08		4	1-1	1.000	0-0	.000	0-0	.000	0	0	0	1.1	0	0	1	0	0	0	2	2.7
vs Alabama	03-14-08		2	0-0	.000	0-0	.000	0-0	.000	0	0	0	1.0	0	0	0	1	0	0	0	2.6
vs Georgia	03-15-08		8	0-1	.000	0-0	.000	0-0	.000	0	2	2	1.1	1	0	0	0	0	1	0	2.5
Totals.....		0	177	29-62	.468	6-22	.273	4-10	.400	10	19	29	1.1	10	0	10	12	3	3	68	2.5

Games played: 27

Minutes/game: 6.6

Points/game: 2.5

FG Pct: 46.8

3FG Pct: 27.3

FT Pct: 40.0

Rebounds/game: 1.1

Assists/game: 0.4

Turnovers/game: 0.4

Assist/turnover ratio: 0.8

Steals/game: 0.1

Blocks/game: 0.1

Mississippi State Men's Basketball  
Mississippi State Individual Game-by-Game (as of Mar 16, 2008)  
All games

#03 Begley, Billy

Opponent	Date	GS	Min	---TOTAL---		---3-PTS---		----REBOUNDS----								PF	FO	A	TO	Blk	Stl	Pts	Avg
				FG-FGA	Pct	3FG-FGA	Pct	FT-FTA	Pct	Off	Def	Tot	Avg										
LOUISIANA TECH	11-10-07		1	0-1	.000	0-0	.000	0-0	.000	0	0	0	0.0	0	0	0	0	0	0	0	0.0		
UT MARTIN	11-17-07		2	0-0	.000	0-0	.000	0-0	.000	0	1	1	0.5	1	0	0	0	0	0	0	0.0		
MURRAY STATE	12-01-07		1	0-0	.000	0-0	.000	0-0	.000	0	0	0	0.3	0	0	0	1	0	0	0	0.0		
SOUTHEASTERN LOUISIANA	12-08-07		1	0-0	.000	0-0	.000	0-0	.000	0	0	0	0.3	0	0	0	0	0	0	0	0.0		
vs Lafayette	01-05-08		2	0-0	.000	0-0	.000	0-0	.000	0	0	0	0.2	0	0	0	0	0	0	0	0.0		
at LSU	01-09-08		1	0-0	.000	0-0	.000	0-0	.000	0	0	0	0.2	0	0	0	0	0	0	0	0.0		
KENTUCKY	01-15-08		1	0-0	.000	0-0	.000	0-0	.000	0	0	0	0.1	0	0	0	0	0	0	0	0.0		
MISSISSIPPI	01-26-08		1	0-1	.000	0-1	.000	0-0	.000	0	0	0	0.1	0	0	0	0	0	0	0	0.0		
at Auburn	02-09-08		2	0-1	.000	0-1	.000	0-0	.000	0	0	0	0.1	0	0	0	0	0	0	0	0.0		
AUBURN	02-27-08		1	0-0	.000	0-0	.000	0-0	.000	0	0	0	0.1	0	0	0	0	0	0	0	0.0		
LSU	03-08-08		1	0-0	.000	0-0	.000	0-0	.000	0	0	0	0.1	0	0	0	0	0	0	0	0.0		
Totals.....		0	14	0-3	.000	0-2	.000	0-0	.000	0	1	1	0.1	1	0	0	1	0	0	0	0.0		

Games played: 11

Rebounds/game: 0.1

Minutes/game: 1.3

Turnovers/game: 0.1

FG Pct: 0.0

3FG Pct: 0.0

Mississippi State Men's Basketball  
Mississippi State Individual Game-by-Game (as of Mar 16, 2008)  
All games

#10 Iupe, Joseph

Opponent	Date	GS	Min	---TOTAL---		---3-PTS---		FT-FTA		Pct		----REBOUNDS----		PF FO		A	TO	Blk	Stl	Pts	Avg
				FG-FGA	Pct	3FG-FGA	Pct	Pct	Pct	Off	Def	Tot	Avg	Pct	Pct						
LOUISIANA TECH	11-10-07		1	0-0	.000	0-0	.000	0-0	.000	0	0	0	0.0	0	0	0	0	0	0	0	0.0
UT MARTIN	11-17-07		1	0-0	.000	0-0	.000	0-0	.000	0	0	0	0.0	0	0	0	0	0	0	0	0.0
MURRAY STATE	12-01-07		1	0-0	.000	0-0	.000	0-0	.000	0	0	0	0.0	0	0	0	0	0	0	0	0.0
SOUTHEASTERN LOUISIANA	12-08-07		1	0-0	.000	0-0	.000	0-0	.000	0	1	1	0.3	0	0	0	0	0	0	0	0.0
at Loyola Marymount	12-19-07		1	0-0	.000	0-0	.000	0-0	.000	0	0	0	0.2	0	0	0	0	0	0	0	0.0
at Texas A&M-Corpus Ch	12-21-07		1	0-0	.000	0-0	.000	0-0	.000	0	0	0	0.2	0	0	0	0	0	0	0	0.0
vs Lafayette	01-05-08		2	0-0	.000	0-0	.000	0-0	.000	1	0	1	0.3	0	0	0	1	0	0	0	0.0
at LSU	01-09-08		1	0-0	.000	0-0	.000	0-0	.000	0	1	1	0.4	0	0	0	0	0	0	0	0.0
MISSISSIPPI	01-26-08		1	0-0	.000	0-0	.000	0-0	.000	0	1	1	0.4	0	0	0	1	0	0	0	0.0
Totals.....		0	10	0-0	.000	0-0	.000	0-0	.000	1	3	4	0.4	0	0	0	2	0	0	0	0.0

Games played: 9  
Minutes/game: 1.1

Rebounds/game: 0.4  
Turnovers/game: 0.2



**Mississippi State Men's Basketball**  
**Mississippi State Individual Game-by-Game (as of Mar 16, 2008)**  
**All games**

**#11 Hansbrough, Ben**

Opponent	Date	GS	Min	---TOTAL---		---3-PTS---		----REBOUNDS-----										Blk	Stl	Pts	Avg
				FG-FGA	Pct	3FG-FGA	Pct	FT-FTA	Pct	Off	Def	Tot	Avg	PF	FO	A	TO				
LOUISIANA TECH	11-10-07	*	27	3-8	.375	3-6	.500	2-2	1.000	0	3	3	3.0	1	0	3	1	1	1	11	11.0
CLEMSON	11-15-07	*	37	1-4	.250	1-4	.250	3-4	.750	0	2	2	2.5	4	0	3	1	0	1	6	8.5
UT MARTIN	11-17-07	*	25	6-8	.750	4-6	.667	4-4	1.000	0	5	5	3.3	2	0	3	3	0	1	20	12.3
vs UC Irvine	11-22-07	*	34	4-8	.500	1-4	.250	4-5	.800	1	3	4	3.5	1	0	1	3	0	0	13	12.5
vs Southern Illinois	11-23-07	*	33	1-8	.125	1-7	.143	2-2	1.000	0	3	3	3.4	1	0	6	4	0	1	5	11.0
vs Miami (OH)	11-25-07	*	38	2-6	.333	2-6	.333	0-0	.000	0	2	2	3.2	4	0	1	2	0	1	6	10.2
MURRAY STATE	12-01-07	*	28	3-7	.429	2-5	.400	1-1	1.000	0	2	2	3.0	1	0	2	0	0	2	9	10.0
SOUTHEASTERN LOUISIANA	12-08-07	*	28	4-7	.571	1-2	.500	1-1	1.000	1	2	3	3.0	1	0	1	2	0	1	10	10.0
MIAMI (FL)	12-13-07	*	33	0-8	.000	0-8	.000	0-0	.000	1	3	4	3.1	3	0	2	0	0	0	0	8.9
at South Alabama	12-15-07	*	34	5-13	.385	4-10	.400	2-2	1.000	2	3	5	3.3	2	0	1	0	0	3	16	9.6
at Loyola Marymount	12-19-07	*	25	3-8	.375	1-5	.200	1-2	.500	0	3	3	3.3	1	0	7	2	0	3	8	9.5
at Texas A&M-Corpus Ch	12-21-07	*	20	3-7	.429	1-4	.250	0-0	.000	0	6	6	3.5	1	0	1	0	0	1	7	9.3
MISSOURI	12-30-07	*	38	4-8	.500	2-5	.400	5-8	.625	4	4	8	3.8	5	1	4	2	0	1	15	9.7
vs Lafayette	01-05-08	*	33	6-10	.600	5-8	.625	0-0	.000	1	3	4	3.9	1	0	4	0	0	1	17	10.2
at LSU	01-09-08	*	30	3-7	.429	1-5	.200	0-0	.000	3	4	7	4.1	3	0	4	2	0	1	7	10.0
GEORGIA	01-12-08	*	36	2-6	.333	1-3	.333	1-2	.500	0	2	2	3.9	3	0	2	1	0	1	6	9.8
at Alabama	01-19-08		25	3-8	.375	3-7	.429	0-2	.000	1	0	1	3.8	1	0	0	1	0	0	9	9.7
ALABAMA	02-06-08		27	3-8	.375	2-5	.400	2-2	1.000	0	0	0	3.6	3	0	2	2	0	0	10	9.7
at Auburn	02-09-08	*	38	6-9	.667	4-7	.571	4-5	.800	1	3	4	3.6	3	0	3	4	0	3	20	10.3
ARKANSAS	02-16-08	*	35	3-4	.750	1-2	.500	1-1	1.000	1	2	3	3.6	5	1	0	0	0	0	8	10.2
at Mississippi	02-20-08	*	37	3-8	.375	2-5	.400	0-0	.000	1	4	5	3.6	0	0	1	2	0	0	8	10.0
at South Carolina	02-23-08	*	38	2-7	.286	2-6	.333	3-3	1.000	0	7	7	3.8	4	0	5	2	0	2	9	10.0
AUBURN	02-27-08	*	38	3-9	.333	2-7	.286	3-3	1.000	1	5	6	3.9	0	0	6	3	0	1	11	10.0
at Florida	03-01-08	*	38	6-10	.600	4-8	.500	4-4	1.000	0	5	5	3.9	2	0	2	2	0	0	20	10.5
at Vanderbilt	03-05-08	*	44	2-10	.200	2-8	.250	1-2	.500	0	2	2	3.8	0	0	1	2	0	0	7	10.3
LSU	03-08-08	*	35	4-7	.571	3-6	.500	1-2	.500	1	4	5	3.9	1	0	3	2	0	1	12	10.4
vs Alabama	03-14-08	*	43	2-8	.250	2-8	.250	2-4	.500	1	5	6	4.0	4	0	2	1	0	0	8	10.3
vs Georgia	03-15-08	*	34	2-10	.200	2-8	.250	6-6	1.000	0	2	2	3.9	4	0	4	0	0	1	12	10.4
Totals.....		26	931	89-221	.403	59-165	.358	53-67	.791	20	89	109	3.9	61	2	74	44	1	27	290	10.4

Games played: 28  
Minutes/game: 33.2  
Points/game: 10.4  
FG Pct: 40.3  
3FG Pct: 35.8  
FT Pct: 79.1

Rebounds/game: 3.9  
Assists/game: 2.6  
Turnovers/game: 1.6  
Assist/turnover ratio: 1.7  
Steals/game: 1.0  
Blocks/game: 0.0

Mississippi State Men's Basketball  
Mississippi State Individual Game-by-Game (as of Mar 16, 2008)  
All games

#14 Bryant, Rod

Opponent	Date	GS	Min	---TOTAL---		---3-PTS---		----REBOUNDS----													
				FG-FGA	Pct	3FG-FGA	Pct	FT-FTA	Pct	Off	Def	Tot	Avg	PF	FO	A	TO	Blk	Stl	Pts	Avg
LOUISIANA TECH	11-10-07		1	0-0	.000	0-0	.000	0-0	.000	0	0	0	0.0	0	0	0	0	0	0	0	0.0
UT MARTIN	11-17-07		1	1-1	1.000	0-0	.000	0-1	.000	0	1	1	0.5	0	0	0	1	0	0	2	1.0
MURRAY STATE	12-01-07		1	0-0	.000	0-0	.000	0-0	.000	0	0	0	0.3	0	0	0	0	0	0	0	0.7
SOUTHEASTERN LOUISIANA	12-08-07		1	1-1	1.000	0-0	.000	0-0	.000	0	0	0	0.3	0	0	0	0	0	0	2	1.0
MISSISSIPPI	01-26-08		1	0-1	.000	0-0	.000	0-0	.000	0	0	0	0.2	0	0	0	0	0	0	0	0.8
Totals.....		0	5	2-3	.667	0-0	.000	0-1	.000	0	1	1	0.2	0	0	0	1	0	0	4	0.8

Games played: 5  
Minutes/game: 1.0  
Points/game: 0.8  
FG Pct: 66.7  
FT Pct: 0.0

Rebounds/game: 0.2  
Turnovers/game: 0.2

Mississippi State Men's Basketball  
Mississippi State Individual Game-by-Game (as of Mar 16, 2008)  
All games

#15 Benock, Riley

Opponent	Date	GS	Min	---TOTAL---		---3-PTS---		----REBOUNDS----										Pts	Avg		
				FG-FGA	Pct	3FG-FGA	Pct	FT-FTA	Pct	Off	Def	Tot	Avg	PF	FO	A	TO			Blk	Stl
LOUISIANA TECH	11-10-07		11	1-3	.333	1-3	.333	0-0	.000	0	1	1	1.0	1	0	0	0	0	0	3	3.0
CLEMSON	11-15-07		5	0-3	.000	0-3	.000	0-0	.000	0	0	0	0.5	0	0	0	0	0	1	0	1.5
UT MARTIN	11-17-07		15	3-3	1.000	3-3	1.000	1-2	.500	0	2	2	1.0	0	0	4	1	0	0	10	4.3
vs UC Irvine	11-22-07		6	0-0	.000	0-0	.000	0-0	.000	0	1	1	1.0	1	0	1	0	0	0	0	3.3
vs Miami (OH)	11-25-07		4	0-0	.000	0-0	.000	0-0	.000	0	1	1	1.0	1	0	0	0	0	0	0	2.6
MURRAY STATE	12-01-07		9	1-3	.333	0-1	.000	0-0	.000	0	2	2	1.2	0	0	1	0	0	0	2	2.5
SOUTHEASTERN LOUISIANA	12-08-07		14	1-4	.250	1-3	.333	0-0	.000	1	3	4	1.6	0	0	1	0	0	1	3	2.6
MIAMI (FL)	12-13-07		7	0-0	.000	0-0	.000	0-0	.000	0	1	1	1.5	0	0	0	0	0	0	0	2.3
at South Alabama	12-15-07		8	0-2	.000	0-2	.000	0-0	.000	0	0	0	1.3	1	0	0	1	0	0	0	2.0
at Loyola Marymount	12-19-07		11	1-2	.500	1-2	.500	0-0	.000	0	2	2	1.4	1	0	0	2	0	0	3	2.1
at Texas A&M-Corpus Ch	12-21-07		13	1-1	1.000	1-1	1.000	0-0	.000	0	0	0	1.3	3	0	3	0	0	1	3	2.2
MISSOURI	12-30-07		3	0-1	.000	0-1	.000	1-2	.500	0	0	0	1.2	0	0	0	0	0	0	1	2.1
vs Lafayette	01-05-08		9	0-3	.000	0-2	.000	0-0	.000	0	0	0	1.1	0	0	2	0	1	1	0	1.9
at LSU	01-09-08		8	1-1	1.000	1-1	1.000	0-0	.000	0	0	0	1.0	0	0	0	1	0	0	3	2.0
GEORGIA	01-12-08		10	1-2	.500	1-2	.500	3-4	.750	0	1	1	1.0	0	0	1	2	0	0	6	2.3
KENTUCKY	01-15-08		11	0-0	.000	0-0	.000	0-0	.000	0	1	1	1.0	1	0	0	1	1	0	0	2.1
at Alabama	01-19-08		4	1-1	1.000	1-1	1.000	0-0	.000	0	0	0	0.9	0	0	1	1	0	0	3	2.2
MISSISSIPPI	01-26-08		21	4-5	.800	4-5	.800	0-0	.000	0	1	1	0.9	0	0	1	1	0	0	12	2.7
at Arkansas	01-30-08		14	0-2	.000	0-2	.000	0-0	.000	0	0	0	0.9	3	0	2	1	1	0	0	2.6
TENNESSEE	02-02-08		15	0-0	.000	0-0	.000	0-0	.000	1	0	1	0.9	1	0	2	4	0	0	0	2.5
ALABAMA	02-06-08		3	0-0	.000	0-0	.000	0-0	.000	0	0	0	0.9	1	0	0	0	0	0	0	2.3
at Auburn	02-09-08		4	0-1	.000	0-1	.000	0-0	.000	0	0	0	0.8	0	0	0	0	0	0	0	2.2
ARKANSAS	02-16-08		4	0-0	.000	0-0	.000	0-0	.000	0	0	0	0.8	0	0	0	1	0	0	0	2.1
at Mississippi	02-20-08		3	0-0	.000	0-0	.000	0-0	.000	0	0	0	0.8	0	0	1	0	0	0	0	2.0
at South Carolina	02-23-08		7	0-0	.000	0-0	.000	0-0	.000	0	0	0	0.7	1	0	0	0	0	0	0	2.0
AUBURN	02-27-08		6	0-0	.000	0-0	.000	0-0	.000	0	0	0	0.7	0	0	2	0	1	0	0	1.9
at Vanderbilt	03-05-08		0	0-0	.000	0-0	.000	0-0	.000	0	0	0	0.7	0	0	0	0	0	0	0	1.8
LSU	03-08-08		3	0-0	.000	0-0	.000	0-0	.000	0	1	1	0.7	1	0	0	0	0	0	0	1.8
Totals.....		0	228	15-37	.405	14-33	.424	5-8	.625	2	17	19	0.7	16	0	22	16	4	4	49	1.8

Games played: 28  
Minutes/game: 8.1  
Points/game: 1.8  
FG Pct: 40.5  
3FG Pct: 42.4  
FT Pct: 62.5

Rebounds/game: 0.7  
Assists/game: 0.8  
Turnovers/game: 0.6  
Assist/turnover ratio: 1.4  
Steals/game: 0.1  
Blocks/game: 0.1

**Mississippi State Men's Basketball**  
**Mississippi State Individual Game-by-Game (as of Mar 16, 2008)**  
**All games**

**#21 Johnson, Brian**

Opponent	Date	GS	Min	---TOTAL---		---3-PTS---		-----REBOUNDS-----										Pts	Avg		
				FG-FGA	Pct	3FG-FGA	Pct	FT-FTA	Pct	Off	Def	Tot	Avg	PF	FO	A	TO			Blk	Stl
LOUISIANA TECH	11-10-07		11	1-3	.333	0-1	.000	2-3	.667	2	0	2	2.0	2	0	0	0	0	0	4	4.0
CLEMSON	11-15-07		19	4-4	1.000	0-0	.000	2-2	1.000	2	1	3	2.5	2	0	0	1	0	0	10	7.0
UT MARTIN	11-17-07		12	0-3	.000	0-1	.000	0-0	.000	2	2	4	3.0	0	0	0	0	0	0	0	4.7
vs UC Irvine	11-22-07		21	2-4	.500	0-0	.000	2-2	1.000	2	3	5	3.5	3	0	1	3	0	0	6	5.0
vs Southern Illinois	11-23-07		14	1-2	.500	0-0	.000	0-0	.000	1	1	2	3.2	0	0	0	2	0	0	2	4.4
vs Miami (OH)	11-25-07		11	2-3	.667	0-0	.000	0-0	.000	3	0	3	3.2	3	0	0	0	1	0	4	4.3
MURRAY STATE	12-01-07		16	3-3	1.000	0-0	.000	0-0	.000	3	1	4	3.3	2	0	1	3	1	1	6	4.6
SOUTHEASTERN LOUISIANA	12-08-07		2	1-1	1.000	0-0	.000	0-0	.000	0	0	0	2.9	0	0	0	1	0	0	2	4.3
MIAMI (FL)	12-13-07		14	1-1	1.000	0-0	.000	0-0	.000	1	1	2	2.8	2	0	0	2	1	2	2	4.0
at Loyola Marymount	12-19-07		15	1-1	1.000	0-0	.000	0-0	.000	2	4	6	3.1	1	0	0	5	1	3	2	3.8
at Texas A&M-Corpus Ch	12-21-07		12	0-1	.000	0-0	.000	0-2	.000	1	3	4	3.2	4	0	0	1	3	0	0	3.5
MISSOURI	12-30-07		13	1-1	1.000	0-0	.000	0-0	.000	1	1	2	3.1	2	0	0	0	0	0	2	3.3
vs Lafayette	01-05-08		11	1-1	1.000	0-0	.000	2-2	1.000	0	4	4	3.2	2	0	0	0	0	2	4	3.4
at LSU	01-09-08		9	0-0	.000	0-0	.000	0-0	.000	0	0	0	2.9	1	0	0	2	0	0	0	3.1
GEORGIA	01-12-08		9	0-1	.000	0-0	.000	0-0	.000	0	1	1	2.8	0	0	1	1	0	0	0	2.9
KENTUCKY	01-15-08		9	1-2	.500	0-0	.000	0-0	.000	2	0	2	2.8	1	0	0	1	1	0	2	2.9
at Alabama	01-19-08		7	0-1	.000	0-0	.000	0-0	.000	0	2	2	2.7	2	0	0	1	1	0	0	2.7
MISSISSIPPI	01-26-08		11	1-2	.500	0-0	.000	0-0	.000	2	1	3	2.7	1	0	3	1	0	1	2	2.7
at Arkansas	01-30-08		12	1-1	1.000	0-0	.000	2-2	1.000	2	2	4	2.8	0	0	0	2	0	1	4	2.7
TENNESSEE	02-02-08		9	1-1	1.000	0-0	.000	1-1	1.000	1	1	2	2.8	2	0	0	1	0	1	3	2.8
ALABAMA	02-06-08		7	0-0	.000	0-0	.000	0-0	.000	1	1	2	2.7	1	0	0	0	0	0	0	2.6
at Auburn	02-09-08		2	0-0	.000	0-0	.000	0-0	.000	0	1	1	2.6	0	0	0	1	0	0	0	2.5
ARKANSAS	02-16-08		11	0-0	.000	0-0	.000	0-0	.000	0	2	2	2.6	1	0	0	2	1	1	0	2.4
at Mississippi	02-20-08		3	1-1	1.000	0-0	.000	0-0	.000	0	0	0	2.5	1	0	0	1	0	0	2	2.4
at South Carolina	02-23-08		3	0-0	.000	0-0	.000	0-0	.000	1	1	2	2.5	0	0	0	0	0	1	0	2.3
AUBURN	02-27-08		7	0-0	.000	0-0	.000	0-0	.000	1	0	1	2.4	1	0	1	0	0	0	0	2.2
at Florida	03-01-08		4	1-1	1.000	0-0	.000	1-1	1.000	0	1	1	2.4	0	0	0	1	0	0	3	2.2
at Vanderbilt	03-05-08		6	0-0	.000	0-0	.000	1-2	.500	1	1	2	2.4	0	0	0	0	1	0	1	2.2
LSU	03-08-08		9	2-4	.500	0-0	.000	2-2	1.000	1	1	2	2.3	1	0	0	0	0	0	6	2.3
vs Alabama	03-14-08		3	0-0	.000	0-0	.000	2-2	1.000	0	0	0	2.3	0	0	0	0	0	0	2	2.3
vs Georgia	03-15-08		7	3-3	1.000	0-0	.000	0-0	.000	1	1	2	2.3	1	0	0	1	1	1	6	2.4
Totals.....		0	299	29-45	.644	0-2	.000	17-21	.810	33	37	70	2.3	36	0	7	33	12	14	75	2.4

Games played: 31  
Minutes/game: 9.6  
Points/game: 2.4  
FG Pct: 64.4  
3FG Pct: 0.0  
FT Pct: 81.0

Rebounds/game: 2.3  
Assists/game: 0.2  
Turnovers/game: 1.1  
Assist/turnover ratio: 0.2  
Steals/game: 0.5  
Blocks/game: 0.4

**Mississippi State Men's Basketball**  
**Mississippi State Individual Game-by-Game (as of Mar 16, 2008)**  
**All games**

**#22 Stewart, Barry**

Opponent	Date	GS	Min	---TOTAL---		---3-PTS---		----REBOUNDS-----										Blk	Stl	Pts	Avg
				FG-FGA	Pct	3FG-FGA	Pct	FT-FTA	Pct	Off	Def	Tot	Avg	PF	FO	A	TO				
LOUISIANA TECH	11-10-07	*	26	5-10	.500	1-5	.200	2-3	.667	2	9	11	11.0	2	0	3	0	1	0	13	13.0
CLEMSON	11-15-07	*	36	3-10	.300	2-6	.333	4-4	1.000	1	5	6	8.5	5	1	2	4	0	2	12	12.5
UT MARTIN	11-17-07	*	26	3-12	.250	0-4	.000	3-4	.750	2	2	4	7.0	1	0	4	4	0	2	9	11.3
vs UC Irvine	11-22-07	*	38	6-10	.600	4-7	.571	2-2	1.000	2	4	6	6.8	1	0	2	1	0	0	18	13.0
vs Southern Illinois	11-23-07	*	38	3-9	.333	1-3	.333	2-2	1.000	0	3	3	6.0	2	0	3	3	1	1	9	12.2
vs Miami (OH)	11-25-07	*	36	2-9	.222	1-5	.200	0-0	.000	0	3	3	5.5	3	0	4	5	0	0	5	11.0
MURRAY STATE	12-01-07	*	36	5-6	.833	2-3	.667	2-2	1.000	1	4	5	5.4	1	0	2	1	0	4	14	11.4
SOUTHEASTERN LOUISIANA	12-08-07	*	30	2-6	.333	2-5	.400	0-0	.000	0	1	1	4.9	1	0	2	2	0	2	6	10.8
MIAMI (FL)	12-13-07	*	37	6-12	.500	5-9	.556	1-2	.500	0	4	4	4.8	1	0	1	1	0	1	18	11.6
at South Alabama	12-15-07	*	39	3-10	.300	1-5	.200	1-3	.333	3	3	6	4.9	4	0	6	4	0	2	8	11.2
at Loyola Marymount	12-19-07	*	25	4-8	.500	2-5	.400	0-2	.000	2	3	5	4.9	1	0	5	3	0	1	10	11.1
at Texas A&M-Corpus Ch	12-21-07	*	36	6-8	.750	2-3	.667	5-7	.714	1	1	2	4.7	1	0	4	2	0	1	19	11.8
MISSOURI	12-30-07	*	38	8-14	.571	3-7	.429	5-5	1.000	2	2	4	4.6	3	0	7	3	0	2	24	12.7
vs Lafayette	01-05-08	*	32	2-8	.250	1-5	.200	1-2	.500	0	3	3	4.5	2	0	1	3	0	1	6	12.2
at LSU	01-09-08	*	35	2-6	.333	1-4	.250	6-8	.750	1	5	6	4.6	3	0	5	2	0	1	11	12.1
GEORGIA	01-12-08	*	36	3-13	.231	0-5	.000	3-5	.600	1	4	5	4.6	4	0	2	4	0	2	9	11.9
KENTUCKY	01-15-08	*	35	2-11	.182	0-5	.000	5-8	.625	3	1	4	4.6	3	0	4	5	0	1	9	11.8
at Alabama	01-19-08	*	35	6-11	.545	3-5	.600	1-2	.500	1	0	1	4.4	3	0	3	2	0	2	16	12.0
MISSISSIPPI	01-26-08	*	33	5-11	.455	0-4	.000	2-4	.500	1	3	4	4.4	2	0	3	2	0	1	12	12.0
at Arkansas	01-30-08	*	30	3-7	.429	0-2	.000	1-2	.500	0	1	1	4.2	5	1	0	1	0	1	7	11.8
TENNESSEE	02-02-08	*	34	7-9	.778	6-8	.750	1-2	.500	1	1	2	4.1	4	0	1	1	0	2	21	12.2
ALABAMA	02-06-08	*	36	5-11	.455	3-8	.375	0-0	.000	0	9	9	4.3	0	0	2	3	1	0	13	12.2
at Auburn	02-09-08	*	37	2-5	.400	2-4	.500	1-2	.500	1	2	3	4.3	2	0	1	4	0	0	7	12.0
ARKANSAS	02-16-08	*	38	5-11	.455	3-5	.600	6-6	1.000	4	1	5	4.3	4	0	1	4	0	2	19	12.3
at Mississippi	02-20-08	*	37	4-13	.308	0-6	.000	3-5	.600	3	5	8	4.4	3	0	3	2	0	1	11	12.2
at South Carolina	02-23-08	*	43	3-10	.300	1-6	.167	1-2	.500	1	2	3	4.4	2	0	0	4	0	1	8	12.1
AUBURN	02-27-08	*	37	4-8	.500	3-5	.600	0-0	.000	0	5	5	4.4	1	0	5	1	0	0	11	12.0
at Florida	03-01-08	*	39	3-13	.231	2-8	.250	2-2	1.000	0	8	8	4.5	1	0	1	0	0	2	10	12.0
at Vanderbilt	03-05-08	*	43	4-9	.444	2-7	.286	0-0	.000	2	3	5	4.6	2	0	1	0	1	0	10	11.9
LSU	03-08-08	*	39	2-9	.222	1-6	.167	0-0	.000	3	1	4	4.5	3	0	0	2	0	1	5	11.7
vs Alabama	03-14-08	*	44	3-12	.250	1-6	.167	4-6	.667	3	5	8	4.6	2	0	3	3	0	5	11	11.6
vs Georgia	03-15-08	*	35	3-14	.214	3-6	.500	1-2	.500	2	4	6	4.7	3	0	4	0	0	0	10	11.6
Totals.....		32	1139	124-315	.394	58-172	.337	65-94	.691	43	107	150	4.7	75	2	85	76	4	41	371	11.6

Games played: 32  
Minutes/game: 35.6  
Points/game: 11.6  
FG Pct: 39.4  
3FG Pct: 33.7  
FT Pct: 69.1

Rebounds/game: 4.7  
Assists/game: 2.7  
Turnovers/game: 2.4  
Assist/turnover ratio: 1.1  
Steals/game: 1.3  
Blocks/game: 0.1

**Mississippi State Men's Basketball**  
**Mississippi State Individual Game-by-Game (as of Mar 16, 2008)**  
**All games**

**#23 Rhodes, Charles**

Opponent	Date	GS	Min	---TOTAL---		---3-PTS---		----REBOUNDS----													
				FG-FGA	Pct	3FG-FGA	Pct	FT-FTA	Pct	Off	Def	Tot	Avg	PF	FO	A	TO	Blk	Stl	Pts	Avg
LOUISIANA TECH	11-10-07	*	27	8-17	.471	0-0	.000	1-4	.250	2	5	7	7.0	2	0	2	0	2	1	17	17.0
CLEMSON	11-15-07	*	25	7-12	.583	0-0	.000	3-7	.429	2	4	6	6.5	3	0	1	2	4	0	17	17.0
UT MARTIN	11-17-07	*	24	7-9	.778	0-0	.000	1-2	.500	4	1	5	6.0	3	0	2	4	3	1	15	16.3
vs UC Irvine	11-22-07	*	35	3-14	.214	0-2	.000	5-6	.833	3	8	11	7.3	2	0	1	5	1	3	11	15.0
vs Southern Illinois	11-23-07	*	21	2-5	.400	0-0	.000	0-1	.000	3	3	6	7.0	5	1	0	3	0	0	4	12.8
vs Miami (OH)	11-25-07	*	37	11-15	.733	0-0	.000	3-4	.750	3	7	10	7.5	3	0	1	3	0	1	25	14.8
MURRAY STATE	12-01-07	*	25	8-14	.571	0-0	.000	6-6	1.000	4	1	5	7.1	2	0	2	0	2	0	22	15.9
SOUTHEASTERN LOUISIANA	12-08-07	*	30	7-8	.875	0-0	.000	2-2	1.000	1	6	7	7.1	5	1	0	5	1	3	16	15.9
MIAMI (FL)	12-13-07	*	35	4-12	.333	0-0	.000	2-3	.667	3	4	7	7.1	2	0	1	1	1	0	10	15.2
at South Alabama	12-15-07		21	4-7	.571	0-0	.000	2-5	.400	3	1	4	6.8	3	0	0	2	0	1	10	14.7
at Loyola Marymount	12-19-07	*	26	7-12	.583	0-0	.000	0-2	.000	5	5	10	7.1	4	0	1	3	1	0	14	14.6
at Texas A&M-Corpus Ch	12-21-07	*	33	10-16	.625	0-0	.000	6-9	.667	3	7	10	7.3	2	0	1	1	1	1	26	15.6
GEORGIA	01-12-08		12	4-5	.800	0-0	.000	0-2	.000	0	3	3	7.0	1	0	0	0	2	1	8	15.0
KENTUCKY	01-15-08	*	30	5-8	.625	0-0	.000	2-4	.500	1	2	3	6.7	0	0	2	3	1	1	12	14.8
at Alabama	01-19-08	*	31	2-7	.286	0-1	.000	1-2	.500	3	6	9	6.9	2	0	0	0	1	0	5	14.1
MISSISSIPPI	01-26-08	*	28	12-14	.857	0-0	.000	2-3	.667	3	3	6	6.8	1	0	1	2	0	0	26	14.9
at Arkansas	01-30-08	*	37	4-11	.364	0-0	.000	3-5	.600	5	10	15	7.3	2	0	1	5	3	0	11	14.6
TENNESSEE	02-02-08	*	35	4-9	.444	0-0	.000	7-8	.875	1	9	10	7.4	2	0	1	5	5	0	15	14.7
ALABAMA	02-06-08	*	33	7-12	.583	0-0	.000	3-6	.500	3	6	9	7.5	2	0	1	3	2	0	17	14.8
at Auburn	02-09-08	*	33	5-11	.455	0-0	.000	7-7	1.000	5	5	10	7.7	4	0	0	3	1	1	17	14.9
ARKANSAS	02-16-08	*	28	9-18	.500	1-1	1.000	5-7	.714	1	0	1	7.3	2	0	1	0	0	1	24	15.3
at Mississippi	02-20-08	*	37	5-11	.455	0-0	.000	3-4	.750	3	2	5	7.2	2	0	1	2	0	0	13	15.2
at South Carolina	02-23-08	*	42	11-17	.647	0-0	.000	2-3	.667	5	4	9	7.3	1	0	3	3	0	0	24	15.6
AUBURN	02-27-08	*	33	11-14	.786	1-1	1.000	7-8	.875	3	6	9	7.4	4	0	0	1	2	0	30	16.2
at Florida	03-01-08	*	36	6-13	.462	0-0	.000	3-6	.500	2	6	8	7.4	1	0	2	1	0	1	15	16.2
at Vanderbilt	03-05-08	*	39	9-15	.600	0-0	.000	4-8	.500	2	12	14	7.7	4	0	0	3	1	0	22	16.4
LSU	03-08-08	*	36	9-17	.529	0-0	.000	9-10	.900	5	5	10	7.7	1	0	0	4	2	0	27	16.8
vs Alabama	03-14-08	*	42	7-14	.500	1-1	1.000	0-0	.000	2	6	8	7.8	2	0	2	6	3	0	15	16.7
vs Georgia	03-15-08	*	33	9-18	.500	0-0	.000	4-6	.667	1	5	6	7.7	2	0	0	2	2	0	22	16.9
Totals.....		27	904	197-355	.555	3-6	.500	93-140	.664	81	142	223	7.7	69	2	27	72	41	16	490	16.9

Games played: 29  
Minutes/game: 31.2  
Points/game: 16.9  
FG Pct: 55.5  
3FG Pct: 50.0  
FT Pct: 66.4

Rebounds/game: 7.7  
Assists/game: 0.9  
Turnovers/game: 2.5  
Assist/turnover ratio: 0.4  
Steals/game: 0.6  
Blocks/game: 1.4

Mississippi State Men's Basketball  
Mississippi State Individual Game-by-Game (as of Mar 16, 2008)  
All games

#24 Augustus, Kodi

Opponent	Date	GS	Min	---TOTAL---		---3-PTS---		FT-FTA	----REBOUNDS----				PF	FO	A	TO	Blk	Stl	Pts	Avg	
				FG-FGA	Pct	3FG-FGA	Pct		Off	Def	Tot	Avg									
LOUISIANA TECH	11-10-07		9	0-2	.000	0-2	.000	0-0	.000	0	2	2	2.0	1	0	0	0	0	0	0.0	
UT MARTIN	11-17-07		7	0-1	.000	0-0	.000	0-0	.000	0	0	0	1.0	2	0	0	3	1	0	0.0	
vs UC Irvine	11-22-07		1	0-0	.000	0-0	.000	0-0	.000	0	0	0	0.7	0	0	0	0	0	0	0.0	
MURRAY STATE	12-01-07		4	0-0	.000	0-0	.000	3-5	.600	0	1	1	0.8	1	0	0	1	0	0	3	0.8
SOUTHEASTERN LOUISIANA	12-08-07		11	3-5	.600	2-2	1.000	0-0	.000	2	4	6	1.8	1	0	0	2	0	0	8	2.2
at Loyola Marymount	12-19-07		10	1-1	1.000	0-0	.000	1-2	.500	1	1	2	1.8	3	0	2	0	0	1	3	2.3
at Texas A&M-Corpus Ch	12-21-07		4	0-1	.000	0-1	.000	0-0	.000	0	0	0	1.6	0	0	0	0	0	0	0	2.0
MISSOURI	12-30-07		2	0-0	.000	0-0	.000	0-0	.000	0	0	0	1.4	0	0	0	0	0	0	0	1.8
vs Lafayette	01-05-08		2	0-1	.000	0-1	.000	0-0	.000	0	1	1	1.3	0	0	0	1	1	0	0	1.6
at LSU	01-09-08		1	1-2	.500	0-1	.000	0-0	.000	0	0	0	1.2	0	0	0	0	0	0	2	1.6
MISSISSIPPI	01-26-08		1	0-0	.000	0-0	.000	0-0	.000	0	0	0	1.1	0	0	0	0	1	0	0	1.5
Totals.....		0	52	5-13	.385	2-7	.286	4-7	.571	3	9	12	1.1	8	0	2	7	3	1	16	1.5

Games played: 11

Minutes/game: 4.7

Points/game: 1.5

FG Pct: 38.5

3FG Pct: 28.6

FT Pct: 57.1

Rebounds/game: 1.1

Assists/game: 0.2

Turnovers/game: 0.6

Assist/turnover ratio: 0.3

Steals/game: 0.1

Blocks/game: 0.3

**Mississippi State Men's Basketball**  
**Mississippi State Individual Game-by-Game (as of Mar 16, 2008)**  
**All games**

**#25 Turner, Phil**

Opponent	Date	GS	Min	---TOTAL---		---3-PTS---		----REBOUNDS----										PF	FO	A	TO	Blk	Stl	Pts	Avg
				FG-FGA	Pct	3FG-FGA	Pct	FT-FTA	Pct	Off	Def	Tot	Avg												
LOUISIANA TECH	11-10-07		18	0-3	.000	0-1	.000	0-0	.000	0	4	4	4.0	1	0	2	0	0	2	0	0.0				
CLEMSON	11-15-07		15	2-6	.333	1-2	.500	0-2	.000	3	1	4	4.0	3	0	1	1	0	0	5	2.5				
UT MARTIN	11-17-07		16	2-6	.333	1-4	.250	1-2	.500	0	0	0	2.7	1	0	1	2	0	0	6	3.7				
vs UC Irvine	11-22-07		16	1-4	.250	1-3	.333	0-0	.000	0	2	2	2.5	1	0	2	0	0	2	3	3.5				
vs Southern Illinois	11-23-07		17	1-3	.333	1-2	.500	0-0	.000	0	1	1	2.2	2	0	0	1	0	1	3	3.4				
vs Miami (OH)	11-25-07		4	0-1	.000	0-0	.000	0-0	.000	2	1	3	2.3	0	0	0	0	0	0	0	2.8				
MURRAY STATE	12-01-07		11	1-5	.200	0-3	.000	0-0	.000	0	1	1	2.1	0	0	0	1	0	1	2	2.7				
SOUTHEASTERN LOUISIANA	12-08-07		12	0-2	.000	0-2	.000	1-2	.500	0	0	0	1.9	1	0	0	1	0	1	1	2.5				
MIAMI (FL)	12-13-07		5	1-3	.333	0-2	.000	0-0	.000	0	0	0	1.7	1	0	0	0	0	1	2	2.4				
at South Alabama	12-15-07	*	26	6-9	.667	4-6	.667	1-2	.500	2	2	4	1.9	5	1	3	2	1	2	17	3.9				
at Loyola Marymount	12-19-07		16	1-3	.333	0-2	.000	1-2	.500	0	1	1	1.8	1	0	0	1	0	3	3	3.8				
at Texas A&M-Corpus Ch	12-21-07		16	4-5	.800	3-3	1.000	2-2	1.000	2	1	3	1.9	1	0	2	1	1	2	13	4.6				
MISSOURI	12-30-07	*	34	4-10	.400	0-3	.000	4-6	.667	3	7	10	2.5	2	0	2	2	0	2	12	5.2				
vs Lafayette	01-05-08	*	28	2-6	.333	1-4	.250	3-4	.750	0	8	8	2.9	4	0	1	1	2	1	8	5.4				
at LSU	01-09-08	*	34	2-6	.333	0-2	.000	0-0	.000	0	3	3	2.9	3	0	1	2	0	2	4	5.3				
GEORGIA	01-12-08	*	37	2-7	.286	2-6	.333	1-2	.500	1	8	9	3.3	3	0	2	4	2	2	7	5.4				
KENTUCKY	01-15-08	*	33	4-10	.400	3-8	.375	0-0	.000	1	3	4	3.4	1	0	1	0	0	0	11	5.7				
at Alabama	01-19-08	*	28	1-5	.200	1-4	.250	0-0	.000	1	1	2	3.3	2	0	3	2	0	0	3	5.6				
MISSISSIPPI	01-26-08	*	28	0-5	.000	0-2	.000	0-0	.000	1	5	6	3.4	3	0	0	1	0	0	0	5.3				
at Arkansas	01-30-08	*	27	2-6	.333	2-5	.400	0-0	.000	0	3	3	3.4	3	0	1	3	0	1	6	5.3				
TENNESSEE	02-02-08	*	24	1-5	.200	0-2	.000	0-1	.000	1	2	3	3.4	2	0	0	1	1	0	2	5.1				
ALABAMA	02-06-08	*	14	1-3	.333	1-3	.333	1-2	.500	0	5	5	3.5	0	0	0	1	0	1	4	5.1				
at Auburn	02-09-08		15	1-2	.500	1-2	.500	0-0	.000	0	3	3	3.4	1	0	1	1	2	2	3	5.0				
ARKANSAS	02-16-08		1	0-0	.000	0-0	.000	0-0	.000	0	0	0	3.3	0	0	0	0	0	0	0	4.8				
at South Carolina	02-23-08		5	1-1	1.000	1-1	1.000	0-0	.000	0	0	0	3.2	1	0	0	0	0	0	3	4.7				
AUBURN	02-27-08		5	1-3	.333	1-2	.500	0-0	.000	0	0	0	3.0	1	0	0	0	0	0	3	4.7				
vs Alabama	03-14-08		2	0-1	.000	0-1	.000	0-0	.000	0	0	0	2.9	0	0	0	0	0	0	0	4.5				
vs Georgia	03-15-08		6	0-3	.000	0-3	.000	0-0	.000	1	3	4	3.0	0	0	1	0	1	0	0	4.3				
Totals.....		11	493	41-123	.333	24-78	.308	15-27	.556	18	65	83	3.0	43	1	24	28	10	26	121	4.3				

Games played: 28  
Minutes/game: 17.6  
Points/game: 4.3  
FG Pct: 33.3  
3FG Pct: 30.8  
FT Pct: 55.6

Rebounds/game: 3.0  
Assists/game: 0.9  
Turnovers/game: 1.0  
Assist/turnover ratio: 0.9  
Steals/game: 0.9  
Blocks/game: 0.4



Mississippi State Men's Basketball  
Mississippi State Individual Game-by-Game (as of Mar 16, 2008)  
All games

#32 Varnado, Jarvis

Opponent	Date	GS	Min	---TOTAL---		---3-PTS---		----REBOUNDS-----															
				FG-FGA	Pct	3FG-FGA	Pct	FT-FTA	Pct	Off	Def	Tot	Avg	PF	FO	A	TO	Blk	Stl	Pts	Avg		
LOUISIANA TECH	11-10-07	*	26	1-5	.200	0-0	.000	2-2	1.000	1	4	5	5.0	1	0	0	1	6	0	4	4.0		
CLEMSON	11-15-07	*	27	3-7	.429	0-0	.000	1-2	.500	6	6	12	8.5	5	1	0	4	6	0	7	5.5		
UT MARTIN	11-17-07	*	27	4-4	1.000	0-0	.000	0-0	.000	3	13	16	11.0	1	0	1	1	3	0	8	6.3		
vs UC Irvine	11-22-07	*	19	1-2	.500	0-0	.000	0-1	.000	3	3	6	9.8	4	0	1	0	2	0	2	5.3		
vs Southern Illinois	11-23-07	*	36	3-3	1.000	0-0	.000	0-2	.000	2	5	7	9.2	3	0	0	2	2	2	6	5.4		
vs Miami (OH)	11-25-07	*	30	1-3	.333	0-0	.000	0-2	.000	2	4	6	8.7	3	0	0	1	5	0	2	4.8		
MURRAY STATE	12-01-07	*	24	1-1	1.000	0-0	.000	0-0	.000	3	4	7	8.4	1	0	1	2	3	1	2	4.4		
SOUTHEASTERN LOUISIANA	12-08-07	*	17	4-6	.667	0-0	.000	0-0	.000	0	3	3	7.8	5	1	0	2	4	0	8	4.9		
MIAMI (FL)	12-13-07	*	31	4-6	.667	0-0	.000	0-0	.000	2	5	7	7.7	2	0	1	0	10	0	8	5.2		
at South Alabama	12-15-07	*	34	4-5	.800	0-0	.000	1-4	.250	4	6	10	7.9	5	1	1	0	6	3	9	5.6		
at Loyola Marymount	12-19-07	*	20	4-4	1.000	0-0	.000	2-6	.333	2	4	6	7.7	4	0	1	2	9	0	10	6.0		
at Texas A&M-Corpus Ch	12-21-07	*	24	1-9	.111	0-1	.000	0-0	.000	5	2	7	7.7	2	0	1	1	0	0	2	5.7		
MISSOURI	12-30-07	*	23	4-6	.667	0-0	.000	1-4	.250	3	5	8	7.7	3	0	0	1	5	0	9	5.9		
vs Lafayette	01-05-08	*	26	5-5	1.000	0-0	.000	6-9	.667	3	9	12	8.0	1	0	0	1	5	1	16	6.6		
at LSU	01-09-08	*	25	6-10	.600	0-0	.000	1-4	.250	5	12	17	8.6	2	0	0	1	7	0	13	7.1		
GEORGIA	01-12-08	*	21	4-5	.800	0-0	.000	1-1	1.000	2	7	9	8.6	3	0	0	0	10	0	9	7.2		
KENTUCKY	01-15-08	*	36	3-5	.600	0-0	.000	4-10	.400	2	10	12	8.8	2	0	1	1	10	0	10	7.4		
at Alabama	01-19-08	*	21	2-4	.500	0-0	.000	0-2	.000	4	2	6	8.7	4	0	0	1	0	3	4	7.2		
MISSISSIPPI	01-26-08	*	29	4-5	.800	0-0	.000	4-4	1.000	0	8	8	8.6	3	0	1	1	4	0	12	7.4		
at Arkansas	01-30-08	*	24	0-1	.000	0-0	.000	1-2	.500	2	4	6	8.5	3	0	0	2	4	1	1	7.1		
TENNESSEE	02-02-08	*	30	2-4	.500	0-0	.000	1-4	.250	1	3	4	8.3	2	0	0	0	2	1	5	7.0		
ALABAMA	02-06-08	*	30	4-5	.800	0-0	.000	0-0	.000	1	2	3	8.0	1	0	1	1	2	0	8	7.0		
at Auburn	02-09-08	*	23	4-4	1.000	0-0	.000	0-0	.000	0	3	3	7.8	4	0	1	2	6	0	8	7.1		
ARKANSAS	02-16-08	*	29	3-4	.750	0-0	.000	4-6	.667	2	8	10	7.9	2	0	0	0	3	2	10	7.2		
at Mississippi	02-20-08	*	32	3-5	.600	0-0	.000	0-0	.000	4	2	6	7.8	2	0	0	3	6	0	6	7.2		
at South Carolina	02-23-08	*	37	3-5	.600	0-0	.000	1-1	1.000	1	11	12	8.0	5	1	1	3	5	0	7	7.2		
AUBURN	02-27-08	*	37	6-7	.857	0-0	.000	2-4	.500	2	7	9	8.0	2	0	2	1	4	1	14	7.4		
at Florida	03-01-08	*	37	4-7	.571	0-0	.000	3-8	.375	1	10	11	8.1	3	0	1	1	7	2	11	7.5		
at Vanderbilt	03-05-08	*	33	7-9	.778	0-0	.000	2-5	.400	1	2	3	8.0	5	1	1	3	1	0	16	7.8		
LSU	03-08-08	*	27	3-8	.375	1-1	1.000	0-0	.000	3	3	6	7.9	3	0	1	1	7	0	7	7.8		
vs Alabama	03-14-08	*	40	4-5	.800	0-0	.000	2-3	.667	2	9	11	8.0	3	0	0	1	3	1	10	7.9		
vs Georgia	03-15-08	*	33	0-0	.000	0-0	.000	3-4	.750	1	5	6	7.9	2	0	0	0	1	0	3	7.7		
Totals.....		32	908	102-159	.642	1-2	.500	42-90	.467	73	181	254	7.9	91	5	17	40	148	18	247	7.7		

Games played: 32  
Minutes/game: 28.4  
Points/game: 7.7  
FG Pct: 64.2  
3FG Pct: 50.0  
FT Pct: 46.7

Rebounds/game: 7.9  
Assists/game: 0.5  
Turnovers/game: 1.3  
Assist/turnover ratio: 0.4  
Steals/game: 0.6  
Blocks/game: 4.6

Mississippi State Men's Basketball  
Mississippi State Individual Game-by-Game (as of Mar 16, 2008)  
All games

#33 Bolen, Brandon

Opponent	Date	GS	Min	---TOTAL---		---3-PTS---		FT-FTA	----REBOUNDS----				PF	FO	A	TO	Blk	Stl	Pts	Avg	
				FG-FGA	Pct	3FG-FGA	Pct		Pct	Off	Def	Tot									Avg
LOUISIANA TECH	11-10-07		1	0-0	.000	0-0	.000	0-0	.000	0	1	1	1.0	0	0	0	0	0	0	0.0	
UT MARTIN	11-17-07		1	0-0	.000	0-0	.000	0-0	.000	0	0	0	0.5	1	0	0	1	0	0	0.0	
MURRAY STATE	12-01-07		1	0-1	.000	0-0	.000	0-0	.000	0	0	0	0.3	0	0	0	0	0	0	0.0	
SOUTHEASTERN LOUISIANA	12-08-07		1	0-0	.000	0-0	.000	0-0	.000	0	0	0	0.3	0	0	0	1	0	0	0.0	
at Loyola Marymount	12-19-07		1	0-0	.000	0-0	.000	0-0	.000	0	0	0	0.2	0	0	0	0	0	0	0.0	
at Texas A&M-Corpus Ch	12-21-07		2	0-0	.000	0-0	.000	1-2	.500	1	0	1	0.3	0	0	0	0	0	1	0.2	
vs Lafayette	01-05-08		3	0-1	.000	0-1	.000	0-0	.000	0	0	0	0.3	0	0	0	1	0	0	0.1	
at LSU	01-09-08		1	0-0	.000	0-0	.000	0-0	.000	0	2	2	0.5	0	0	0	0	0	0	0.1	
MISSISSIPPI	01-26-08		1	0-0	.000	0-0	.000	0-0	.000	0	0	0	0.4	0	0	0	0	0	0	0.1	
Totals.....		0	12	0-2	.000	0-1	.000	1-2	.500	1	3	4	0.4	1	0	0	3	0	0	1	0.1

Games played: 9

Rebounds/game: 0.4

Minutes/game: 1.3

Turnovers/game: 0.3

Points/game: 0.1

FG Pct: 0.0

3FG Pct: 0.0

FT Pct: 50.0

**Mississippi State Men's Basketball**  
**Mississippi State Individual Game-by-Game (as of Mar 16, 2008)**  
**All games**

**#44 Gordon, Jamont**

Opponent	Date	GS	Min	---TOTAL---		---3-PTS---		----REBOUNDS----										Blk	Stl	Pts	Avg
				FG-FGA	Pct	3FG-FGA	Pct	FT-FTA	Pct	Off	Def	Tot	Avg	PF	FO	A	TO				
LOUISIANA TECH	11-10-07	*	29	7-14	.500	3-7	.429	4-4	1.000	2	3	5	5.0	1	0	3	2	0	2	21	21.0
CLEMSON	11-15-07	*	33	7-16	.438	3-9	.333	6-10	.600	3	9	12	8.5	4	0	3	6	0	1	23	22.0
UT MARTIN	11-17-07	*	29	4-8	.500	2-4	.500	0-1	.000	0	4	4	7.0	1	0	6	3	2	1	10	18.0
vs UC Irvine	11-22-07	*	25	7-12	.583	1-2	.500	0-2	.000	1	5	6	6.8	4	0	4	5	2	1	15	17.3
vs Southern Illinois	11-23-07	*	35	7-12	.583	4-8	.500	2-2	1.000	2	2	4	6.2	3	0	2	5	0	0	20	17.8
vs Miami (OH)	11-25-07	*	40	6-17	.353	0-5	.000	6-7	.857	1	5	6	6.2	1	0	4	3	2	2	18	17.8
MURRAY STATE	12-01-07	*	30	5-12	.417	0-3	.000	5-6	.833	1	3	4	5.9	1	0	4	2	0	1	15	17.4
SOUTHEASTERN LOUISIANA	12-08-07	*	32	8-18	.444	1-3	.333	8-10	.800	3	4	7	6.0	1	0	4	3	1	1	25	18.4
MIAMI (FL)	12-13-07	*	38	7-19	.368	1-5	.200	3-5	.600	0	9	9	6.3	3	0	5	6	0	0	18	18.3
at South Alabama	12-15-07	*	35	1-14	.071	0-6	.000	5-8	.625	2	11	13	7.0	3	0	5	5	0	2	7	17.2
at Loyola Marymount	12-19-07	*	30	9-14	.643	5-7	.714	2-5	.400	0	3	3	6.6	2	0	7	3	0	3	25	17.9
at Texas A&M-Corpus Ch	12-21-07	*	24	4-8	.500	0-1	.000	5-6	.833	1	1	2	6.3	2	0	5	1	0	2	13	17.5
MISSOURI	12-30-07	*	38	8-17	.471	0-4	.000	4-5	.800	2	6	8	6.4	3	0	5	3	2	0	20	17.7
vs Lafayette	01-05-08	*	33	6-19	.316	1-4	.250	2-2	1.000	5	2	7	6.4	1	0	7	6	0	1	15	17.5
at LSU	01-09-08	*	37	5-13	.385	1-4	.250	2-3	.667	0	6	6	6.4	2	0	1	3	2	1	13	17.2
GEORGIA	01-12-08	*	33	6-12	.500	0-3	.000	3-3	1.000	2	7	9	6.6	3	0	2	4	2	0	15	17.1
KENTUCKY	01-15-08	*	36	7-11	.636	5-7	.714	5-9	.556	2	7	9	6.7	3	0	5	2	1	0	24	17.5
at Alabama	01-19-08	*	34	10-17	.588	4-8	.500	0-1	.000	0	4	4	6.6	3	0	5	4	1	1	24	17.8
MISSISSIPPI	01-26-08	*	30	5-12	.417	2-6	.333	1-1	1.000	0	1	1	6.3	2	0	6	1	1	2	13	17.6
at Arkansas	01-30-08	*	37	8-16	.500	3-8	.375	5-6	.833	0	4	4	6.2	3	0	1	6	0	1	24	17.9
TENNESSEE	02-02-08	*	37	4-12	.333	4-10	.400	5-9	.556	0	3	3	6.0	4	0	6	4	0	0	17	17.9
ALABAMA	02-06-08	*	38	5-13	.385	0-4	.000	7-10	.700	1	5	6	6.0	2	0	10	1	1	3	17	17.8
at Auburn	02-09-08	*	37	5-11	.455	3-7	.429	11-12	.917	2	11	13	6.3	1	0	8	8	0	0	24	18.1
ARKANSAS	02-16-08	*	35	1-9	.111	0-4	.000	7-9	.778	2	6	8	6.4	1	0	8	6	2	1	9	17.7
at Mississippi	02-20-08	*	36	6-17	.353	4-11	.364	4-8	.500	0	6	6	6.4	4	0	3	4	0	2	20	17.8
at South Carolina	02-23-08	*	36	3-10	.300	1-4	.250	2-4	.500	0	5	5	6.3	5	1	4	7	0	2	9	17.5
AUBURN	02-27-08	*	33	8-14	.571	4-8	.500	0-1	.000	2	2	4	6.2	3	0	6	6	0	0	20	17.6
at Florida	03-01-08	*	33	1-8	.125	0-4	.000	2-4	.500	2	3	5	6.2	4	0	5	3	0	4	4	17.1
at Vanderbilt	03-05-08	*	40	9-19	.474	0-4	.000	6-9	.667	0	8	8	6.2	3	0	5	4	0	3	24	17.3
LSU	03-08-08	*	37	6-15	.400	3-7	.429	8-10	.800	0	9	9	6.3	2	0	4	5	1	0	23	17.5
vs Alabama	03-14-08	*	44	7-18	.389	0-4	.000	9-11	.818	3	6	9	6.4	3	0	4	5	0	1	23	17.7
vs Georgia	03-15-08	*	37	2-8	.250	1-6	.167	2-2	1.000	0	3	3	6.3	2	0	7	3	0	0	7	17.3
Totals.....		32	1101	184-435	.423	56-177	.316	131-185	.708	39	163	202	6.3	80	1	154	129	20	38	555	17.3

Games played: 32  
Minutes/game: 34.4  
Points/game: 17.3  
FG Pct: 42.3  
3FG Pct: 31.6  
FT Pct: 70.8

Rebounds/game: 6.3  
Assists/game: 4.8  
Turnovers/game: 4.0  
Assist/turnover ratio: 1.2  
Steals/game: 1.2  
Blocks/game: 0.6

**Mississippi State Men's Basketball**  
**Mississippi State Individual Game-by-Game (as of Mar 16, 2008)**  
**All games**

**#45 Bailey, Elgin**

Opponent	Date	GS	Min	---TOTAL---		---3-PTS---		----REBOUNDS----										PF	FO	A	TO	Blk	Stl	Pts	Avg
				FG-FGA	Pct	3FG-FGA	Pct	FT-FTA	Pct	Off	Def	Tot	Avg												
LOUISIANA TECH	11-10-07		8	1-3	.333	0-0	.000	0-2	.000	1	0	1	1.0	0	0	0	0	0	0	2	2.0				
CLEMSON	11-15-07		3	1-2	.500	0-0	.000	0-0	.000	1	0	1	1.0	2	0	0	0	0	0	2	2.0				
UT MARTIN	11-17-07		8	2-2	1.000	0-0	.000	0-0	.000	0	2	2	1.3	1	0	0	2	0	1	4	2.7				
vs UC Irvine	11-22-07		4	0-0	.000	0-0	.000	0-2	.000	0	0	0	1.0	0	0	0	0	0	0	0	2.0				
vs Southern Illinois	11-23-07		6	0-0	.000	0-0	.000	0-0	.000	0	1	1	1.0	2	0	0	1	0	0	0	1.6				
MURRAY STATE	12-01-07		8	1-2	.500	0-0	.000	1-3	.333	1	2	3	1.3	1	0	0	2	1	1	3	1.8				
SOUTHEASTERN LOUISIANA	12-08-07		14	1-2	.500	0-0	.000	0-2	.000	3	1	4	1.7	0	0	1	1	0	1	2	1.9				
at South Alabama	12-15-07		2	0-0	.000	0-0	.000	0-0	.000	0	0	0	1.5	1	0	0	0	0	0	0	1.6				
at Loyola Marymount	12-19-07		9	0-0	.000	0-0	.000	1-4	.250	0	5	5	1.9	2	0	0	1	0	0	1	1.6				
at Texas A&M-Corpus Ch	12-21-07		7	1-5	.200	0-0	.000	3-4	.750	3	2	5	2.2	3	0	0	1	1	0	5	1.9				
MISSOURI	12-30-07		4	0-0	.000	0-0	.000	0-0	.000	0	0	0	2.0	1	0	0	0	0	0	0	1.7				
vs Lafayette	01-05-08		5	0-2	.000	0-0	.000	0-2	.000	2	0	2	2.0	1	0	0	1	0	0	0	1.6				
at LSU	01-09-08		6	1-1	1.000	0-0	.000	0-2	.000	1	0	1	1.9	1	0	0	3	1	0	2	1.6				
KENTUCKY	01-15-08		3	0-1	.000	0-0	.000	1-2	.500	1	0	1	1.9	2	0	0	0	0	0	1	1.6				
at Alabama	01-19-08		13	0-0	.000	0-0	.000	0-0	.000	1	3	4	2.0	3	0	0	0	0	1	0	1.5				
MISSISSIPPI	01-26-08		11	2-2	1.000	0-0	.000	4-7	.571	0	3	3	2.1	1	0	0	0	2	0	8	1.9				
at Arkansas	01-30-08		7	0-1	.000	0-0	.000	0-0	.000	0	0	0	1.9	3	0	0	2	0	0	0	1.8				
TENNESSEE	02-02-08		6	1-2	.500	0-0	.000	1-3	.333	1	3	4	2.1	3	0	0	0	2	0	3	1.8				
ALABAMA	02-06-08		8	1-1	1.000	0-0	.000	2-2	1.000	0	2	2	2.1	2	0	0	1	0	0	4	1.9				
at Auburn	02-09-08		4	0-1	.000	0-0	.000	0-0	.000	0	0	0	2.0	1	0	0	0	0	0	0	1.9				
ARKANSAS	02-16-08		11	4-5	.800	0-0	.000	0-0	.000	3	0	3	2.0	1	0	0	0	0	0	8	2.1				
at Mississippi	02-20-08		8	1-3	.333	0-0	.000	1-2	.500	1	0	1	2.0	3	0	0	0	0	0	3	2.2				
at South Carolina	02-23-08		8	0-1	.000	0-0	.000	1-2	.500	0	1	1	1.9	0	0	0	0	0	0	1	2.1				
AUBURN	02-27-08		3	0-0	.000	0-0	.000	0-0	.000	0	0	0	1.8	0	0	0	0	0	0	0	2.0				
at Florida	03-01-08		3	0-0	.000	0-0	.000	0-0	.000	0	0	0	1.8	2	0	0	0	0	0	0	2.0				
at Vanderbilt	03-05-08		12	0-0	.000	0-0	.000	1-2	.500	0	1	1	1.7	1	0	0	0	1	0	1	1.9				
LSU	03-08-08		9	1-1	1.000	0-0	.000	0-0	.000	0	0	0	1.7	1	0	0	0	0	0	2	1.9				
vs Alabama	03-14-08		5	0-0	.000	0-0	.000	0-0	.000	1	0	1	1.6	0	0	0	1	0	0	0	1.9				
vs Georgia	03-15-08		7	0-1	.000	0-0	.000	0-0	.000	0	0	0	1.6	1	0	0	0	0	0	0	1.8				
Totals.....		0	202	18-38	.474	0-0	.000	16-41	.390	20	26	46	1.6	39	0	1	16	8	4	52	1.8				

Games played: 29  
Minutes/game: 7.0  
Points/game: 1.8  
FG Pct: 47.4  
FT Pct: 39.0

Rebounds/game: 1.6  
Assists/game: 0.0  
Turnovers/game: 0.6  
Assist/turnover ratio: 0.1  
Steals/game: 0.1  
Blocks/game: 0.3

## Augustus, Kodi

			Total		3-Point		Rebounds										
Year	GP-GS	Min/Avg	FG-FGA	Pct	FG-FGA	Pct	FT-FTA	Pct	Off-Def	Tot	Avg	PF-FO	Ast	TO	Blk	Stl	Pts/Avg
2007-08	11-0	52/4.7	5-13	.385	2-7	.286	4-7	.571	3-9	12	1.1	8-0	2	7	3	1	16/1.5
TOTAL	11-0	52/4.7	5-13	.385	2-7	.286	4-7	.571	3-9	12	1.1	8-0	2	7	3	1	16/1.5

## Bailey, Elgin

			Total		3-Point				Rebounds								
Year	GP-GS	Min/Avg	FG-FGA	Pct	FG-FGA	Pct	FT-FTA	Pct	Off-Def	Tot	Avg	PF-FO	Ast	TO	Blk	Stl	Pts/Avg
2007-08	29-0	202/7.0	18-38	.474	0-0	.000	16-41	.390	20-26	46	1.6	39-0	1	16	8	4	52/1.8
TOTAL	29-0	202/7.0	18-38	.474	0-0	.000	16-41	.390	20-26	46	1.6	39-0	1	16	8	4	52/1.8

## Begley, Billy

			Total		3-Point				Rebounds								
Year	GP-GS	Min/Avg	FG-FGA	Pct	FG-FGA	Pct	FT-FTA	Pct	Off-Def	Tot	Avg	PF-FO	Ast	TO	Blk	Stl	Pts/Avg
2003-04	5-0	6/1.2	1-2	.500	0-1	.000	0-2	.000	1-2	3	0.6	0-0	0	2	0	0	2/0.4
2004-05	12-0	16/1.3	3-5	.600	2-3	.667	2-2	1.000	0-2	2	0.2	0-0	1	0	0	0	10/0.8
2006-07	12-0	21/1.8	1-14	.071	0-11	.000	0-0	.000	0-1	1	0.1	2-0	2	2	0	0	2/0.2
2007-08	11-0	14/1.3	0-3	.000	0-2	.000	0-0	.000	0-1	1	0.1	1-0	0	1	0	0	0/0.0
TOTAL	40-0	57/1.4	5-24	.208	2-17	.118	2-4	.500	1-6	7	0.2	3-0	3	5	0	0	14/0.4

## Benock, Riley

			Total		3-Point		Rebounds										
Year	GP-GS	Min/Avg	FG-FGA	Pct	FG-FGA	Pct	FT-FTA	Pct	Off-Def	Tot	Avg	PF-FO	Ast	TO	Blk	Stl	Pts/Avg
2007-08	28-0	228/8.1	15-37	.405	14-33	.424	5-8	.625	2-17	19	0.7	16-0	22	16	4	4	49/1.8
TOTAL	28-0	228/8.1	15-37	.405	14-33	.424	5-8	.625	2-17	19	0.7	16-0	22	16	4	4	49/1.8

## Bolen, Brandon

			Total		3-Point		Rebounds										
Year	GP-GS	Min/Avg	FG-FGA	Pct	FG-FGA	Pct	FT-FTA	Pct	Off-Def	Tot	Avg	PF-FO	Ast	TO	Blk	Stl	Pts/Avg
2007-08	9-0	12/1.3	0-2	.000	0-1	.000	1-2	.500	1-3	4	0.4	1-0	0	3	0	0	1/0.1
TOTAL	9-0	12/1.3	0-2	.000	0-1	.000	1-2	.500	1-3	4	0.4	1-0	0	3	0	0	1/0.1

Bryant, Rod																	
Year	GP-GS	Min/Avg	Total		3-Point		FT-FTA	Pct	Rebounds			PF-FO	Ast	TO	Blk	Stl	Pts/Avg
			FG-FGA	Pct	FG-FGA	Pct			Off-Def	Tot	Avg						
2007-08	5-0	5/1.0	2-3	.667	0-0	.000	0-1	.000	0-1	1	0.2	0-0	0	1	0	0	4/0.8
TOTAL	5-0	5/1.0	2-3	.667	0-0	.000	0-1	.000	0-1	1	0.2	0-0	0	1	0	0	4/0.8
-----																	
Gordon, Jamont																	
Year	GP-GS	Min/Avg	Total		3-Point		FT-FTA	Pct	Rebounds			PF-FO	Ast	TO	Blk	Stl	Pts/Avg
			FG-FGA	Pct	FG-FGA	Pct			Off-Def	Tot	Avg						
2005-06	30-30	988/32.9	139-341	.408	27-104	.260	108-167	.647	49-154	203	6.8	84-2	129	142	16	34	413/13.8
2006-07	35-35	1129/32.3	181-432	.419	42-121	.347	157-222	.707	43-207	250	7.1	85-2	187	123	20	46	561/16.0
2007-08	32-32	1101/34.4	184-435	.423	56-177	.316	131-185	.708	39-163	202	6.3	80-1	154	129	20	38	555/17.3
TOTAL	97-97	3218/33.2	504-1208	.417	125-402	.311	396-574	.690	131-524	655	6.8	249-5	470	394	56	118	1529/15.8
-----																	
Hansbrough, Ben																	
Year	GP-GS	Min/Avg	Total		3-Point		FT-FTA	Pct	Rebounds			PF-FO	Ast	TO	Blk	Stl	Pts/Avg
			FG-FGA	Pct	FG-FGA	Pct			Off-Def	Tot	Avg						
2006-07	35-9	827/23.6	75-175	.429	47-114	.412	58-74	.784	15-83	98	2.8	60-1	112	65	0	35	255/7.3
2007-08	28-26	931/33.2	89-221	.403	59-165	.358	53-67	.791	20-89	109	3.9	61-2	74	44	1	27	290/10.4
TOTAL	63-35	1758/27.9	164-396	.414	106-279	.380	111-141	.787	35-172	207	3.3	121-3	186	109	1	62	545/8.7
-----																	
Iupe, Joseph																	
Year	GP-GS	Min/Avg	Total		3-Point		FT-FTA	Pct	Rebounds			PF-FO	Ast	TO	Blk	Stl	Pts/Avg
			FG-FGA	Pct	FG-FGA	Pct			Off-Def	Tot	Avg						
2006-07	15-0	19/1.3	2-7	.286	0-4	.000	1-4	.250	1-2	3	0.2	0-0	2	2	0	0	5/0.3
2007-08	9-0	10/1.1	0-0	.000	0-0	.000	0-0	.000	1-3	4	0.4	0-0	0	2	0	0	0/0.0
TOTAL	24-0	29/1.2	2-7	.286	0-4	.000	1-4	.250	2-5	7	0.3	0-0	2	4	0	0	5/0.2
-----																	
Johnson, Brian																	
Year	GP-GS	Min/Avg	Total		3-Point		FT-FTA	Pct	Rebounds			PF-FO	Ast	TO	Blk	Stl	Pts/Avg
			FG-FGA	Pct	FG-FGA	Pct			Off-Def	Tot	Avg						
2007-08	31-0	299/9.6	29-45	.644	0-2	.000	17-21	.810	33-37	70	2.3	36-0	7	33	12	14	75/2.4
TOTAL	31-0	299/9.6	29-45	.644	0-2	.000	17-21	.810	33-37	70	2.3	36-0	7	33	12	14	75/2.4

Johnson, Ravern																	
		Total			3-Point		Rebounds										
Year	GP-GS	Min/Avg	FG-FGA	Pct	FG-FGA	Pct	FT-FTA	Pct	Off-Def	Tot	Avg	PF-FO	Ast	TO	Blk	Stl	Pts/Avg
2007-08	27-0	177/6.6	29-62	.468	6-22	.273	4-10	.400	10-19	29	1.1	10-0	10	12	3	3	68/2.5
TOTAL	27-0	177/6.6	29-62	.468	6-22	.273	4-10	.400	10-19	29	1.1	10-0	10	12	3	3	68/2.5
-----																	
Rhodes, Charles																	
		Total			3-Point		Rebounds										
Year	GP-GS	Min/Avg	FG-FGA	Pct	FG-FGA	Pct	FT-FTA	Pct	Off-Def	Tot	Avg	PF-FO	Ast	TO	Blk	Stl	Pts/Avg
2004-05	16-0	104/6.5	19-32	.594	0-5	.000	9-12	.750	8-22	30	1.9	15-0	2	5	5	1	47/2.9
2005-06	29-25	775/26.7	154-273	.564	1-2	.500	92-130	.708	71-136	207	7.1	83-2	10	67	32	21	401/13.8
2006-07	34-25	896/26.4	180-325	.554	6-19	.316	99-141	.702	76-136	212	6.2	91-3	27	82	64	17	465/13.7
2007-08	29-27	904/31.2	197-355	.555	3-6	.500	93-140	.664	81-142	223	7.7	69-2	27	72	41	16	490/16.9
TOTAL	108-77	2679/24.8	550-985	.558	10-32	.313	293-423	.693	236-436	672	6.2	258-7	66	226	142	55	1403/13.0
-----																	
Stewart, Barry																	
		Total			3-Point		Rebounds										
Year	GP-GS	Min/Avg	FG-FGA	Pct	FG-FGA	Pct	FT-FTA	Pct	Off-Def	Tot	Avg	PF-FO	Ast	TO	Blk	Stl	Pts/Avg
2006-07	35-0	848/24.2	96-240	.400	68-174	.391	82-107	.766	28-83	111	3.2	51-0	43	27	5	32	342/9.8
2007-08	32-32	1139/35.6	124-315	.394	58-172	.337	65-94	.691	43-107	150	4.7	75-2	85	76	4	41	371/11.6
TOTAL	67-32	1987/29.7	220-555	.396	126-346	.364	147-201	.731	71-190	261	3.9	126-2	128	103	9	73	713/10.6
-----																	
Turner, Phil																	
		Total			3-Point		Rebounds										
Year	GP-GS	Min/Avg	FG-FGA	Pct	FG-FGA	Pct	FT-FTA	Pct	Off-Def	Tot	Avg	PF-FO	Ast	TO	Blk	Stl	Pts/Avg
2007-08	28-11	493/17.6	41-123	.333	24-78	.308	15-27	.556	18-65	83	3.0	43-1	24	28	10	26	121/4.3
TOTAL	28-11	493/17.6	41-123	.333	24-78	.308	15-27	.556	18-65	83	3.0	43-1	24	28	10	26	121/4.3
-----																	
Varnado, Jarvis																	
		Total			3-Point		Rebounds										
Year	GP-GS	Min/Avg	FG-FGA	Pct	FG-FGA	Pct	FT-FTA	Pct	Off-Def	Tot	Avg	PF-FO	Ast	TO	Blk	Stl	Pts/Avg
2006-07	35-13	473/13.5	75-116	.647	0-1	.000	24-45	.533	61-85	146	4.2	74-1	11	19	67	12	174/5.0
2007-08	32-32	908/28.4	102-159	.642	1-2	.500	42-90	.467	73-181	254	7.9	91-5	17	40	148	18	247/7.7
TOTAL	67-45	1381/20.6	177-275	.644	1-3	.333	66-135	.489	134-266	400	6.0	165-6	28	59	215	30	421/6.3

## GAME #1 RECAP

### MSU 75, LOUISIANA TECH 45 Nov. 10, 2007 • STARKVILLE, MS

The Bulldogs tipped off their 96th season of collegiate basketball competition by cruising to a 75-45 home triumph over Louisiana Tech at MSU's Humphrey Coliseum.

With MSU (1-0) trailing by four points (10-6) eight minutes into the contest, Charles Rhodes' back-to-back dunks helped spark the Bulldogs on a 24-4 run over the final nine minutes of the opening half to give the home team a comfortable 30-14 halftime advantage. The sluggish first half of play saw MState shoot just 32 percent from the field, while Louisiana Tech (0-1) struggled at 22 percent field-goal shooting.

The homestanding Bulldogs continued to remain in control during the second stanza, building a 20-point lead (37-17) by the 16:31 mark. With the visitors getting no close than 18 points (49-31 with 12:21 left) the rest of the way, the cushion increased to 30 points (61-31) by the 7:26 mark and ballooned to as many as 36 points (75-39) before MSU settled for the 30-point triumph. Five years ago in the last meeting between the two teams, MState pounded out an equally convincing 78-38 home victory over LTU.

While moving to 9-1 in season home openers during the Rick Stansbury era, the Bulldogs extended their home winning streak to eight consecutive games dating back to this past February. During that stretch, MSU's average margin of victory has been 20.1 points per home triumph.

Jamont Gordon paced four double-figure State scorers with a game-high 21 points. Charles Rhodes followed with 17 points, while Barry Stewart notched his first career double-double with 13 points and a career-high 11 rebounds. Kyle Gibson topped the visitors with his own double-double of 15 points and 15 boards.

#### LOUISIANA TECH (0-1)

Player	FG	3FG	FT	RB	PF	PT	A	Min
Rogers	1-4	0-0	0-0	9	3	2	1	21
Smith	3-11	0-0	0-0	7	1	6	0	29
Washington	2-6	1-3	0-0	3	1	5	1	31
Clark	2-4	2-3	0-0	3	0	6	2	14
Gibson	4-14	2-7	5-10	15	2	15	2	36
Loe	2-7	0-1	0-0	2	2	4	1	24
Mims	0-0	0-0	0-0	1	3	0	0	9
Lathan	1-10	1-5	0-0	3	3	3	0	20
Tims	2-6	0-1	0-0	4	3	4	0	16
Team				5				
TOTALS	17-62	6-20	5-10	52	18	45	7	200

#### MISSISSIPPI STATE (1-0)

Player	FG	3FG	FT	RB	PF	PT	A	Min
Rhodes	8-17	0-0	1-4	7	2	17	2	27
Varnado	1-5	0-0	2-2	5	1	4	0	26
Hansbrough	3-8	3-6	2-2	3	1	11	3	27
Stewart	5-10	1-5	2-3	11	2	13	3	26
Gordon	7-14	3-7	4-4	5	1	21	3	29
R. Johnson	0-2	0-0	0-0	1	1	0	0	4
Begley	0-1	0-0	0-0	0	0	0	0	1
Lupe	0-0	0-0	0-0	0	0	0	0	1
Bryant	0-0	0-0	0-0	0	0	0	0	1
Benock	1-3	1-3	0-0	1	1	3	0	11
B. Johnson	1-3	0-1	2-3	2	2	4	0	11
Augustus	0-2	0-2	0-0	2	1	0	0	9
Turner	0-3	0-1	0-0	4	1	0	2	18
Bolen	0-0	0-0	0-0	1	0	0	0	1
Bailey	1-3	0-0	0-2	1	0	2	0	8
Team				3				
TOTALS	27-71	8-25	13-20	46	13	75	13	200

Halftime: MSU 30, LTU 14. FG%: MSU 38.0%, LTU 27.4%. 3FG%: MSU 32.0%, LTU 30.0%. FT%: MSU 65.0%, LTU 50.0%. Turnovers: MSU 4 (Gordon 2), LTU 22 (Clark 4). Blocked Shots: MSU 10 (Varnado 6), LTU 3 (Gibson 2). Steals: MSU 6 (Gordon, Turner 2), LTU 3 (Rogers 2). Officials: Ted Valentine, Rick Crawford, Eugene Jr. Crawford. Attendance: 10,153.

## GAME #2 RECAP

### CLEMSON 84, MSU 82 Nov. 15, 2007 • STARKVILLE, MS

The Bulldogs had their eight-game home winning streak snapped by dropping a hard-fought 84-82 home decision to reigning NIT runner-up Clemson at MSU's Humphrey Coliseum.

The visiting Tigers (2-0) led for most of the opening 20 minutes of play. Following a second tie (13-13) nine minutes into the contest, Clemson scored eight unanswered points to take an eight-point lead (21-13) with 9:18 remaining in the half. The Bulldogs (1-1) would cut the deficit to two points (23-21) two minutes later, but Clemson responded with a dunk and a 3-pointer to re-establish control of the game and go on to take a 39-32 halftime advantage.

The visitors continued to maintain the lead for the opening 11 minutes of the second stanza, before MSU went on a 9-0 run midway through the half to take a 54-52 lead on a Charles Rhodes dunk at the 8:17 mark. Seven lead changes and two ties ensued over the next four minutes.

Back-to-back dunks by Brian Johnson gave MState its final lead (71-70) with 2:23 left in the contest. A 3-pointer by Clemson's K.C. Rivers at the 1:11 mark was answered by a Barry Stewart trey with 43 seconds left to cut MSU's deficit to two points (78-76). However, Tiger freshman guard Demontez Stitt sealed the two-point Clemson victory with 6-of-6 free-throw shooting over the final 26 seconds.

Though Clemson struggled with 34-percent shooting from the field, State did not help its own cause with just 61-percent accuracy from the line.

Jamont Gordon led all scorers with 23 points and added a dozen rebounds to record his 11th career double-double for the Bulldogs. Rhodes tossed in 17 points despite first-half foul trouble. Rivers and freshman Terrence Oglesby paced the winners with 17 points each, while all-America candidate James Mays totaled 14 points, 11 rebounds and four assists.

#### CLEMSON (2-0)

Player	FG	3FG	FT	RB	PF	PT	A	Min
Rivers	5-14	3-4	4-4	7	2	17	1	30
Mays	5-13	0-1	4-8	11	4	14	4	34
Booker	2-4	0-0	0-0	6	4	4	0	17
Stitt	0-9	0-2	8-8	2	2	8	3	26
Hammonds	5-11	2-5	1-2	6	1	13	5	35
Sykes	2-6	0-0	0-2	3	2	4	0	15
Potter	0-1	0-0	2-2	0	3	2	0	11
Oglesby	4-9	3-7	6-9	1	1	17	1	19
Perry	0-0	0-0	0-0	0	0	0	0	1
Powell	0-2	0-2	0-0	0	0	0	0	2
Grant	1-1	0-0	3-3	1	3	5	0	10
Team				5				
TOTALS	24-70	8-21	28-38	42	22	84	14	200

#### MISSISSIPPI STATE (1-1)

Player	FG	3FG	FT	RB	PF	PT	A	Min
Rhodes	7-12	0-0	3-7	6	3	17	1	25
Varnado	3-7	0-0	1-2	12	5	7	0	27
Hansbrough	1-4	1-4	3-4	2	4	6	3	37
Stewart	3-10	2-6	4-4	6	5	12	2	36
Gordon	7-16	3-9	6-10	12	4	23	3	33
Benock	0-3	0-3	0-0	0	0	0	0	5
B. Johnson	4-4	0-0	2-2	3	2	10	0	19
Turner	2-6	1-2	0-2	4	3	5	1	15
Bailey	1-2	0-0	0-0	1	2	2	0	3
Team				5				
TOTALS	28-64	7-24	19-31	51	28	82	10	200

Halftime: CU 39, MSU 32. FG%: MSU 43.8%, CU 34.3%. 3FG%: MSU 29.2%, CU 38.1%. FT%: MSU 61.3%, CU 73.7%. Turnovers: MSU 19 (Gordon 6), CU 13 (Stitt 5). Blocked Shots: MSU 10 (Varnado 6), CU 3 (Booker 2). Steals: MSU 5 (Stewart 2), CU 9 (Rivers 3). Officials: Karl Hess, Tom Eades, Mike Eades. Technicals: MSU Bench. Attendance: 9,950.

## GAME #3 RECAP

### MSU 86, UT MARTIN 70 Nov. 17, 2007 • STARKVILLE, MS

The Bulldogs wrapped up their season-opening, three-game homestand by claiming an 86-70 victory over UT Martin at MSU's Humphrey Coliseum.

MState (2-1) scored the first dozen points of the contest before UT Martin's Lester Hudson gave the visiting Skyhawks (2-3) their first points of the game with a 3-pointer at the 15:34 mark of the opening period. UTM cut the deficit to four points (12-8) soon thereafter and kept the contest to within single digits until the 5:34 mark when Ben Hansbrough connected on a 3-pointer to give MSU an 11-point lead (32-21).

The Bulldogs increased their lead to 16 points (39-23) with 3:03 left in the half before settling for a 41-30 halftime advantage. State's Charles Rhodes tallied 15 first-half points on 7-of-8 shooting to lead the way for the home team.

MSU maintained its double-figure lead throughout the second stanza, stretching the comfortable margin to as many as 27 points over the final minutes before coming away with the 16-point triumph.

The Bulldogs shot 55 percent from the field for the game, including 10-of-22 (46%) treys. In the second half, MSU picked up the pace in shooting 65 percent (17-26 FGs) overall and connecting on 5-of-9 second-half trey attempts. Defensively, MState limited the Skyhawks to just 32-percent field-goal shooting and had nine blocked shots for the contest.

Hansbrough paced four double-digit State scorers with 20 points on 4-of-6 triples. Hudson and Marquis Weddle led the visitors with 27 and 24 points, respectively.

#### UT MARTIN (2-3)

Player	FG	3FG	FT	RB	PF	PT	A	Min
Hay	0-0	0-0	0-0	0	3	0	0	14
Irrarrazabal	0-2	0-0	0-0	3	1	0	0	16
Wright	1-8	1-4	0-0	0	3	3	0	22
Weddle	10-23	4-10	0-1	2	2	24	3	35
Hudson	9-22	4-12	5-5	11	4	27	4	39
Riedewald	1-1	0-0	0-0	2	3	2	1	18
Simmons	0-1	0-0	2-2	1	2	2	0	2
Robinson	4-16	2-8	0-2	11	1	10	1	30
Pearson	0-3	0-1	2-4	4	0	2	1	16
Bailey	0-2	0-1	0-0	2	2	0	1	8
Team				2				
TOTALS	25-78	11-36	9-14	38	21	70	11	200

#### MISSISSIPPI STATE (2-1)

Player	FG	3FG	FT	RB	PF	PT	A	Min
Rhodes	7-9	0-0	1-2	5	3	15	2	24
Varnado	4-4	0-0	0-0	16	1	8	1	27
Hansbrough	6-8	4-6	4-4	5	2	20	3	25
Stewart	3-12	0-4	3-4	4	1	9	4	26
Gordon	4-8	2-4	0-1	4	1	10	6	29
R. Johnson	1-3	0-0	0-0	0	0	2	0	6
Begley	0-0	0-0	0-0	1	1	0	0	2
Lupe	0-0	0-0	0-0	0	0	0	0	1
Bryant	1-1	0-0	0-1	1	0	2	0	1
Benock	3-3	3-3	1-2	2	0	10	4	15
B. Johnson	0-3	0-1	0-0	4	0	0	0	12
Augustus	0-1	0-0	0-0	0	2	0	0	7
Turner	2-6	1-4	1-2	0	1	6	1	16
Bolen	0-0	0-0	0-0	0	1	0	0	1
Bailey	2-2	0-0	0-0	2	1	4	0	8
Team				6				
TOTALS	33-60	10-22	10-16	50	14	86	21	200

Halftime: MSU 41, UTM 30. FG%: MSU 55.0%, UTM 32.1%. 3FG%: MSU 45.5%, UTM 30.6%. FT%: MSU 62.5%, UTM 64.3%. Turnovers: MSU 25 (Rhodes, Stewart 4), UTM 14 (Robinson 5). Blocked Shots: MSU 9 (Rhodes, Varnado 3), UTM 1 (Robinson 1). Steals: MSU 6 (Stewart 2), UTM 9 (Hudson 3). Officials: Mike Stuart, Brent Barnaky, Everett Summers. Attendance: 9,950.



## GAME #4 RECAP

**MSU 68, UC IRVINE 53**  
**Nov. 22, 2007 • ANAHEIM, CA**  
**ANAHEIM CLASSIC • FIRST ROUND**

In their first road competition of the season, the Bulldogs opened the inaugural Anaheim Classic with a 68-53 victory over UC Irvine at the Anaheim Convention Center.

Opening the contest hitting eight of their first nine shots from the field, including their first five three-point shot attempts, the Bulldogs (3-1) mounted a double-digit lead (19-9) by the 13:11 mark on a Phil Turner trey. MSU pretty much controlled the opening 20 minutes of play with its continued hot shooting, though UC Irvine (2-2) managed to cut the deficit to five points (39-34) with under a minute left in the half.

Hitting 58 percent (15-26 FGs) from the field, including 6-of-9 treys (67%) in the opening period, the Bulldogs settled for a 41-34 halftime lead.

After the Anteaters pulled to within five points on two occasions during the first four minutes of the second stanza, MSU ran off 10 unanswered points over a three-minute span to take a 15-point advantage (55-40) by the 12:53 mark. The Bulldogs also stepped up their defensive intensity in the closing period to re-establish control of the contest.

Limiting UCI to just six second-half field goals on 24 attempts (25%) and owning a commanding 27-16 rebounding advantage during the final 20 minutes, the Bulldogs went on to claim their 15-point triumph and earn the right to face 18th-ranked Southern Illinois in the semifinals.

As a team, MState held UCI to 35-percent shooting from the field (only 3-17 treys) on the day, while owning a 43-31 lead on the boards.

Barry Stewart paced four double-digit State scorers with 18 points (4-7 treys). Jamont Gordon added 15 points, while Charles Rhodes notched his seventh career double-double with 11 points and 11 rebounds. Patrick Sanders led UC Irvine with 18 points and five rebounds.

### MISSISSIPPI STATE (3-1)

Player	FG	3FG	FT	RB	PF	PT	A	Min
Rhodes	3-14	0-2	5-6	11	2	11	1	35
Varnado	1-2	0-0	0-1	6	4	2	1	19
Hansbrough	4-8	1-4	4-5	4	1	13	1	34
Stewart	6-10	4-7	2-2	6	1	18	2	38
Gordon	7-12	1-2	0-2	6	4	15	4	25
R. Johnson	0-1	0-0	0-0	0	0	0	0	1
Benock	0-0	0-0	0-0	1	1	0	1	6
B. Johnson	2-4	0-0	2-2	5	3	6	1	21
Augustus	0-0	0-0	0-0	0	0	0	0	1
Turner	1-4	1-3	0-0	2	1	3	2	16
Bailey	0-0	0-0	0-2	0	0	0	0	4
Team				2				
TOTALS	24-55	7-18	13-20	43	17	68	13	200

### UC IRVINE (2-2)

Player	FG	3FG	FT	RB	PF	PT	A	Min
Sanders	6-13	1-3	5-9	5	4	18	0	31
Rodenberg	0-1	0-0	0-0	1	2	0	1	17
Bland	0-8	0-0	2-2	4	4	2	3	31
Hunter	1-8	0-5	0-0	3	2	2	3	27
DeCasas	1-4	1-3	0-0	0	1	3	0	12
Awaji	6-8	0-2	1-2	3	3	13	0	22
Lauer	0-3	0-2	0-0	3	0	0	0	15
Harris	0-0	0-0	0-0	2	1	0	3	14
Fells	5-9	1-2	4-5	4	4	15	1	31
Team				6				
TOTALS	19-54	3-17	12-18	31	21	53	11	200

Halftime: MSU 41, UCI 34. FG%: MSU 43.6%, UCI 35.2%. 3FG%: MSU 38.9%, UCI 17.6%. FT%: MSU 65.0%, UCI 66.7%. Turnovers: MSU 17 (Rhodes, Gordon 5), UCI 13 (Rodenberg 3). Blocked Shots: MSU 5 (Gordon, Varnado 2), UCI 1 (Sanders 1). Steals: MSU 6 (Rhodes 3), UCI 7 (Fells 2). Officials: Don Daily, Jeff Malham, Brad Ferrie. Attendance: 1,387.

## GAME #5 RECAP

**#18 SOUTHERN ILLINOIS 63, MSU 49**  
**Nov. 23, 2007 • ANAHEIM, CA**  
**ANAHEIM CLASSIC • SEMIFINALS**

The Bulldogs dropped a 63-49 decision to 18th-ranked Southern Illinois in the semifinals of the inaugural Anaheim Classic played at the Anaheim Convention Center.

In a first half that featured five ties and three lead changes, MState (3-2) owned the upper hand for the first 10 minutes of the opening period. Midway through the half, the Salukis (3-0) scored six unanswered points to take a brief 19-15 lead. MSU countered with eight straight points to pull ahead by four points (23-19) with 3:28 remaining in the half. En route to scoring 15 first-half points, Jamont Gordon's third 3-pointer of the half put the Bulldogs on top by five points (26-21) with just under three minutes left before the half.

However, Joshua Bone came off the SIU bench to drill a trio of treys over the final 1:46, including one with time running out in the period, to give the Salukis a 32-28 halftime advantage.

Southern Illinois maintained its momentum by scoring the first half-dozen points of the second stanza to increase the margin to double figures (38-28) two minutes into the half. With Randal Falker scoring 13 of SIU's first 15 second-half points, the Salukis again went ahead by twin digits (45-35) with 13:14 remaining.

MSU's Gordon cut the deficit in half (47-42) with another 3-pointer at the 9:44 mark, but SIU's Bone put a damper on the Bulldogs' comeback attempt by nailing back-to-back triples to give the Salukis an 11-point cushion (53-42) with 8:23 left in the contest. MState would get no closer than nine points the rest of the way, as Southern Illinois coasted to the 14-point victory in advancing to the championship contest.

Gordon, held to five second-half points, was MSU's lone double-figure scorer with 20 points. Falker tallied a game-high 23 points on 7-of-9 field goals and 9-of-10 free throws for the winners, while Bone added 15 points off the Saluki bench with his 5-of-6 three-point shooting effort.

### MISSISSIPPI STATE (3-2)

Player	FG	3FG	FT	RB	PF	PT	A	Min
Rhodes	2-5	0-0	0-1	6	5	4	0	21
Varnado	3-3	0-0	0-2	7	3	6	0	36
Hansbrough	1-8	1-7	2-2	3	1	5	6	33
Stewart	3-9	1-3	2-2	3	2	9	3	38
Gordon	7-12	4-8	2-2	4	3	20	2	35
B. Johnson	1-2	0-0	0-0	2	0	2	0	14
Turner	1-3	1-2	0-0	1	2	3	0	17
Bailey	0-0	0-0	0-0	1	2	0	0	6
Team				2				
TOTALS	18-42	7-20	6-9	29	18	49	11	200

### SOUTHERN ILLINOIS (3-0)

Player	FG	3FG	FT	RB	PF	PT	A	Min
Falker	7-9	0-0	9-10	5	3	23	2	33
Shaw	3-12	1-6	4-4	5	3	11	1	36
Boyle	4-7	0-0	0-0	4	3	8	1	33
Mullins	1-5	0-1	4-4	2	2	6	8	37
Green	0-3	0-1	0-0	2	2	0	2	29
Bone	5-6	5-6	0-0	0	2	15	1	16
Armstrong	0-0	0-0	0-0	0	0	0	0	1
Coopwood	0-2	0-2	0-0	0	1	0	0	1
Wood	0-1	0-1	0-0	2	0	0	0	5
Cornelius	0-0	0-0	0-0	0	0	0	0	1
Fay	0-0	0-0	0-0	0	1	0	0	8
Team				4				
TOTALS	20-45	6-17	17-18	24	17	63	15	200

Halftime: SIU 32, MSU 28. FG%: MSU 42.9%, SIU 44.4%. 3FG%: MSU 35.0%, SIU 35.3%. FT%: MSU 66.7%, SIU 94.4%. Turnovers: MSU 21 (Gordon 5), SIU 12 (Falker 4). Blocked Shots: MSU 3 (Varnado 2), SIU 2 (Falker, Shaw 1). Steals: MSU 5 (Varnado 2), SIU 9 (Mullins 6). Officials: Gerry Pollard, Don Daily, Brad Ferrie. Attendance: 1,447.

## GAME #6 RECAP

**MIAMI (OH) 67, MSU 60**  
**Nov. 25, 2007 • ANAHEIM, CA**  
**ANAHEIM CLASSIC - 3RD-PLACE GAME**

The Bulldogs went 1-2 in the inaugural Anaheim Classic after dropping a 67-60 decision to Miami University in the tournament's third-place game played at the Anaheim Convention Center.

After MSU's Charles Rhodes scored the game's first two points, the RedHawks (3-1) went on a 14-3 run, keyed by a pair of 3-pointers apiece by Michael Bramos and Alex Moosman, to take a 14-5 lead by the 15:38 mark of the opening half. Spurred by 5-of-9 three-point shooting during the first 20 minutes of play, Miami maintained control of the contest throughout the first period. The Bulldogs (3-3) did tighten things up a bit late in the half by outscoring MU, 7-1, over the final three minutes to cut the deficit to just five points (29-24) by the intermission.

Despite coming up empty on their first four offensive possessions of the second stanza, the Bulldogs outscored Miami, 12-6, through the first five minutes of the half and regained a brief 36-35 lead on a Ben Hansbrough 3-pointer at the 14:52 mark. Following a fifth tie in the opening nine minutes of second-half play, MState went on an 8-1 run to take a five-point advantage (48-43) midway through the closing period.

With Rhodes scoring 17 of his team-high 25 points in the second half and going over the 1,000-point mark for his career during a three-minute stretch in which he scored nine straight points for MSU, the Bulldogs seemed to grab the momentum in pulling ahead by a half-dozen points (53-47) with 7:06 remaining in the game. However, MU's Tim Pollitz answered with back-to-back buckets to get the RedHawks to within a basket (53-51) by the 5:46 mark.

Following a seventh deadlock of the half (58-58) with 1:46 left, Miami's Tyler Dierkers tipped in the go-ahead basket with 1:03 left on the clock. MU's Bramos, who finished the contest with a game-high 30 points, then converted on a three-point play and hit four additional free throws over the final 42 seconds to seal the victory.

Jamont Gordon added 18 points for MState, while Miami's Pollitz scored all 15 of his points during the second half of play.

### MISSISSIPPI STATE (3-3)

Player	FG	3FG	FT	RB	PF	PT	A	Min
Rhodes	11-15	0-0	3-4	10	3	25	1	37
Varnado	1-3	0-0	0-2	6	3	2	0	30
Hansbrough	2-6	2-6	0-0	2	4	6	1	38
Stewart	2-9	1-5	0-0	3	3	5	4	36
Gordon	6-17	0-5	6-7	6	1	18	4	40
Benock	0-0	0-0	0-0	1	1	0	0	4
B. Johnson	2-3	0-0	0-0	3	3	4	0	11
Turner	0-1	0-0	0-0	3	0	0	0	4
Team				2				
TOTALS	24-54	3-16	9-13	36	18	60	10	200

### MIAMI, OH (3-1)

Player	FG	3FG	FT	RB	PF	PT	A	Min
Dierkers	3-7	0-1	1-4	9	1	7	10	33
Bramos	9-18	3-6	9-11	2	2	30	0	40
T. Pollitz	6-13	0-0	3-6	4	4	15	2	31
Hayes	0-4	0-2	0-0	2	1	0	3	30
Moosman	4-6	2-3	0-0	3	2	10	1	30
E. Pollitz	2-4	0-0	1-2	4	5	5	2	24
McCombs	0-0	0-0	0-0	0	0	0	0	12
Team				5				
TOTALS	24-52	5-12	14-23	29	15	67	18	200

Halftime: MU 29, MSU 24. FG%: MSU 44.4%, MU 46.2%. 3FG%: MSU 18.8%, MU 41.7%. FT%: MSU 69.2%, MU 60.9%. Turnovers: MSU 15 (Stewart 5), MU 7 (T. Pollitz 3). Blocked Shots: MSU 8 (Varnado 5), MU 1 (Dierkers 1). Steals: MSU 4 (Gordon 2), MU 5 (Five with 1). Officials: Gerry Pollard, Brent Meaux, Don Daily. Attendance: 2,447.

## GAME #7 RECAP

### MSU 78, MURRAY STATE 61 DEC. 1, 2007 • STARKVILLE, MS

The Bulldogs broke a two-game losing streak and successfully tipped off a three-game December homestand by posting a 78-61 home triumph over Murray State at Humphrey Coliseum.

Coming off consecutive losses to No. 18 Southern Illinois and Miami of Ohio during the Anaheim Classic over the Thanksgiving holiday weekend, MState (4-3) built a 39-24 halftime advantage on the strength of 58-percent shooting through the opening 20 minutes of play. The visiting Racers (3-2) were limited to 32-percent first-half accuracy from the field.

After the visitors cut the deficit to single digits (47-38) three minutes into the second stanza, MSU went on a 17-4 run to increase the margin to a game-high 22 points (64-42) midway through the closing period. The Racers never got any closer than 16 points the rest of the way, as the Bulldogs breezed to their 22nd consecutive December home victory dating back to the 2000-01 campaign.

For the contest, MState shot 52 percent overall from the field as a team, while outscoring the Racers, 18-3, from the charity stripe. The Bulldogs connected on 78 percent of their 23 free throw attempts, in contrast to Murray State attempting just four charity tosses the entire game.

State senior Charles Rhodes tallied a game-high 22 points on 8-of-14 field goals and 6-of-6 free throws to post his second straight 20-point effort of the season. Jamont Gordon and Barry Stewart followed with 15 and 14 points, respectively, for the winners. Tony Easley paced the visitors with 17 points and seven rebounds.

#### MURRAY STATE (3-2)

Player	FG	3FG	FT	RB	PF	PT	A	Min
Carter	3-9	1-3	2-2	4	4	9	2	25
Easley	8-10	0-0	1-2	7	1	17	0	29
Holloway	2-8	0-3	0-0	2	2	4	2	27
K. Thomas	0-2	0-2	0-0	4	1	0	3	28
D. Thomas	6-11	2-4	0-0	1	3	14	1	27
George	5-11	1-2	0-0	1	2	11	0	24
Williams	3-8	0-1	0-0	1	0	6	0	12
Long	0-1	0-0	0-0	1	0	0	1	11
Sanders	0-0	0-0	0-0	1	2	0	0	5
Fotso	0-2	0-0	0-0	3	3	0	0	12
Team				4				
TOTALS	27-62	4-15	3-4	29	18	61	9	200

#### MISSISSIPPI STATE (4-3)

Player	FG	3FG	FT	RB	PF	PT	A	Min
Rhodes	8-14	0-0	6-6	5	2	22	2	25
Varnado	1-1	0-0	0-0	7	1	2	1	24
Hansbrough	3-7	2-5	1-1	2	1	9	2	28
Stewart	5-6	2-3	2-2	5	1	14	2	36
Gordon	5-12	0-3	5-6	4	1	15	4	30
R. Johnson	0-0	0-0	0-0	0	0	0	0	5
Begley	0-0	0-0	0-0	0	0	0	0	1
Lupe	0-0	0-0	0-0	0	0	0	0	1
Bryant	0-0	0-0	0-0	0	0	0	0	1
Benock	1-3	0-1	0-0	2	0	2	1	9
B. Johnson	3-3	0-0	0-0	4	2	6	1	16
Augustus	0-0	0-0	3-5	1	1	3	0	4
Turner	1-5	0-3	0-0	1	0	2	0	11
Bolen	0-1	0-0	0-0	0	0	0	0	1
Bailey	1-2	0-0	1-3	3	1	3	0	8
Team				2				
TOTALS	28-54	4-15	18-23	36	10	78	13	200

Halftime: MSU 39, MUR 24. FG%: MSU 51.9%, MUR 43.5%. 3FG%: MSU 26.7%, MUR 26.7%. FT%: MSU 78.3%, MUR 75.0%. Turnovers: MSU 14 (B. Johnson 3), MUR 15 (K. Thomas, D. Thomas 3). Blocked Shots: MSU 7 (Varnado 3), MUR 4 (Williams 3). Steals: MSU 11 (Stewart 4), MUR 9 (Easley 3). Officials: Doug Simons, Joe Lindsay, Tim Clougherty. Attendance: 7,787.

## GAME #8 RECAP

### MSU 84, SOUTHEASTERN LOUISIANA 59 DEC. 8, 2007 • STARKVILLE, MS

In the midst of final exams within a three-game homestand, the Bulldogs claimed an 84-59 victory over Southeastern Louisiana at MSU's Humphrey Coliseum.

Well rested after having a week off from game competition, MState (5-3) built a double-digit lead over the visiting Lions (5-3) by the 11:41 mark of the opening period on a Barry Stewart 3-pointer. In limiting Southeastern to 37-percent shooting and owning a 22-13 advantage on the boards through the first 20 minutes of play, the Bulldogs maintained their double-figure cushion throughout the remainder of the half en route to opening up a comfortable 41-27 halftime lead.

SLU did manage to cut the deficit to single digits (48-39) five minutes into the second stanza, before Charles Rhodes helped MSU reclaim the momentum by scoring four of his 12 second-half points over the next minute to increase the margin back up to 13 points with 14:09 left. The Lions would not get any closer than 11 points the rest of the way, as MState went up by 20 points with 7:11 left and eventually built a 27-point cushion before settling for the 25-point triumph.

For the contest, the Bulldogs benefitted from a 39-24 rebounding advantage, while holding Southeastern Louisiana to just 1-of-11 shooting from beyond the arc. The win marked MSU's 23rd straight December home victory.

MSU's Jamont Gordon registered his fourth 20-point effort of the season with a game-high 25 points, while Rhodes finished with 16 points on 7-of-8 accuracy from the field. Both players also added a game-best seven rebounds apiece. Patrick Sullivan paced the visitors with 16 points on 6-of-8 field goals and 4-of-4 free throws.

#### SOUTHEASTERN LOUISIANA (5-3)

Player	FG	3FG	FT	RB	PF	PT	A	Min
Span	4-10	0-1	2-2	3	2	10	0	31
Nance	4-9	0-1	0-0	4	2	8	3	27
Sullivan	6-8	0-0	4-4	1	3	16	0	22
Green	2-9	0-4	3-3	2	0	7	2	30
Nicks	3-6	1-2	0-0	3	4	7	2	35
Dunbar	0-1	0-1	0-0	1	1	0	0	9
Arnold	4-9	0-2	1-2	2	1	9	0	23
Ndumba	0-2	0-0	2-4	5	3	2	0	18
Austin	0-0	0-0	0-0	1	1	0	0	5
Team				2				
TOTALS	23-54	1-11	12-15	24	17	59	7	200

#### MISSISSIPPI STATE (5-3)

Player	FG	3FG	FT	RB	PF	PT	A	Min
Rhodes	7-8	0-0	2-2	7	5	16	0	30
Varnado	4-6	0-0	0-0	3	5	8	0	17
Hansbrough	4-7	1-2	1-1	3	1	10	1	28
Stewart	2-6	2-5	0-0	1	1	6	2	30
Gordon	8-18	1-3	8-10	7	1	25	4	32
R. Johnson	0-1	0-1	1-2	0	0	1	1	6
Begley	0-0	0-0	0-0	0	0	0	0	1
Lupe	0-0	0-0	0-0	1	0	0	0	1
Bryant	1-1	0-0	0-0	0	0	2	0	1
Benock	1-4	1-3	0-0	4	0	3	1	14
B. Johnson	1-1	0-0	0-0	0	0	2	0	2
Augustus	3-5	2-2	0-0	6	1	8	0	11
Turner	0-2	0-2	1-2	0	1	1	0	12
Bolen	0-0	0-0	0-0	0	0	0	0	1
Bailey	1-2	0-0	0-2	4	0	2	1	14
Team				3				
TOTALS	32-61	7-18	13-19	39	15	84	10	200

Halftime: MSU 41, SLU 27. FG%: MSU 52.5%, SLU 42.6%. 3FG%: MSU 38.9%, SLU 9.1%. FT%: MSU 68.4%, SLU 80.0%. Turnovers: MSU 21 (Rhodes 5), SLU 22 (Span, Green 5). Blocked Shots: MSU 6 (Varnado 4), SLU 2 (Sullivan, Green 1). Steals: MSU 11 (Rhodes 3), SLU 11 (Nance 5). Officials: Doug Shows, Antinio Petty, Kevin Scott. Attendance: 7,719.

## GAME #9 RECAP

### MIAMI (FL) 64, MSU 58 DEC. 13, 2007 • STARKVILLE, MS

In closing out a three-game homestand, the Bulldogs had their 23-game winning streak in December home contests snapped by dropping a 64-58 decision to the unbeaten Miami Hurricanes at MSU's Humphrey Coliseum.

The visitors held the upper hand for the better part of the opening 15 minutes of the contest, going on top by as many as seven points on two different occasions. However, MState (5-4) went on a 10-2 run late in the half to take a five-point lead (28-23) with 1:23 remaining. Miami (9-0) responded by scoring the final two baskets of the period to cut the deficit to a single point (28-27) by the break.

Following six lead changes and two ties through the first six minutes of the second stanza, the Bulldogs reclaimed the lead at the 14:29 mark on a Jamont Gordon layup. MSU maintained the advantage for nearly the next dozen minutes and held a five-point lead (56-51) when Barry Stewart nailed his fifth 3-pointer of the night at the 5:29 mark. Despite State's two subsequent turnovers over the next two minutes of scoreless basketball, Charles Rhodes stepped to the line for a one-and-one opportunity with 3:36 left and failed to lengthen MSU's margin.

Instead, UM's Jack McClinton sandwiched his second and third 3-pointers over a two-minute stretch around a pair of Rhodes free throws to give the Hurricanes a two-point lead (60-58) with 1:26 remaining. After Dwayne Collins' two charity tosses gave Miami a four-point lead, Gordon couldn't convert on the front end of his one-and-one with 29 seconds left. Scoring 11 of his game-high 29 points (20 in the second half) over the game's final 3:22, McClinton sealed Miami's six-point road victory with a pair of free throws.

McClinton was the only Hurricane in double figures on the night, while Gordon and Stewart paced MSU with 18 points apiece. Gordon also added a game-best nine rebounds and five assists, while State's Jarvis Varnado established a new single-game school standard with 10 blocks.

#### MIAMI, FL (9-0)

Player	FG	3FG	FT	RB	PF	PT	A	Min
Graham	2-6	0-0	0-0	6	3	4	0	27
Asbury	2-7	0-2	4-4	6	0	8	2	32
King	2-11	0-0	1-2	7	1	5	1	26
Dews	3-9	3-7	0-0	3	3	9	2	33
McClinton	11-22	5-10	2-2	5	2	29	2	35
Hurdle	1-4	0-0	0-0	1	1	2	0	12
Rios	0-2	0-1	0-0	1	0	0	0	8
Collins	2-5	0-0	3-4	7	1	7	0	16
Hicks	0-0	0-0	0-0	2	1	0	1	11
Team				5				
TOTALS	23-66	8-20	10-12	43	12	64	8	200

#### MISSISSIPPI STATE (5-4)

Player	FG	3FG	FT	RB	PF	PT	A	Min
Rhodes	4-12	0-0	2-3	7	2	10	1	35
Varnado	4-6	0-0	0-0	7	2	8	1	31
Hansbrough	0-8	0-8	0-0	4	3	0	2	33
Stewart	6-12	5-9	1-2	4	1	18	1	37
Gordon	7-19	1-5	3-5	9	3	18	5	38
Benock	0-0	0-0	0-0	1	0	0	0	7
B. Johnson	1-1	0-0	0-0	2	2	2	0	14
Turner	1-3	0-2	0-0	0	1	2	0	5
Team				6				
TOTALS	23-61	6-24	6-10	40	14	58	10	200

Halftime: MSU 28, UM 27. FG%: MSU 37.7%, UM 34.8%. 3FG%: MSU 25.0%, UM 40.0%. FT%: MSU 60.0%, UM 83.3%. Turnovers: MSU 10 (Gordon 6), UM 9 (McClinton 4). Blocked Shots: MSU 12 (Varnado 10), UM 6 (Graham 4). Steals: MSU 4 (B. Johnson 2), UM 3 (Three with 1). Officials: Mike Stuart, Ed Corbett, Doug Simons. Attendance: 7,912.

## GAME #10 RECAP

### SOUTH ALABAMA 71, MSU 67 DEC. 15, 2007 • MOBILE, AL COORS CLASSIC

The visiting Bulldogs tipped off a week-long, road trip by letting a 13-point, second-half lead evaporate in dropping a 71-67 decision to South Alabama at the Mitchell Center in the nightcap of the ninth annual Coors Classic.

In a tightly contested opening 20 minutes of play, MState (5-5) held the advantage for the better part of the first half. However, South Alabama's Demetric Bennett put on a first-half clinic by scoring his team's first 20 points en route to a 25-point opening period. Despite his tremendous one-man performance, MSU still clung to a precarious two-point halftime lead (32-30).

After the two teams battled to within a three-point game for the opening five minutes of the second stanza, the Bulldogs seemed to take total control of the contest by going on a 17-6 run to build a 13-point advantage (57-44) midway through the half following a Phil Turner trey. However, back-to-back MSU miscues resulted in five quick points by the Jaguars (7-3) to cut the deficit to eight points in less than a minute.

Following a three-minute scoring drought by both teams, South Alabama continued its amazing comeback by going on a 13-0 run which turned a nine-point State lead (58-49) into a four-point USA advantage (62-58) by the 3:59 mark. Ben Hansbrough temporarily kept the Bulldogs from completely wilting by scoring MSU's next eight points, including a pair of 3-pointers.

After a Jamont Gordon free throw tied the game at 67-67 with 43 seconds left, the Jaguars' Ronald Douglas tipped in a Bennett miss. Gordon then came down and missed a layup, while Charles Rhodes couldn't convert on either free throw after getting fouled on the offensive rebound. Appropriately enough, Bennett sealed the USA victory with a pair of charity tosses.

Bennett stole the show with his phenomenal 39-point explosion, hitting a sizzling 14-of-17 shots from the field including all six three-point attempts, for the winners. Making his first collegiate start, Turner paced MState with 17 points.

#### MISSISSIPPI STATE (5-5)

Player	FG	3FG	FT	RB	PF	PT	A	Min
Gordon	1-14	0-6	5-8	13	3	7	5	35
Varnado	4-5	0-0	1-4	10	5	9	1	34
Hansbrough	5-13	4-10	2-2	5	2	16	1	34
Stewart	3-10	1-5	1-3	6	4	8	6	39
Turner	6-9	4-6	1-2	4	5	17	3	26
R. Johnson	0-1	0-1	0-0	0	0	0	0	1
Benock	0-2	0-2	0-0	0	1	0	0	8
Rhodes	4-7	0-0	2-5	4	3	10	0	21
Bailey	0-0	0-0	0-0	0	1	0	0	2
Team								
TOTALS	23-61	9-30	12-24	42	24	67	16	200

#### SOUTH ALABAMA (7-3)

Player	FG	3FG	FT	RB	PF	PT	A	Min
Coleman	3-7	0-0	3-5	12	3	9	1	36
Davis	1-7	0-0	1-4	4	5	3	1	19
Ford	0-1	0-1	0-0	0	1	0	2	15
Merritt	5-8	4-6	0-2	4	3	14	4	26
Bennett	14-17	6-6	5-7	8	0	39	1	38
Hayles	0-1	0-1	0-2	1	2	0	2	18
Tilford	2-9	0-3	0-0	1	1	4	5	29
P. Tabet	0-0	0-0	0-0	2	0	0	0	8
Douglas	1-3	0-0	0-1	3	4	2	1	11
Team								
TOTALS	26-53	10-17	9-21	39	20	71	17	200

Halftime: MSU 32, USA 30. FG%: MSU 37.7%, USA 49.1%. 3FG%: MSU 30.0%, USA 58.8%. FT%: MSU 50.0%, USA 42.9%. Turnovers: MSU 16 (Gordon 5), USA 18 (Merritt, Bennett 4). Blocked Shots: MSU 7 (Varnado 6), USA 1 (Davis 1). Steals: MSU 13 (Varnado, Hansbrough 3), USA 8 (Coleman, Bennett 3). Officials: Doug Simons, John Hampton, Mark Whitehead. Technicals: USA Bench. Attendance: 6,731.

## GAME #11 RECAP

### MSU 85, LOYOLA MARYMOUNT 54 DEC. 19, 2007 • LOS ANGELES, CA

In the midst of a week-long, three-game road swing, the Bulldogs claimed an 85-54 victory over Loyola Marymount at Gersten Pavilion.

After jumping out to a 14-5 lead six minutes into the game and building a double-digit advantage (21-10) by the 11:50 mark, MState (6-5) outscored the Lions (3-9), 12-2, over the final four minutes of the half to take a 40-22 halftime lead. Bouncing back from a season-low, seven-point effort (1-14 FGs) in his previous game at South Alabama, Jamont Gordon scored MSU's last 10 points of the opening period en route to a 15-point first half (5-6 FGs & 3-3 treys).

The MSU cushion reached 22 points (47-25) less than two minutes into the second stanza on another Gordon triple. The margin ballooned to 31 points (60-29) by the 15:21 mark and never dipped below 25 points the rest of the way. The Bulldogs shot 67 percent from the field in the second half en route to a season-best, 59-percent performance (34-58 FGs) for the contest.

In recording the team's largest winning margin on an opponent's home floor since the 1962-63 season (99-64 at LSU), MState also set single-game season highs for scoring margin (+31), field goals made (34), assists (25), blocks (12-tied) and steals (14). Defensively, MSU limited LMU to just 33-percent field goal shooting for the game and held a 46-32 advantage on the boards.

With four Bulldogs scoring in double figures, Gordon led the way with a game-high 25 points on 9-of-14 field goals and 5-of-7 treys. Charles Rhodes registered his third double-double of the season (14 pts/10 rebs), while Jarvis Varnado totalled a season-high 10 points (4-4 FGs) along with a Gersten Pavilion-record nine blocks. Shawn Deadwiler led LMU with 11 points.

#### MISSISSIPPI STATE (6-5)

Player	FG	3FG	FT	RB	PF	PT	A	Min
Rhodes	7-12	0-0	0-2	10	4	14	1	26
Varnado	4-4	0-0	2-6	6	4	10	1	20
Hansbrough	3-8	1-5	1-2	3	1	8	7	25
Stewart	4-8	2-5	0-2	5	1	10	5	25
Gordon	9-14	5-7	2-5	3	2	25	7	30
R. Johnson	3-5	0-2	0-1	3	1	6	2	11
Lupe	0-0	0-0	0-0	0	0	0	0	1
Benock	1-2	1-2	0-0	2	1	3	0	11
B. Johnson	1-1	0-0	0-0	6	1	2	0	15
Augustus	1-1	0-0	1-2	2	3	3	2	10
Turner	1-3	0-2	1-2	1	1	3	0	16
Bolen	0-0	0-0	0-0	0	0	0	0	1
Bailey	0-0	0-0	1-4	5	2	1	0	9
Team								
TOTALS	34-58	9-23	8-26	46	21	85	25	85

#### LOYOLA MARYMOUNT (3-9)

Player	FG	3FG	FT	RB	PF	PT	A	Min
Deric	1-6	0-1	0-0	2	2	2	0	19
Diederichs	0-3	0-0	0-0	1	2	0	3	22
Counts	2-5	2-4	1-2	1	3	7	1	27
Deadwiler	2-6	0-3	7-7	3	0	11	5	29
Johnson	2-7	1-3	1-2	2	5	6	0	21
Craig	1-4	0-0	0-2	1	4	2	1	11
Sweezy	3-5	0-0	4-6	5	1	10	0	9
Kanne	0-2	0-0	0-0	0	0	0	0	4
Sutton	2-3	0-0	0-0	2	1	4	0	12
Walker	0-3	0-1	0-0	6	3	0	2	20
Ziri	5-10	0-3	0-1	1	0	10	1	19
Maynard	1-3	0-0	0-0	2	2	2	0	7
Team								
TOTALS	19-57	3-15	13-20	32	23	54	13	200

Halftime: MSU 40, LMU 22. FG%: MSU 58.6%, LMU 33.3%. 3FG%: MSU 39.1%, LMU 20.0%. FT%: MSU 30.8%, LMU 65.0%. Turnovers: MSU 22 (B. Johnson 5), LMU 23 (Sutton 5). Blocked Shots: MSU 12 (Varnado 9), LMU 0. Steals: MSU 14 (Four with 3), LMU 13 (Ziri 5). Officials: Tony Greene, Anthony Jordan, Ron Groover. Attendance: 1,005.

## GAME #12 RECAP

### MSU 95, A&M-CORPUS CHRISTI 70 DEC. 21, 2007 • CORPUS CHRISTI, TX

The Bulldogs concluded their week-long, three-game road swing and closed out their pre-Christmas slate by registering a 95-70 victory over Texas A&M-Corpus Christi at the American Bank Center.

With the visitors coasting to the 25-point road triumph, MSU head coach Rick Stansbury passed his former mentor Richard Williams for sole possession of first place on the school's all-time list with 192 career coaching victories.

A hot-shooting A&M-Corpus Christi club (2-7) bolted to an early six-point lead (15-9) six minutes into the contest, before MState (7-5) went on an 11-2 run over the next four minutes to take a three-point lead (20-17) midway through the opening period. Following a third and fourth tie of the half, MSU's Phil Turner supplied instant offense off the Bulldog bench by scoring 11 straight points for the visitors to give them a six-point advantage (31-25) by the 8:20 mark. Jamont Gordon sank a pair of free throws with no time remaining on the game clock to put the Bulldogs up by 11 points (51-40) at the intermission.

MState maintained its offensive efficiency and picked up its defensive intensity in the second stanza. Hitting 52 percent from the field, while holding the Islanders to just 29 percent shooting during the closing period, the Bulldogs didn't let up in the second half. After stretching the margin to as many as 28 points, MSU headed home for Christmas with the 25-point win.

Charles Rhodes recorded his second straight double-double and fourth of the year with game-high totals of 26 points and 10 rebounds for the winners. Barry Stewart added 19 points on 6-of-8 shooting for the Bulldogs. Kevin Perkins led Texas A&M-Corpus Christi with 19 points.

#### MISSISSIPPI STATE (7-5)

Player	FG	3FG	FT	RB	PF	PT	A	Min
Rhodes	10-16	0-0	6-9	10	2	26	1	33
Varnado	1-9	0-1	0-0	7	2	2	1	24
Hansbrough	3-7	1-4	0-0	6	1	7	1	20
Stewart	6-8	2-3	5-7	2	1	19	4	36
Gordon	4-8	0-1	5-6	2	2	13	5	24
R. Johnson	2-2	2-2	0-0	2	0	6	1	8
Lupe	0-0	0-0	0-0	0	0	0	0	1
Benock	1-1	1-1	0-0	0	3	3	3	13
B. Johnson	0-1	0-0	0-2	4	4	0	0	12
Augustus	0-1	0-1	0-0	0	0	0	0	4
Turner	4-5	3-3	2-2	3	1	13	2	16
Bolen	0-0	0-0	1-2	1	0	1	0	2
Bailey	1-5	0-0	3-4	5	3	5	0	7
Team								
TOTALS	32-63	9-16	22-32	44	19	95	18	200

#### TEXAS A&M-CORPUS CHRISTI (2-7)

Player	FG	3FG	FT	RB	PF	PT	A	Min
Reynolds	6-15	3-3	3-4	8	4	18	0	28
Jackson	1-4	0-1	0-0	5	2	2	0	28
Daniels	1-3	1-2	0-0	3	4	3	3	26
Perkins	7-11	2-3	3-3	2	3	19	1	29
Green	1-9	1-5	4-6	1	2	7	3	27
Taylor	0-0	0-0	0-0	0	0	0	0	2
Slatnick	0-0	0-0	0-0	0	0	0	0	1
Bond	0-1	0-0	0-1	1	3	0	1	9
Shorter	0-0	0-0	0-0	0	0	0	2	8
Bullard	4-9	3-7	2-2	1	1	13	0	21
Watt	1-3	1-3	5-6	5	2	8	0	20
Topps	0-0	0-0	0-0	0	1	0	0	1
Team								
TOTALS	21-55	11-24	17-22	29	22	70	10	200

Halftime: MSU 51, TAMUCC 40. FG%: MSU 50.8%, TAMUCC 38.2%. 3FG%: MSU 56.3%, TAMUCC 45.8%. FT%: MSU 68.8%, TAMUCC 77.3%. Turnovers: MSU 10 (Stewart 2), TAMUCC 14 (Daniels, Shorter 3). Blocked Shots: MSU 6 (B. Johnson 3), TAMUCC 6 (Reynolds 3). Steals: MSU 8 (Gordon, Turner 2), TAMUCC 0. Officials: Tom Eades, Mike Thibodeaux, Jeff Smith. Attendance: 2,051.

## GAME #13 RECAP

### MSU 87, MISSOURI 75

DEC. 30, 2007 • STARKVILLE, MS

The Bulldogs wrapped up their regular-season, non-conference home slate by claiming an 87-75 victory over the Big 12's Missouri Tigers at MSU's Humphrey Coliseum.

Sparked by an impressive first-half shooting performance by Matt Lawrence, Missouri (9-5) opened up a six-point lead (20-14) by the 11:50 mark of the opening period. Playing without all-SEC senior forward Charles Rhodes (sprained left ankle), the Bulldogs (8-5) came to life and went on a 21-5 streak to take a 10-point advantage (35-25) with 4:42 remaining in the half.

Lawrence's fourth 3-pointer of the half (in five attempts) paved the way for nine unanswered Mizzou points to cut the deficit to a point (35-34). However, State's Barry Stewart and Ben Hansbrough connected on consecutive treys to put the Bulldogs back up by seven points (41-34) before settling for a three-point halftime lead (41-38).

After the visiting Tigers knotted up the game at 41-41 within the opening seconds of the second stanza, the Bulldogs went on a 15-3 run to go up by a dozen points (56-44) by the 14:33 mark. However, Missouri fought back and outscored the home team, 16-3, over the next five minutes and claimed a brief one-point lead (60-59) after a second straight 3-pointer by Stefhon Hannah.

A former Mr. Basketball for the state of Missouri during his prep playing days, Hansbrough temporarily stopped the visiting team's momentum with a key 3-pointer with 8:42 left. A Stewart trey and a tip-in by Jamont Gordon later gave the Bulldogs a 73-66 lead at the 3:30 mark. Clutch 10-of-12 free-throw shooting down the stretch sealed MState's third straight victory.

Stewart posted new career highs in points (24) and assists (7), while Gordon added 20 points, eight rebounds and five assists for the winners. MU's Matt Lawrence finished the contest with a game-high 28 points on 10-of-15 field-goal shooting and 6-of-11 accuracy from beyond the arc.

#### MISSOURI (9-5)

Player	FG	3FG	FT	RB	PF	PT	A	Min
Carroll	5-9	0-1	2-4	4	5	12	1	32
Lyons	1-6	0-1	1-4	2	1	3	1	13
Hannah	5-12	3-7	4-6	2	5	17	7	23
Horton	0-2	0-1	0-0	2	3	0	4	24
M. Lawrence	10-15	6-11	2-2	6	3	28	1	36
K. Lawrence	1-5	0-1	0-0	1	1	2	2	16
Tiller	0-2	0-1	2-2	4	3	2	2	22
Brown	3-7	0-2	0-0	3	2	6	0	15
Safford	2-3	0-1	0-1	4	1	4	0	9
Volkus	0-0	0-0	0-0	1	1	0	0	2
Butterfield	0-1	0-1	1-2	1	4	1	1	8
Team				3				
<b>TOTALS</b>	<b>27-62</b>	<b>9-27</b>	<b>12-21</b>	<b>33</b>	<b>29</b>	<b>75</b>	<b>19</b>	<b>200</b>

#### MISSISSIPPI STATE (8-5)

Player	FG	3FG	FT	RB	PF	PT	A	Min
Gordon	8-17	0-4	4-5	8	3	20	5	38
Varnado	4-6	0-0	1-4	8	3	9	0	23
Hansbrough	4-8	2-5	5-8	8	5	15	4	38
Stewart	8-14	3-7	5-5	4	3	24	7	38
Turner	4-10	0-3	4-6	10	2	12	2	34
R. Johnson	2-3	0-1	0-0	0	0	4	0	7
Benock	0-1	0-1	1-2	0	0	1	0	3
B. Johnson	1-1	0-0	0-0	2	2	2	0	13
Augustus	0-0	0-0	0-0	0	0	0	0	2
Bailey	0-0	0-0	0-0	0	1	0	0	4
Team				3				
<b>TOTALS</b>	<b>31-60</b>	<b>5-21</b>	<b>20-30</b>	<b>43</b>	<b>19</b>	<b>87</b>	<b>18</b>	<b>200</b>

Halftime: MSU 41, MU 38. FG%: MSU 51.7%, MU 43.5%. 3FG%: MSU 23.8%, MU 33.3%. FT%: MSU 66.7%, MU 57.1%. Turnovers: MSU 14 (Gordon, Stewart 3), MU 12 (Five with 2). Blocked Shots: MSU 7 (Varnado 5), MU 3 (Three with 1). Steals: MSU 5 (Stewart, Turner 2), MU 6 (Carroll, Hannah 2). Officials: Duke Edsall, Terry Moore, Donnee Gray. Attendance: 8,249.

## GAME #14 RECAP

### MSU 77, LAFAYETTE 53

JAN. 5, 2008 • JACKSON, MS

The Bulldogs concluded the non-conference portion of their regular-season slate by posting a 77-53 victory over Lafayette College at Jackson's Mississippi Coliseum.

The 24-point win extended MState's season-best winning streak to four consecutive games and marked the team's eighth straight hoops triumph (6-0 under Rick Stansbury) in Mississippi's capital city dating back to the 1985-86 campaign.

In this year's contest against one of the nation's leading three-point shooting teams, MSU (9-5) built a double-digit lead (17-7) eight minutes into the contest. The Bulldogs' cushion increased to as many as 21 points (34-13) by the 5:29 mark, but the visiting Leopards (8-6) by way of Easton, Pa., managed to cut the deficit to a dozen points (37-25) by halftime.

Lafayette came out of the locker room to score the first seven points of the second stanza and would later narrow the gap to just four points (44-40) on a layup by Bilal Abdullah at the 15:36 mark. However, MState would come alive to tally 10 unanswered points to go back up by 14 points (54-40) midway through the period.

The Leopards would trim the margin to single digits one last time (55-46) at the 7:50 mark, but the Bulldogs responded with 12 straight points this time to mount as much as a 29-point bulge before settling with the 24-point victory.

Entering the contest ranked third in the NCAA in made 3-pointers per game (11.2/gm) and sixth in three-point percentage (.426), Lafayette was held to just 6-of-25 shooting (.240) from beyond the arc and only 26.4 percent (19-of-72 FGs) overall from the field in the contest.

Ben Hansbrough paced MSU with 17 points, while Jarvis Varnado had his second career double-double with a career-high 16 points and 12 rebounds. Abdullah led all scorers with 21 points.

#### LAFAYETTE (8-6)

Player	FG	3FG	FT	RB	PF	PT	A	Min
Schmidt	5-9	0-0	0-0	5	2	10	0	19
Betley	2-7	1-2	1-2	8	4	6	0	25
Gruner	2-9	0-2	0-0	6	2	4	3	24
Brown	1-9	1-7	0-0	0	1	3	2	28
Abdullah	5-15	4-9	7-10	3	3	21	2	33
Cummins	0-3	0-2	0-0	2	0	0	0	7
Wheeler	0-0	0-0	0-0	0	0	0	0	4
Kari	1-4	0-1	1-2	2	1	3	0	11
Visockas	1-3	0-1	0-0	3	0	2	0	12
Benbow	0-1	0-1	0-0	2	0	0	1	5
Mintz	1-3	0-0	0-0	1	0	2	0	6
Detmer	0-4	0-0	0-1	2	2	0	0	18
Koltun	1-5	0-0	0-0	6	2	2	0	8
Team				4				
<b>TOTALS</b>	<b>19-72</b>	<b>6-25</b>	<b>9-15</b>	<b>44</b>	<b>17</b>	<b>53</b>	<b>8</b>	<b>200</b>

#### MISSISSIPPI STATE (9-5)

Player	FG	3FG	FT	RB	PF	PT	A	Min
Gordon	6-19	1-4	2-2	7	1	15	7	33
Varnado	5-5	0-0	6-9	12	1	16	0	26
Hansbrough	6-10	5-8	0-0	4	1	17	4	33
Stewart	2-8	1-5	1-2	3	2	6	1	32
Turner	2-6	1-4	3-4	8	4	8	1	28
R. Johnson	5-6	1-2	0-0	3	2	11	0	14
Begley	0-0	0-0	0-0	0	0	0	0	2
lupe	0-0	0-0	0-0	1	0	0	0	2
Benock	0-3	0-2	0-0	0	0	0	2	9
B. Johnson	1-1	0-0	2-2	4	2	4	0	11
Augustus	0-1	0-1	0-0	1	0	0	0	2
Bolen	0-1	0-1	0-0	0	0	0	0	3
Bailey	0-2	0-0	0-2	2	1	0	0	5
Team				3				
<b>TOTALS</b>	<b>27-62</b>	<b>9-27</b>	<b>14-21</b>	<b>48</b>	<b>14</b>	<b>77</b>	<b>15</b>	<b>200</b>

Halftime: MSU 37, LC 25. FG%: MSU 43.5%, LC 26.4%. 3FG%: MSU 33.3%, LC 24.0%. FT%: MSU 66.7%, LC 60.0%. Turnovers: MSU 17 (Gordon 6), LC 16 (Betley, Detmer 5). Blocked Shots: MSU 10 (Varnado 5), LC 4 (Abdullah 3). Steals: MSU 8 (B. Johnson 2), LC 9 (Schmidt 3). Officials: Ted Valentine, Bert Smith, Mike Nance. Attendance: 3,044.

## GAME #15 RECAP

### MSU 61, LSU 39

JAN. 9, 2008 • BATON ROUGE, LA

The Bulldogs opened up conference play with a stout defensive effort by claiming a convincing 61-39 road victory over the short-handed LSU Tigers at the Pete Maravich Assembly Center.

Following an early 2-2 tie one minute into the game, MState (10-5, 1-0) went on a 13-2 spurt to take an 11-point lead (15-4) by the 13:10 mark of the opening period. Playing without the injured tandem of Tasmin Mitchell and Chris Johnson, the Tigers (7-8, 0-1) managed to cut a 12-point deficit late in the period in half as Marcus Thornton bombed in back-to-back 3-pointers within the final minute to bring the home team back to within a six-point margin (25-19) by the intermission.

After Anthony Randolph's three-point play tipped off second-half play to pull the Tigers to within three points, LSU then went nearly six minutes without scoring. In making another 13-2 run over a seven-minute span, the Bulldogs reclaimed their double-digit lead in which they would never again relinquish.

After being held to just seven first-half field goals on only 23 percent shooting, the Tigers fell off that pace in the closing 20 minutes by again hitting only seven shots in 36 second-half attempts for a frigid 19 percent. With the Bulldogs connecting on 54 percent of their second-half attempts and owning a 27-19 advantage on the boards in the half, MSU would easily secure its third straight series win over LSU.

In addition to winning in Baton Rouge for consecutive years for the first time in a decade, MState allowed the fewest points to an SEC opponent since dropping a 38-36 overtime decision to Auburn during the pre-shot clock era of the 1982 SEC Tournament.

With MSU still without injured all-SEC forward Charles Rhodes, Jarvis Varnado stepped up to record a second straight double-double with 13 points and a career-high 17 rebounds to go along with seven blocks. Held to just 14 total field goals as a team on only 21 percent shooting, LSU was led by Thornton's dozen points.

#### MISSISSIPPI STATE (10-5, 1-0)

Player	FG	3FG	FT	RB	PF	PT	A	Min
Gordon	5-13	1-4	2-3	6	2	13	1	37
Varnado	6-10	0-0	1-4	17	2	13	0	25
Hansbrough	3-7	1-5	0-0	7	3	7	4	30
Stewart	2-6	1-4	6-8	6	3	11	5	35
Turner	2-6	0-2	0-0	3	3	4	1	34
R. Johnson	3-4	0-1	0-0	3	0	6	0	12
Begley	0-0	0-0	0-0	0	0	0	0	1
lupe	0-0	0-0	0-0	1	0	0	0	1
Benock	1-1	1-1	0-0	0	0	3	0	8
B. Johnson	0-0	0-0	0-0	0	1	0	0	9
Augustus	1-2	0-1	0-0	0	0	2	0	1
Bolen	0-0	0-0	0-0	2	0	0	0	1
Bailey	1-1	0-0	0-2	1	1	2	0	6
Team				1				
<b>TOTALS</b>	<b>24-50</b>	<b>4-18</b>	<b>9-17</b>	<b>47</b>	<b>15</b>	<b>61</b>	<b>11</b>	<b>200</b>

#### LSU (7-8, 0-1)

Player	FG	3FG	FT	RB	PF	PT	A	Min
Randolph	4-13	0-0	2-5	9	3	10	0	26
M. Thornton	2-14	2-6	6-6	7	1	12	0	33
Spencer	0-6	0-4	0-0	2	0	0	0	19
Martin	2-11	0-4	0-0	1	2	4	2	26
Temple	2-7	0-1	0-0	3	2	4	1	37
Mason	3-9	0-0	1-2	3	3	7	0	29
Green	1-2	0-0	0-0	0	1	2	0	12
Farrer	0-4	0-2	0-0	4	1	0	1	15
Q. Thornton	0-0	0-0	0-0	0	1	0	0	3
Team				7				
<b>TOTALS</b>	<b>14-66</b>	<b>2-17</b>	<b>9-13</b>	<b>36</b>	<b>14</b>	<b>39</b>	<b>4</b>	<b>200</b>

Halftime: MSU 25, LSU 19. FG%: MSU 48.0%, LSU 21.2%. 3FG%: MSU 22.2%, LSU 11.8%. FT%: MSU 52.9%, LSU 69.2%. Turnovers: MSU 17 (Gordon, Bailey 3), LSU 9 (Temple 3). Blocked Shots: MSU 10 (Varnado 7), LSU 4 (Randolph 2). Steals: MSU 5 (Turner 2), LSU 6 (Mason 3). Officials: Mike Stuart, Rick Hartzell, Antinio Petty. Attendance: 7,843.

## GAME #16 RECAP

### MSU 60, GEORGIA 49

JAN. 12, 2008 • STARKVILLE, MS

The homestanding Bulldogs notched their sixth consecutive victory of the season by successfully opening up their SEC home slate with a 60-49 win over the Bulldogs of Georgia at MSU's Humphrey Coliseum.

MState (11-5, 2-0) scored the game's first seven points and later still led by six points (16-10) with 7:12 remaining in the low-scoring first half of play. Georgia (9-5, 0-1) claimed its first lead of the contest at 22-20 with 3:19 left following back-to-back driving layups by Sundiata Gaines and a jumper by Corey Butler. MSU countered with dunks by all-SEC standouts Charles Rhodes and Jamont Gordon to take back a 27-24 advantage heading into halftime.

After Butler opened the second stanza with consecutive jumpers to put UGA back on top by a single point (28-27), MState went on an 18-2 run over the next seven minutes to break out to a 15-point cushion (45-30) by the 11:23 mark. Georgia responded by scoring nine unanswered points within a four-minute span to cut the deficit to a half-dozen points (45-39) with 7:42 remaining.

A Riley Benock 3-pointer at the 5:21 mark ended a six-minute scoring drought by MSU. State would go on to build an 11-point margin (50-39) before Georgia scored five straight points to pull to within six points (50-44) again with 1:55 left. A Terrance Woodbury 3-pointer with 49 seconds remaining would bring UGA to within a half-dozen points (53-47) one last time before the home team connected on 7-of-8 charity tosses over the final 43 seconds to seal the 11-point triumph and give MState its ninth win in 10 SEC home openers during the Rick Stansbury era.

In setting a new school record with 16 blocks on the day (10 by Jarvis Varnado), MSU held its third straight opponent to less than 30 percent shooting as UGA struggled with 16-of-65 (24.6%) from the field and just 3-of-17 (18%) from the arc.

Gordon and Gaines had 15 points apiece to lead the respective teams. Varnado added nine points and nine rebounds for the winners.

#### GEORGIA (9-5, 0-1)

Player	FG	3FG	FT	RB	PF	PT	A	Min
Woodbury	1-10	1-4	3-4	4	4	6	1	23
Bliss	1-3	0-0	0-0	4	2	2	0	21
Gaines	5-18	1-6	4-7	6	4	15	1	33
Butler	4-7	0-1	1-2	5	3	9	2	31
Humphrey	1-8	1-3	2-3	7	5	5	1	36
Barnes	0-1	0-0	0-0	2	1	0	0	4
Swansey	1-5	0-2	0-0	2	1	2	1	15
Brewer	0-2	0-1	0-0	3	0	0	0	8
Jackson	1-2	0-0	0-0	2	0	2	0	10
Price	2-9	0-0	4-6	3	1	8	0	19
Team				6				
TOTALS	16-65	3-17	14-22	44	21	49	6	200

#### MISSISSIPPI STATE (11-5, 2-0)

Player	FG	3FG	FT	RB	PF	PT	A	Min
Gordon	6-12	0-3	3-3	9	3	15	2	33
Varnado	4-5	0-0	1-1	9	3	9	0	21
Hansbrough	2-6	1-3	1-2	2	3	6	2	36
Stewart	3-13	0-5	3-5	5	4	9	2	36
Turner	2-7	2-6	1-2	9	3	7	2	37
R. Johnson	0-2	0-1	0-0	1	0	0	0	6
Benock	1-2	1-2	3-4	1	0	6	1	10
B. Johnson	0-1	0-0	0-0	1	0	0	1	9
Rhodes	4-5	0-0	0-2	3	1	8	0	12
Team				1				
TOTALS	22-53	4-20	12-19	41	17	60	10	200

Halftime: MSU 27, UGA 24. FG%: MSU 41.5%, UGA 24.6%. 3FG%: MSU 20.0%, UGA 17.6%. FT%: MSU 63.2%, UGA 63.6%. Turnovers: MSU 16 (Three with 4), UGA 14 (Gaines, Price 3). Blocked Shots: MSU 16 (Varnado 10), UGA 1 (Jackson 1). Steals: MSU 6 (Stewart, Turner 2), UGA 11 (Humphrey 4). Officials: J.B. Caldwell, John Hampton, Mark Whitehead. Attendance: 8,713.

## GAME #17 RECAP

### MSU 69, KENTUCKY 64

JAN. 15, 2008 • STARKVILLE, MS

The homestanding Bulldogs moved to 3-0 in SEC play for the first time since 1993-94 with a 69-64 home triumph over the Kentucky Wildcats in front of an ESPN viewing audience at MSU's Humphrey Coliseum.

After battling through five lead changes during the opening seven minutes of play, MState (12-5, 3-0) grabbed a six-point lead (22-16) following a Charles Rhodes dunk at the 9:13 mark of the opening period. The Bulldogs' lead grew to 10 points by the closing minutes of the half, but Kentucky (7-8, 1-1) scored the final five points of the first half to trim the deficit in half (32-27) by the halftime buzzer.

MSU seemingly regained control of the contest during the opening 10 minutes of the second stanza, building as much as a 12-point cushion (45-33) following a 3-pointer by Phil Turner at the 14:58 mark. Aided by some poor second-half free throw shooting by MSU and back-to-back Bulldog turnovers around the 5:00 mark, the Wildcats managed to get to within three points (56-53) after a Ramel Bradley layup with 5:01 left.

The Bulldogs regrouped and kept plugging away at the charity stripe to eventually go back up by eight points (65-57) after a 1-for-2 trip to the line by Rhodes with 30 seconds remaining. However, an MSU miscue sandwiched between four straight free throws by UK's Bradley followed by a Joe Crawford 3-pointer made it a two-point contest with nine seconds left in the game. Though he struggled from the field (2-of-11 FGs & 0-of-5 treys) on the night, State's Barry Stewart came through in the clutch by hitting 3-of-4 free throws over the final five seconds to give the Bulldogs their seventh straight win of the season.

Jarvis Varnado over-shadowed Jamont Gordon's game-high 24 points by recording the third triple-double in school history with 10 points, 12 rebounds and a school record-tying 10 blocks. MSU had 15 blocks to mark the fourth straight game in double digits. UK guards Bradley and Crawford tallied 22 and 20 points, respectively.

#### KENTUCKY (7-8, 1-1)

Player	FG	3FG	FT	RB	PF	PT	A	Min
Harris	1-3	0-1	0-0	4	3	2	1	38
Coury	1-6	0-0	1-2	3	2	3	1	20
Patterson	4-11	0-0	2-2	3	3	10	0	36
Bradley	6-17	2-10	8-8	4	2	22	4	40
Crawford	8-19	4-8	0-0	5	4	20	5	39
Krebs	0-0	0-0	0-0	1	0	0	0	1
Porter	1-1	1-1	0-0	0	1	3	0	2
Stewart	0-0	0-0	0-0	1	0	0	0	1
Stevenson	2-3	0-0	0-0	7	5	4	1	23
Team				5				
TOTALS	23-60	7-20	11-12	33	20	64	12	200

#### MISSISSIPPI STATE (12-5, 3-0)

Player	FG	3FG	FT	RB	PF	PT	A	Min
Rhodes	5-8	0-0	2-4	3	0	12	2	30
Varnado	3-5	0-0	4-10	12	2	10	1	36
Stewart	2-11	0-5	5-8	4	3	9	4	35
Turner	4-10	3-8	0-0	4	1	11	1	33
Gordon	7-11	5-7	5-9	9	3	24	5	36
R. Johnson	0-3	0-2	0-0	1	0	0	0	6
Begley	0-0	0-0	0-0	0	0	0	0	1
Benock	0-0	0-0	0-0	1	1	0	0	11
B. Johnson	1-2	0-0	0-0	2	1	2	0	9
Bailey	0-1	0-0	1-2	1	2	1	0	3
Team				3				
TOTALS	22-51	8-22	17-33	40	13	69	13	200

Halftime: MSU 32, UK 27. FG%: MSU 43.1%, UK 38.3%. 3FG%: MSU 36.4%, UK 35.0%. FT%: MSU 51.5%, UK 91.7%. Turnovers: MSU 13 (Stewart 5), UK 10 (Bradley 5). Blocked Shots: MSU 15 (Varnado 10), UK 5 (Harris, Stevenson 2). Steals: MSU 2 (Rhodes, Stewart), UK 7 (Bradley 4). Technicals: UK (Team). Officials: Doug Shows, Anthony Jordan, Rick Crawford. Attendance: 9,862.

## GAME #18 RECAP

### MSU 66, ALABAMA 56

JAN. 19, 2008 • TUSCALOOSA, AL

The visiting Bulldogs stretched their overall winning streak to eight consecutive games and SEC win string to four straight contests with a 66-56 victory over Alabama at Coleman Coliseum.

During an opening 20 minutes of play which featured five lead changes and four ties, MState (13-5, 4-0) owned the advantage for the majority of the first half. After the visitors led by as many as six points (14-8) four minutes into the game and then later owned a five-point margin (25-20) with 5:37 left, the Crimson Tide (11-8, 0-4) took a brief one-point lead (28-27) on a pair of Alonzo Gee free throws with 1:52 remaining.

However, the Bulldogs capped off a 7-of-14 first-half shooting performance from beyond the three-point arc with back-to-back treys by Riley Benock and Ben Hansbrough over the final minute to give MSU a 33-28 halftime advantage.

Following a made trey by Bama's Mykal Riley to open the second-half scoring, Jamont Gordon answered with a 3-pointer of his own to ignite a 9-0 State run. Midway through the half, the Tide scored seven unanswered points to cut the deficit to four points (52-48) with 8:21 left in the contest. MState's Barry Stewart responded with a clutch 3-pointer from the corner to halt the Bama run.

Four minutes later, Senario Hillman converted a three-point play to once again narrow the gap to four points (59-55) with 3:58 left to play. Back-to-back buckets by Gordon and Jarvis Varnado put the visitors back up by eight points with 2:06 left on the clock. MSU held Alabama to a single point over the game's final four minutes to win in Tuscaloosa for the first time since 2003-04 and prevail by double digits at Coleman Coliseum for the first time since 1989-90.

As a team, the Bulldogs drilled a season-high 12 three-point field goals (in 26 attempts), while the Tide struggled with 2-of-14 shooting from beyond the arc. Gordon hit for a game-high 24 points for the second straight contest en route to earning SEC Player of the Week and national honors by FOX Sports and *The Sporting News*. Stewart followed with 16 points for the winners. Richard Hendrix paced Alabama with 21 points.

#### MISSISSIPPI STATE (13-5, 4-0)

Player	FG	3FG	FT	RB	PF	PT	A	Min
Rhodes	2-7	0-1	1-2	9	2	5	0	31
Varnado	2-4	0-0	0-2	6	4	4	0	21
Stewart	6-11	3-5	1-2	1	3	16	3	35
Turner	1-5	1-4	0-0	2	2	3	3	28
Gordon	10-17	4-8	0-1	4	3	24	5	34
R. Johnson	0-0	0-0	2-4	1	0	2	1	2
Hansbrough	3-8	3-7	0-2	1	1	9	0	25
Benock	1-1	1-1	0-0	0	0	3	1	4
B. Johnson	0-1	0-0	0-0	2	2	0	0	7
Bailey	0-0	0-0	0-0	4	3	0	0	13
Team				4				
TOTALS	25-54	12-26	4-13	34	20	66	13	200

#### ALABAMA (11-8, 0-4)

Player	FG	3FG	FT	RB	PF	PT	A	Min
Jemison	3-6	0-1	2-4	6	3	8	2	35
Hendrix	8-10	0-0	5-8	6	3	21	4	36
Riley	2-9	1-6	0-0	7	4	5	4	35
Pickett	1-4	0-2	0-0	1	0	2	1	28
Gee	2-9	0-3	6-9	4	1	10	2	30
Torrance	1-1	0-0	0-0	1	0	2	2	6
Hollinger	1-2	1-2	0-2	0	0	3	1	13
Hillman	2-2	0-0	1-1	0	2	5	0	15
Coleman	0-0	0-0	0-0	0	0	0	0	1
Knox	0-1	0-0	0-0	1	1	0	0	1
Team				3				
TOTALS	20-44	2-14	14-24	29	14	56	16	200

Halftime: MSU 33, UA 28. FG%: MSU 46.3%, UA 45.5%. 3FG%: MSU 46.2%, UA 14.3%. FT%: MSU 30.8%, UA 58.3%. Turnovers: MSU 12 (Gordon 4), UA 17 (Hendrix 7). Blocked Shots: MSU 3 (Three with 1), UA 7 (Hendrix 3). Steals: MSU 7 (Varnado 3), UA 7 (Riley 3). Officials: Tom Eades, John Hampton, Tracy Woodson. Attendance: 11,290.

## GAME #19 RECAP

### MSU 88, #15 MISSISSIPPI 68 JAN. 26, 2008 • STARKVILLE, MS

The Bulldogs extended their season winning streaks to nine consecutive games overall and five straight to begin SEC play by claiming an 88-68 home triumph over No. 15 Mississippi with 10,421 fans on hand at Humphrey Coliseum.

After battling through six lead changes and two ties during the opening 10 minutes of play, MState (14-5, 5-0) scored seven unanswered points over a four-minute span to take a 28-21 lead with 6:06 remaining in the first half. The Rebels (15-3, 2-3) would cut the deficit to three points (34-31) with two minutes left, but the Bulldogs scored the final four points of the half to take a 38-31 halftime advantage.

MSU's lead was not seriously challenged the rest of the contest, as they took a trio of 10-point leads during the opening five minutes of the second stanza. After Ole Miss cut the deficit to seven points (49-42) at the 14:42 mark, State's Jamont Gordon converted a three-point play and then followed with a message-sending dunk to give the Bulldogs a 13-point cushion (55-42) with 13:12 left in the contest.

With the home team shooting 69 percent from the field in the second half and fueled by Charles Rhodes' 18 second-half points, the Bulldogs maintained their double-digit cushion over the final 14 minutes of the contest. The 20-point victory marked MSU's 10th consecutive home triumph over Ole Miss during the Rick Stansbury era and gave the Bulldogs their seventh straight SEC home win dating back to last February.

As a team, MSU shot 57 percent from the field for the game, along with holding UM to just 37 percent accuracy. Rhodes paced five double-digit State scorers with a game-high 26 points on 12-of-14 shooting, while Dwayne Curtis had 18 points and 11 rebounds for the visitors.

#### MISSISSIPPI (15-3, 2-3)

Player	FG	3FG	FT	RB	PF	PT	A	Min
Williams	1-4	0-0	0-3	3	4	2	0	19
Curtis	7-11	0-0	4-4	11	3	18	3	31
Warren	5-20	2-10	3-4	3	0	15	3	35
Polynice	7-13	0-0	0-0	7	2	14	1	34
Gaskins	1-7	1-3	0-0	0	2	3	0	24
Smith	0-0	0-0	0-0	0	0	0	1	5
Watson	1-3	0-0	0-0	1	1	2	0	7
White	4-7	0-0	1-1	2	4	9	0	20
Graham	1-3	1-1	0-0	2	0	3	0	10
Huertas	1-8	0-3	0-0	5	1	2	0	15
Team				5				
TOTALS	28-76	4-17	8-12	39	17	68	8	200

#### MISSISSIPPI STATE (14-5, 0-0)

Player	FG	3FG	FT	RB	PF	PT	A	Min
Rhodes	12-14	0-0	2-3	6	1	26	1	28
Varnado	4-5	0-0	4-4	8	3	12	1	29
Stewart	5-11	0-4	2-4	4	2	12	3	33
Turner	0-5	0-2	0-0	6	3	0	0	28
Gordon	5-12	2-6	1-1	1	2	13	6	30
R. Johnson	1-2	1-1	0-0	0	0	3	0	4
Begley	0-1	0-1	0-0	0	0	0	0	1
Iupe	0-0	0-0	0-0	1	0	0	0	1
Bryant	0-1	0-0	0-0	0	0	0	0	1
Benock	4-5	4-5	0-0	1	0	12	1	21
B. Johnson	1-2	0-0	0-0	3	1	2	3	11
Augustus	0-0	0-0	0-0	0	0	0	0	1
Bolen	0-0	0-0	0-0	0	0	0	0	1
Bailey	2-2	0-0	4-7	3	1	8	0	11
Team				7				
TOTALS	34-60	7-19	13-19	40	13	88	15	200

Halftime: MSU 38, UM 31. FG%: MSU 56.7%, UM 36.8%. 3FG%: MSU 36.8%, UM 23.5%. FT%: MSU 68.4%, UM 66.7%. Turnovers: MSU 11 (Rhodes, Stewart 2), UM 6 (Six with 1). Blocked Shots: MSU 8 (Varnado 4), UM 5 (Five with 1). Steals: MSU 4 (Gordon 2), UM 6 (Warren 3). Officials: Rick Crawford, Antinio Petty, Roger Ayers. Attendance: 10,421.

## GAME #20 RECAP

### ARKANSAS 78, #25 MSU 58 JAN. 30, 2008 • FAYETTEVILLE, AR

Ranked in the nation's Top 25 for the first time in three years, the 25th-ranked Bulldogs had their nine-game overall winning streak and five-game SEC win string snapped by dropping a 78-58 decision to the Arkansas Razorbacks at Bud Walton Arena.

Keyed by Jamont Gordon's 10 points through the opening eight minutes of play, MState (14-6, 5-1) held a four-point lead (11-7) at the 12:18 mark. With the Razorbacks (15-5, 4-2) playing without starter and Jackson, Miss., native Charles Thomas because of a suspension, senior forward Sonny Weems sparked a 14-0 Arkansas run by hitting three straight 3-pointers to give the home team a 21-11 advantage midway through the half.

MSU cut the deficit in half within a minute, but the Razorbacks responded by reclaiming a double-digit lead (27-16) with 6:43 left in the half. With Arkansas owning a 22-15 rebounding advantage and the Bulldogs saddled with 13 first-half turnovers, the Hogs owned a comfortable 43-28 halftime cushion.

MSU got off the deck and scored the first eight points of the second stanza to cut the margin to seven points (43-36) following a Phil Turner 3-pointer at the 16:02 mark. However, it was Weems yet again who ignited a spark for the home team by hitting a jumper and a 3-pointer to push the lead back up to double figures. The Razorbacks' cushion stayed at twin digits for the final 15 minutes of the contest, as MState suffered its first 20-point defeat since dropping an 83-61 decision at South Carolina on Feb. 11, 2006.

Though limiting Arkansas to 36 percent shooting for the contest, the Bulldogs were out-rebounded, 41-35, and outscored by 13 points at the free throw line. MSU was also credited with 22 turnovers and only five assists on the evening.

Gordon finished with a game-high 24 points, while Charles Rhodes posted a double-double with 11 points and 15 rebounds for the visitors. Weems tallied 22 points, including 5-of-10 accuracy from beyond the three-point arc, and Patrick Beverley registered his own double-double with 19 points and 10 boards for the winners.

#### MISSISSIPPI STATE (14-6, 5-1)

Player	FG	3FG	FT	RB	PF	PT	A	Min
Rhodes	4-11	0-0	3-5	15	2	11	1	37
Varnado	0-1	0-0	1-2	6	3	1	0	24
Stewart	3-7	0-2	1-2	1	5	7	0	30
Turner	2-6	2-5	0-0	3	3	6	1	27
Gordon	8-16	3-8	5-6	4	3	24	1	37
R. Johnson	2-4	1-2	0-0	1	1	5	0	12
Benock	0-2	0-0	0-0	0	3	0	2	14
B. Johnson	1-1	0-0	2-2	4	0	4	0	12
Bailey	0-1	0-0	0-0	0	3	0	0	7
Team				1				
TOTALS	20-49	6-19	12-17	35	23	58	5	200

#### ARKANSAS (15-5, 4-2)

Player	FG	3FG	FT	RB	PF	PT	A	Min
Weems	8-17	5-10	1-1	6	2	22	1	28
Washington	2-6	1-2	3-4	4	3	8	1	22
Hill	3-3	0-0	3-4	6	2	9	0	24
Welsh	1-7	1-4	4-5	1	0	7	1	30
Beverley	6-16	1-6	6-8	10	1	19	4	37
Ervin	0-5	0-0	4-4	4	4	4	2	23
Townes	1-4	0-0	4-4	3	2	6	1	19
Britt	0-0	0-0	0-0	1	0	0	0	1
Cox	0-0	0-0	0-0	0	0	0	0	1
Hunter	1-3	1-2	0-0	3	3	3	1	15
Team				3				
TOTALS	22-61	9-24	25-30	41	17	78	11	200

Halftime: UA 43, MSU 28. FG%: MSU 40.8%, UA 36.1%. 3FG%: MSU 31.6%, UA 37.5%. FT%: MSU 70.6%, UA 83.3%. Turnovers: MSU 22 (Gordon 6), UA 12 (Weems, Hill 3). Blocked Shots: MSU 8 (Varnado 4), UA 4 (Washington, Hill 2). Steals: MSU 5 (Five with 1), UA 7 (Welsh, Beverley 2). Officials: Doug Shows, Les Jones, James Breeding. Attendance: 17,927.

## GAME #21 RECAP

### #7 TENNESSEE 76, #25 MSU 71 FEB. 2, 2008 • STARKVILLE, MS

Despite a valiant second-half comeback, the 25th-ranked Bulldogs dropped a 76-71 home decision to the seventh-ranked Tennessee Volunteers at MSU's Humphrey Coliseum.

Bidding for their first win over a top 10-ranked team since 2002, the homestanding Bulldogs (14-7, 5-2) jumped out to an early 8-2 lead three minutes into the contest. However, a 9-1 Tennessee run over a two-minute span later in the half gave the Volunteers (19-2, 6-1) a five-point lead (16-11) at the 10:34 mark.

An 8-2 MState run, capped by a Barry Stewart 3-pointer, put the home team back on top briefly before the visitors scored seven unanswered points to go back up by six points (25-19) with 6:53 left in the half. The Volunteers used 8-of-16 three-point shooting through the opening 20 minutes of play to acquire a 36-27 halftime lead.

Tennessee maintained control of the contest through the first 13 minutes of the second stanza before MSU's perimeter shooting suddenly came alive. The first of three straight Stewart treys coming at the 6:15 mark ignited a 24-9 Bulldog run that would set up some last-minute dramatics. For nearly a six-minute period, Stewart and fellow Tennessee native Jamont Gordon combined for 7-of-8 three-point shooting to pull the Bulldogs from 17 points down (64-47) to within a basket (73-71) on Stewart's career-high sixth trey with 43 seconds remaining in the contest.

After UT's Wayne Chism misfired on the front end of a 1-and-1 with 34 seconds left, MSU committed a turnover to give the ball back. State got another chance when Jordan Howell only made 1-of-2 free throws with 15 seconds left, but Gordon's trey attempt with seven ticks on the clock was off target. Howell sealed the Vols' road victory with two free throws in the final seconds.

Stewart finished with a game-high 21 points on 6-of-8 treys, while Chris Lofton paced the winners with 20 points. The two teams combined for 22 made 3-pointers in the contest, while UT benefited from a 42-32 rebounding advantage.

#### TENNESSEE (19-2, 6-1)

Player	FG	3FG	FT	RB	PF	PT	A	Min
T. Smith	3-6	2-2	0-0	4	4	8	4	15
Chism	2-6	2-4	1-3	6	4	7	0	26
J. Smith	5-9	2-6	3-4	5	4	15	1	22
Lofton	6-12	4-9	4-4	1	1	20	1	31
R. Smith	1-5	0-1	0-0	1	1	2	1	22
Howell	2-7	2-5	3-4	4	1	9	2	18
Pearl	0-1	0-0	0-0	0	1	0	0	1
Tabb	0-1	0-1	0-0	4	1	0	2	11
Prince	3-8	0-0	1-2	4	3	7	1	23
Crews	3-7	0-0	0-0	3	2	6	0	21
Williams	1-1	0-0	0-1	5	4	2	0	10
Team				5				
TOTALS	26-63	12-28	12-18	42	26	76	12	200

#### MISSISSIPPI STATE (14-7, 5-2)

Player	FG	3FG	FT	RB	PF	PT	A	Min
Rhodes	4-9	0-0	7-8	10	2	15	1	35
Varnado	2-4	0-0	1-4	4	2	5	0	30
Stewart	7-9	6-8	1-2	4	2	21	1	34
Turner	1-5	0-2	0-1	3	2	2	0	24
Gordon	4-12	4-10	5-9	3	4	17	6	37
R. Johnson	2-5	0-1	1-1	1	1	5	0	10
Benock	0-0	0-0	0-0	1	1	0	2	15
B. Johnson	1-1	0-0	1-1	2	2	3	0	9
Bailey	1-2	0-0	1-3	4	3	3	0	6
Team				2				
TOTALS	22-47	10-21	17-29	32	21	71	10	200

Halftime: UT 36, MSU 27. FG%: MSU 46.8%, UT 41.3%. 3FG%: MSU 47.6%, UT 42.9%. FT%: MSU 58.6%, UT 66.7%. Turnovers: MSU 16 (Rhodes 5), UT 13 (J. Smith 3). Blocked Shots: MSU 10 (Rhodes 5), UT 3 (Chism 2). Steals: MSU 4 (Stewart 2), UT (Three with 1). Officials: Joe Lindsay, Mike Thibodeaux, Everett Summers. Technicals: Bailey (MSU), Prince (UT). Attendance: 10,150.



## GAME #22 RECAP

### MSU 73, ALABAMA 66

FEB. 6, 2008 • STARKVILLE, MS

The Bulldogs got back on the winning track by registering a 73-66 home victory over divisional rival Alabama at MSU's Humphrey Coliseum.

Snapping a two-game losing skid with the seven-point home win over the Crimson Tide, MSU (15-7) closed out the first half of the regular-season conference slate with a 6-2 league mark.

During a fairly sluggish first half of play, the Bulldogs built an eight-point lead (16-8) by the 9:19 mark. Alabama (13-10, 2-6) would battle back to tie up the contest two more times late in the half and even take a brief two-point edge (27-25) with 4:23 left. State's Barry Stewart responded with a 3-pointer to help the home team to a four-point lead (33-29) at the intermission.

The Bulldogs maintained their lead throughout the second stanza, opening up as much as an 11-point advantage (56-45) midway through the period. However, the Tide managed to cut the deficit to just two points (60-58) by the 5:31 mark and was still down by just a basket (65-63) with 3:31 left following an Alonzo Gee 3-pointer.

A minute later, MSU's Jarvis Varnado put back a missed Charles Rhodes jumper to give the Bulldogs a four-point lead with 2:27 left. After the two teams traded free throws, MState's Jamont Gordon converted on a pair of charity tosses to lengthen the margin to six points (70-64) with 48 seconds remaining. Following a Mikhail Torrance layup, Gordon missed the second of two free throws. However, Rhodes pulled down the missed second attempt and went to the line, but he failed to connect on either free throw.

With a chance to cut into the deficit, the Tide misfired on two shot attempts on its ensuing possession, which ultimately ended with a turnover. The Bulldogs sealed their first season series sweep of Bama since 1998-99 by hitting two more free throws over the final 22 seconds.

Holding Alabama to just 36 percent shooting for the game, MSU was paced by Gordon and Rhodes with 17 points apiece. Gordon tied his career high with 10 assists to post his second double-double of the season. Gee led a quintet of double-digit Bama scorers with 16 points, but struggled with just 4-of-18 from the field.

#### ALABAMA (13-10, 2-6)

Player	FG	3FG	FT	RB	PF	PT	A	Min
Jemison	1-4	0-0	0-0	5	1	2	0	11
Hendrix	6-15	0-1	0-2	6	5	12	1	29
Riley	7-16	1-6	0-0	7	3	15	2	39
Hollinger	3-8	2-4	2-4	2	2	10	4	37
Gee	4-18	2-7	6-7	5	1	16	3	37
Torrance	4-6	2-2	0-0	2	1	10	0	16
Pickett	0-0	0-0	0-0	0	0	0	0	2
Hillman	0-1	0-1	0-2	1	1	0	2	15
Coleman	0-1	0-0	1-2	3	3	1	0	14
Team			7					
TOTALS	25-69	7-21	9-17	38	17	66	12	200

#### MISSISSIPPI STATE (15-7, 6-2)

Player	FG	3FG	FT	RB	PF	PT	A	Min
Rhodes	7-12	0-0	3-6	9	2	17	1	33
Varnado	4-5	0-0	0-0	3	1	8	1	30
Stewart	5-11	3-8	0-0	9	0	13	2	36
Turner	1-3	1-3	1-2	5	0	4	0	14
Gordon	5-13	0-4	7-10	6	2	17	10	38
R. Johnson	0-1	0-0	0-0	1	0	0	0	4
Hansbrough	3-8	2-5	2-2	0	3	10	2	27
Benock	0-0	0-0	0-0	0	1	0	0	3
B. Johnson	0-0	0-0	0-0	2	1	0	0	7
Bailey	1-1	0-0	2-2	2	2	4	0	8
Team			4					
TOTALS	26-54	6-20	15-22	41	12	73	16	200

Halftime: MSU 33, UA 29. FG%: MSU 48.1%, UA 36.2%. 3FG%: MSU 30.0%, UA 33.3%. FT%: MSU 68.2%, UA 52.9%. Turnovers: MSU 13 (Rhodes, Stewart 3), UA 7 (Riley 2). Blocked Shots: MSU 6 (Rhodes, Varnado 2), UA 6 (Jemison, Hendrix 3). Steals: MSU 4 (Gordon 3), UA 6 (Riley 3). Officials: Tom Eades, Mike Nance, Anthony Jordan. Attendance: 9,730.

## GAME #23 RECAP

### MSU 83, AUBURN 64

FEB. 9, 2008 • AUBURN, AL

The visiting Bulldogs tipped off the second half of their regular-season conference slate in impressive fashion by claiming a convincing 83-64 road victory over the undermanned Auburn Tigers at Beard-Eaves-Memorial Coliseum.

Leading comfortably from the opening tip-off to the final buzzer, MState (16-7, 7-2) scored the first 10 points of the contest en route to jumping out to a 19-4 advantage by the 15:43 mark of the first period. The MSU cushion stayed at double figures for the remainder of the half and throughout the second stanza. Auburn (12-10, 2-7) cut the deficit to 10 points (27-17) on a three-point play by Frank Tolbert at the 8:22 mark. However, the Bulldogs scored six unanswered points to push the margin back up to 16 points.

Despite 12 first-half turnovers, MSU outshot the Tigers 57 percent to 29 percent in addition to owning a commanding 26-8 rebounding advantage en route to posting a 44-29 halftime bulge.

The State lead ballooned to 20 points (52-32) three minutes into the second stanza. The Tigers did muster one last comeback attempt midway through the closing period when a Quantez Robertson layup capped a 7-0 Auburn run to cut the deficit back to 10 points (60-50) with 11:33 remaining. However, a Jamont Gordon 3-pointer put a halt to the momentum, and the Bulldogs went back up by 20 points (72-52) at the 6:57 mark on a Ben Hansbrough layup. The MSU lead grew to as many as 23 points (83-60) after a Hansbrough trey with two minutes left, before the visitors coasted to their third league road triumph in four SEC outings on the season.

For the contest, the Bulldogs shot 52 percent from the field, including 10-of-23 accuracy from beyond the arc, and managed a season-best 89 percent from the charity stripe. Defensively, MSU limited Auburn to just 34 percent shooting for the game and owned a commanding 46-27 rebounding advantage.

Gordon (24 points & 13 rebounds) and Charles Rhodes (17/10) both notched double-doubles for the winners, while Rasheem Barrett led Auburn with 18 points.

#### MISSISSIPPI STATE (16-7, 7-2)

Player	FG	3FG	FT	RB	PF	PT	A	Min
Rhodes	5-11	0-0	7-7	10	4	17	0	33
Varnado	4-4	0-0	0-0	3	4	8	1	23
Hansbrough	6-9	4-7	4-5	4	3	20	3	38
Stewart	2-5	2-4	1-2	3	2	7	1	37
Gordon	5-11	3-7	11-12	13	1	24	8	37
R. Johnson	2-3	0-1	0-0	0	0	4	0	5
Begley	0-1	0-1	0-0	0	0	0	0	2
Benock	0-1	0-1	0-0	0	0	0	0	4
B. Johnson	0-0	0-0	0-0	1	0	0	0	2
Turner	1-2	1-2	0-0	3	1	3	1	15
Bailey	0-1	0-0	0-0	0	1	0	0	4
Team			9					
TOTALS	25-48	10-23	23-26	46	16	83	14	200

#### AUBURN (12-10, 2-7)

Player	FG	3FG	FT	RB	PF	PT	A	Min
Prowell	1-6	1-4	0-0	0	5	3	0	22
Tolbert	6-15	0-2	5-6	4	4	17	4	39
Reed	1-6	1-3	1-2	0	2	4	2	20
Barrett	7-22	2-6	2-2	6	3	18	2	32
Robertson	6-8	1-3	3-3	5	3	16	1	37
Hargrove	1-8	1-5	1-2	5	1	4	2	29
Williams	0-1	0-1	0-0	0	1	0	0	5
Heramb	1-2	0-1	0-0	0	2	2	1	16
Team			7					
TOTALS	23-68	6-25	12-15	27	22	64	12	200

Halftime: MSU 44, AU 29. FG%: MSU 52.1%, AU 33.8%. 3FG%: MSU 43.5%, AU 24.0%. FT%: MSU 88.5%, AU 80.0%. Turnovers: MSU 24 (Gordon 8), AU 11 (Four with 2). Blocked Shots: MSU 9 (Varnado 6), AU 2 (Tolbert 2). Steals: MSU 6 (Hansbrough 3), AU 13 (Tolbert 6). Officials: Joe Lindsay, Lee Cassell, Tracy Woodson. Attendance: 7,489.

## GAME #24 RECAP

### MSU 80, ARKANSAS 74

FEB. 16, 2008 • STARKVILLE, MS

The homestanding Bulldogs survived a second-half scare and extended their SEC Western Division lead to two games over second-place Arkansas by claiming an 80-74 victory over the Razorbacks at MSU's Humphrey Coliseum.

With Charles Rhodes scoring 15 of the team's first 20 points through the opening six minutes of the game, MState (17-7, 8-2) grabbed an early nine-point advantage (22-13) by the 13:35 mark. Arkansas (17-7, 6-4) cut the deficit to four points on a couple of occasions, before the Bulldogs reclaimed a double-digit lead (32-22) on a break-away dunk by Barry Stewart with 8:18 left.

With Rhodes and Stewart hitting for 19 and 12 first-half points, respectively, MSU also benefited from a 22-11 rebounding margin through the opening 20 minutes of play to claim a 47-34 half-time advantage.

Following a dunk by MSU's Jarvis Varnado to begin the second-half scoring, the Razorbacks went on a 19-2 run over the next five minutes to turn a 15-point deficit into a two-point lead (53-51) by the 13:54 mark. Arkansas went up by as many as four points (60-56) with 11:24 remaining, but the Bulldogs would regroup to force four deadlocks over a critical four-minute span.

Seven unanswered points by the home team put State on top by five points (73-68) with 3:56 left. The Razorbacks managed to cut the deficit to three points a couple of times down the stretch, but the Bulldogs finished off the game at the charity stripe. Hitting 23-of-29 from the line on the day, MSU converted on 14-of-18 free throws over the final 7:30 and went on to claim its eighth straight home victory over Arkansas.

With the Bulldogs outscoring the visitors, 23-8, from the line for the game, Rhodes and Stewart paced the winners with 24 and 19 points, respectively. Varnado notched his fourth double-double of the year with 10 points and 10 rebounds, while Jamont Gordon added nine points, eight boards and eight assists. Former MSU transfer Gary Ervin led a quartet of double-digit Arkansas scorers with 15 points off the bench.

#### ARKANSAS (17-7, 6-4)

Player	FG	3FG	FT	RB	PF	PT	A	Min
Weems	6-14	2-5	0-0	3	2	14	4	39
Washington	1-2	1-2	0-0	0	2	3	0	12
Hill	2-3	0-0	2-2	4	2	6	0	17
Welsh	4-5	0-1	1-1	1	1	9	0	13
Beverley	4-7	2-4	1-3	6	2	11	0	39
Ervin	6-11	2-3	1-2	4	3	15	1	29
Thomas	1-5	0-0	1-1	3	5	3	1	13
Townes	4-9	0-0	2-6	4	1	10	1	22
Hunter	1-7	1-5	0-0	1	5	3	0	16
Team			7					
TOTALS	29-63	8-20	8-15	33	23	74	7	200

#### MISSISSIPPI STATE (17-7, 8-2)

Player	FG	3FG	FT	RB	PF	PT	A	Min
Rhodes	9-18	1-1	5-7	1	2	24	1	28
Varnado	3-4	0-0	4-6	10	2	10	0	29
Hansbrough	3-4	1-2	1-1	3	5	8	0	35
Stewart	5-11	3-5	6-6	5	4	19	1	38
Gordon	1-9	0-4	7-9	8	1	9	8	35
R. Johnson	1-3	0-1	0-0	2	1	2	0	8
Benock	0-0	0-0	0-0	0	0	0	0	4
B. Johnson	0-0	0-0	0-0	2	1	0	0	11
Turner	0-0	0-0	0-0	0	0	0	0	1
Bailey	4-5	0-0	0-0	3	1	8	0	11
Team			4					
TOTALS	26-54	5-13	23-29	38	17	80	10	200

Halftime: MSU 47, UA 34. FG%: MSU 48.1%, UA 46.0%. 3FG%: MSU 38.5%, UA 40.0%. FT%: MSU 79.3%, UA 53.3%. Turnovers: MSU 14 (Gordon 6), UA 14 (Thomas 5). Blocked Shots: MSU 6 (Varnado 3), UA 7 (Hill 5). Steals: MSU 7 (Varnado, Stewart 2), UA 8 (Hunter 3). Technicals: None. Officials: Mike Stuart, Mike Nance, Ron Groover. Attendance: 10,096.

## GAME #25 RECAP

### MISSISSIPPI 74, MSU 63

FEB. 20, 2008 • OXFORD, MS

The Bulldogs had their three-game winning streak snapped by dropping a 74-63 road decision to the rejuvenated Mississippi Rebels at UM's Tad Smith Coliseum.

In what started out as a high-octane offensive slugfest, the two teams combined for 35 points through the opening five minutes of action. State's Jamont Gordon traded 3-pointers with Ole Miss' Chris Warren to give the visitors a 19-16 lead by the 15:02 mark of the opening period. Gordon's trey started a 7-0 MSU run that gave the Bulldogs (17-8, 8-3) a 23-16 lead with 12:19 left.

Midway through the half, the Rebels (18-7, 4-7) responded with seven unanswered points of their own to take back the lead. In a half that featured six ties and three lead changes, Ole Miss secured a 35-30 halftime lead primarily on the strength of a commanding 28-17 rebounding advantage through the opening 20 minutes.

The Rebels maintained control of the contest throughout the second stanza, upping their margin to double digits (51-40) by the 10:55 mark. MState did make one final push by mounting a 9-2 run that cut an 11-point deficit to just four points (61-57) after a Ben Hansbrough 3-pointer with 4:51 remaining. However, the Bulldogs misfired on their next three shot attempts and committed two costly turnovers over the next two minutes to put an end to any final comeback attempt. Meanwhile, UM's lead returned to double figures (67-57) with 2:32 remaining and ultimately resulted in an 11-point Ole Miss victory.

The Bulldogs were limited to just 38 percent shooting from the field for the game, including only 6-of-23 (26%) from beyond the arc, and but 52 percent from the charity stripe. MSU was slowed by 15 turnovers and had only nine assists.

Warren led all scorers with 22 points on the night, while Eniel Polynice added 14 points for the winners. UM senior Dwayne Curtis notched his 13th double-double of the season with 10 points and a game-high 16 rebounds. Gordon paced the Bulldogs with 20 points, but hit only 6-of-17 shots from the field, while senior Charles Rhodes followed with 13 points.

#### MISSISSIPPI STATE (17-8, 8-3)

Player	FG	3FG	FT	RB	PF	PT	A	Min
Rhodes	5-11	0-0	3-4	5	2	13	1	37
Varnado	3-5	0-0	0-0	6	2	6	0	32
Hansbrough	3-8	2-5	0-0	5	0	8	1	37
Stewart	4-13	0-6	3-5	8	3	11	3	37
Gordon	6-17	4-11	4-8	6	4	20	3	36
R. Johnson	0-2	0-1	0-2	4	0	0	0	7
Benock	0-0	0-0	0-0	0	0	0	1	3
B. Johnson	1-1	0-0	0-0	0	1	2	0	3
Bailey	1-3	0-0	1-2	1	3	3	0	8
Team				6				
TOTALS	23-60	6-23	11-21	41	15	63	9	200

#### MISSISSIPPI (18-7, 4-7)

Player	FG	3FG	FT	RB	PF	PT	A	Min
Parnell	2-4	0-0	2-4	2	3	6	0	13
Curtis	5-11	0-0	0-0	16	1	10	4	36
Warren	8-18	4-10	2-2	2	2	22	4	35
Polynice	6-11	0-1	2-2	5	3	14	4	38
Huertas	3-7	3-5	0-0	4	3	9	0	28
Smith	0-0	0-0	0-0	0	0	0	0	5
Gaskins	0-3	0-2	2-2	0	1	2	2	13
Graham	1-1	0-0	0-0	1	0	2	0	2
Williams	4-11	0-0	1-3	5	4	9	2	30
Team				6				
TOTALS	29-66	7-18	9-13	41	17	74	16	200

Halftime: UM 35, MSU 30. FG%: MSU 38.3%, UM 43.9%. 3FG%: MSU 26.1%, UM 38.9%. FT%: MSU 52.4%, UM 69.2%. Turnovers: MSU 15 (Gordon 4), UM 12 (Curtis, Williams 3). Blocked Shots: MSU 6 (Varnado 6), UM 5 (Polynice 3). Steals: MSU 3 (Gordon 2), UM 8 (Huertas 3). Technicals: Bailey (MSU), Williams (UM). Officials: Tony Greene, Rick Crawford, Tim Clougherty. Attendance: 9,167.

## GAME #26 RECAP

### MSU 61, SOUTH CAROLINA 56 (OT)

FEB. 23, 2008 • COLUMBIA, SC

The visiting Bulldogs pulled out a 61-56 overtime road victory over South Carolina at the Colonial Center to extend their SEC Western Division lead to two full games over Arkansas.

With both teams struggling from the field in the opening half on just 17-of-52 (33%) combined field-goal shooting and only 3-of-23 (13%) three-point accuracy between them, the homestanding Gamecocks (12-14, 4-8) owned a narrow 21-20 halftime advantage.

MState (18-8, 9-3) came out in the second period with a Jarvis Varnado dunk and a Ben Hansbrough 3-pointer to take a four-point lead (25-21) one minute into the half. The Bulldogs pushed the margin up to five points (32-27) with 13:59 left, before USC scored 11 unanswered points to mount a six-point lead (38-32) midway through the half. A Devan Downey 3-pointer at the 7:08 mark gave the home team a 43-38 advantage.

Neither team would score over the next two minutes, before MSU's Jamont Gordon converted on a three-point play and followed with a 3-pointer to put the visitors back on top by a point (44-43) with 4:39 remaining. Tied at 47-47, a trio of Gamecock players would all make 1-of-2 free throws over the final minute, while MSU's Gordon missed on the front end of a 1-and-1 and misfired on a three-point attempt. After hitting 1-of-2 charity tosses to give Carolina a 50-47 lead with seven ticks left on the clock, Evka Baniulis fouled Hansbrough on a trey attempt from the corner with 1.1 seconds left. The State sophomore guard calmly sank all three free throws to tie the game at 50-50 at the end of regulation.

With the Bulldogs playing without Varnado and Gordon, who picked up his fifth foul 12 seconds into the extra session, senior Charles Rhodes stepped up to score six of his game-high 24 points in overtime to help MSU escape with a 61-56 victory. Rhodes hit 11-of-17 shots and added nine rebounds, while Varnado totalled seven points, 12 rebounds and five blocks.

Limited to only 31 percent shooting on the night, including just 7-of-36 (19%) three-point accuracy, USC was paced by Downey's 19 points

#### MISSISSIPPI STATE (18-8, 9-3)

Player	FG	3FG	FT	RB	PF	PT	A	Min
Rhodes	11-17	0-0	2-3	9	1	24	3	42
Varnado	3-5	0-0	1-1	12	5	7	1	37
Hansbrough	2-7	2-6	3-3	7	4	9	5	38
Stewart	3-10	1-6	1-2	3	2	8	0	43
Gordon	3-10	1-4	2-4	5	5	9	4	36
R. Johnson	0-2	0-1	0-0	0	0	0	1	6
Benock	0-0	0-0	0-0	0	1	0	0	7
B. Johnson	0-0	0-0	0-0	2	0	0	0	3
Turner	1-1	1-1	0-0	0	1	3	0	5
Bailey	0-1	0-0	1-2	1	0	1	0	8
Team				3				
TOTALS	23-53	5-18	10-15	42	19	61	14	225

#### SOUTH CAROLINA (12-14, 4-8)

Player	FG	3FG	FT	RB	PF	PT	A	Min
Archie	0-2	0-1	0-0	1	5	0	1	18
Day	2-8	1-7	1-2	5	2	6	0	35
Baniulis	1-7	1-7	1-2	1	2	4	1	41
Downey	6-18	3-9	4-6	4	2	19	1	43
Fredrick	2-12	0-7	1-4	2	3	5	3	37
Raley-Ross	3-6	2-5	2-3	3	0	10	1	21
Gray	0-0	0-0	0-0	0	0	0	0	1
Holmes	6-12	0-0	0-0	13	2	12	0	29
Team				7				
TOTALS	20-65	7-36	9-17	36	16	56	7	225

Halftime: USC 21, MSU 20. Regulation: MSU 50, USC 50. FG%: MSU 43.4%, USC 30.8%. 3FG%: MSU 27.8%, USC 19.4%. FT%: MSU 66.7%, USC 52.9%. Turnovers: MSU 19 (Gordon 7), USC 11 (Day, Fredrick 3). Blocked Shots: MSU 5 (Varnado 5), USC 1 (Holmes 1). Steals: MSU 7 (Gordon, Hansbrough 2), USC 6 (Downey 3). Officials: Tom Eades, Rick Crawford, Patrick Evans. Attendance: 15,093.

## GAME #27 RECAP

### MSU 89, AUBURN 78

FEB. 27, 2008 • STARKVILLE, MS

With all five starters scoring in double figures, the Bulldogs shot a season-high 60 percent from the field en route to claiming an 89-78 home win over Auburn at MSU's Humphrey Coliseum.

After battling through four ties during the opening eight minutes of play, the Bulldogs (19-8, 10-3) eventually built an eight-point advantage midway through the first half. However, Quan Prowell of the visiting Tigers (14-12, 4-9) scored 11 unanswered points himself in less than two minutes on three 3-pointers and a two-point basket to put Auburn on top, 29-26, by the 7:08 mark.

A Phil Turner trey began a 9-0 MState run that put the home team back in the lead, 35-29, with 3:58 left in the half. After stretching the margin to as many as nine points (40-31), the Bulldogs settled for a 42-35 halftime lead on the strength of 59 percent field-goal shooting, including 7-of-13 accuracy (54%) from beyond the three-point arc.

MSU managed to maintain its lead throughout the second half, though the Tigers cut the deficit to two points four minutes into the period. Leading by only three points (51-48) following a DeWayne Reed 3-pointer at the 13:28 mark, Jamont Gordon and Ben Hansbrough nailed consecutive triples to halt the AU comeback attempt. Another Reed trey midway through the half narrowed the gap to six points (61-55), but State's Charles Rhodes answered in resounding fashion with two of his five dunks on the night to make it a 10-point game (65-55) with 8:59 remaining.

Using only six players in the contest, the Tigers never got any closer than eight points the rest of the way, as the Bulldogs pulled away for the 11-point triumph. The 89-78 victory was MSU's eighth straight home win over Auburn and marked the team's 13th win in the last 15 series meetings with the Tigers.

MState's 60 percent effort from the field marked the second-best shooting performance in SEC play for a Rick Stansbury-coached team. With 10 dunks and 11 made 3-pointers on the night, the efficient Bulldogs were credited with 22 assists on 33 made baskets.

Rhodes countered Prowell's brilliant 31-point performance (7-of-10 treys) with a career-high 30 points of his own on 11-of-14 field goals and 7-of-8 free throws. Gordon followed with 20 points and added six assists for the winners.

#### AUBURN (14-12, 4-9)

Player	FG	3FG	FT	RB	PF	PT	A	Min
Hargrove	5-13	0-5	1-1	10	3	11	2	39
Prowell	11-21	7-10	2-4	8	2	31	1	40
Tolbert	3-10	0-2	2-2	4	1	8	0	24
Barrett	5-13	1-4	2-2	3	1	13	4	33
Robertson	1-8	1-5	2-2	4	1	5	3	40
Reed	3-6	3-6	1-2	0	1	10	4	24
Team				2				
TOTALS	28-71	12-32	10-13	29	11	78	14	200

#### MISSISSIPPI STATE (19-8, 10-3)

Player	FG	3FG	FT	RB	PF	PT	A	Min
Rhodes	11-14	1-1	7-8	9	4	30	0	33
Varnado	6-7	0-0	2-4	9	2	14	2	37
Hansbrough	3-9	2-7	3-3	6	0	11	6	38
Stewart	4-8	3-5	0-0	5	1	11	5	37
Gordon	8-14	4-8	0-1	4	3	20	6	33
Begley	0-0	0-0	0-0	0	0	0	0	1
Benock	0-0	0-0	0-0	0	0	0	2	6
B. Johnson	0-0	0-0	0-0	1	1	0	1	7
Turner	1-3	1-2	0-0	0	1	3	0	5
Bailey	0-0	0-0	0-0	0	0	0	0	3
Team				2				
TOTALS	33-55	11-23	12-16	36	12	89	22	200

Halftime: MSU 42, AU 35. FG%: MSU 60.0%, AU 39.4%. 3FG%: MSU 47.8%, AU 37.5%. FT%: MSU 75.0%, AU 76.9%. Turnovers: MSU 12 (Gordon 6), AU 4 (Reed 2). Blocked Shots: MSU 7 (Varnado 4), AU 2 (Hargrove, Prowell 1). Steals: MSU 2 (Varnado, Hansbrough 1), AU 6 (Robertson 2). Officials: Tony Greene, Doug Shows, Tracy Woodson. Attendance: 9,416.



## GAME #28 RECAP

### MSU 68, FLORIDA 59 MARCH 1, 2008 • GAINESVILLE, FL

The visiting Bulldogs won their third straight game and clinched the outright title of the SEC's Western Division by claiming a 68-59 victory over Florida at the Stephen C. O'Connell Center.

With the nine-point win, MSU (20-8, 11-3) captured its fourth SEC West crown in the last six seasons and eclipsed the 20-win mark for the seventh time during the Rick Stansbury era.

After the homestanding Gators (21-8, 8-6) took a brief 4-3 lead two minutes into the contest, the Bulldogs rattled off 11 unanswered points to take a 14-4 advantage by the 13:55 mark. In limiting Florida to only 35 percent first-half shooting, including but 3-of-12 from beyond the arc, MState maintained the upper hand the rest of the way en route to owning a 39-27 halftime lead.

The Gators outscored the visitors, 9-2, during the opening six minutes of the second stanza to cut the deficit to five points (41-36) by the 14:10 mark. After the Bulldogs pushed the margin up to 13 points (52-39) with 8:04 remaining, Florida gradually cut into the State lead. A 1-of-2 effort from the line by UF's Nick Calathes made it a six-point game (56-50) with 3:56 left. A minute later after the Gators had pulled to within six points again following a Marreese Speights layup, MSU's Ben Hansbrough hit a clutch 3-pointer at the 2:37 mark that all but sealed the Bulldogs' fifth SEC road win in seven tries on the season.

State hit 5-of-6 free throws over the final 41 seconds to push the margin to 13 points before settling for the nine-point road triumph and breaking a three-game series losing skid to UF.

With Florida entering the game leading the SEC in team field-goal percentage (.494) for all games on the year and averaging 79.1 points per outing coming into the contest, the Bulldogs held their 10th of 14 league opponents under the 40-percent mark from the field. The Gators could manage but 22-of-61 (36.1%) field-goal shooting on the day, including just 7-of-25 (28%) treys.

Hansbrough paced four double-figure State scorers with 20 points, while Charles Rhodes added 15 points and eight rebounds for the winners. MSU's Jarvis Varnado accounted for 11 points, 11 boards and seven blocks. Speights led Florida with 20 points and 10 rebounds.

#### MISSISSIPPI STATE (20-8, 11-3)

Player	FG	3FG	FT	RB	PF	PT	A	Min
Rhodes	6-13	0-0	3-6	8	1	15	2	36
Varnado	4-7	0-0	3-8	11	3	11	1	37
Hansbrough	6-10	4-8	4-4	5	2	20	2	38
Stewart	3-13	2-8	2-2	8	1	10	1	39
Gordon	1-8	0-4	2-4	5	4	4	5	33
R. Johnson	2-3	1-1	0-0	1	2	5	2	10
B. Johnson	1-1	0-0	1-1	1	0	3	0	4
Bailey	0-0	0-0	0-0	0	2	0	0	3
Team				1				
TOTALS	23-55	7-21	15-25	40	15	68	13	200

#### FLORIDA (21-8, 8-6)

Player	FG	3FG	FT	RB	PF	PT	A	Min
Werner	0-6	0-3	0-0	4	5	0	3	21
Speights	8-15	0-0	4-6	10	2	20	1	32
Lucas	1-3	0-2	0-0	1	0	2	4	26
Hodge	4-10	2-6	1-1	3	2	11	2	36
Calathes	6-14	3-7	3-4	7	2	18	4	36
Mitchell	0-1	0-1	0-0	1	2	0	0	8
Allen	0-3	0-3	0-0	0	0	0	0	8
Tyus	0-4	0-0	0-0	2	2	0	0	11
Parsons	3-5	2-3	0-0	6	3	8	1	22
Team				6				
TOTALS	22-61	7-25	8-11	40	18	59	15	200

Halftime: MSU 39, UF 27. FG%: MSU 41.8%, UF 36.1%. 3FG%: MSU 33.3%, UF 28.0%. FT%: MSU 60.0%, UF 72.7%. Turnovers: MSU 8 (Gordon 3), UF 10 (Calathes 3). Blocked Shots: MSU 7 (Varnado 7), UF 3 (Three with 1). Steals: MSU 9 (Gordon 4), UF 1 (Calathes 1). Officials: Tony Greene, Pat Adams, Bert Smith. Attendance: 12,127.

## GAME #29 RECAP

### #16 VANDERBILT 86, #25 MSU 85 (OT) MARCH 5, 2008 • NASHVILLE, TN

The visiting 25th-ranked Bulldogs could not overcome a brilliant shooting performance from SEC Player of the Year candidate Shan Foster in dropping a gut-wrenching 86-85 overtime decision to 16th-ranked Vanderbilt on 'Senior Night' at VU's historic Memorial Gymnasium.

In limiting the Commodores (25-5, 10-5) to just 32 percent first-half shooting and only 3-of-13 from beyond the arc, MState (20-9, 11-4) held the advantage for nearly the entire first half. Vandy did take a brief 30-28 lead on a Foster dunk with less than a minute left, but MSU all-America candidate and Nashville native Jamont Gordon countered with a driving layup to knot the score at 30-30 at the half.

The Bulldogs maintained control of the contest for much of the opening seven minutes of the second stanza, increasing their lead to as many as eight points (46-38) following a Jarvis Varnado dunk at the 12:33 mark. After missing his first six three-point attempts on the night, Foster caught fire and capped an 11-0 Vandy run with his first two made treys of the evening. However, State responded with nine unanswered points to take back a six-point lead (55-49) with 8:44 remaining.

MSU never again surrendered that lead in the second half, though Vanderbilt deadlocked the contest three more times over the final 4:27. Foster accounted for the sixth tie of the game on another 3-pointer with some 14 seconds left in regulation. Gordon's potential game-winning, mid-range jumper rolled off the rim as time expired with the score tied at 74-74 to send the classic contest into an extra five-minute session.

After having gone scoreless during regulation, MSU's Ben Hansbrough opened the overtime scoring with a 3-pointer to stake the visitors to a lead they would hold until the final seconds of the game. Hansbrough hit another triple with 35 seconds left to give State an 84-80 lead, but Foster countered with another long-range bomb to make it a one-point contest. Hansbrough then converted just one of two free throws with some 29 seconds remaining to make it a two-point contest (85-83) and set up the climactic finish.

With the game clock winding down, Foster jumped up and nailed his ninth consecutive 3-pointer to give the Commodores an unbelievable 86-85 overtime triumph. The last-second victory preserved their perfect 19-0 home record on the year, while Foster finished with a career-high 42 points on spectacular 16-of-25 shooting from the field and 9-of-15 accuracy from the arc. Gordon and Charles Rhodes paced MSU with 24 and 22 points, respectively. Rhodes added 14 rebounds.

#### MISSISSIPPI STATE (20-9, 11-4)

Player	FG	3FG	FT	RB	PF	PT	A	Min
Rhodes	9-15	0-0	4-8	14	4	22	0	39
Varnado	7-9	0-0	2-5	3	5	16	1	33
Hansbrough	2-10	2-8	1-2	2	0	7	1	44
Stewart	4-9	2-7	0-0	5	2	10	1	43
Gordon	9-19	0-4	6-9	8	3	24	5	39
R. Johnson	2-2	0-0	0-0	2	0	4	1	8
Benock	0-0	0-0	0-0	0	0	0	0	1
B. Johnson	0-0	0-0	1-2	2	0	1	0	6
Bailey	0-0	0-0	1-2	1	1	1	0	12
Team				5				
TOTALS	33-64	4-19	15-28	42	15	85	9	225

#### VANDERBILT (25-5, 10-5)

Player	FG	3FG	FT	RB	PF	PT	A	Min
McCalfe	2-4	0-0	0-0	2	4	4	0	14
Foster	16-25	9-15	1-1	5	3	42	2	43
Neltner	0-10	0-1	2-2	11	4	2	3	36
Beal	3-11	2-7	0-0	2	2	8	7	34
Gordon	4-11	4-10	2-2	1	0	14	5	43
Ogilvy	5-8	0-0	6-6	6	5	16	0	28
Bell	0-5	0-5	0-0	5	0	0	1	12
McClellan	0-0	0-0	0-0	0	2	0	0	5
Graham	0-0	0-0	0-0	0	2	0	0	1
Walker	0-1	0-0	0-0	0	2	0	2	7
Drake	0-1	0-0	0-0	0	0	0	0	2
Team				6				
TOTALS	30-76	15-38	11-11	38	24	86	20	225

Halftime: MSU 30, VU 30. Regulation: MSU 74, VU 74. FG%: MSU 51.6%, VU 39.5%. 3FG%: MSU 21.1%, VU 39.5%. FT%: MSU 53.6%, VU 100.0%. Turnovers: MSU 14 (Gordon 4), VU 12 (Ogilvy 3). Blocked Shots: MSU 5 (Five with 1), VU 1 (Foster 1). Steals: MSU 3 (Gordon 3), VU 2 (Bell 2). Officials: J.B. Caldwell, Pat Adams, Roger Ayers. Attendance: 14,316.

## GAME #30 RECAP

### #25 MSU 84, LSU 75 MARCH 8, 2008 • STARKVILLE, MS

MSU's all-SEC tandem of Jamont Gordon and Charles Rhodes combined for 50 points to help lead the Bulldogs to an 84-75 'Senior Day' triumph over LSU at Humphrey Coliseum.

The homestanding Bulldogs (21-9, 12-4) built a 10-point lead six minutes into the contest and maintained control of the game for the better part of the opening 20 minutes of play. Guided by interim head coach and former MSU point guard Butch Pierre, the Tigers (13-17, 6-10) went on an 11-2 run late in the half to turn a five-point deficit into a four-point lead within the final minute. Helped by a 22-14 first-half rebounding advantage, LSU held a slim 43-42 halftime lead.

The visitors stayed in front for nearly the first four minutes of the second stanza. After LSU's Chris Johnson was sent to the bench after picking up his fourth foul at the 16:58 mark, the Bulldogs would later go on a 12-1 run to go back up by double digits (62-52) midway through the period. The MState margin grew to 14 points (68-54) by the 7:21 mark before Marcus Thornton single-handedly brought the Tigers back into the game.

Thornton hit all five of his second-half 3-pointers within a four-minute span to trim the LSU deficit to four points (75-71) with 2:18 remaining. However, the Bulldogs would hit 7-of-8 charity tosses over the final 1:13 of the game to cap a 20-of-24 effort from the line en route to claiming the nine-point victory over the Tigers.

MSU held its fifth straight opponent under the 40-percent mark from the field, including limiting the Tigers to just 33 percent field-goal shooting in the second half. The Bulldogs also posted their 10th game of the campaign with double-digit blocked shots with 10 rejects against LSU - seven by NCAA leader Jarvis Varnado.

Rhodes posted his ninth double-double of the season with 27 points and 10 rebounds, including 17 points and all 10 of his boards coming in the second half, while Gordon added 23 points and nine caroms for the winners. Their combined 50-point, 19-rebound effort offset a superb 38-point performance (6-12 treys) by LSU's Thornton.

#### LSU (13-17, 6-10)

Player	FG	3FG	FT	RB	PF	PT	A	Min
Randolph	4-15	0-1	6-10	10	4	14	1	32
Johnson	8-17	1-3	0-0	6	4	17	1	25
M. Thornton	13-27	6-12	6-7	4	1	38	0	40
Temple	1-6	0-2	0-0	5	3	2	2	40
Farrer	0-0	0-0	0-0	3	2	0	1	15
Spencer	0-1	0-1	0-0	2	3	0	2	12
Martin	1-4	0-3	0-0	1	0	2	0	13
Green	1-1	0-0	0-0	0	0	2	0	2
Q. Thornton	0-1	0-0	0-0	4	4	0	0	21
Team				6				
TOTALS	28-72	7-22	12-17	41	21	75	7	200

#### MISSISSIPPI STATE (21-9, 12-4)

Player	FG	3FG	FT	RB	PF	PT	A	Min
Rhodes	9-17	0-0	9-10	10	1	27	0	36
Varnado	3-8	1-1	0-0	6	3	7	1	27
Hansbrough	4-7	3-6	1-2	5	1	12	3	35
Stewart	2-9	1-6	0-0	4	3	5	0	39
Gordon	6-15	3-7	8-10	9	2	23	4	37
R. Johnson	1-1	0-0	0-0	0	0	2	1	4
Begley	0-0	0-0	0-0	0	0	0	0	1
Benock	0-0	0-0	0-0	1	1	0	0	3
B. Johnson	2-4	0-0	2-2	2	1	6	0	9
Bailey	1-1	0-0	0-0	0	1	2	0	9
Team				3				
TOTALS	28-62	8-20	20-24	40	13	84	9	200

Halftime: LSU 43, MSU 42. FG%: MSU 45.2%, LSU 38.9%. 3FG%: MSU 40.0%, LSU 31.8%. FT%: MSU 83.3%, LSU 70.6%. Turnovers: MSU 14 (Gordon 5), LSU 12 (Randolph 4). Blocked Shots: MSU 10 (Varnado 7), LSU 2 (Randolph, Johnson 1). Steals: MSU 2 (Hansbrough, Stewart 1), LSU 4 (Four with 1). Officials: Tom Eades, Pat Adams, Patrick Evans. Attendance: 9,197.

## GAME #31 RECAP

### MSU 69, ALABAMA 67 (OT) MARCH 14, 2008 • ATLANTA, GA 2008 SEC TOURNAMENT • QUARTERFINALS

Playing their third overtime contest in a six-game span, the top-seeded Bulldogs outlasted the fifth-seeded Alabama Crimson Tide, 69-67 in overtime, during the quarterfinals of the SEC Tournament played at Atlanta's Georgia Dome.

Not only did both teams have to battle an extra five minutes on the hardwood, but they also had to endure an hour-plus delay in the contest due to severe weather that hit the downtown Atlanta area during the overtime period.

The Bulldogs (22-9) jumped out to a quick 10-0 lead by the 17:37 mark of the opening half, before Alabama (17-16) could manage its first basket on a Brandon Hollinger 3-pointer a minute later. The Tide cut the deficit to a single point (17-16) on another Hollinger trey with 10:51 left in the half. Three straight MSU baskets by Charles Rhodes put the Bulldogs back on top by five points (27-22) with 7:09 remaining. However, Alabama outscored State, 14-2, over the final seven minutes of the period to take a 36-29 halftime advantage.

With eight of the Tide's 12 first-half field goals coming on 3-pointers, in contrast to MSU's 1-of-10 shooting from beyond the arc, the Bulldogs could manage but two made free throws over the final seven minutes of the opening half.

Alabama maintained its lead for the majority of the second stanza, before State's Ben Hansbrough followed two free throws with a 3-pointer at the 2:37 mark - his first points of the game - to give the Bulldogs their first lead (54-52) since early in the first half. Following two more deadlocks, MSU's Barry Stewart went to the line with a chance to seal the win with seven ticks left in regulation. After Stewart missed his second charity toss, Bama's Mykal Riley sent the game into overtime tied at 59-59 with a buzzer-beating triple that rolled around the rim and off the backboard and finally into the basket.

Following the weather delay with MSU on top, 64-61, at the 2:11 mark, the Bulldogs went up by five points with less than a minute left. With seven seconds left and MSU ahead by two (69-67) with another chance to ice the game at the line, Hansbrough missed on both free throws to set up a dramatic finish to a strange evening. With less than a second left, Riley's potential game-winning trey this time rolled around the rim and out.

Jamont Gordon led four double-digit State scorers with a game-high 23 points (20 after half-time), while Riley paced the Tide with 18 points.

#### ALABAMA (17-16)

Player	FG	3FG	FT	RB	PF	PT	A	Min
Jemison	1-7	0-1	2-2	7	4	4	1	40
Hendrix	7-13	0-1	1-2	13	4	15	0	31
Riley	5-16	4-12	4-4	3	1	18	1	41
Pickett	1-8	1-3	1-2	1	2	4	2	20
Gee	3-10	2-4	7-9	7	2	15	2	40
Hollinger	3-7	3-6	0-0	1	3	9	0	24
Hillman	0-1	0-1	0-0	2	2	0	1	9
Coleman	0-2	0-0	0-0	2	3	0	1	10
Knox	1-2	0-0	0-0	3	0	2	1	10
Team				3				
TOTALS	21-66	10-28	15-19	42	21	67	9	225

#### MISSISSIPPI STATE (22-9)

Player	FG	3FG	FT	RB	PF	PT	A	Min
Rhodes	7-14	1-1	0-0	8	2	15	2	42
Varnado	4-5	0-0	2-3	11	3	10	0	40
Hansbrough	2-8	2-8	2-4	6	4	8	2	43
Stewart	3-12	1-6	4-6	8	2	11	3	44
Gordon	7-18	0-4	9-11	9	3	23	4	44
R. Johnson	0-0	0-0	0-0	0	0	0	0	2
B. Johnson	0-0	0-0	2-2	0	0	2	0	3
Turner	0-1	0-1	0-0	0	0	0	0	2
Bailey	0-0	0-0	0-0	1	0	0	0	5
Team				4				
TOTALS	23-58	4-20	19-26	47	14	69	11	225

Halftime: UA 36, MSU 29. Regulation: MSU 59, UA 59. FG%: MSU 39.7%, UA 31.8%. 3FG%: MSU 20.0%, UA 35.7%. FT%: MSU 73.1%, UA 78.9%. Turnovers: MSU 18 (Rhodes 6), UA 11 (Jemison, Riley 3). Blocked Shots: MSU 6 (Varnado, Rhodes 3), UA 4 (Hendrix 2). Steals: MSU 7 (Stewart 5), UA 12 (Riley 5). Officials: Tony Greene, Joe Lindsay, Anthony Jordan. Attendance: 20,125.

## GAME #32 RECAP

### GEORGIA 64, MSU 60 MARCH 15, 2008 • ATLANTA, GA 2008 SEC TOURNAMENT • SEMIFINALS

The top-seeded Bulldogs from the Western Division dropped a 64-60 decision to the gritty, sixth-seeded homestate Georgia Bulldogs of the SEC East in the semifinals of the SEC Tournament played at Alexander Memorial Coliseum on the Georgia Tech campus.

Playing its second game of the day due to the postponement of Friday's quarterfinal-round game against Kentucky at the Georgia Dome because of the severe weather in downtown Atlanta, the under-manned Georgia club (16-16) got out to a quick 5-0 start against MSU (22-10). By the 13:30 mark of the opening period, UGA owned a 15-4 lead, as all-SEC senior guard Sundiata Gaines scored 10 quick points.

As the first-half fouls mounted for Georgia, MState scored eight unanswered points to knot the score at 21-21 with 6:38 remaining. However, back-to-back 3-pointers by Gaines and Corey Butler put UGA back in the lead. Despite being outscored by 10 points at the charity stripe, Georgia's 24-17 first-half rebounding lead helped its cause in earning a 33-33 halftime deadlock.

During a second stanza that featured 10 lead changes and three ties, MSU took an early 39-36 lead. With neither team owning more than a four-point advantage throughout the final 20 minutes, the homestate Bulldogs held a four-point lead (50-46) with 11:18 remaining. State responded with eight unanswered points to reverse the four-point margin to 54-50 by the 6:56 mark. Following a seventh tie of the contest (57-57) at the 2:43 mark, the two teams traded scores until the final minute of play.

Down by one point (61-60), MSU's Charles Rhodes collected a Georgia miss, but missed a close-range jumper on the offensive end. Barry Stewart fouled on the ensuing UGA defensive rebound, and Rhodes compounded the situation by being called for a technical foul. Georgia's Billy Humphrey connected on both technical free throws, but Butler misfired on his 1-and-1 attempt from the line. A three-point attempt by MState's Jamont Gordon was off target with about four seconds left, and Zac Swansey's 1-of-2 free throws on the other end sealed the victory.

Rhodes paced MSU with 22 points, while Gaines led the winners with 20 before fouling out with seven minutes left in the game. UGA owned a key 46-33 rebounding advantage for the game and held State to 33-percent shooting.

#### GEORGIA (16-16)

Player	FG	3FG	FT	RB	PF	PT	A	Min
Jackson	5-11	0-0	2-2	8	4	12	0	27
Bliss	2-5	0-0	0-0	3	4	4	0	21
Gaines	5-8	4-7	6-6	5	5	20	4	25
Woodbury	2-9	1-4	0-0	4	2	5	0	26
Humphrey	2-8	0-3	2-3	6	0	6	5	33
Swansey	1-4	0-1	1-3	3	0	3	0	17
Brewer	0-0	0-0	0-0	1	0	0	0	2
Butler	2-3	2-3	2-4	6	2	8	1	22
Price	3-8	0-0	0-0	7	3	6	2	27
Team				3				
TOTALS	22-56	7-18	13-18	46	20	64	12	200

#### MISSISSIPPI STATE (22-10)

Player	FG	3FG	FT	RB	PF	PT	A	Min
Rhodes	9-18	0-0	4-6	6	2	22	0	33
Varnado	0-0	0-0	3-4	6	2	3	0	33
Hansbrough	2-10	2-8	6-6	2	4	12	4	34
Stewart	3-14	3-6	1-2	6	3	10	4	35
Gordon	2-8	1-6	2-2	3	2	7	7	37
R. Johnson	0-1	0-0	0-0	2	1	0	0	8
B. Johnson	3-3	0-0	0-0	2	1	6	0	7
Turner	0-3	0-3	0-0	4	0	0	1	6
Bailey	0-1	0-0	0-0	0	1	0	0	7
Team				2				
TOTALS	19-58	6-23	16-20	33	16	60	16	200

Halftime: MSU 33, UGA 33. FG%: MSU 32.8%, UGA 39.3%. 3FG%: MSU 26.1%, UGA 38.9%. FT%: MSU 80.0%, UGA 72.2%. Turnovers: MSU 6 (Gordon 3), UGA 12 (Gaines 4). Blocked Shots: MSU 5 (Rhodes 2), UGA 3 (Three with 1). Steals: MSU 3 (Three with 1), UGA 2 (Gaines, Woodbury 1). Officials: Mike Stuart, J.B. Caldwell, Antinio Petty. Technicals: Bliss (UGA), Rhodes (MSU). Attendance: 2,517.

# MISSISSIPPI STATE POSTSEASON TOURNAMENT HISTORY & RECORDS

## NCAA TOURNAMENT HISTORY (10-8)

**1963 NCAA Mideast Reg. (East Lansing, MI)**  
Loyola (Chicago) 61, MSU 51 (1st Round)  
MSU 65, Bowling Green 60 (Consolation)

**1991 NCAA East Regional (Syracuse, NY)**  
Eastern Michigan 76, MSU 56 (1st Round)

**1995 NCAA West Regional**  
MSU 75, Santa Clara 67 (1st Rnd @ Boise, ID)  
MSU 78, Utah 64 (2nd Round @ Boise, ID)  
UCLA 86, MSU 67 (Semis @ Oakland, CA)

**1996 NCAA Southeast Regional**  
MSU 58, VCU 51 (1st Rnd @ Indianapolis, IN)  
MSU 63, Princeton 41 (2nd Rnd @ Indianapolis)  
MSU 60, Connecticut 55 (Semis @ Lexington, KY)  
MSU 73, Cincinnati 63 (Finals @ Lexington, KY)

**1996 NCAA Final Four (@ East Rutherford, NJ)**  
Syracuse 77, MSU 69 (National Semifinals)

**2002 NCAA Midwest Regional (Dallas, TX)**  
MSU 70, McNeese State 58 (1st Round)  
Texas 68, MSU 64 (2nd Round)

**2003 NCAA East Regional (Birmingham, AL)**  
Butler 47, MSU 46 (1st Round)

**2004 NCAA Atlanta Regional (Orlando, FL)**  
MSU 85, Monmouth 52 (1st Round)  
Xavier 89, MSU 74 (2nd Round)

**2005 NCAA Austin Regional (Charlotte, NC)**  
MSU 93, Stanford 70 (1st Round)  
Duke 63, MSU 55 (2nd Round)

## NIT HISTORY (6-6)

**1979 NIT (Starkville, MS)**  
Alcorn State 80, MSU 78 (1st Round)

**1990 NIT (Starkville, MS/New Orleans, LA)**  
MSU 84, Baylor 75 (1st Round @ MSU)  
New Orleans 65, MSU 60 (2nd Round @ UNO)

**1994 NIT (Manhattan, KS)**  
Kansas State 78, MSU 67 (1st Round)

**1999 NIT (Fort Collins, CO)**  
Colorado State 69, MSU 56 (1st Round)

**2001 NIT (Starkville, MS/Pittsburgh, PA)**  
MSU 75, Southern Miss 68 (1st Round @ MSU)  
MSU 66, Pittsburgh 61 (2nd Rnd @ Pittsburgh)  
Tulsa 77, MSU 75 (Quarterfinals @ MSU)

**2002 NIT (Starkville, MS)**  
MSU 82, Mississippi Valley State 63 (1st Round)  
MSU 101, Bradley 72 (2nd Round)  
MSU 86, Florida State 71 (Quarterfinals)

**2007 NIT Semifinals (New York, NY)**  
West Virginia 63, MSU 62 (National Semifinals)

## INDIVIDUAL SUPERLATIVES

### Most Points Scored:

32, Darryl Wilson vs. Utah (1995 NCAA)  
28, Cameron Burns vs. Baylor (1990 NIT)  
27, Darryl Wilson vs. Connecticut (1996 NCAA)  
25, Mario Austin vs. McNeese State (2002 NCAA)  
23, Lawrence Roberts vs. Stanford (2005 NCAA)  
23, Dontae' Jones vs. Cincinnati (1996 NCAA)  
23, Tony Watts vs. Baylor (1990 NIT)  
23, Leland Mitchell vs. Bowling Green (1963 NCAA)

### Most Field Goals Made:

10, Erick Dampier vs. Princeton (1996 NCAA)  
10, Darryl Wilson vs. Utah (1995 NCAA)  
9, Marckell Patterson vs. McNeese St. (2002 NCAA)  
9, Dontae' Jones vs. Cincinnati (1996 NCAA)  
9, Darryl Wilson vs. Connecticut (1996 NCAA)  
9, Erick Dampier vs. Utah (1995 NCAA)  
9, Cameron Burns vs. Baylor (1990 NIT)  
9, Greg Grim vs. Alcorn State (1979 NIT)

### Most Field Goals Attempted:

21, Darryl Wilson vs. UCLA (1995 NCAA)  
20, Darryl Wilson vs. Utah (1995 NCAA)  
19, Greg Carter vs. E. Michigan (1991 NCAA)  
18, Lawrence Roberts vs. Duke (2005 NCAA)  
18, Tang Hamilton vs. Colorado State (1999 NIT)  
18, Cameron Burns vs. E. Michigan (1991 NCAA)

### Most 3-Point Field Goals Made:

7, Darryl Wilson vs. Connecticut (1996 NCAA)  
6, Winsome Frazier vs. Stanford (2005 NCAA)  
6, Darryl Wilson vs. Syracuse (1996 NCAA)  
5, Darryl Wilson vs. UCLA (1995 NCAA)

### Most 3-Point Field Goals Attempted:

14, Darryl Wilson vs. UCLA (1995 NCAA)  
13, Darryl Wilson vs. Syracuse (1996 NCAA)  
11, Darryl Wilson vs. Connecticut (1996 NCAA)

### Most Free Throws Made:

13, Leland Mitchell vs. Bowling Green (1963 NCAA)  
10, Darryl Wilson vs. Utah (1995 NCAA)  
10, Cameron Burns vs. Baylor (1990 NIT)

### Most Free Throws Attempted:

16, Leland Mitchell vs. Bowling Green (1963 NCAA)  
14, Mario Austin vs. McNeese State (2002 NCAA)  
13, Cameron Burns vs. Baylor (1990 NIT)

### Most Rebounds:

14, Lawrence Roberts vs. Stanford (2005 NCAA)  
14, Erick Dampier vs. Syracuse (1996 NCAA)  
13, Tang Hamilton vs. Tulsa (2001 NIT)  
13, Dontae' Jones vs. Cincinnati (1996 NCAA)  
12, Jarvis Varnado vs. Bradley (2007 NIT)  
12, Branden Vincent vs. Xavier (2004 NCAA)  
12, Wiley Peck vs. Alcorn State (1979 NIT)

### Most Assists:

10, Jamont Gordon vs. Bradley (2007 NIT)  
9, Jamont Gordon vs. West Virginia (2007 NIT)  
9, Timmy Bowers vs. Monmouth (2004 NCAA)  
9, Marcus Bullard vs. Princeton (1996 NCAA)  
8, Jamont Gordon vs. Miss. Valley St. (2007 NIT)  
8, Marcus Bullard vs. Syracuse (1996 NCAA)

### Most Blocked Shots:

8, Erick Dampier vs. Utah (1995 NCAA)  
6, Charles Rhodes vs. Bradley (2007 NIT)  
5, Erick Dampier vs. VCU (1996 NCAA)  
4, six times (last: C. Rhodes vs. MVSU-2007 NIT)

### Most Steals:

5, Barry Stewart vs. Florida State (2007 NIT)  
5, Timmy Bowers vs. McNeese St. (2002 NCAA)  
4, Winsome Frazier vs. Xavier (2004 NCAA)  
4, Ontario Harper vs. McNeese St. (2002 NCAA)

## TEAM SUPERLATIVES

### Most Points Scored:

101 vs. Bradley (2007 NIT)  
93 vs. Stanford (2005 NCAA)  
86 vs. Florida State (2007 NIT)  
85 vs. Monmouth (2004 NCAA)  
84 vs. Baylor (1990 NIT)

### Most Field Goals Made:

39 vs. Bradley (2007 NIT)  
33 vs. Alcorn State (1979 NIT)  
32 vs. Stanford (2005 NCAA)  
30 vs. Mississippi Valley State (2007 NIT)  
30 vs. Monmouth (2004 NCAA)

### Most Field Goals Attempted:

73 vs. Bradley (2007 NIT)  
72 vs. Xavier (2004 NCAA)  
68 vs. Mississippi Valley State (2007 NIT)

### Best Field Goal Percentage:

.600 [24-40] vs. Princeton (1996 NCAA)  
.589 [33-56] vs. Alcorn State (1979 NIT)  
.561 [32-57] vs. Stanford (2005 NCAA)

### Most 3-Point Field Goals Made:

12 vs. Bradley (2007 NIT)  
11 vs. Syracuse (1996 NCAA)  
9 vs. five teams (last: vs. Stanford-2005 NCAA)

### Most 3-Point Field Goals Attempted:

32 vs. UCLA (1995 NCAA)  
30 vs. Florida State (2007 NIT)  
28 vs. Syracuse (1996 NCAA)

### Best 3-Point Field Goal Percentage:

.529 [9-17] vs. Stanford (2005 NCAA)  
.500 [6-12] vs. Baylor (1990 NIT)  
.467 [7-15] vs. Connecticut (1996 NCAA)

### Most Free Throws Made:

30 vs. Baylor (1990 NIT)  
25 vs. Bowling Green (1963 NCAA)

### Most Free Throws Attempted:

39 vs. Baylor (1990 NIT)  
35 vs. Bowling Green (1963 NCAA)

### Best Free Throw Percentage:

1.000 [6-6] vs. Syracuse (1996 NCAA)  
.852 [23-27] vs. Florida State (2007 NIT)  
.818 [9-11] vs. West Virginia (2007 NIT)

### Most Rebounds:

51 vs. Bradley (2007 NIT)  
51 vs. Bowling Green (1963 NCAA)  
47 vs. Monmouth (2004 NCAA)  
46 vs. Virginia Commonwealth (1996 NCAA)

### Most Assists:

22 vs. Bradley (2007 NIT)  
21 vs. Syracuse (1996 NCAA)  
19 vs. Monmouth (2004 NCAA)  
18 vs. UCLA (1995 NCAA)  
18 vs. Alcorn State (1979 NIT)

### Most Turnovers:

21 vs. Syracuse (1996 NCAA)  
20 vs. Virginia Commonwealth (1996 NCAA)  
20 vs. UCLA (1995 NCAA)  
20 vs. Santa Clara (1995 NCAA)

### Most Blocked Shots:

10 vs. Bradley (2007 NIT)  
10 vs. Baylor (1990 NIT)  
8 vs. Utah (1995 NCAA)  
7 vs. Mississippi Valley State (2007 NIT)  
7 vs. Connecticut (1996 NCAA)

### Most Steals:

15 vs. Florida State (2007 NIT)  
12 vs. Monmouth (2004 NCAA)  
11 vs. Xavier (2004 NCAA)  
11 vs. McNeese State (2002 NCAA)

# MSU BOXSCORES & STATISTICS FROM 2007 MasterCard NIT

## 2007 MasterCard NIT FIRST ROUND

MISSISSIPPI STATE 82, MISS. VALLEY ST. 63  
MARCH 13, 2007 • STARKVILLE, MS  
HUMPHREY COLISEUM (5,501)

MVSU	FG	3FG	FT	RB	A	PT
Cannon	2-7	0-2	0-0	1	2	4
Bryant	2-5	0-0	0-2	8	0	4
Price	3-5	0-0	0-2	3	1	6
Snow	3-9	2-7	0-0	1	0	8
Clark	0-2	0-0	0-0	1	0	0
Parks II	1-1	1-1	0-0	0	0	3
Speech	3-9	0-1	0-0	4	2	6
Davis	1-3	0-1	0-0	1	3	2
Higgins	0-0	0-0	0-0	0	1	0
Lucas	7-10	0-0	8-11	4	0	22
Curry	0-2	0-0	2-2	1	1	2
Alexander	3-8	0-0	0-0	9	0	6
<b>Totals</b>	<b>25-61</b>	<b>3-12</b>	<b>10-17</b>	<b>36</b>	<b>10</b>	<b>63</b>

MSU	FG	3FG	FT	RB	A	PT
Delk, Rich.	2-3	1-2	0-2	1	3	5
Slater	1-9	0-2	1-2	7	2	3
Rhodes	8-12	0-0	5-5	4	1	21
Delk, Reg.	3-9	1-5	0-0	0	1	7
Gordon	8-12	2-4	0-2	9	8	18
Begley	0-3	0-2	0-0	0	0	0
Stewart	2-7	1-5	0-0	2	1	5
Lupe	0-0	0-0	0-0	0	0	0
Hansbrough	3-7	2-6	7-8	5	1	15
Rimmer	0-0	0-0	0-0	0	0	0
Varnado	3-3	0-0	2-3	5	0	8
Goodridge	0-2	0-0	0-2	2	0	0
Stelmach	0-1	0-0	0-0	2	0	0
<b>Totals</b>	<b>30-68</b>	<b>7-26</b>	<b>15-24</b>	<b>41</b>	<b>17</b>	<b>82</b>

FG Pct: MVSU 41%, MSU 44%. 3FG Pct: MVSU 25%, MSU 27%. FT Pct: MVSU 59%, MSU 63%.  
Halftime Score: MSU 40, MVSU 24. Officials: Heimerman, Mathis, Stith.

## 2007 MasterCard NIT SECOND ROUND

MISSISSIPPI STATE 101, BRADLEY 72  
MARCH 17, 2007 • STARKVILLE, MS  
HUMPHREY COLISEUM (5,733)

Bradley	FG	3FG	FT	RB	A	PT
Andrews	6-8	0-0	1-2	9	0	13
Franklin	4-13	3-5	4-4	3	5	15
Tauai	1-6	0-2	2-6	3	0	4
Crouch	4-10	3-8	1-2	1	4	12
Ruffin	4-11	1-5	2-2	5	5	11
Phillips	0-0	0-0	0-0	0	0	0
Salley	2-5	0-1	0-0	3	0	4
Warren	3-9	1-3	1-1	2	0	8
Adams	1-7	1-5	0-0	2	1	3
Lavin	0-1	0-1	0-0	1	0	0
Singh	1-1	0-0	0-0	1	1	2
<b>Totals</b>	<b>26-71</b>	<b>9-30</b>	<b>11-17</b>	<b>32</b>	<b>16</b>	<b>72</b>

MSU	FG	3FG	FT	RB	A	PT
Delk, Rich.	3-5	0-2	0-0	3	4	6
Slater	6-10	1-2	0-0	8	1	13
Rhodes	7-10	0-0	3-4	8	0	17
Delk, Reg.	5-10	3-6	2-4	3	2	15
Gordon	7-12	3-5	3-4	6	10	20
Begley	0-0	0-0	0-0	0	0	0
Stewart	4-9	4-7	1-2	4	0	13
Lupe	1-1	0-0	0-0	0	0	2
Hansbrough	3-9	1-4	2-4	3	5	9
Varnado	3-7	0-1	0-0	12	0	6
Goodridge	0-0	0-0	0-0	0	0	0
Stelmach	0-0	0-0	0-0	0	0	0
<b>Totals</b>	<b>39-73</b>	<b>12-27</b>	<b>11-18</b>	<b>51</b>	<b>22</b>	<b>101</b>

FG Pct: Bradley 37%, MSU 53%. 3FG Pct: Bradley 30%, MSU 44%. FT Pct: Bradley 65%, MSU 61%. Halftime Score: MSU 44, Bradley 38. Officials: Davis, Heater, Bell.

## 2007 MasterCard NIT QUARTERFINALS

MISSISSIPPI STATE 86, FLORIDA STATE 71  
MARCH 20, 2007 • STARKVILLE, MS  
HUMPHREY COLISEUM (9,013)

FSU	FG	3FG	FT	RB	A	PT
Thornton	6-10	1-2	3-9	6	0	16
Echefu	0-2	0-1	0-0	5	1	0
Swann	10-17	9-13	2-2	5	0	31
Douglas	6-11	0-2	0-0	4	5	12
Rich	2-4	0-0	3-4	4	2	7
Mims	1-2	1-2	0-0	0	1	3
Allen	0-2	0-1	0-0	1	0	0
Breeden	0-1	0-0	0-1	1	0	0
Reid	1-1	0-0	0-0	4	1	2
<b>Totals</b>	<b>26-50</b>	<b>11-21</b>	<b>8-16</b>	<b>31</b>	<b>10</b>	<b>71</b>

MSU	FG	3FG	FT	RB	A	PT
Delk, Rich.	3-5	1-2	0-0	3	1	7
Slater	4-12	2-7	3-3	3	0	13
Rhodes	5-9	0-0	4-6	6	0	14
Delk, Reg.	1-5	0-4	0-0	2	1	2
Gordon	3-12	1-5	9-11	6	7	16
Begley	0-2	0-2	0-0	0	0	0
Stewart	3-7	1-4	3-3	3	1	10
Lupe	0-0	0-0	0-0	1	0	0
Hansbrough	3-6	2-5	4-4	7	2	12
Varnado	5-5	0-0	0-0	2	0	10
Goodridge	1-1	0-0	0-0	2	0	2
Stelmach	0-2	0-1	0-0	0	0	0
<b>Totals</b>	<b>28-66</b>	<b>7-30</b>	<b>23-27</b>	<b>39</b>	<b>12</b>	<b>86</b>

FG Pct: FSU 52%, MSU 42%. 3FG Pct: FSU 52%, MSU 23%. FT Pct: FSU 50%, MSU 85%.  
Halftime Score: MSU 42, FSU 29. Officials: Greene, Greenwood, Gaffney.

## 2007 MasterCard NIT SEMIFINALS

WEST VIRGINIA 63, MISSISSIPPI STATE 62  
MARCH 21, 2007 • NEW YORK, NY  
MADISON SQUARE GARDEN (7,713)

WVU	FG	3FG	FT	RB	A	PT
Nichols	7-13	2-5	1-2	6	3	17
Young	6-13	4-8	0-0	6	1	16
Summers	2-6	0-0	0-0	9	1	4
Alexander	1-5	0-1	0-0	0	1	2
Ruoff	3-7	0-2	4-5	5	4	10
Smalligan	1-7	1-5	3-5	7	2	6
Butler	2-9	0-2	2-4	4	0	6
Mazzulla	1-3	0-0	0-0	1	1	2
Smith	0-0	0-0	0-0	0	0	0
<b>Totals</b>	<b>23-63</b>	<b>7-23</b>	<b>10-16</b>	<b>41</b>	<b>13</b>	<b>63</b>

MSU	FG	3FG	FT	RB	A	PT
Delk, Rich.	3-7	0-2	2-2	3	0	8
Slater	7-12	3-5	1-1	9	1	18
Rhodes	4-12	0-1	2-2	10	1	10
Delk, Reg.	2-5	2-4	0-0	2	1	6
Gordon	4-11	0-1	3-4	6	9	11
Hansbrough	0-2	0-1	1-2	3	0	1
Stewart	3-7	2-5	0-0	2	1	8
Varnado	0-0	0-0	0-0	1	0	0
<b>Totals</b>	<b>23-56</b>	<b>7-19</b>	<b>9-11</b>	<b>38</b>	<b>13</b>	<b>62</b>

FG Pct: WVU 37%, MSU 41%. 3FG Pct: WVU 30%, MSU 37%. FT Pct: WVU 63%, MSU 82%.  
Halftime Score: MSU 32, WVU 28. Officials: Kersey, Clinton, Luckie.

## MSU'S CUMULATIVE STATISTICS DURING 2007 MasterCard NIT

Player	G	Min	FGM-A	Pct	3GM-A	Pct	FTM-A	Pct	Reb-Avg	Asst	TO	Blk	Stl	Pts-Avg
Gordon	4	123	22-47	.468	6-15	.400	15-21	.714	27-6.8	34	13	1	6	65-16.3
Rhodes	4	98	24-43	.558	0-1	.000	14-17	.824	28-7.0	2	11	13	1	62-15.5
Slater	4	126	18-43	.419	6-16	.375	5-6	.833	27-6.8	4	8	0	6	47-11.8
Hansbrough	4	75	9-24	.375	5-16	.313	14-18	.778	18-4.5	8	10	0	4	37-9.3
Stewart	4	96	12-30	.400	8-21	.381	4-5	.800	11-2.8	3	3	1	9	36-9.0
Reg. Delk	4	91	11-29	.379	6-19	.316	2-4	.500	7-1.8	5	2	1	2	30-7.5
Ri. Delk	4	108	11-20	.550	2-8	.250	2-4	.500	10-2.5	8	4	1	6	26-6.5
Varnado	4	58	11-15	.733	0-1	.000	2-3	.667	20-5.0	0	2	6	2	24-6.0
Goodridge	3	6	1-3	.333	0-0	.000	0-2	.000	4-1.3	0	0	0	0	2-0.7
Lupe	3	3	1-1	1.000	0-0	.000	0-0	.000	1-0.3	0	1	0	0	2-0.7
Stelmach	3	7	0-3	.000	0-1	.000	0-0	.000	2-0.7	0	1	0	0	0-0.0
Begley	3	6	0-5	.000	0-4	.000	0-0	.000	0-0.0	0	2	0	0	0-0.0
Rimmer	1	3	0-0	.000	0-0	.000	0-0	.000	0-0.0	0	0	0	0	0-0.0
<b>Total</b>	<b>4</b>	<b>800</b>	<b>120-263</b>	<b>.456</b>	<b>33-102</b>	<b>.324</b>	<b>58-80</b>	<b>.725</b>	<b>167-41.8</b>	<b>64</b>	<b>57</b>	<b>23</b>	<b>36</b>	<b>331-82.8</b>
<b>Opponents</b>	<b>4</b>	<b>800</b>	<b>100-245</b>	<b>.408</b>	<b>30-86</b>	<b>.349</b>	<b>39-66</b>	<b>.591</b>	<b>137-34.2</b>	<b>49</b>	<b>67</b>	<b>10</b>	<b>26</b>	<b>269-67.2</b>

# MSU NCAA TOURNAMENT/NIT RESULTS UNDER COACH STANSBURY

## 2005 NCAA AUSTIN REGIONAL FIRST ROUND

MISSISSIPPI STATE 93, STANFORD 70  
MARCH 18, 2005 • CHARLOTTE, NC  
CHARLOTTE COLISEUM (23,207)

MSU	FG	3FG	FT	RB	A	PT
Roberts	8-14	0-1	7-9	14	1	23
Power	4-8	2-4	4-5	6	3	14
Harper	2-6	0-1	4-4	3	3	8
Ervin	2-4	0-0	1-2	2	2	5
Frazier	7-9	6-8	0-0	2	0	20
Rhodes	1-1	0-0	2-2	1	0	4
Begley	0-0	0-0	0-0	0	0	0
Edmondson	0-2	0-2	0-0	0	2	0
Cannon	0-1	0-0	0-0	1	1	0
Boler	1-1	1-1	2-2	0	0	5
Slater	3-4	0-0	0-0	3	0	6
Morgan	0-0	0-0	0-0	0	0	0
Stelmach	0-0	0-0	0-2	2	0	0
Campbell	4-7	0-0	0-0	4	1	8
<b>Totals</b>	<b>32-57</b>	<b>9-17</b>	<b>20-26</b>	<b>39</b>	<b>13</b>	<b>93</b>

Stanford	FG	3FG	FT	RB	A	PT
Washington	4-5	0-0	4-8	1	0	12
Haryasz	5-17	0-3	4-5	9	3	14
Little	6-11	0-0	2-3	6	0	14
Hernandez	5-12	3-8	4-4	3	4	17
Robinson	2-9	0-3	0-0	2	2	4
Finger	1-2	0-1	0-0	1	0	2
Haas	1-5	1-3	2-2	2	0	5
Prowitt	0-2	0-0	2-3	1	0	2
<b>Totals</b>	<b>24-63</b>	<b>4-18</b>	<b>18-25</b>	<b>30</b>	<b>9</b>	<b>70</b>

FG Pct: Stanford 38%, MSU 56%. 3FG Pct: Stanford 22%, MSU 53%. FT Pct: Stanford 72%, MSU 77%. Halftime Score: MSU 44, Stanford 43. Officials: Corbett, Curry, Jackson.

## 2005 NCAA AUSTIN REGIONAL SECOND ROUND

DUKE 63, MISSISSIPPI STATE 55  
MARCH 20, 2005 • CHARLOTTE, NC  
CHARLOTTE COLISEUM (23,207)

MSU	FG	3FG	FT	RB	A	PT
Roberts	5-18	0-0	7-10	11	3	17
Power	1-6	0-1	1-2	5	1	3
Harper	7-12	2-2	1-2	6	0	17
Ervin	1-8	0-2	1-3	3	5	3
Frazier	2-10	2-8	1-4	4	0	7
Rhodes	1-1	0-0	0-0	2	0	2
Edmondson	0-2	0-0	0-0	1	0	0
Slater	1-2	0-0	0-0	0	0	2
Morgan	0-0	0-0	0-0	0	0	0
Campbell	2-3	0-0	0-0	2	0	4
<b>Totals</b>	<b>20-62</b>	<b>4-13</b>	<b>11-21</b>	<b>39</b>	<b>9</b>	<b>55</b>

Duke	FG	3FG	FT	RB	A	PT
Williams	5-12	0-0	3-6	15	0	13
Randolph	0-4	0-1	2-3	5	3	2
Redick	5-17	2-9	4-4	5	0	16
Ewing	7-13	4-7	4-4	4	3	22
Dockery	1-2	1-2	2-2	4	1	5
Melchionni	0-1	0-1	2-2	2	0	2
Nelson	1-1	1-1	0-0	2	1	3
Love	0-0	0-0	0-0	3	0	0
Johnson	0-0	0-0	0-0	0	0	0
<b>Totals</b>	<b>19-50</b>	<b>8-21</b>	<b>17-21</b>	<b>43</b>	<b>8</b>	<b>63</b>

FG Pct: Duke 38%, MSU 32%. 3FG Pct: Duke 38%, MSU 31%. FT Pct: Duke 81%, MSU 52%. Halftime Score: Duke 30, MSU 22. Officials: Corbett, Lindsay, Hess.

## 2004 NCAA ATLANTA REGIONAL FIRST ROUND

MISSISSIPPI STATE 85, MONMOUTH 52  
MARCH 19, 2004 • ORLANDO, FL  
TD WATERHOUSE CENTRE (15,961)

Monmouth	FG	3FG	FT	RB	A	PT
Krayl	3-5	2-2	1-5	1	0	9
Hamilton	2-4	0-0	2-3	1	1	6
Boxler	2-5	0-0	0-0	3	0	4
Azzarelli	1-3	0-2	0-0	1	2	2
Byfield	4-10	4-8	0-0	2	1	12
Delic	1-4	1-4	0-0	0	0	3
Kaplan	1-2	1-2	0-0	1	2	3
Owens	0-3	0-1	0-0	0	0	0
Warner	0-1	0-1	0-0	0	0	0
Stephens	0-3	0-2	2-2	1	1	2
Alston	1-2	0-1	1-2	5	2	3
Hamlett	1-1	0-0	0-1	1	0	2
Kenny	1-4	1-4	0-0	1	1	3
Anderson	1-4	0-0	1-2	1	2	3
<b>Totals</b>	<b>18-51</b>	<b>9-27</b>	<b>7-15</b>	<b>20</b>	<b>12</b>	<b>52</b>

MSU	FG	3FG	FT	RB	A	PT
Roberts	6-9	2-3	5-5	4	2	19
Power	4-6	3-3	2-2	3	0	13
Vincent	4-4	0-0	6-10	11	1	14
Bowers	2-8	1-6	0-0	6	9	5
Frazier	1-6	1-5	0-0	3	3	3
Ervin	4-5	0-0	3-3	1	0	11
Buse	1-1	1-1	0-0	0	0	3
Boler	0-1	0-1	0-0	5	1	0
Slater	0-4	0-1	0-0	1	2	0
Morgan	1-1	0-0	0-1	2	0	2
Smith	1-2	0-0	0-0	2	1	2
Stelmach	2-4	0-2	1-2	5	0	5
Campbell	4-5	0-0	0-0	2	0	8
<b>Totals</b>	<b>30-56</b>	<b>8-22</b>	<b>17-23</b>	<b>47</b>	<b>19</b>	<b>85</b>

FG Pct: Monmouth 35%, MSU 54%. 3FG Pct: Monmouth 33%, MSU 36%. FT Pct: Monmouth 47%, MSU 74%. Halftime Score: MSU 46, Monmouth 34. Officials: Nunez, Upton, Wymer.

## 2004 NCAA ATLANTA REGIONAL SECOND ROUND

XAVIER 89, MISSISSIPPI STATE 74  
MARCH 21, 2004 • ORLANDO, FL  
TD WATERHOUSE CENTRE (15,640)

Xavier	FG	3FG	FT	RB	A	PT
Cage	1-3	0-1	1-1	2	2	3
Doellman	5-10	2-4	1-1	8	3	13
Myles	3-7	0-0	2-4	14	1	8
Chalmers	11-13	4-4	5-6	2	2	31
Sato	4-10	2-3	2-2	7	2	12
Finn	6-9	5-7	5-9	1	3	22
Jackson	0-0	0-0	0-0	0	0	0
Christiansen	0-0	0-0	0-0	0	0	0
Cole	0-3	0-0	0-0	2	1	0
Caudle	0-0	0-0	0-0	0	0	0
Compton	0-0	0-0	0-0	0	0	0
<b>Totals</b>	<b>30-55</b>	<b>13-19</b>	<b>16-23</b>	<b>38</b>	<b>14</b>	<b>89</b>

MSU	FG	3FG	FT	RB	A	PT
Roberts	4-11	1-2	2-4	7	0	11
Power	6-11	3-6	1-2	3	2	16
Vincent	4-10	0-0	3-6	12	1	11
Bowers	6-14	2-7	1-2	1	5	15
Frazier	3-13	3-9	3-4	9	1	12
Ervin	3-8	0-1	3-3	2	5	9
Buse	0-0	0-0	0-0	0	0	0
Slater	0-0	0-0	0-0	0	0	0
Stelmach	0-2	0-1	0-0	0	0	0
Campbell	0-3	0-0	0-0	3	0	0
<b>Totals</b>	<b>26-72</b>	<b>9-26</b>	<b>13-21</b>	<b>40</b>	<b>14</b>	<b>74</b>

FG Pct: Xavier 55%, MSU 36%. 3FG Pct: Xavier 68%, MSU 35%. FT Pct: Xavier 70%, MSU 62%. Halftime Score: Xavier 34, MSU 33. Officials: Hall, Corbett, Shows.

## 2003 NCAA EAST REGIONAL FIRST ROUND

BUTLER 47, MISSISSIPPI STATE 46  
MARCH 21, 2003 • BIRMINGHAM, AL  
B' HAM-JEFFERSON CIVIC CENTER (16,467)

Butler	FG	3FG	FT	RB	A	PT
Monserrez	1-6	1-3	0-0	4	0	3
Curry	0-3	0-2	0-0	1	0	0
Cornette	4-7	0-0	1-2	6	1	9
Miller	5-12	2-7	2-2	2	4	14
Archey	2-6	2-4	2-2	4	0	8
Lightfoot	6-13	0-2	1-2	7	0	13
Horan	0-0	0-0	0-0	1	0	0
Sheets	0-0	0-0	0-0	0	0	0
<b>Totals</b>	<b>18-47</b>	<b>5-18</b>	<b>6-8</b>	<b>26</b>	<b>5</b>	<b>47</b>

MSU	FG	3FG	FT	RB	A	PT
Harper	0-5	0-2	2-2	5	0	2
Ignerski	0-6	0-3	0-0	3	1	0
Austin	8-12	1-1	1-4	10	0	18
Bowers	2-9	2-8	3-4	4	3	9
Zimmerman	1-5	0-3	2-4	1	5	4
Campbell	0-0	0-0	0-0	1	0	0
Frazier	3-5	3-4	0-0	1	0	9
Vincent	2-2	0-0	0-0	4	1	4
<b>Totals</b>	<b>16-44</b>	<b>6-21</b>	<b>8-14</b>	<b>30</b>	<b>10</b>	<b>46</b>

FG Pct: Butler 38%, MSU 36%. 3FG Pct: Butler 28%, MSU 29%. FT Pct: Butler 75%, MSU 57%. Halftime Score: Butler 28, MSU 25. Officials: Whitehead, Vinovich, Evans.

# MSU NCAA TOURNAMENT/NIT RESULTS UNDER COACH STANSBURY

## 2002 NCAA MIDWEST REGIONAL FIRST ROUND

**MISSISSIPPI STATE 70, McNEESE STATE 58**  
**MARCH 15, 2002 • DALLAS, TX**  
**AMERICAN AIRLINES CENTER (19,951)**

McNeese	FG	3FG	FT	RB	A	PT
Perkins	1-6	0-1	2-2	6	0	4
Gentry	4-8	0-0	3-6	9	0	11
Brewer	2-5	0-0	3-7	5	0	7
Bryant	2-4	1-3	0-1	1	1	5
Williams	6-14	2-3	1-2	9	5	15
Lewis	2-5	0-0	1-1	0	2	5
Coleman	2-10	1-8	0-0	1	0	5
Jackson	2-4	0-0	0-1	2	0	4
Johnson	0-0	0-0	0-0	0	0	0
Garriet	1-2	0-1	0-0	0	0	2
Beik	0-0	0-0	0-0	0	1	0
Teeter	0-0	0-0	0-0	1	0	0
Khorokorin	0-0	0-0	0-0	0	0	0
<b>Totals</b>	<b>22-58</b>	<b>4-16</b>	<b>10-20</b>	<b>38</b>	<b>9</b>	<b>58</b>

MSU	FG	3FG	FT	RB	A	PT
Gholar	1-5	1-3	1-2	4	1	4
Ignerski	0-2	0-1	0-0	3	0	0
Austin	8-13	0-0	9-14	9	2	25
Zimmerman	3-6	0-0	4-4	5	4	10
Patterson	9-11	2-3	0-0	1	1	20
Goffar	0-1	0-0	0-0	1	0	0
Campbell	0-1	0-0	0-0	0	0	0
Gardner	0-0	0-0	0-0	0	0	0
Bowers	4-10	1-3	2-2	4	4	11
Stidham	0-0	0-0	0-0	0	0	0
Frazier	0-0	0-0	0-0	0	0	0
Harper	0-1	0-0	0-0	5	3	0
Carr	0-1	0-1	0-0	0	0	0
Smith	0-3	0-0	0-0	2	0	0
<b>Totals</b>	<b>25-54</b>	<b>4-11</b>	<b>16-22</b>	<b>40</b>	<b>15</b>	<b>70</b>

FG Pct: McNeese 38%, MSU 46%. 3FG Pct: McNeese 25%, MSU 36%. FT Pct: McNeese 50%, MSU 73%. Halftime Score: MSU 31, McNeese 25. Officials: Hall, Ditty, Smith.

## 2001 NIT SECOND ROUND

**MISSISSIPPI STATE 66, PITTSBURGH 61**  
**MARCH 19, 2001 • PITTSBURGH, PA**  
**FITZGERALD FIELD HOUSE (6,798)**

MSU	FG	3FG	FT	RB	A	PT
Patterson	4-9	2-4	1-2	7	4	11
Hamilton	2-9	0-2	0-0	6	0	4
Q. Smith	5-5	0-0	0-0	3	1	10
A. Jackson	4-8	2-5	0-0	4	2	10
Goffar	0-1	0-1	2-2	0	0	2
Billups	0-0	0-0	0-0	1	0	0
Bowers	0-0	0-0	0-0	0	0	0
Gholar	3-4	2-3	0-0	2	3	8
Zimmerman	7-11	1-3	0-0	3	3	15
Austin	3-10	0-0	0-0	4	1	6
<b>Totals</b>	<b>28-57</b>	<b>7-18</b>	<b>3-4</b>	<b>35</b>	<b>14</b>	<b>66</b>

Pittsburgh	FG	3FG	FT	RB	A	PT
Zavackas	3-3	3-3	2-2	1	1	11
Greer	1-8	0-5	1-2	2	3	3
Hawkins	3-6	0-0	0-0	7	1	6
Knight	3-11	2-8	4-6	6	7	12
Page	5-12	3-9	0-0	1	1	13
Brown	2-5	0-1	7-7	4	1	11
Johnson	1-3	0-1	1-2	2	0	3
Morris	1-1	0-0	0-0	0	0	2
<b>Totals</b>	<b>19-49</b>	<b>8-27</b>	<b>15-19</b>	<b>26</b>	<b>14</b>	<b>61</b>

FG Pct: MSU 49%, Pitt 39%. 3FG Pct: MSU 39%, Pitt 30%. FT Pct: MSU 75%, Pitt 79%. Halftime Score: MSU 27, Pitt 27. Officials: Clougherty, Corbett, Shaw.

## 2002 NCAA MIDWEST REGIONAL SECOND ROUND

**TEXAS 68, MISSISSIPPI STATE 64**  
**MARCH 17, 2002 • DALLAS, TX**  
**AMERICAN AIRLINES CENTER (19,951)**

Texas	FG	3FG	FT	RB	A	PT
Mouton	2-9	1-4	0-0	3	3	5
Erskin	8-9	0-0	1-1	4	0	17
Thomas	3-5	0-0	2-3	7	0	8
Ford	3-8	1-2	4-4	4	6	11
Ivey	2-5	1-4	5-6	5	2	10
Williams	0-2	0-0	0-0	2	2	0
Harris	2-4	1-3	1-1	1	1	6
Klotz	0-0	0-0	0-0	1	0	0
Ross	0-0	0-0	0-0	0	0	0
Boddicker	4-6	3-3	0-0	3	1	11
<b>Totals</b>	<b>24-48</b>	<b>7-16</b>	<b>13-15</b>	<b>33</b>	<b>15</b>	<b>68</b>

MSU	FG	3FG	FT	RB	A	PT
Gholar	3-4	2-3	0-1	2	2	8
Ignerski	3-8	1-5	5-5	3	1	12
Austin	5-8	0-0	2-2	6	1	12
Zimmerman	4-7	0-2	0-2	5	3	8
Patterson	2-5	0-2	0-1	2	0	4
Gardner	0-0	0-0	0-0	0	0	0
Bowers	5-13	2-8	3-4	2	0	15
Frazier	0-1	0-1	0-0	0	0	0
Harper	2-3	1-2	0-0	2	1	5
Smith	0-1	0-0	0-0	0	0	0
<b>Totals</b>	<b>24-50</b>	<b>6-23</b>	<b>10-15</b>	<b>22</b>	<b>8</b>	<b>64</b>

FG Pct: Texas 50%, MSU 48%. 3FG Pct: Texas 44%, MSU 26%. FT Pct: Texas 87%, MSU 67%. Halftime Score: Texas 41, MSU 29. Officials: Burr, Rose, Skiles.

## 2001 NIT QUARTERFINALS

**TULSA 77, MISSISSIPPI STATE 75**  
**MARCH 21, 2001 • STARKVILLE, MS**  
**HUMPHREY COLISEUM (4,529)**

Tulsa	FG	3FG	FT	RB	A	PT
Hill	2-5	1-4	0-0	2	2	5
Shelton	4-8	3-5	1-2	7	0	12
Johnson	5-8	1-2	5-10	6	2	16
Harrington	5-7	1-2	3-4	2	6	14
Swanson	3-6	1-2	2-3	4	2	9
Davis	1-2	0-0	0-0	2	0	2
Reed	6-10	3-4	2-4	1	3	17
Parker	0-4	0-1	0-0	1	0	0
Ledoux	0-0	0-0	0-0	0	0	0
Ingram	1-1	0-0	0-0	1	0	2
<b>Totals</b>	<b>27-51</b>	<b>10-20</b>	<b>13-23</b>	<b>29</b>	<b>15</b>	<b>77</b>

MSU	FG	3FG	FT	RB	A	PT
Patterson	5-10	4-7	6-6	5	2	20
Hamilton	3-10	0-4	3-5	13	0	9
Q. Smith	4-6	0-0	4-7	7	0	12
A. Jackson	2-14	0-8	2-5	2	3	6
Goffar	1-2	0-1	0-0	1	1	2
Billups	0-1	0-0	0-0	0	0	0
Bowers	0-1	0-1	0-0	0	0	0
Gholar	0-1	0-1	0-0	2	1	0
Zimmerman	4-6	1-1	5-5	5	3	14
Austin	6-11	0-0	0-1	4	0	12
<b>Totals</b>	<b>25-62</b>	<b>5-23</b>	<b>20-29</b>	<b>42</b>	<b>10</b>	<b>75</b>

FG Pct: MSU 40%, TU 53%. 3FG Pct: MSU 22%, TU 50%. FT Pct: MSU 69%, TU 57%. Halftime Score: TU 38, MSU 31. Officials: Rose, Donato, Shows.

## 2001 NIT FIRST ROUND

**MISSISSIPPI STATE 75, SOUTHERN MISS 68**  
**MARCH 14, 2001 • STARKVILLE, MS**  
**HUMPHREY COLISEUM (4,895)**

USM	FG	3FG	FT	RB	A	PT
Myles	7-10	2-3	4-6	5	3	20
Thompson	1-3	0-1	0-0	2	0	2
Jones	3-7	0-0	1-4	4	1	7
Cauthen	1-5	0-0	4-5	3	2	6
Wall	5-12	3-6	0-0	3	0	13
Meneses	0-0	0-0	0-0	0	0	0
Richardson	3-7	1-3	0-0	3	1	7
Henderson	0-3	0-0	1-2	6	0	1
Carter	0-4	0-1	2-2	3	0	2
Mims	2-8	2-6	0-0	8	1	6
Duncan	2-5	0-0	0-1	4	2	4
<b>Totals</b>	<b>24-64</b>	<b>8-20</b>	<b>12-20</b>	<b>45</b>	<b>10</b>	<b>68</b>

MSU	FG	3FG	FT	RB	A	PT
Patterson	7-13	1-3	6-9	5	1	21
Hamilton	4-9	0-1	0-0	8	1	8
Q. Smith	0-1	0-0	0-4	2	0	0
A. Jackson	3-8	1-4	4-4	0	1	11
Goffar	2-4	1-3	3-6	1	1	8
Billups	1-1	0-0	0-0	0	0	2
Bowers	1-2	0-1	0-0	1	0	2
Gholar	0-2	0-0	0-0	2	0	0
Zimmerman	5-10	0-0	1-2	8	3	11
Austin	4-9	0-0	4-6	4	3	12
<b>Totals</b>	<b>27-59</b>	<b>3-12</b>	<b>18-31</b>	<b>37</b>	<b>10</b>	<b>75</b>

FG Pct: MSU 46%, USM 38%. 3FG Pct: MSU 25%, USM 40%. FT Pct: MSU 58%, USM 60%. Halftime Score: MSU 41, USM 27. Officials: Valentine, Hampton, Humes.

## 1999 NIT FIRST ROUND

**COLORADO STATE 69, MISSISSIPPI STATE 56**  
**MARCH 10, 1999 • FORT COLLINS, CO**  
**MOBY ARENA (5,096)**

MSU	FG	3FG	FT	RB	A	PT
Patterson	1-1	0-0	3-4	2	0	5
Hamilton	4-18	0-10	0-0	11	0	8
Washington	4-9	0-0	0-1	4	1	8
White	4-13	2-7	0-0	3	7	10
Myles	2-6	1-1	0-0	4	3	5
Gholar	2-3	2-3	2-5	6	0	8
Hyche	2-4	0-2	0-0	2	1	4
Boswell	1-2	0-0	0-0	0	0	2
Roberts	2-8	0-0	0-0	4	0	4
Jackson	1-3	0-0	0-2	3	0	2
<b>Totals</b>	<b>23-67</b>	<b>5-23</b>	<b>5-12</b>	<b>43</b>	<b>12</b>	<b>56</b>

CSU	FG	3FG	FT	RB	A	PT
Sivesind	6-9	4-7	0-0	3	3	16
Goodwyn	4-12	1-2	6-7	7	2	15
Ford	3-3	0-0	1-2	8	1	7
Palacio	1-13	0-3	1-2	5	2	3
McKantry	5-14	1-4	3-3	3	4	14
Smith	0-1	0-1	0-0	1	0	0
Harris	0-1	0-0	2-2	0	0	2
Martin	0-0	0-0	0-0	0	0	0
Mayer	0-0	0-0	0-0	0	0	0
Patik	1-1	0-0	0-0	3	0	2
Fisher	3-4	0-0	4-6	8	0	10
<b>Totals</b>	<b>23-58</b>	<b>6-17</b>	<b>17-22</b>	<b>41</b>	<b>12</b>	<b>69</b>

FG Pct: MSU 34%, CSU 40%. 3FG Pct: MSU 22%, CSU 35%. FT Pct: MSU 42%, CSU 77%. Halftime Score: CSU 33, MSU 28. Officials: Vinovich, Carbone, Irving.

# MSU NCAA TOURNAMENT RESULTS PRE-COACH RICK STANSBURY

## 1996 NCAA SOUTHEAST REGIONAL FIRST ROUND

MISSISSIPPI ST. 58, VA. COMMONWEALTH 51  
MARCH 14, 1996 • INDIANAPOLIS, IN  
RCA DOME (31,569)

VCU	FG	3FG	FT	RB	A	PT
Chappell	4-13	2-5	0-0	3	0	10
Hopkins	9-20	0-0	4-6	11	2	22
Byrd	1-5	0-0	3-6	2	1	5
Hamilton	1-5	0-4	0-0	3	4	2
Lee	1-7	1-5	0-0	6	2	3
Smith	0-3	0-0	0-0	3	0	0
Peabody	1-2	0-0	0-2	2	0	2
Reed	1-2	0-1	0-0	1	1	2
Talley	0-4	0-1	0-0	1	0	0
Marston	2-3	1-1	0-0	0	0	5
<b>Totals</b>	<b>20-64</b>	<b>4-17</b>	<b>7-14</b>	<b>36</b>	<b>10</b>	<b>51</b>

MSU	FG	3FG	FT	RB	A	PT
Jones	5-12	1-3	2-2	10	3	13
Walters	1-4	0-0	0-0	5	1	2
Dampier	6-9	0-0	1-2	7	0	13
Bullard	0-5	0-5	0-0	7	6	0
D. Wilson	5-14	2-4	3-4	5	1	15
Hughes	0-1	0-0	2-2	4	0	2
Hyche	3-6	2-4	0-0	3	1	8
Washington	2-3	0-0	1-3	2	0	5
<b>Totals</b>	<b>22-54</b>	<b>5-16</b>	<b>9-13</b>	<b>46</b>	<b>12</b>	<b>58</b>

FG Pct: VCU 31%, MSU 41%. 3FG Pct: VCU 24%, MSU 31%. FT Pct: VCU 50%, MSU 69%.  
Halftime Score: MSU 24, VCU 20. Officials:  
Lembo, Corbett, Rios.

## 1996 NCAA SOUTHEAST REGIONAL SECOND ROUND

MISSISSIPPI STATE 63, PRINCETON 41  
MARCH 16, 1996 • INDIANAPOLIS, IN  
RCA DOME (32,293)

Princeton	FG	3FG	FT	RB	A	PT
Doyal	3-5	1-3	0-1	4	2	7
Lewulis	0-5	0-4	0-0	1	0	0
Goodrich	5-13	2-5	2-2	2	3	14
Johnson	2-6	0-4	0-0	5	1	4
Henderson	4-10	2-6	1-1	2	3	11
Earl	0-2	0-2	0-0	1	1	0
Del-Toro	0-1	0-1	0-0	0	0	0
Mastaglio	1-1	1-1	0-0	0	0	3
Gregory	0-0	0-0	0-0	0	1	0
Rosenfeld	0-1	0-0	0-0	0	0	0
Hart	0-1	0-0	0-0	0	0	0
Hite	1-1	0-0	0-0	0	0	2
<b>Totals</b>	<b>16-46</b>	<b>6-27</b>	<b>3-4</b>	<b>15</b>	<b>11</b>	<b>41</b>

MSU	FG	3FG	FT	RB	A	PT
Jones	5-10	1-2	0-0	7	0	11
Walters	0-1	0-0	0-0	4	1	0
Dampier	10-12	0-0	0-2	7	0	20
Bullard	3-6	0-3	2-4	6	9	8
D. Wilson	4-8	3-7	2-2	1	1	13
Hughes	0-0	0-0	2-2	3	1	2
Edmonson	1-1	1-1	2-2	1	0	5
Hyche	1-1	0-0	0-0	1	2	2
B. Wilson	0-1	0-1	0-0	0	0	0
Washington	0-0	0-0	0-0	3	0	0
Walton	0-0	0-0	2-2	0	1	2
<b>Totals</b>	<b>24-40</b>	<b>5-14</b>	<b>10-14</b>	<b>34</b>	<b>15</b>	<b>63</b>

FG Pct: PU 35%, MSU 60%. 3FG Pct: PU 22%, MSU 36%. FT Pct: PU 75%, MSU 71%.  
Halftime Score: MSU 31, PU 20. Officials:  
Range, Hall, Kitts.

## 1996 NCAA SOUTHEAST REGIONAL SEMIFINALS

MISSISSIPPI STATE 60, CONNECTICUT 55  
MARCH 22, 1996 • LEXINGTON, KY  
RUPP ARENA (23,890)

MSU	FG	3FG	FT	RB	A	PT
Jones	6-16	0-1	1-2	10	4	13
Walters	1-2	0-0	1-2	6	1	3
Dampier	6-15	0-0	3-4	8	2	15
Bullard	1-6	0-2	0-0	2	6	2
D. Wilson	9-14	7-11	2-2	2	0	27
Hughes	0-2	0-0	0-0	3	1	0
Hyche	0-1	0-1	0-0	0	0	0
<b>Totals</b>	<b>23-56</b>	<b>7-15</b>	<b>7-10</b>	<b>35</b>	<b>14</b>	<b>60</b>

UConn	FG	3FG	FT	RB	A	PT
King	4-9	0-0	0-0	8	1	8
Johnson	0-4	0-1	2-2	1	2	2
Knight	5-10	0-0	0-0	13	2	10
Sheffer	3-14	2-7	2-2	9	5	10
Allen	9-25	4-10	0-2	6	1	22
Jones	1-5	1-2	0-0	2	0	3
Hayward	0-0	0-0	0-0	1	0	0
Carson	0-1	0-0	0-0	0	0	0
<b>Totals</b>	<b>22-68</b>	<b>7-20</b>	<b>4-6</b>	<b>45</b>	<b>11</b>	<b>55</b>

FG Pct: MSU 41%, UC 32%. 3FG Pct: MSU 47%, UC 35%. FT Pct: MSU 70%, UC 67%.  
Halftime Score: MSU 37, UC 25. Officials:  
Paparo, Stupin, Wood.

## 1996 NCAA SOUTHEAST REGIONAL FINALS

MISSISSIPPI STATE 73, CINCINNATI 63  
MARCH 24, 1996 • LEXINGTON, KY  
RUPP ARENA (23,850)

MSU	FG	3FG	FT	RB	A	PT
Jones	9-17	2-6	3-3	13	0	23
Walters	0-2	0-0	1-2	10	0	1
Dampier	4-10	0-0	1-4	6	2	9
Bullard	3-7	1-3	4-7	4	3	11
D. Wilson	3-9	1-6	9-12	2	5	16
Washington	3-4	0-0	1-2	4	0	7
Hyche	2-2	1-1	0-0	0	1	5
Hughes	0-0	0-0	1-3	0	0	1
<b>Totals</b>	<b>24-51</b>	<b>5-16</b>	<b>20-33</b>	<b>44</b>	<b>11</b>	<b>73</b>

Cincinnati	FG	3FG	FT	RB	A	PT
Gregor	0-0	0-0	0-0	0	0	0
Fortson	6-15	0-0	12-16	13	2	24
Long	2-4	0-0	0-0	6	0	4
Flint	1-12	0-7	0-0	4	1	2
LeGree	5-8	1-1	0-2	5	4	11
Julson	1-2	0-0	1-2	2	0	3
Burton	6-20	5-16	0-0	3	2	17
Brannen	0-0	0-0	0-0	0	0	0
Monroe	1-2	0-0	0-0	2	0	2
Fletcher	0-0	0-0	0-0	0	0	0
Davis	0-0	0-0	0-0	0	2	0
Levett	0-2	0-2	0-0	0	0	0
<b>Totals</b>	<b>22-65</b>	<b>6-26</b>	<b>13-20</b>	<b>38</b>	<b>11</b>	<b>63</b>

FG Pct: MSU 47%, UC 34%. 3FG Pct: MSU 31%, UC 23%. FT Pct: MSU 61%, UC 65%.  
Halftime Score: MSU 37, UC 29. Officials:  
Pattillo, Dodge, Hillary.

## 1996 NCAA FINAL FOUR NATIONAL SEMIFINALS

SYRACUSE 77, MISSISSIPPI STATE 69  
MARCH 30, 1996 • EAST RUTHERFORD, NJ  
CONTINENTAL AIRLINES ARENA (19,229)

MSU	FG	3FG	FT	RB	A	PT
Jones	6-16	2-8	2-2	6	2	16
Walters	5-9	0-0	0-0	6	0	10
Dampier	4-6	0-0	4-4	14	6	12
Bullard	4-9	3-7	0-0	5	8	11
D. Wilson	7-16	6-13	0-0	2	3	20
Washington	0-0	0-0	0-0	1	0	0
Hyche	0-0	0-0	0-0	1	1	0
Hughes	0-0	0-0	0-0	5	1	0
<b>Totals</b>	<b>26-56</b>	<b>11-28</b>	<b>6-6</b>	<b>41</b>	<b>21</b>	<b>69</b>

Syracuse	FG	3FG	FT	RB	A	PT
Burgan	6-11	2-4	5-6	7	2	19
Wallace	6-14	1-1	8-10	4	2	21
Hill	7-11	0-0	1-2	2	1	15
Sims	3-5	1-3	4-4	5	9	11
Cipolla	3-9	1-3	2-2	1	1	9
Reafsnnyder	1-3	0-0	0-0	2	0	2
Janulis	0-2	0-1	0-0	0	0	0
<b>Totals</b>	<b>26-55</b>	<b>5-12</b>	<b>20-24</b>	<b>21</b>	<b>15</b>	<b>77</b>

FG Pct: MSU 46%, SU 47%. 3FG Pct: MSU 39%, SU 42%. FT Pct: MSU 100%, SU 83%.  
Halftime Score: MSU 36, SU 36. Officials:  
Pattillo, Scagliotta, Sanzere.

## 1995 NCAA WEST REGIONAL FIRST ROUND

MISSISSIPPI STATE 75, SANTA CLARA 67  
MARCH 17, 1995 • BOISE, ID  
BSU PAVILION (11,853)

Santa Clara	FG	3FG	FT	RB	A	PT
Dunne	4-9	0-1	3-4	5	1	11
Sedlock	4-7	1-2	0-0	2	2	9
Zurek	3-10	0-1	2-2	4	0	8
Nash	7-13	4-9	4-4	7	2	22
Garnett	5-11	1-5	0-0	4	2	11
Jones	0-0	0-0	0-0	0	0	0
Anderson	1-3	0-1	0-0	0	1	2
Pierce	0-3	0-0	1-2	1	0	1
Von Buchwaldt	0-1	0-0	0-0	1	0	0
Graves	1-1	0-0	1-1	1	0	3
<b>Totals</b>	<b>25-58</b>	<b>6-19</b>	<b>11-13</b>	<b>29</b>	<b>8</b>	<b>67</b>

MSU	FG	3FG	FT	RB	A	PT
Grant	3-8	2-6	0-0	2	5	8
Price	2-3	0-0	0-0	1	1	4
Dampier	4-6	0-0	5-7	9	0	13
Honore	6-8	4-5	0-2	1	2	16
D. Wilson	4-12	2-9	9-10	6	5	19
Bullard	2-3	1-2	0-0	2	0	5
Hughes	0-0	0-0	0-0	1	0	0
Walters	3-7	0-0	0-0	6	2	6
B. Wilson	2-3	0-0	0-0	0	0	4
<b>Totals</b>	<b>26-50</b>	<b>9-22</b>	<b>14-19</b>	<b>30</b>	<b>15</b>	<b>75</b>

FG Pct: SCU 43%, MSU 52%. 3FG Pct: SCU 32%, MSU 41%. FT Pct: SCU 85%, MSU 74%.  
Halftime Score: MSU 36, SCU 29. Officials:  
Paparo, Hartzell, Lickliter.

# MSU NCAA TOURNAMENT RESULTS PRE-COACH RICK STANSBURY

## 1995 NCAA WEST REGIONAL SECOND ROUND

**MISSISSIPPI STATE 78, UTAH 64**  
**MARCH 19, 1995 • BOISE, ID**  
**BSU PAVILION (11,886)**

MSU	FG	3FG	FT	RB	A	PT
Grant	.5-10	4-5	1-2	4	3	15
Price	.0-2	0-0	0-0	5	2	0
Dampier	.9-13	0-0	3-4	10	0	21
Honore	.2-9	0-4	2-2	0	3	6
D. Wilson	.10-20	2-8	10-10	7	1	32
Bullard	.0-2	0-1	0-0	2	1	0
Hughes	.1-1	0-0	0-0	3	0	2
Walters	.1-4	0-0	0-2	8	0	2
B. Wilson	.0-0	0-0	0-0	0	0	0
<b>Totals</b>	<b>.28-61</b>	<b>6-18</b>	<b>16-20</b>	<b>40</b>	<b>10</b>	<b>78</b>

Utah	FG	3FG	FT	RB	A	PT
Carroll	.1-2	1-2	2-2	1	1	5
Van Horn	.8-20	0-3	5-5	6	0	21
Melmeth	.2-7	0-0	0-0	4	2	4
Preston	.3-4	0-0	0-0	3	2	6
Jessie	.4-10	1-2	4-5	8	4	13
Rydalch	.2-9	2-7	0-0	2	1	6
Hansen	.0-0	0-0	0-0	0	0	0
Jensen	.2-3	0-0	3-4	4	2	7
Doleac	.1-10	0-0	0-1	8	0	2
<b>Totals</b>	<b>.23-65</b>	<b>4-14</b>	<b>14-17</b>	<b>40</b>	<b>12</b>	<b>64</b>

FG Pct: MSU 46%, Utah 35%. 3FG Pct: MSU 33%, Utah 29%. FT Pct: MSU 80%, Utah 82%.  
Halftime Score: MSU 35, Utah 22. Officials: Paparo, Hartzell, Welmer.

## 1995 NCAA WEST REGIONAL SEMIFINALS

**UCLA 86, MISSISSIPPI STATE 67**  
**MARCH 23, 1995 • OAKLAND, CA**  
**OAKLAND COLISEUM-ARENA (14,399)**

MSU	FG	3FG	FT	RB	A	PT
Grant	.1-8	0-5	0-0	10	3	2
Price	.3-5	0-0	0-0	2	3	6
Dampier	.4-4	0-0	3-4	4	1	11
Honore	.2-10	2-7	0-0	4	5	6
D. Wilson	.7-21	5-14	3-5	6	3	22
Bullard	.3-9	2-6	2-2	3	2	10
Hughes	.0-0	0-0	0-0	1	0	0
Walters	.3-5	0-0	4-6	7	1	10
Young	.0-0	0-0	0-0	0	0	0
B. Wilson	.0-0	0-0	0-0	0	0	0
<b>Totals</b>	<b>.23-62</b>	<b>9-32</b>	<b>12-17</b>	<b>41</b>	<b>18</b>	<b>67</b>

UCLA	FG	3FG	FT	RB	A	PT
E. O'Bannon	.8-14	3-6	2-3	8	1	21
C. O'Bannon	.3-7	0-1	3-4	5	2	9
Zidek	.5-11	0-0	1-4	2	0	11
Edney	.4-6	1-2	1-2	3	8	10
Bailey	.3-11	0-2	6-9	5	2	12
Dollar	.0-1	0-0	2-6	6	2	2
Myers	.0-0	0-0	0-0	0	0	0
Dempsey	.0-0	0-0	0-0	0	0	0
Nwankwo	.0-1	0-0	4-4	0	1	4
Givens	.2-2	0-0	0-0	2	0	4
Henderson	.2-3	0-0	4-5	2	1	8
Johnson	.1-2	0-0	3-6	3	1	5
<b>Totals</b>	<b>.28-58</b>	<b>4-11</b>	<b>26-43</b>	<b>39</b>	<b>18</b>	<b>86</b>

FG Pct: MSU 37%, UCLA 48%. 3FG Pct: MSU 28%, UCLA 36%. FT Pct: MSU 71%, UCLA 61%.  
Halftime Score: UCLA 40, MSU 19. Officials: Silvestre, Monje, Wood.

## 1991 NCAA EAST REGIONAL FIRST ROUND

**EASTERN MICHIGAN 76, MISSISSIPPI ST. 56**  
**MARCH 15, 1991 • SYRACUSE, NY**  
**CARRIER DOME (14,436)**

EMU	FG	3FG	FT	RB	A	PT
Hallas	.4-6	0-0	1-1	6	3	9
Ca. Thomas	.5-9	4-7	2-3	3	2	16
Kennedy	.9-13	0-0	4-6	16	1	22
Ch. Thomas	.2-6	2-5	3-4	4	6	9
Neely	.6-16	0-0	5-8	7	5	17
Boykin	.0-1	0-0	0-1	0	0	0
Lewis	.0-1	0-0	1-2	1	3	1
Felder	.0-1	0-0	0-0	0	1	0
Frasor	.1-1	0-0	0-0	1	0	2
Pangas	.0-0	0-0	0-0	1	0	0
<b>Totals</b>	<b>.27-54</b>	<b>6-12</b>	<b>16-25</b>	<b>43</b>	<b>21</b>	<b>76</b>

MSU	FG	3FG	FT	RB	A	PT
Carter	.6-19	1-5	0-0	6	3	13
Burns	.8-18	0-1	6-8	7	2	22
Nichols	.2-4	0-0	0-0	6	1	4
Hartsfield	.2-8	1-3	0-0	2	4	5
Smith	.1-4	0-0	0-0	4	3	2
Watts	.3-7	2-3	2-2	3	2	10
Morris	.0-0	0-0	0-0	0	0	0
Watson	.0-0	0-0	0-0	0	0	0
Hooper	.0-2	0-1	0-0	1	1	0
Peterson	.0-0	0-0	0-0	0	0	0
<b>Totals</b>	<b>.22-62</b>	<b>4-13</b>	<b>8-10</b>	<b>31</b>	<b>16</b>	<b>56</b>

FG Pct: EMU 50%, MSU 35%. 3FG Pct: EMU 50%, MSU 31%. FT Pct: EMU 64%, MSU 80%.  
Halftime Score: EMU 35, MSU 28. Officials: Moreau, Borucki, Askew.

## 1963 NCAA MIDEAST REGIONAL FIRST ROUND

**LOYOLA (CHICAGO) 61, MISSISSIPPI ST. 51**  
**MARCH 15, 1963 • EAST LANSING, MI**  
**JENISON FIELD HOUSE (12,143)**

MSU	FG	FT	RB	PT
Mitchell	.6-10	2-5	11	14
Gold	.3-9	5-7	3	11
Brinker	.3-6	3-5	7	9
Hutton	.5-9	0-2	1	10
Stroud	.3-15	1-1	3	7
Nichols	.0-0	0-0	0	0
<b>Totals</b>	<b>.20-49</b>	<b>11-20</b>	<b>35</b>	<b>51</b>

Loyola	FG	FT	RB	PT
Harkness	.7-11	6-7	9	20
Rouse	.8-24	0-0	19	16
Hunter	.3-13	6-7	10	12
Egan	.1-9	0-1	1	2
Miller	.5-9	1-1	4	11
Wood	.0-0	0-0	1	0
<b>Totals</b>	<b>.24-66</b>	<b>13-16</b>	<b>48</b>	<b>61</b>

FG Pct: MSU 41%, LU 36%. FT Pct: MSU 55%, LU 81%. Halftime Score: LU 26, MSU 19.

## 1963 NCAA MIDEAST REGIONAL CONSOLATION GAME

**MISSISSIPPI STATE 65, BOWLING GREEN 60**  
**MARCH 16, 1963 • EAST LANSING, MI**  
**JENISON FIELD HOUSE**

MSU	FG	FT	RB	PT
Mitchell	.5-14	13-16	8	23
Brinker	.2-6	3-3	10	7
Shows	.2-5	1-3	7	5
Hutton	.5-11	4-7	3	14
Stroud	.5-13	3-3	2	13
Williams	.0-5	1-2	6	1
Posey	.0-1	0-0	2	0
Nichols	.1-1	0-1	4	2
<b>Totals</b>	<b>.20-56</b>	<b>25-35</b>	<b>51</b>	<b>65</b>

BGSU	FG	FT	RB	PT
Junior	.3-12	3-3	5	9
Chatman	.0-2	0-1	6	0
Thurmond	.6-22	7-10	31	19
Haley	.1-1	0-0	1	2
Komives	.7-26	6-7	2	20
Reynolds	.0-3	0-0	0	0
Gilbert	.1-3	2-3	2	4
Chapman	.0-3	0-0	3	0
Pepin	.2-3	0-0	1	4
Baker	.1-5	0-0	1	2
<b>Totals</b>	<b>.21-80</b>	<b>18-24</b>	<b>60</b>	<b>60</b>

FG Pct: MSU 36%, BGSU 26%. FT Pct: MSU 71%, BGSU 75%. Halftime Score: MSU 34, BGSU 26.



