



MISSISSIPPI STATE 2008-09 MEN'S BASKETBALL

Game #1 - Mississippi State (0-0) vs. Centenary (0-0)
Saturday, November 15, 2008 • 2 p.m. • Starkville, MS
Humphrey Coliseum (10,500)

Mississippi State Athletic Media Relations • PO Box 5308 • MSU, MS 39762

Men's Basketball SID: Gregg Ellis

Phone: 662-325-3595

Email: gellis@athletics.msstate.edu

2008-09 MSU RESULTS (0-0)

DATE	OPPONENT (TV)	SCORE/TIME
Nov. 1	Montevallo (Exh.)	88-59
Nov. 8	OKLAHOMA CITY (Exh.)	67-65
Nov. 15	CENTENARY	2 p.m.
Nov. 17	UL MONROE	7 p.m.
Nov. 19	#NORTH ALABAMA	7 p.m.
Nov. 22	#FAIRLEIGH DICKINSON	6 p.m.
Nov. 25	at St. Bonaventure	6 p.m.
Nov. 28	^Washington State	4:30 p.m.
Nov. 29	^Pittsburgh/Texas Tech	4:30/6:30 p.m.
Dec. 6	ALABAMA STATE	2 p.m.
Dec. 10	CHARLOTTE	7 p.m.
Dec. 13	SOUTH ALABAMA	7 p.m.
Dec. 18	!Cincinnati (ESPN2)	2 p.m.
Dec. 22	*Nicholls State	2 p.m.
Dec. 30	SAN DIEGO (FSN)	4 p.m.
Jan. 3	HOUSTON (CSS)	7 p.m.
Jan. 5	WESTERN KENTUCKY (CSS)	7 p.m.
Jan. 10	at Arkansas (FSN)	1 p.m.
Jan. 14	ALABAMA	8 p.m.
Jan. 17	VANDERBILT (FSN)	2 p.m.
Jan. 21	at LSU	4 p.m.
Jan. 24	at Georgia (ESPN2)	7 p.m.
Jan. 31	OLE MISS (Raycom)	6 p.m.
Feb. 3	at Kentucky	7 p.m.
Feb. 7	ARKANSAS (Raycom)	6 p.m.
Feb. 11	LSU	3 p.m.
Feb. 14	at Auburn (FSN)	7 p.m.
Feb. 18	SOUTH CAROLINA	3 p.m.
Feb. 21	at Alabama	7 p.m.
Feb. 25	at Tennessee (Raycom)	3 p.m.
Feb. 28	AUBURN	7 p.m.
Mar. 4	FLORIDA	8 p.m.
Mar. 7	at Ole Miss	TBA
M. 12-15	at SEC Tournament (Raycom/CBS)	TBA

- Legends Classic, regional rounds (Starkville, Miss.)

^ - Legends Classic, championship rounds (Newark, N.J.)

! - SEC/Big East Challenge (Cincinnati, Ohio)

* - at Jackson (Mississippi Coliseum)

+ - at Tampa, Fla. (St. Pete Times Forum)

MSU-Centenary Game Facts

MISSISSIPPI STATE BULLDOGS

Coach: Rick Stansbury
Alma Mater: (Campbellsville, 1982)
MSU Record: 208-115 (11th year)
Career Record: 208-115 (11th year)

CENTENARY GENTS

Coach: Greg Gary
Alma Mater: (Tulane)
School Record: 0-0 (1st year)
Career Record: 0-0 (1st year)

SERIES INFORMATION

Series Record: MSU leads, 5-0
Last Meeting: 98-76, MSU (Dec. 11, 1999)

MISSISSIPPI STATE BULLDOGS (0-0)

Pos.	No.	Name	Ht.	Wt.	Cl.	Hometown	PPG	RPG	APG
F	24	Kodi Augustus	6-8	220	So.	Baton Rouge, LA	4.5	3.5	1.5 bpg
C	32	Jarvis Varnado	6-9	210	Jr.	Brownsville, TN	14.5	12.5	8.0 bpg
G	3	Dee Bost	6-2	170	Fr.	Concord, NC	12.0	3.0	6.5
G	22	Barry Stewart	6-3	170	Jr.	Shelbyville, TN	10.5	3.5	2.5
G	2	Ravern Johnson	6-7	175	So.	Lyon, MS	14.5	4.5	1.0
F	5	Romero Osby	6-8	230	Fr.	Meridian, MS	5.0	5.5	0.5
G	13	Riley Benock	6-4	180	So.	Battletown, KY	0.0	2.5	2.0

Note: Statistics are from exhibition games

CENTENARY (0-0)

Pos.	No.	Name	Ht.	Wt.	Cl.	Hometown	PPG	RPG	APG
G	1	Nick Stallings	6-1	190	Sr.	New Orleans, LA			
G/F	3	Anthony Gatlin	6-1	175	Jr.	Las Vegas, NV			
G	11	Chase Adams	5-10	190	Jr.	Baltimore, MD			
G	22	Daman Starring	6-4	190	Fr.	Lake Forest, CA			
F	30	Jerrald Bonham	6-8	220	Jr.	Plano, TX			
G	2	Roman Tubner	6-0	180	So.	Montgomery, AL			
G	15	Gary Redus II	6-6	180	So.	Decatur, AL			

Officials: Doug Shows, Ron Groover, Tracy Woodson

BULLDOGS OPEN REGULAR SEASON AGAINST CENTENARY

After posting a 2-0 ledger in exhibition play, Mississippi State now turns its attention toward the regular season, where on Saturday the Bulldogs open their 97th year of basketball against Centenary. For MSU, the game will mark the 11th season on the sidelines for coach Rick Stansbury. For the Gents, it will be the debut of first-year coach Greg Gary.

MSU ENJOYS SEASON-OPENING SUCCESS UNDER RICK STANSBURY

In his first 10 years as MSU's head basketball coach, Rick Stansbury has guided the Bulldogs to an 8-2 mark in season openers, including last year's 75-45 victory against Louisiana Tech. In lid-lifters at Humphrey Coliseum, Stansbury sports a 6-1 ledger, while on the road he's 2-1. All-time, MSU is 75-21. And dating back to the 1986-87 campaign, State has won 19 of its last 22 openers.

LOOKING FOR NEW SCORING

With just two starters returning from last year's 23-11 squad that captured its second-straight Western Division crown, the Bulldogs need new scorers to step up. With the departure of Jamont Gordon, Charles Rhodes and Ben Hansbrough, MSU lost 57.7 percent of its scoring from 2007-08 (1,436 of the 2,489 total points). The two starters that return are Barry Stewart and Jarvis Varnado, who accounted for 26.5 percent of the scoring (660 points).

NEW ROSTER FEATURES YOUNG PUPS

Six new players currently comprise MSU's preseason roster, and of that total, five logged minutes in the two exhibition games - Jacquese Holcombe, Dee Bost, Romero Osby, Christopher Gay, and Taylor Luczak. The only newcomer that didn't see action was Twany Beckham, who was nursing a leg injury. The roster also features 10 returning lettermen. Of that total, only three started - Barry Stewart (34), Jarvis Varnado (34) and Phil Turner (11).

A LOOK BACK AT 2007-08

Mississippi State captured the Western Division crown in 2008 for the second year in a row and the fourth time in the last six years. The Bulldogs posted an overall 23-11 ledger, including a 12-4 mark in SEC play, and advanced to the second round of the NCAA Tournament, where they lost to eventual runner-up Memphis in a nailbiter, 77-74. Also last year, Rick Stansbury became the school's all-time winningest coach, passing Richard Williams.

MISSISSIPPI STATE QUICK FACTS

LOCATION:

Starkville, Mississippi

FOUNDED:

February 28, 1878

CONFERENCE:

Southeastern (SEC Western Division)

ENROLLMENT:

17,824 (Spring 2008)

COLORS:

Maroon (PMS 202) and White

NICKNAME (MASCOT):

Bulldogs (Bully)

HOME COURT (CAPACITY):

Humphrey Coliseum (10,500)

ALL-TIME RECORD IN HOME ARENA:

328-126 (.722) since 1975-76

ALL-TIME LARGEST HOME CROWD:

10,735 (Feb. 7, 2004 vs Ole Miss)

INTERIM PRESIDENT:

Dr. Roy H. Ruby (Mississippi State, 1961)

FACULTY ATHLETICS REPRESENTATIVE:

Dr. Steven C. Turner (Mercer, 1975)

DIRECTOR OF ATHLETICS:

Greg Byrne (Arizona State, 1994)

HEAD BASKETBALL COACH:

Rick Stansbury (Campbellsville, 1982)

MSU Record: 208-115 (11th season)

Career Record: 208-115 (11th season)

ASSISTANT BASKETBALL COACHES:

Robert Kirby (Pan American, 1983)

Phil Cunningham (Campbellsville, 1990)

Marcus Grant (Mississippi State, 1995)

COORDINATOR OF BASKETBALL OPERATIONS:

Talvis Franklin (Mississippi State, 2007)

BASKETBALL TRAINER:

Scott Johnson (UT-Chattanooga, 1998)

BASKETBALL SID:

Gregg Ellis (Ole Miss, 1994)

2007-08 SEASON RECORDS:

Overall Record: 23-11

SEC Record: 12-4, First in West

FIRST YEAR OF MSU BASKETBALL:

1908-09 (1,225-1,031 in 97th Season)

NCAA TOURNAMENT APPEARANCES:

9 (2008, 2005-04-03-02, 1996-95, '91, '63) -- 11-9

BEST NCAA TOURNAMENT FINISHES:

1996 Final Four; 1995 Sweet Sixteen

NIT APPEARANCES:

6 (2007-2001-1999-1994-1990-1979) -- 6-6

BEST NIT FINISH:

2007 National Semifinals

SEC TOURNAMENT CHAMPIONSHIPS:

2 (2002-1996)

SEC OVERALL CHAMPIONSHIPS:

6 (2004-1991-1963-1962-1961-1959)

SEC WESTERN DIVISION TITLES:

6 (2008-2007-2004-2003-1996-1995)

BULLDOGS RATE FIRST AMONG WINNINGEST SEC WEST TEAMS SINCE 1998-99

Since 11th-year head coach Rick Stansbury took over Mississippi State's basketball coaching duties from Richard Williams in 1998, the Bulldogs rate as the winningest SEC Western Division team and the third-winningest hoops program overall in the league behind perennial SEC Eastern Division front-runners Florida and Kentucky. Over the last 10 seasons, MSU's composite record of 208-115 (.644) ranks behind only Florida [258-83 (.757)] and Kentucky [246-92 (.728)].

In regular-season SEC play, the Bulldogs (87-73) are the winningest SEC West program and rank fourth overall in the league (also behind SEC East foes Kentucky, Florida & Tennessee) since 1998-99.

Additionally, Mississippi State ranks tied for fifth behind Kentucky (17-6), Florida (15-6), Arkansas (13-9) and South Carolina (11-10) in collective SEC Tournament wins dating back to the 1999 postseason. MSU (10-9) is one ahead of LSU (9-9) with 10 victories in SEC Tournament play since 1999, including a league tournament title in 2002 and a school-first second straight appearance in the SEC Tournament championship game the following year.

TRACKING THE WINNINGEST SEC BASKETBALL PROGRAMS SINCE 1998-99

School	Overall Record	School	SEC Record	School	SECT Record
Florida	258-83 (.757)	Kentucky	118-42 (.738)	Kentucky	17-6 (.739)
Kentucky	246-92 (.728)	Florida	108-52 (.675)	Florida	15-7 (.682)
Mississippi State	208-115 (.644)	Tennessee	97-63 (.606)	Arkansas	13-9 (.591)
Tennessee	205-110 (.651)	Mississippi State	87-73 (.544)	South Carolina	11-10 (.524)
Alabama	198-124 (.615)	Alabama	81-79 (.506)	Mississippi State	10-9 (.526)

IN THE LAST TWO YEARS, MSU HAS WON 28 GAMES AT 'THE HUMP'

Over the course of the last decade, Mississippi State's Humphrey Coliseum has become a difficult venue for opposing teams. In the last two years alone, the Bulldogs have posted a 28-6 mark for an .824 winning percentage. The Bulldogs have now reached twin-digit home wins during each of coach Rick Stansbury's previous 10 seasons at the MSU helm.

Mississippi State is now 122-28 (.813) overall at Humphrey Coliseum under Stansbury's direction, including a 60-20 (.750) SEC mark and a 62-8 (.886) record against non-conference opponents.

The Bulldogs have now compiled a 32-season composite record of 328-126 (.722) at "The Hump" since Mississippi State's basketball facility opened prior to the 1975-76 campaign.

TRACKING THE BULLDOGS' HOME SUCCESS UNDER RICK STANSBURY'S GUIDANCE

Season	Overall Record	SEC Win %	Non-SEC Record	Non-SEC Win %	Record	Win %
1998-99	12-2	.857	6-2	.750	6-0	1.000
1999-00	10-4	.714	4-4	.500	6-0	1.000
2000-01	13-4	.765	6-2	.750	7-2	.778
2001-02	13-1	.929	7-1	.875	6-0	1.000
2002-03	12-2	.857	7-1	.875	5-1	.833
2003-04	12-2	.857	6-2	.750	6-0	1.000
2004-05	11-2	.846	6-2	.750	5-0	1.000
2005-06	11-5	.688	5-3	.625	6-2	.750
2006-07	16-3	.842	6-2	.750	10-1	.909
2007-08	12-3	.800	7-1	.875	5-2	.714
10-YEAR TOTALS	122-28	.813	60-20	.750	62-8	.886

RICK STANSBURY'S CAREER RECORD AS HEAD BASKETBALL COACH AT MSU

Season	Overall	SEC/Finish	Postseason	SEC Highlights
1998-99	20-13	8-8/t-3rd (W)	NIT (1st Rnd)	Semis of SEC Tournament
1999-00	14-16	5-11/t-5th (W)		
2000-01	18-13	7-9/t-4th (W)	NIT (Quarters)	
2001-02	27-8	10-6/2nd (W)	NCAA (2nd Rnd)	2nd in SEC West; Won SEC trny title
2002-03	21-10	9-7/1st (W)	NCAA (1st Rnd)	1st in SEC West; Finals of SEC trny
2003-04	26-4	14-2/1st	NCAA (2nd Rnd)	1st in SEC; 1st in SEC West
2004-05	23-11	9-7/3rd (W)	NCAA (2nd Rnd)	4th straight winning season in SEC play
2005-06	15-15	5-11/4th (W)		
2006-07	21-14	8-8/t-1st (W)	NIT (Semifinals)	T-1st in SEC West; Semis of SEC trny
2007-08	23-11	12-4/1st (W)	NCAA (2nd Rnd)	Semis of SEC Tournament
10-year totals	208-115	87-73 (.521)	5 NCAA; 3 NIT; 1 SEC title; 4 West titles; 1 SEC trny title	

DID YOU KNOW . . .

There are two numbers 11th-year Mississippi State coach Rick Stansbury is keeping an eye on - 31 and 2. With just two more SEC victories, Stansbury will tie Richard Williams' total of 89 for the most in school history. And with 31 more games under his belt, he'll tie Williams record mark of 354 games coached.

National Polls

(Oct. 30, 2008)

USA Today/ESPN Coaches

TW	Team	PTS
1.	North Carolina	775
2.	Connecticut	707
3.	Louisville	694
4.	UCLA	650
5.	Duke	578
6.	Pittsburgh	576
7.	Michigan State	572
8.	Texas	539
9.	Notre Dame	525
10.	Purdue	465
11.	Gonzaga	437
12.	Memphis	425
13.	Tennessee	408
14.	Oklahoma	387
15.	Arizona State	304
16.	Miami [FL]	233
17.	Marquette	219
18.	Georgetown	175
19.	Florida	161
20.	Davidson	158
T21.	Southern Cal	153
T21.	Wisconsin	153
23.	Kansas	130
24.	Wake Forest	129
25.	Villanova	122

Associated Press

(Oct. 31, 2008)

1.	North Carolina	1,800
2.	Connecticut	1,661
3.	Louisville	1,638
4.	UCLA	1,487
5.	Pittsburgh	1,319
6.	Michigan State	1,311
7.	Texas	1,259
8.	Duke	1,250
9.	Notre Dame	1,243
10.	Gonzaga	1,162
11.	Purdue	1,099
12.	Oklahoma	987
13.	Memphis	977
14.	Tennessee	920
15.	Arizona State	645
16.	Marquette	592
17.	Miami [FL]	570
18.	Southern Cal	414
19.	Florida	403
20.	Davidson	347
21.	Wake Forest	312
22.	Georgetown	311
23.	Villanova	256
24.	Kansas	233
25.	Wisconsin	196

2008-09 Mississippi State University Bulldogs

No.	Name	Pos.	Ht.	Wt.	Cl.	Exp.	Hometown (Previous School)
24	Kodi Augustus	F	6-8	220	So.	1L	Baton Rouge, LA (Maine Central Institute)
45	Elgin Bailey	F/C	6-8	254	So.	1L	New Orleans, LA (Belaire HS)
4	Twany Beckham	G	6-5	190	Fr.	HS	Louisville, KY (New Hampton [NH] School)
15	Riley Benock	G	6-4	180	So.	1L	Battletown, KY (Meade County HS)
33	Brandon Bolen	G	6-3	195	So.	1L	Madison, MS (Madison-Ridgeland Academy)
3	Dee Bost	G	6-2	170	Fr.	HS	Concord, NC (Hargrave Military Academy)
14	Rod Bryant	G	6-1	165	So.	1L	Birmingham, AL (G.W. Carver HS)
10	Christopher Gay	G	6-0	180	Sr.	TR	Hattiesburg, MS (William Carey College)
1	Jacquese Holcombe	F	6-6	205	Jr.	JC	College Park, GA (Georgia Perimeter Co.)
44	Brian Johnson	F/C	6-9	245	Sr.	1L	Laurinburg, NC (University of Louisville)
2	Ravarn Johnson	G/F	6-7	175	So.	1L	Lyon, MS (Coahoma County HS)
20	Taylor Luczak	F	6-8	220	Fr.	HS	Glens Falls, NY (Glens Falls Senior HS)
5	Romero Osby	F	6-8	230	Fr.	RS	Meridian, MS (Northeast Lauderdale HS)
22	Barry Stewart	G	6-3	170	Jr.	2L	Shelbyville, TN (Shelbyville Central HS)
25	Phil Turner	G	6-3	170	So.	1L	Grenada, MS (Grenada HS)
32	Jarvis Varnado	F/C	6-9	210	Jr.	2L	Brownsville, TN (Haywood HS)

Numerical Roster

No.	Name	Pos.	Ht.	Wt.	Cl.	Exp.	Hometown (Previous School)
1	Jacquese Holcombe	F	6-6	205	Jr.	JC	College Park, GA (Georgia Perimeter Co.)
2	Ravarn Johnson	G/F	6-7	175	So.	1L	Lyon, MS (Coahoma County HS)
3	Dee Bost	G	6-2	170	Fr.	HS	Concord, NC (Hargrave Military Academy)
4	Twany Beckham	G	6-5	190	Fr.	HS	Louisville, KY (New Hampton [NH] School)
5	Romero Osby	F	6-8	230	Fr.	RS	Meridian, MS (Northeast Lauderdale HS)
10	Christopher Gay	G	6-0	180	Sr.	TR	Hattiesburg, MS (William Carey College)
14	Rod Bryant	G	6-1	165	So.	1L	Birmingham, AL (G.W. Carver HS)
15	Riley Benock	G	6-4	180	So.	1L	Battletown, KY (Meade County HS)
20	Taylor Luczak	F	6-8	220	Fr.	HS	Glens Falls, NY (Glens Falls Senior HS)
22	Barry Stewart	G	6-3	170	Jr.	2L	Shelbyville, TN (Shelbyville Central HS)
24	Kodi Augustus	F	6-8	220	So.	1L	Baton Rouge, LA (Maine Central Institute)
25	Phil Turner	G	6-3	170	So.	1L	Grenada, MS (Grenada HS)
32	Jarvis Varnado	F/C	6-9	210	Jr.	2L	Brownsville, TN (Haywood HS)
33	Brandon Bolen	G	6-3	195	So.	1L	Madison, MS (Madison-Ridgeland Academy)
44	Brian Johnson	F/C	6-9	245	Sr.	1L	Laurinburg, NC (University of Louisville)
45	Elgin Bailey	F/C	6-8	254	So.	1L	New Orleans, LA (Belaire HS)

Head Coach: Rick Stansbury (Campbellsville, 1982 - 11th year)

Asst. Coach: Robert Kirby (Pan American, 1983 - 11th year)

Asst. Coach: Phil Cunningham (Campbellsville, 1990 - 9th year)

Asst. Coach: Marcus Grant (Mississippi State, 1995 - 5th year)

Coord. of BB Ops: Talvis Franklin (Mississippi State, 2007 - 2nd year)

PRONUNCIATION GUIDE

KODI AUGUSTUS: CO-DEE
 TWANY BECKHAM: TWAHN-NEE
 RILEY BENOCK: BEE-KNOCK
 JACQUESE HOLCOMBE: JOCK-WHEECE
 RAVARN JOHNSON: RAY-VERN
 TAYLOR LUCZAK: LOU-ZACK
 ROMERO OSBY: RO-MARE-OH OZ-BEE
 JARVIS VARNADO: VUR-NAR-DOE

Mississippi State Basketball Roster Breakdown

By Class:

Seniors	Juniors	Sophomores	Freshman
Christopher Gay	Jacquese Holcombe	Kodi Augustus	Twany Beckham
Brian Johnson	Barry Stewart	Elgin Bailey	Dee Bost
	Jarvis Varnado	Riley Benock	Taylor Luczak
		Brandon Bolen	Romero Osby
		Rod Bryant	
		Ravarn Johnson	
		Phil Turner	

By State:

Mississippi: Brandon Bolen, Christopher Gay, Ravarn Johnson, Romero Osby, Phil Turner
Tennessee: Barry Stewart, Jarvis Varnado
Kentucky: Twany Beckham, Riley Benock
Louisiana: Kodi Augustus, Elgin Bailey
North Carolina: Dee Bost, Brian Johnson
Alabama: Rod Bryant
Georgia: Jacquese Holcombe
New York: Taylor Luczak

MISSISSIPPI STATE PRESEASON AWARDS

In the 2008 Southeastern Conference media poll, Mississippi State, the two-time defending Western Division champions, was picked to finish fourth in the West behind Alabama, LSU and Ole Miss, respectively. From an individual standpoint, Bulldogs junior forward Jarvis Varnado was named first-team All-SEC by the league coaches, while the media voted him second-team back in October. Nationally, true freshman Dee Bost of Concord, N.C., was tabbed honorable mention freshman All-American by CollegeHoops.net.

CENTENARY QUICK FACTS

Nickname:Gents
Colors:Maroon and White
Conference:The Summit League
2007-08 Record:10-21
Conference:4-14, last
Starters returning/lost:3/2
Lettermen returning/lost:6/7
Sports Information Director:Tony Black
SID Phone:1-318-841-7260

EXHIBITION 1

MSU 88, MONTEVALLO 59

Nov. 1, 2008 • STARKVILLE, MS

In the season's first of two exhibition contests, Mississippi State rode a double-double performance from junior Jarvis Varnado to take care of visiting Montevallo 88-59 at Humphrey Coliseum.

Varnado, the reigning National Defensive Player of the Year, recorded 17 points on 7-of-9 shooting from the floor to go along with his game-high 12 rebounds. He also blocked eight shots after leading the nation in blocked shots a year ago with 157. Sophomore Ravern Johnson led all scorers on the night with an 8-of-14 performance from the field for a total of 19 points, while freshman Romero Osby pitched in the team's second double-double with 10 points and 11 boards. Dee Bost scored 13 points and handed out seven assists to just two turnovers in the win.

Junior guards Marcus Lancaster and Freddy Little led Montevallo in scoring with 10 points apiece on a collective 8-of-25 shooting performance, while junior forward Nate Flowers led the squad in rebounding with nine boards.

Ranking second nationally in team field-goal percentage defense last year, the Bulldogs followed suit by holding Montevallo to just 23-of-71 shooting from the floor for a 32.6% mark. Also specializing in blocks as a team by ranking second nationally in that category a year ago, MSU swatted 13 shots on the evening. Leading Montevallo in rebounding at halftime 32-21, State never let up and finished the game with a 62-37 advantage.

Montevallo

Player	FG	3FG	FT	RB	PF	PT	A	Min
Flowers f	3-9	0-0	2-5	9	2	8	1	26
Brown f	4-12	0-0	0-1	6	4	8	1	27
Lancaster g	3-8	1-1	3-4	3	1	10	1	23
Humphrey g	2-8	0-4	0-0	0	4	4	0	18
Little g	5-17	0-4	0-1	3	1	10	2	31
Krych	2-4	0-0	5-8	3	4	9	0	15
Ragan	2-7	0-2	0-0	5	0	4	2	23
Hutchinson	0-0	0-0	0-0	0	0	0	1	2
McMillan	0-3	0-2	1-2	2	1	1	1	19
Lynch	1-2	1-2	0-0	0	0	3	0	2
Nelson	0-0	0-0	0-0	0	0	0	0	2
Carlyle	1-1	0-0	0-0	2	3	2	0	12
Team				4				
TOTALS	23-71	2-15	11-21	37	20	59	9	200

Mississippi State

Player	FG	3FG	FT	RB	PF	PT	A	Min
B. Johnson f	1-1	1-1	2-2	5	1	5	0	17
Varnado c	7-9	0-0	3-5	12	1	17	4	24
R. Johnson g	8-14	3-8	0-0	4	2	19	1	24
Bost g	5-12	1-5	2-4	4	2	13	7	32
Stewart g	4-12	2-7	0-0	5	4	10	4	28
Holcombe	1-5	0-3	0-0	3	3	2	0	16
Osby	3-5	0-0	4-6	11	3	10	1	13
Gay	0-1	0-1	0-0	0	0	0	0	2
Benock	0-3	0-3	0-0	4	0	0	3	16
Luczak	0-0	0-0	0-0	1	0	0	1	2
Augustus	2-4	0-1	3-4	5	2	7	2	12
Bolen	0-1	0-0	0-0	1	0	0	0	2
Bailey	1-4	0-0	3-5	4	4	5	0	12
Team				3				
TOTALS	32-71	7-29	17-23	62	22	88	23	200

Halftime: MSU 36, MON 26. FG%: MSU 45.1%, MON 32.4%. 3FG%: MSU 24.1%, MON 13.3%. FT%: MSU 65.4%, MON 52.4%. Turnovers: MSU 21 (Bost, Stewart, Osby, Augustus, Bailey 3), MON 13 (Brown 4). Blocked Shots: MSU 13 (Varnado 8), MON 1 (Carlyle). Steals: MSU 8 (Bost, Benock 2), MON 12 (Ragan 3). Officials: Anthony Jordan, Jeff Nichols, Mike Stuart. Attendance: 2,621.

EXHIBITION 2

MSU 67, OKLAHOMA CITY 65

Nov. 8, 2008 • STARKVILLE, MS

Mississippi State utilized an 18-5 rally in the final minutes to overcome two-time defending NAIA national champion Oklahoma City 67-65 at Humphrey Coliseum in the season's final exhibition outing.

Junior Jarvis Varnado once again flirted with triple-double status in the contest by scoring 12 points, claiming a game-high 13 rebounds, and swatting eight shots after leading the nation in blocks a year ago. Varnado amassed 29 points, 25 rebounds and 16 blocks in State's two exhibition contests.

Senior Brian Johnson fell just a rebound shy of a double-double performance for the Bulldogs with 10 points on 5-of-7 shooting, while standout freshman Dee Bost tallied 11 points and six assists. Junior Barry Stewart and sophomore Ravern Johnson rounded out State scorers in double digits with 11 and 10 points, respectively.

Forward Jamarcus Ellis led the Stars with a game-high 26 points on 10-of-24 shooting along with five rebounds. Senior Sao Paulo, Brazil native Ricardo De Bem pitched in 11 points and seven rebounds while junior Davell Jackson also contributed 11 points.

The Bulldogs never led until the 1:41 mark of the second half when Ravern Johnson drained a 3-pointer for a 65-63 advantage. However, the Stars answered and evened the score on an Ellis jumper, but with 1:23 left, Varnado gave MSU the lead for good on a dunk.

Oklahoma City

Player	FG	3FG	FT	RB	PF	PT	A	Min
Telo f	3-7	0-3	2-3	4	2	8	2	32
Phillips f	2-5	1-4	0-0	4	4	5	1	28
De Bem c	5-13	0-0	1-3	7	3	11	1	27
Ellis g	10-24	5-11	1-2	5	1	26	2	40
Jackson g	5-11	0-0	1-4	6	2	11	5	40
Jones	1-2	0-0	0-0	3	2	2	0	23
Lovelace	1-1	0-0	0-0	4	1	2	0	10
Team				5				
TOTALS	27-63	6-18	5-12	38	15	65	11	200

Mississippi State

Player	FG	3FG	FT	RB	PF	PT	A	Min
Osby f	0-4	0-2	0-0	0	3	0	0	12
Varnado f	4-10	0-0	4-7	13	2	12	1	24
R. Johnson g	4-9	1-4	1-2	5	1	10	1	24
Bost g	3-7	3-6	2-2	2	3	11	6	24
Stewart g	3-11	3-7	2-2	2	0	11	1	24
Holcombe	1-6	0-1	0-0	4	1	2	0	16
Benock	0-3	0-3	0-0	1	1	0	1	16
Augustus	1-2	0-0	0-0	2	0	2	0	6
Turner	1-3	1-2	0-0	1	2	3	0	16
B. Johnson	5-7	0-0	0-1	9	1	10	1	22
Bailey	3-11	0-0	0-3	10	2	6	0	16
Team				4				
TOTALS	25-73	8-25	9-17	53	16	67	11	200

Halftime: OCU 31 MSU 27. FG%: MSU 34.2%, OCU 42.9%. 3FG%: MSU 32.0%, OCU 33.3%. FT%: MSU 52.9%, OCU 41.7%. Turnovers: MSU 19 (Turner 4), OCU 17 (Ellis 6). Blocked Shots: MSU 11 (Varnado 8), OCU 1 (De Bem 1). Steals: MSU 6 (Six with 1), OCU 11 (Three with 3). Officials: Mike Stuart, Patrick Evans, Chuck Jones. Attendance: 2,592.

Statistical Comparison MSU vs. Centenary

2007-08 Stats	MSU	CEN
2007-08 Record	23-11	10-21
Conference Record	12-4	4-14
Scoring	73.2	70.6
Scoring Defense	65.5	83.3
Scoring Margin	+7.7	-12.7
Field Goal Pct	46.0	40.4
Opp. Field Goal Pct.	37.0	43.5
3-Point FG Percentage	33.4	34.1
Opp. 3-Point FG Pct.	31.7	33.5
Free Throw Percentage	64.6	68.6
Opp. Free Throw Pct.	68.4	62.8
Rebounding Average	40.7	41.0
Opp. Rebounding Ave.	36.6	46.5
Rebound Margin	+4.1	-5.5
Turnovers	15.0	20.5
Turnover Margin	-2.6	-8.5
Assists	13.2	12.8
Blocked Shots	7.9	4.6
Steals	5.9	4.8

Stat Leaders (2007-08) MSU vs. Centenary

Scoring			
MSU	PPG	CEN	PPG
Rhodes	17.4	Hamilton	16.0
Gordon	17.2	Stallings	15.9

Rebounding			
MSU	RPG	CEN	RPG
Varnado	7.8	Martin	4.3
Rhodes	7.8	Glen	4.1

Assists			
MSU	APG	CEN	APG
Gordon	4.9	Adams	4.7
Stewart	2.6	Hamilton	2.7

Blocks			
MSU	BPG	CEN	BPG
Varnado	4.6	Glenn	1.0
Rhodes	1.2	Price	0.6

Steals			
MSU	SPG	CEN	SPG
Stewart	1.3	Adams	2.4
Gordon	1.1	Stallings	1.5

Field Goal Percentage			
MSU	FG%	CEN	FG%
Varnado	64.1	Bonham	55.1
B. Johnson	62.5	Hill	53.3

Three-Point FG Percentage			
MSU	3FG%	CEN	3FG%
Hansbrough	35.8	Hill	45.1
Stewart	33.3	Cortez	40.7

Free Throw Percentage			
MSU	FT%	CEN	FT%
Hansbrough	78.9	King	88.9
B. Johnson	77.3	Adams	78.7

MSTATE OWNS 6-0 RECORD AGAINST SUMMIT LEAGUE

Of the 10 teams that currently comprise the Summit League, the Bulldogs own a perfect record of 6-0. In addition to having a 5-0 mark against Centenary, Mississippi State is 1-0 versus Oral Roberts.

MSU faced the Golden Eagles on Dec. 28, 1978, in Louisville, Ky., for the Louisville Holiday Classic and posted a convincing 91-69 victory.

MSU AIMS FOR CONTINUED NON-CONFERENCE SUCCESS

Including last year's 11-7 ledger against non-conference foes, Mississippi State enters the 2008-09 campaign having compiled a dominant 112-34 (.767) record against non-conference opponents during the **Rick Stansbury** era (since 1998-99), including a 102-25 (.803) regular-season mark versus non-league foes.

NOVEMBER AND HOME DOMINANCE UNDER STANSBURY

Including last year's 3-3 November record, the Bulldogs are 36-12 (.750) in the month of November since **Rick Stansbury** was named head coach.

Dating back to the 1986-87 season when Richard Williams was overseeing the program, Mississippi State owns a composite ledger of 59-15 (.797) in November.

And entering today's season opener against Centenary, MSU has put together a 122-28 (.813) mark at Humphrey Coliseum under Stansbury's guidance, including a 60-20 (.750) SEC record and 62-8 (.886) ledger at home against non-conference foes.

The Bulldogs currently own a four-game winning streak at the Hump and eight out of the last nine. MSU's last setback on its home floor came on Feb. 2 against Tennessee, 76-71. The Volunteers entered the game ranked No. 7 nationally and sporting an 18-2 record.

MISSISSIPPI STATE'S RECORD WHEN . . .

During the **Rick Stansbury** era of Mississippi State hoops, the Bulldogs are: 165-25 when leading at halftime (19-2 last year); 145-30 when shooting 45 percent or better from the field (15-2); 170-53 when the opposition shoots less than 45 percent from the field (21-8); 173-66 when out-rebounding (or tying) the opponent (20-6); and 128-23 when holding the opponent to 65 points or less (13-3).

FRESHMAN ROMERO OSBY HAS NUMBER RETIRED

During his prep days at Northeast Lauderdale in Meridian, Miss., freshman forward **Romero Osby** played a major role in the Trojans' success.

In early November, the school honored his accomplishments by retiring his No. 24 jersey.

It's only fitting considering he departed there with five major statistical records - points, rebounds, assists, blocks and steals.

He was also named first-team All-Division four times and first-team All-State on two occasions. He was also on the Mississippi Association of Coaches' North All-Star team in addition to representing his state in the Mississippi/Alabama All-Star game.

At Mississippi State, he wears the No. 5 jersey.

NOW THAT HAS A FAMILIAR RING

Last year, the Bulldogs led the Southeastern Conference in scoring defense (65.5), field goal percentage defense (.370), rebounding offense (40.7) and blocked shots (7.85).

Compared to their two exhibition games, those same numbers were quite similar. In the two wins against Montevallo and Oklahoma City, MSU yielded just 62 points, limited the opposing offense to just 37.3 percent shooting, averaged 57.5 rebounds and blocked a total of 24 shots. Jarvis Varnado, who led the nation a year ago with a school-record 157 blocks, totaled 16.

MISSISSIPPI-LOUISIANA CONNECTIONS

MSU currently has two players on its roster from Louisiana - **Elgin Bailey** and **Kodi Augustus**. Centenary, however, doesn't have anyone on its roster from the Magnolia State, although guard **Nick Stallings** played at Southwest Mississippi Community College in Summit.

Stansbury Era Openers

In the 10 season openers with **Rick Stansbury** at the helm, the Bulldogs are 8-2. The following is his breakdown.

1999
@ Ark.-Pine Bluff W 105-33

2000
vs. Alabama A&M W 89-67

2001
at California L ot 76-83

2002
vs. Nicholls State W 95-59

2003
vs. La.-Lafayette L 76-79

2004
! Fairfield W 53-49

2005
vs. Chattanooga W 64-48

2006
Nicholls State W 90-55

2007
Louisiana Tech W 75-45


@ - Jackson, MS
- Tivo Preseason NIT
! - Coaches vs. Cancer Classic in Birmingham

MSU vs. Centenary

(MSU leads the series, 5-0)
1990: MSU, 96-80 Shreveport#
MSU, 112-74 Starkville
1998: MSU, 64-40 Starkville
1999: MSU, 59-54 Starkville
2000: MSU, 98-76 Starkville

- Century Cellunet Classic
At Starkville: MSU leads, 4-0
At Shreveport: MSU leads, 1-0

Mississippi State's Returning Starters




Jarvis Varnado

6-9 • 210 • Jr.

2L • Forward

Brownsville, TN

32




Barry Stewart

6-3 • 170 • Jr.

2L • Guard

Shelbyville, TN

22



Phil Turner

6-3 • 170 • So.

1L • Guard

Grenada, MS

25

- ◆ Led the nation last year with 157 blocked shots.
- ◆ Set a single-season school record with 157 blocked shots, breaking Erick Dampier's mark of 106 set in 1995-96.
- ◆ Is just 25 blocks shy of tying Erick Dampier's career mark of 249.
- ◆ Along with Charles Rhodes, led MSU in rebounds with a 7.8 clip per outing in 2007-08.
- ◆ In both of his exhibition games, this year, blocked 16 shots.
- ◆ Back in October, was named first-team All-SEC by the coaches and second-team by the media.
- ◆ Last year was tabbed national and SEC defensive player of the year.

- ◆ Is MSU's leading returning scorer, having averaged 11.5 points last year.
- ◆ In 2007-08, paced the Bulldogs with 62 3-pointers on 62-of-186 shooting.
- ◆ With 130 career 3-pointers made, he's currently 8th on the school's all-time charts. Needs just 31 more to move into the Top 5.
- ◆ With 360 attempted 3-pointers, he ranks No. 9 all-time at MSU. With 101 more attempts, he'll move into the Top 5.
- ◆ Totaled team-high five treys in the two exhibition games this year.
- ◆ Made SEC All-Freshman team.
- ◆ Last year led Mississippi State with 44 steals.

- ◆ After redshirting two years ago, played in 30 games and drew 11 starts due to various injuries to other players.
- ◆ In the freshman record books, he stands at No. 9 in 3-pointers made with 24.
- ◆ He's sixth in the freshman books with 79 attempted 3-pointers.
- ◆ Drew first-career start against South Alabama and responded with 17 points, four rebounds, three assists, two steals and one block.
- ◆ In his 30 appearances, averaged 16.6 minutes.
- ◆ Totaled 25 assists and 10 blocks.
- ◆ Four times, he scored 10 or more points.

JARVIS VARNADO'S CAREER HIGHS

- Points: 16, Vanderbilt (3-5-08) and Lafayette (1-5-08)
- FGM: 7, Vanderbilt (3-5-08)
- FGA: 10, LSU (1-9-08)
- 3GM: 1, LSU (3-8-08)
- 3GA: 1, LSU (3-8-08)
- FTA: 10, Kentucky (1-15-08)
- FTM: 6, Lafayette (1-5-08)
- Rebounds: 17, LSU (1-9-08)
- Assists: 2, 3 times (last: Auburn, 2-27-08)
- Blocks: 10, 3 times (last: Kentucky, 1-15-08)
- Steals: 3, two times (last: Alabama, 1-19-08)
- Minutes: 40, Alabama-SECT (3-14-08)
- Career double-doubles: 7

BARRY STEWART'S CAREER HIGHS

- Points: 24, Missouri (12-30-07)
- FGM: 8, Missouri (12-30-07)
- FGA: 14, 2 times (last: Georgia, 3-15-08 in SECT)
- 3GM: 6, Tennessee (2-2-08)
- 3GA: 9, Miami (12-13-07)
- FTA: 8, 2 times (last: Kentucky, 1-15-08)
- FTM: 6, 2 times (last: Arkansas 2-16-08)
- Rebounds: 11, Louisiana Tech (11-10-07)
- Assists: 7, Missouri (12-30-07)
- Blocks: 1, 4 times (last: Vanderbilt, 3-5-08)
- Steals: 5, Alabama (3-14-08 in SECT)
- Minutes: 44, Alabama-SECT (3-14-08)
- Career double-doubles: 1

PHIL TURNER'S CAREER HIGHS

- Points: 17, South Alabama (12-15-07)
- FGM: 6, South Alabama (12-15-07)
- FGA: 10, 2 times (last: Kentucky, 1-15-08)
- 3GM: 4, South Alabama (12-15-07)
- 3GA: 8, Kentucky, (1-15-08)
- FTA: 6, Missouri (12-30-07)
- FTM: 4, Missouri (12-30-07)
- Rebounds: 10, Missouri (12-30-07)
- Assists: 3, 2 times (last: Alabama, 1-19-08)
- Blocks: 2, 3 times (last: Auburn, 2-19-08)
- Steals: 3, Loyola Marymount (12-19-07)
- Minutes: 37, Georgia (1-12-08)
- Career 10-plus points games: 4

2007 Basketball Season (Nov 12, 2008) Individual Career History

Augustus, Kodi

Season	gp-gs	min/avg	Total		3-Point		F-Throws		Rebounds				pf	fo	ast	to	blk	stl	Scoring	
			fg-fga	pct	fg-fga	pct	ft-fta	pct	off	def	tot	avg							pts	avg
2007-08	11-0	52/4.7	5-13	.385	2-7	.286	4-7	.571	3	9	12	1.1	8	0	2	7	3	1	16	1.5
TOTAL	11-0	52/4.7	5-13	.385	2-7	.286	4-7	.571	3	9	12	1.1	8	0	2	7	3	1	16	1.5

Bailey, Elgin

Season	gp-gs	min/avg	Total		3-Point		F-Throws		Rebounds				pf	fo	ast	to	blk	stl	Scoring	
			fg-fga	pct	fg-fga	pct	ft-fta	pct	off	def	tot	avg							pts	avg
2007-08	31-0	212/6.8	18-38	.474	0-0	.000	16-41	.390	20	26	46	1.5	43	0	1	16	8	4	52	1.7
TOTAL	31-0	212/6.8	18-38	.474	0-0	.000	16-41	.390	20	26	46	1.5	43	0	1	16	8	4	52	1.7

Benock, Riley

Season	gp-gs	min/avg	Total		3-Point		F-Throws		Rebounds				pf	fo	ast	to	blk	stl	Scoring	
			fg-fga	pct	fg-fga	pct	ft-fta	pct	off	def	tot	avg							pts	avg
2007-08	28-0	228/8.1	15-37	.405	14-33	.424	5-8	.625	2	17	19	0.7	16	0	22	16	4	4	49	1.8
TOTAL	28-0	228/8.1	15-37	.405	14-33	.424	5-8	.625	2	17	19	0.7	16	0	22	16	4	4	49	1.8

Bolen, Brandon

Season	gp-gs	min/avg	Total		3-Point		F-Throws		Rebounds				pf	fo	ast	to	blk	stl	Scoring	
			fg-fga	pct	fg-fga	pct	ft-fta	pct	off	def	tot	avg							pts	avg
2007-08	9-0	12/1.3	0-2	.000	0-1	.000	1-2	.500	1	3	4	0.4	1	0	0	3	0	0	1	0.1
TOTAL	9-0	12/1.3	0-2	.000	0-1	.000	1-2	.500	1	3	4	0.4	1	0	0	3	0	0	1	0.1

Bryant, Rod

Season	gp-gs	min/avg	Total		3-Point		F-Throws		Rebounds				pf	fo	ast	to	blk	stl	Scoring	
			fg-fga	pct	fg-fga	pct	ft-fta	pct	off	def	tot	avg							pts	avg
2007-08	5-0	5/1.0	2-3	.667	0-0	.000	0-1	.000	0	1	1	0.2	0	0	0	1	0	0	4	0.8
TOTAL	5-0	5/1.0	2-3	.667	0-0	.000	0-1	.000	0	1	1	0.2	0	0	0	1	0	0	4	0.8

Johnson, Brian

Season	gp-gs	min/avg	Total		3-Point		F-Throws		Rebounds				pf	fo	ast	to	blk	stl	Scoring	
			fg-fga	pct	fg-fga	pct	ft-fta	pct	off	def	tot	avg							pts	avg
2007-08	33-0	316/9.6	30-48	.625	0-2	.000	17-22	.773	34	39	73	2.2	37	0	8	35	12	14	77	2.3
TOTAL	33-0	316/9.6	30-48	.625	0-2	.000	17-22	.773	34	39	73	2.2	37	0	8	35	12	14	77	2.3

Johnson, Raven

Season	gp-gs	min/avg	Total		3-Point		F-Throws		Rebounds				pf	fo	ast	to	blk	stl	Scoring	
			fg-fga	pct	fg-fga	pct	ft-fta	pct	off	def	tot	avg							pts	avg
2007-08	29-0	187/6.4	31-65	.477	7-24	.292	4-10	.400	10	20	30	1.0	10	0	10	12	4	3	73	2.5
TOTAL	29-0	187/6.4	31-65	.477	7-24	.292	4-10	.400	10	20	30	1.0	10	0	10	12	4	3	73	2.5

Stewart, Barry

Season	gp-gs	min/avg	Total		3-Point		F-Throws		Rebounds				pf	fo	ast	to	blk	stl	Scoring	
			fg-fga	pct	fg-fga	pct	ft-fta	pct	off	def	tot	avg							pts	avg
2006-07	35-0	848/24.2	96-240	.400	68-174	.391	82-107	.766	28	83	111	3.2	51	0	43	27	5	32	342	9.8
2007-08	34-34	1214/35.7	129-337	.383	62-186	.333	71-102	.696	46	111	157	4.6	80	2	88	78	4	44	391	11.5
TOTAL	69-34	2062/29.9	225-577	.390	130-360	.361	153-209	.732	74	194	268	3.9	131	2	131	105	9	76	733	10.6

Turner, Phil

Season	gp-gs	min/avg	Total		3-Point		F-Throws		Rebounds				pf	fo	ast	to	blk	stl	Scoring	
			fg-fga	pct	fg-fga	pct	ft-fta	pct	off	def	tot	avg							pts	avg
2007-08	30-11	498/16.6	41-124	.331	24-79	.304	15-27	.556	18	66	84	2.8	43	1	25	28	10	26	121	4.0
TOTAL	30-11	498/16.6	41-124	.331	24-79	.304	15-27	.556	18	66	84	2.8	43	1	25	28	10	26	121	4.0

2007 Basketball Season (Nov 12, 2008) **Individual Career History**

Varnado, Jarvis

			Total		3-Point		F-Throws		Rebounds											Scoring	
Season	gp-gs	min/avg	fg-fga	pct	fg-fga	pct	ft-fta	pct	off	def	tot	avg	pf	fo	ast	to	blk	stl	pts	avg	
2006-07	35-13	473/13.5	75-116	.647	0-1	.000	24-45	.533	61	85	146	4.2	74	1	11	19	67	12	174	5.0	
2007-08	34-34	968/28.5	109-170	.641	1-2	.500	50-100	.500	75	189	264	7.8	99	5	18	41	157	18	269	7.9	
TOTAL	69-47	1441/20.9	184-286	.643	1-3	.333	74-145	.510	136	274	410	5.9	173	6	29	60	224	30	443	6.4	

2008-09 Mississippi State Basketball
Mississippi State Combined Team Statistics (as of Nov 08, 2008)
All games

RECORD:	OVERALL	HOME	AWAY	NEUTRAL
ALL GAMES	2-0	2-0	0-0	0-0
CONFERENCE	0-0	0-0	0-0	0-0
NON-CONFERENCE	2-0	2-0	0-0	0-0

#	Player	gp-gs	min	avg	Total		3-Point		F-Throw		Rebounds				pf	dq	a	to	blk	stl	pts	avg
					fg-fga	pct	3fg-fga	pct	ft-fa	pct	off	def	tot	avg								
01	Jacquiese Holcombe	2-0	32	16.0	2-11	.182	0-4	.000	0-0	.000	6	1	7	3.5	4	0	0	3	0	0	4	2.0
02	Ravern Johnson	2-2	48	24.0	12-23	.522	4-12	.333	1-2	.500	4	5	9	4.5	3	0	2	4	1	1	29	14.5
03	Dee Bost	2-2	56	28.0	8-19	.421	4-11	.364	4-6	.667	0	6	6	3.0	5	0	13	6	0	2	24	12.0
05	Romero Osby	2-1	25	12.5	3-9	.333	0-2	.000	4-6	.667	5	6	11	5.5	6	0	1	4	0	1	10	5.0
10	Christopher Gay	1-0	2	2.0	0-1	.000	0-1	.000	0-0	.000	0	0	0	0.0	0	0	0	0	0	1	0	0.0
15	Riley Benock	2-0	32	16.0	0-6	.000	0-6	.000	0-0	.000	0	5	5	2.5	1	0	4	2	1	3	0	0.0
20	Taylor Luczak	1-0	2	2.0	0-0	.000	0-0	.000	0-0	.000	1	0	1	1.0	0	0	1	1	0	0	0	0.0
22	Barry Stewart	2-2	52	26.0	7-23	.304	5-14	.357	2-2	1.000	2	5	7	3.5	4	0	5	4	1	2	21	10.5
24	Kodi Augustus	2-0	18	9.0	3-6	.500	0-1	.000	3-4	.750	2	5	7	3.5	2	0	2	4	3	1	9	4.5
25	Phil Turner	1-0	16	16.0	1-3	.333	1-2	.500	0-0	.000	0	1	1	1.0	2	0	0	4	1	1	3	3.0
32	Jarvis Varnado	2-2	48	24.0	11-19	.579	0-0	.000	7-12	.583	10	15	25	12.5	3	0	5	2	16	0	29	14.5
33	Brandon Bolen	1-0	2	2.0	0-1	.000	0-0	.000	0-0	.000	0	1	1	1.0	0	0	0	1	0	0	0	0.0
44	Brian Johnson	2-1	39	19.5	6-8	.750	1-1	1.000	2-3	.667	6	8	14	7.0	2	0	1	0	1	0	15	7.5
45	Elgin Bailey	2-0	28	14.0	4-15	.267	0-0	.000	3-8	.375	7	7	14	7.0	6	0	0	5	0	2	11	5.5
Total.....		2	400		57-144	.396	15-54	.278	26-43	.605	47	68	115	57.5	38	0	34	40	24	14	155	77.5
Opponents.....		2	400		50-134	.373	8-33	.242	16-33	.485	26	49	75	37.5	35	-	20	30	2	23	124	62.0

TEAM STATISTICS	MS	OPP	Date	Opponent	Score	Att.
SCORING	155	124	11-01-08	MONTEVALLO	w 59-88	2621
Points per game	77.5	62.0	11-08-08	OKLAHOMA CITY	w 65-67	2592
Scoring margin	+15.5	-	* - Conference game			
FIELD GOALS-ATT	57-144	50-134				
Field goal pct	.396	.373				
3 POINT FG-ATT	15-54	8-33				
3-point FG pct	.278	.242				
3-pt FG made per game	7.5	4.0				
FREE THROWS-ATT	26-43	16-33				
Free throw pct	.605	.485				
F-Throws made per game	13.0	8.0				
REBOUNDS	115	75				
Rebounds per game	57.5	37.5				
Rebounding margin	+20.0	-				
ASSISTS	34	20				
Assists per game	17.0	10.0				
TURNOVERS	40	30				
Turnovers per game	20.0	15.0				
Turnover margin	-5.0	-				
Assist/turnover ratio	0.9	0.7				
STEALS	14	23				
Steals per game	7.0	11.5				
BLOCKS	24	2				
Blocks per game	12.0	1.0				
ATTENDANCE	5213	0				
Home games-Avg/Game	2-2606	0-0				
Neutral site-Avg/Game	-	0-0				

Score by Periods	1st	2nd	Totals
Mississippi State	63	92	155
Opponents	57	67	124