



Mississippi State Bulldogs (0-0) vs. Eastern Washington Eagles (0-0)

Basketball Media Relations

55 Coliseum Boulevard, Mississippi State, MS 39762

GREGG ELLIS, Primary Contact

(W) 662.325.3595 | (C) 662.322.0145 | gellis@athletics.msstate.edu

Twitter: @msusportsgregg & @HailStateMBK | www.hailstate.com

HUNTER RICHARDSON, Secondary Contact

(W) 662.325.6259 | (C) 901.490.4175 | hrichardson@athletics.msstate.edu

Twitter: @huntermich18

10 NCAA Appearances | 1 Final Four | 6 SEC Championships | 3 SEC Tournament Titles | 18 Postseason Appearances

Series Information

Series: Never met

Home: NA

Away: NA

Neutral: NA

Last Meeting: NA

Mississippi State Coach: Ben Howland

MSU Record: 0-0, 1st year

Career Record: 401-206, 20th year

vs. Eastern Washington: 10-1

Eastern Washington Coach: Jim Hayford

Eastern Washington Record: 66-60, 5th year

Career Record: 320-147, 17th year



Game Information

When: Friday, November 13, 2015

Time: 8:05 p.m. CT

Location: Starkville, Miss.

Arena: Humphrey Coliseum (10,575)

TV: SEC Network

PxP: Matt Stewart

Analyst: John Pelphrey

Sideline: Kaylee Hartung

MSU Radio Network:

PxP: Jim Ellis

Analyst: Richard Williams

Sirius/XM: NA

2015-16 MSU Schedule/Results

NOVEMBER

13 **EASTERN WASHINGTON (SECN)** 8 p.m.

16 **SOUTHERN (SEC+)** 7 p.m.

PUERTO RICO TIPOFF

19 vs. Miami (ESPN2) 4 p.m.

20 vs. Texas Tech/Utah (TBA) TBA

22 vs. TBA TBA

28 **TENNESSEE MARTIN** TBA

DECEMBER

2 **TEXAS SOUTHERN (SECN)** 7 p.m.

12 at Missouri-Kansas City (ASN) 4 p.m.

16 at Florida State (ESPN2) 8 p.m.

19 **TULANE (SECN)** 3 p.m.

23 Northern Colorado (SECN) ^ 7 p.m.

31 **NORTH CAROLINA CENTRAL (SEC+)** 1 p.m.

JANUARY

6 **TEXAS A&M (SECN)** 7:30 p.m.

9 at Arkansas (SECN) 2:30 p.m.

12 at Kentucky (ESPN/SECN) 6 p.m.

16 **TENNESSEE (SECN)** 2:30 p.m.

19 at Florida (ESPNU) 6 p.m.

23 **OLE MISS (SECN)** 1 p.m.

26 at South Carolina (SECN) 6 p.m.

30 at Missouri (SECN) 7:30 p.m.

FEBRUARY

2 **ALABAMA (SECN)** 8 p.m.

6 at LSU (ESPN2) 5 p.m.

9 **ARKANSAS (SECN)** 8 p.m.

13 **GEORGIA (SECN)** 7 p.m.

16 **VANDERBILT (SECN)** 8 p.m.

20 at Alabama (SECN) 1:30 p.m.

24 at Texas A&M (ESPN2) 6 p.m.

27 South Carolina (SECN) 1:30 p.m.

MARCH

2 at Ole Miss (SECN) 6 p.m.

5 **AUBURN (SECN)** 1:30 p.m.

2015 SEC Tournament

9-13 TBA + TBA

^ - Jackson, Miss (Mississippi Coliseum)

+ - Nashville (Bridgestone Arena)

WHAT TO NOTE AS MSU PLAYS EASTERN WASHINGTON . . .

- Mississippi State enters its 104th season of basketball having won 10 of its last 13 season openers.
- Overall, the Bulldogs are 80-23 in lid-lifters and have won 23 of their last 30 dating back to the 1985-86 campaign.
- MSU is opening at home for the ninth time in the last 10 years. The last time it opened on the road was 2012-13 at Troy, a 56-53 setback.
- Eastern Washington is one of four teams on MSU's schedule the Bulldogs are facing for the first time. Southern, Northern Colorado and North Carolina Central are the other three.
- MSU is 4-3 against the teams that currently comprise the Big Sky Conference — Idaho (1-1), Montana (1-0), Montana State (1-2) and Northern Arizona (1-0).
- The last Big Sky team MSU faced was Montana State on Dec. 9, 2000 — an 81-63 win in Starkville.
- Ben Howland** spent five years as the head coach at Northern Arizona, where he had a 44-28 ledger in Big Sky play en route to two regular-season conference titles.
- Guard **Craig Sword** enters his senior season ranked 31st in school history with 1,089 points.
- Also climbing the record books is **Gavin Ware**, whose 654 rebounds are tied for 16th most in school history with Lawrence Roberts.
- Last year, **Craig Sword** became the 34th player in school history to reach 1,000-career points. **Gavin Ware** and **Fred Thomas** are close to joining the club as they are 99 and 120 points shy, respectively.
- This year's roster features eight players looking to make their Maroon & White debuts.

MSU BY THE NUMBERS

2 — The Bulldogs are 2-2 all-time on Nov. 13.

20 — Ben Howland is the 20th head coach in Mississippi State basketball history.

104 — This is the 104th season of Bulldog Basketball.

MISSISSIPPI STATE PROJECTED STARTING 5

G . 6-5 . 210 . Sr	G . 5-11 . 170 . Jr	G . 6-9 . 260 . Sr	F . 6-7 . 225 . Sr	G . 6-3 . 197 . Sr
1 Fred Thomas	15 I.J. Ready	20 Gavin Ware	23 Travis Daniels	32 Craig Sword
				
Pts.: Rbs.: Assts.: Stl.:	Pts.: Rbs.: Stl.: Blk.:	Pts.: Rbs.: Assts.: Stl.:	Pts.: Rbs.: Assts.: Stl.:	Pts.: Rbs.: Assts.: Stl.:

2015-16 BULLDOG BASKETBALL

WWW.HAILSTATE.COM | @HAILSTATEMBK

2015-16 MISSISSIPPI STATE NUMERICAL ROSTER

No.	Name	Pos.	Ht.	Wt.	Yr.	Exp.	Hometown
1	Fred Thomas	G	6-5	210	Sr.	3L	Jackson, MS (Jim Hill HS)
2	Demetrius Houston	G	6-7	201	So.	1L	Montgomery, AL (G.W. Carver HS)
4	Johnny Zuppardo	F	6-8	226	Sr.	JC	Bay St. Louis, MS (Jones Junior College)
5	Joe Strugg	F	6-9	192	Fr.	HS	Montgomery, AL (G.W. Carver HS)
10	Carter Holmes	G	6-0	185	So.	HS	Jackson, MS (Jackson Academy)
11	Quinnndary Weatherspoon	G	6-4	202	Fr.	HS	Canton, MS (Velma Jackson HS)
13	Xavian Stapleton	G	6-7	203	So.	TR	Flora, MS (Louisiana Tech)
14	Malik Newman	G	6-3	190	Fr.	HS	Jackson, MS (Callaway HS)
15	I.J. Ready	G	5-11	170	Jr.	2L	North Little Rock, AR (Parkview HS)
20	Gavin Ware	F	6-9	260	Sr.	3L	Starkville, MS (Starkville HS)
21	Reggie Patterson	G	6-4	168	Jr.	JC	Baldwyn, MS (Baldwyn HS)
22	Fallou Ndoeye	F	6-10	242	So.	1L	Taif, Senegal (Findlay Prep)
23	Travis Daniels	G	6-7	225	Sr.	1L	Tuscaloosa, AL (Shelton State CC)
24	Jett Jobe	G	6-4	181	Fr.	HS	Tuttle, OK (Tuttle HS)
32	Craig Sword	G	6-3	197	Sr.	3L	Montgomery, AL (G.W. Carver HS)
35	Aric Holman	F	6-10	212	Fr.	HS	Owensboro, KY (Owensboro HS)

Head Coach: Ben Howland (Weber State, 1979; 1st year)
Assistant Coaches: George Brooks (Mississippi State, 1997; 6th year)
 Korey McCray (Mercer, 2001; 1st year)
 Ernie Zeigler (Cleary College, 1994; 1st year)
Director of Basketball Operations: Jason Ludwig
Director of Basketball Performance: David Deets
Graduate Assistant Coaches: Donovan Castro
 Jalen Courtney
VIDEO: Michael Moynihan
TRAINER: Ryan Dotson

Pronunciation Guide

FALLOU NDOYE: FA-LOU NOY
 ARIC HOLEMAN: ERIC
 DEMETRIUS HOUSTON: DA-ME-TREE-US
 MALIK NEWMAN: MA-LEAK
 QUINNNDARY WEATHERSPOON: QUINN-DARE-EE
 JOHNNY ZUPPARDO: ZOO-PAR-DOUGH

GENERAL INFORMATION

Location: Starkville, MS
 Founded: February 28, 1878
 Enrollment: 20,873
 Conference: SEC
 Nickname: Bulldogs
 Colors: Maroon & White
 Arena: Humphrey Coliseum (10,500)
 President: Dr. Mark E. Keenum
 Athletics Director: Scott Stricklin
 Web Site: www.hailstate.com
 Twitter: @HailStateMBK

BASKETBALL HISTORY

First Year of Basketball: 1908-09
 All-Time Record: 1,347-1,142/103 years
 All-Time SEC Record: 564-738
 Total Number of Head Coaches: 20
 Humphrey Coliseum Record: 408-166
 20-Win Seasons: 17
 NCAA Tournament Appearances: 10 (11-10)
 NCAA Tournament Final Fours: 1 (1996)
 NIT Appearances: 8 (7-8)
 NIT Final Fours: 1 (2007)
 SEC Championships: 6
 (2004, 1991, 1963, 1962, 1961, 1959)
 SEC Tournament Championships: 3
 (2009, 2002 and 1996)
 SEC Tournament Record: 28-50
 SEC Western Division Titles: 7
 (2010, 2008, 2007, 2004, 2003, 1996, 1995)

TEAM INFORMATION

2014-15 Overall Record 13-19
 2014-15 SEC Record 6-12, T11th
 National Ranking: n/a
 Starters Returning/Lost: 5/0
 Letterwinners Returning/Lost: 7/4
 Newcomers: 9
 Roster (Sr./Jr/So./Fr.): (5/2/4/5)

MEDIA INFORMATION

Credentials

■Media members may obtain both season credentials and game-by-game passes by contacting Gregg Ellis at 662.325.3595.

SEC Teleconference

■The SEC's weekly teleconference is every Monday and will be coordinated through the SEC media relations office. To participate, contact Craig Pinkerton of the SEC at 205-458-3038. Ben Howland is scheduled for 11:17 a.m. CT.



Media On Twitter

Michael Bonner, Clarion Ledger
 @MikeBBonner
 David Brandt, Associated Press
 @davidbrandtAP
 Bob Carskadon, HailState Beat
 @bobcarskadon
 Joel Coleman, Starkville Daily News
 @JoelTColeman
 Robbie Faulk, 24/7 Sports
 @robbiefaulk247
 Paul Jones, 24/7 Sports
 @PJ247Sports
 Logan Lowery, Daily Journal
 @loganlowery
 David Murray, Dawgs' Bite
 @DawgsBiteMag
 Danny P. Smith, Starkville Daily News
 @sdndannyp
 Gene Swindoll, Gene's Page
 @GeneSwindoll
 Ben Wait, Commercial Dispatch
 @bcwait

MISSISSIPPI STATE TV/RADIO ROSTER



1 Fred Thomas
SR | G | 6-5 | 210
Jackson, MS



2 Demetrius Houston
SO | F | 6-7 | 201
Montgomery, AL



4 Johnny Zuppardo
SR | F | 6-8 | 226
Bay St. Louis, MS



5 Joe Strugg
FR | F | 6-9 | 192
Montgomery, AL



10 Carter Holmes
SO | F | 6-0 | 185
Jackson, MS



11 Quindary Weatherspoon
FR | G | 6-4 | 202
Canton, MS



13 Xavian Stapleton
SO | G | 6-7 | 203
Flora, MS



14 Malik Newman
FR | G | 6-3 | 190
Jackson, MS



15 I.J. Ready
JR | G | 5-11 | 170
North Little Rock, AR



20 Gavin Ware
SR | F | 6-9 | 260
Starkville, MS



21 Reggie Patterson
JR | G | 6-4 | 168
Baldwyn, MS



22 Fallou Ndoye
SO | F | 6-10 | 242
Taif, Senegal



23 Travis Daniels
SR | G | 6-7 | 225
Tuscaloosa, AL



24 Jett Jobe
FR | G | 6-4 | 181
Tuttle, OK



32 Craig Sword
SR | G | 6-3 | 197
Montgomery, AL



35 Aric Holman
FR | F | 6-10 | 212
Owensboro, KY



Ben Howland
Head Coach
1st Year



George Brooks
Assistant Coach
6th Year



Korey McCray
Assistant Coach
1st Year



Ernie Zeigler
Assistant Coach
1st Year

TALE OF THE TAPE

2014-15 STATS	PPG	FG%	3FG%	FT%	RB	RBM	A	T	S	B	TM
Mississippi State (13-19, 6-12)	61.8	43.0	30.6	69.6	34.3	+2.6	8.7	14.8	6.4	2.9	-2.7
Eastern Washington (26-9, 14-4)	80.6	47.8	40.0	72.6	33.8	-0.1	13.0	10.7	6.3	4.8	+1.6

Leaders	Scoring	Rebounds	Assists	Steals	Blocks
MSU	Sword, 11.3	Ware, 7.1	Ready, 2.4	Ready, 1.3	Ware, 1.1
EWU	Harvey, 23.1	Jois, 7.7	Brandon, 4.7	Brandon, 1.8	Jois, 2.2

Last Time Out For Eastern Washington

✓ No exhibition game.

Last Time Out For Mississippi State

- ✓ Defeated Fort Valley State 95-56 in exhibition play.
- ✓ Six players scored in double-digits, with I.J. Ready pouring in a game-high 17 points.
- ✓ MSU forced 18 turnovers and had 17.
- ✓ MSU won the battle of the boards, 51-31.
- ✓ Craig Sword (14 pts, 10 rbs) and Johnny Zuppardo (12 pts, 10 rbs) each recorded double-doubles.
- ✓ MSU was 37-69 shooting (53.6 percent).

Series Notes

✓ First Meeting

Next 5 For MSU . . .

November 16

Who: Southern University
Where: Starkville, MS
Time: 7 p.m.
TV: SEC Network+

November 19

Who: Miami
Where: San Juan, Puerto Rico
Time: 4 p.m.
TV: ESPN2

November 20

Who: Texas Tech/Utah
Where: San Juan, Puerto Rico
Time: 4 p.m. or 6 p.m.
TV: ESPNU

November 22

Who: TBA
Where: San Juan, Puerto Rico
Time: TBA
TV: TBA

November 28

Who: UT-Martin
Where: Starkville, MS
Time: TBA
TV: SEC Network+

A LOOK AT THE SEC

2015-15 SEC Standings

	SEC		Overall	
Kentucky	0-0	.000	0-0	.000
Arkansas	0-0	.000	0-0	.000
Ole Miss	0-0	.000	0-0	.000
Texas A&M	0-0	.000	0-0	.000
LSU	0-0	.000	0-0	.000
Georgia	0-0	.000	0-0	.000
Florida	0-0	.000	0-0	.000
Vanderbilt	0-0	.000	0-0	.000
Alabama	0-0	.000	0-0	.000
Tennessee	0-0	.000	0-0	.000
South Carolina	0-0	.000	0-0	.000
Mississippi State	0-0	.000	0-0	.000
Auburn	0-0	.000	0-0	.000
Missouri	0-0	.000	0-0	.000

As of November 13, 2015

Upcoming Games

November 13 (Friday)

Chattanooga at Georgia, 6 p.m.
 Albany at Kentucky, 6 p.m.
 Northwestern State at Ole Miss, 6 p.m.
 UNC Asheville at Tennessee, 6 p.m.
 Kennesaw State at Alabama, 6:30 p.m.
 Southern at Arkansas, 7 p.m.
 Austin Peay at Vanderbilt, 7 p.m.
 Eastern Washington at Miss. State, 8 p.m.
 McNeese State at LSU, 8 p.m.
 Wofford at Missouri, 8 p.m.
 Florida at Navy, 8:30 p.m.
 USC Upstate at Texas A&M, 8:30 p.m.
 UAB at Auburn, 8:30 p.m.

November 14 (Saturday)

Norfolk State at South Carolina, 6 p.m.
 NJIT at Kentucky, 7 p.m.

November 15 (Sunday)

UMES at Missouri, 5 p.m.

Humphrey Coliseum History

First Game:..... Dec. 1, 1975; MSU 85, Indiana St. 82
Overall Record:.....408-166 (.711)
Non-Conference Record:..... 201-34 (.855)
SEC Record:.....207-132 (.611)

Humphrey Coliseum Yearly Records

Year	Attn.	Avg.	Record (SEC)
1975-76	70,081	5,006	0-4 (5-4)
1976-77	76,232	5,082	11-4 (5-4)
1977-78	72,025	5,540	11-2 (8-1)
1978-79	99,906	7,136	11-3 (7-2)
1979-80	67,209	6,721	6-4 (5-4)
1980-81	48,214	4,018	6-6 (3-6)
1981-82	56,414	4,030	7-7 (3-6)
1982-83	68,416	5,263	11-2 (7-2)
1983-84	61,508	4,393	6-8 (3-6)
1984-85	89,370	6,384	11-3 (7-2)
1985-86	43,927	3,379	4-9 (3-6)
1986-87	40,715	2,908	7-7 (3-6)
1987-88	54,074	4,160	9-4 (5-4)
1988-89	74,344	5,719	9-4 (5-4)
1989-90	74,623	5,740	9-4 (5-4)
1990-91	102,072	7,852	12-1 (8-1)
1991-92	72,142	5,549	8-5 (4-4)
1992-93	61,172	4,706	10-3 (5-3)
1993-94	88,687	6,335	10-4 (5-3)
1994-95	80,681	6,723	11-1 (7-1)
1995-96	97,996	7,538	10-3 (6-2)
1996-97	74,275	5,305	10-4 (5-3)
1997-98	77,954	5,996	7-6 (2-6)
1998-99	70,257	5,018	12-2 (6-2)
1999-00	61,764	4,412	10-4 (4-4)
2000-01	77,654	4,568	13-4 (6-2)
2001-02	79,642	5,689	13-1 (7-1)
2002-03	98,312	7,022	12-2 (7-1)
2003-04	111,940	7,996	12-2 (6-2)
2004-05	103,031	7,925	11-2 (6-2)
2005-06	90,875	5,680	11-5 (5-3)
2006-07	123,736	6,512	16-3 (6-2)
2007-08	106,672	7,111	12-3 (7-1)
2008-09	157,111	8,728	13-5 (5-3)
2009-10	116,919	6,878	13-4 (6-2)
2010-11	97,069	5,710	12-5 (5-3)
2011-12	152,363	8,019	15-4 (6-2)
2012-13	94,092	6,721	7-7 (3-6)
2013-14	123,743	6,875	11-7 (3-6)
2014-15	106,946	6,291	9-8 (3-6)
2015-16			

vs. SEC Opponents

Opponent	GP	W	L	PCT.	Str.
Alabama	39	22	17	.564	L2
Arkansas	23	17	6	.739	L2
Auburn	39	27	12	.692	W5
Florida	28	14	14	.500	L2
Georgia	29	18	11	.621	L3
Kentucky	29	9	20	.310	L4
LSU	29	24	15	.615	W1
Missouri	3	2	1	.667	W1
Ole Miss	40	32	8	.800	L1
S. Carolina	12	9	3	.750	L1
Tennessee	29	14	15	.483	L2
Texas A&M	2	1	1	.500	W1
Vanderbilt	28	19	9	.669	W1

MSU KNOWS HOW TO WIN GAMES AT 'THE HUMP'

Over the course of the last decade, Mississippi State's Humphrey Coliseum has become a difficult venue for opposing teams. Last year, MSU was 9-8, including a 6-2 mark against non-conference foes.

The Bulldogs have compiled a 41-season composite record of 408-166 (.711) at "The Hump" since Mississippi State's basketball facility opened prior to the 1975-76 campaign.

TRACKING MSU'S HOME SUCCESS UNDER BEN HOWLAND

Season	Overall		SEC		Non-SEC	
	Record	Win %	Record	Win %	Record	Win %
2015-16						
Totals						

A LOOK AT THE HISTORY OF HUMPHREY COLISEUM**LARGEST CROWDS
AT THE HUMP**

Crowd	Opponent	Date
10,788	Kentucky	2-16-10
10,735	Ole Miss	2-7-04
10,645	Ole Miss	2-23-02
10,541	Florida	1-7-03
10,458	Auburn	3-2-04
10,437	Alabama	2-21-04
10,432	Alabama	3-5-05
10,432	Kentucky	1-13-04
10,429	Ole Miss	2-15-03
10,421	Ole Miss	1-26-08
10,412	Ole Miss	1-13-09
10,364	Ole Miss	2-9-12
10,338	Florida	1-24-07
10,315	Kentucky	1-9-96

**INDIVIDUAL MSU
RECORDS AT THE HUMP**

Most Points Scored
40, Rickey Brown (Auburn, 3-7-77)

Most Rebounds
24, Wiley Peck (Alabama, 1-27-79)

Most Assists
15, Al Perry (Vanderbilt, 1-29-77)

**TEAM MSU
RECORDS AT THE HUMP**

Most Points Scored
123, Troy State (12-5-95)

Most Rebounds
75, Mississippi Valley St. (11-21-00)

Most Consecutive Wins
14, 1-22-03 to 1-10-04

NOTES

PRESEASON ALL-SEC & POLL

■ In the preseason polls voted on by the media, freshman Malik Newman was tabbed second-team All-SEC. Last March, senior guard Craig Sword earned second-team honors but didn't make the preseason list this year.

As a team, the Bulldogs were picked to finish 8th under first-year coach Ben Howland after concluding the 2015 campaign tied for 11th with a 6-12 ledger.

Preseason Poll

1. Kentucky
2. Vanderbilt
3. Texas A&M
4. LSU
5. Georgia
6. Florida
7. South Carolina
8. Mississippi State
9. Ole Miss
10. Auburn
11. Arkansas
12. Tennessee
13. Alabama
14. Missouri

ALABAMA ROSTER FLAVOR

■ A quick glance at Mississippi State's roster reveals one very strong common thread — the state of Alabama.

Player wise, the roster features five players from Alabama — Travis Daniels, Demetrius Houston, Joe Strugg and Craig Sword.

In addition, the coaching staff has one tie in George Brooks.

Brooks is a native of Lafayette, Ala.

WARE MAKING REBOUNTING MOVES

■ Senior forward Gavin Ware enters the 2015-16 campaign tied for 16th with 654 rebounds, 59 shy of tying Jerry Graves for the 10th most in school history.

Rebounding Chart

- | | |
|-----------------------|-------|
| 1. Bailey Howell | 1,277 |
| 2. Jarvis Varnado | 1,096 |
| 3. Rickey Brown | 1,092 |
| 10. Jerry Graves | 713 |
| 11. Leland Mitchell | 705 |
| 12. Charles Rhodes | 691 |
| T13. Jamont Gordon | 677 |
| T13. Tang Hamilton | 677 |
| 15. Charles Hull | 661 |
| T16. Gavin Ware | 654 |
| T16. Lawrence Roberts | 654 |

SWORD STEALING RECORD

■ Senior guard Craig Sword currently has 144 career steals, which ranks 9th all-time in MSU history. Ray White (1976-79) owns the record with 217.

Steals Chart

- | | |
|----------------------|-----|
| 1. Ray White | 217 |
| 2. Derrick Zimmerman | 205 |
| 3. Dee Bost | 193 |
| 4. Chuck Evans | 165 |
| 5. Barry Stewart | 162 |
| 6. Timmy Bowers | 161 |
| 7. Tony Watts | 154 |
| 8. Winsome Frazier | 147 |
| 9. Craig Sword | 144 |
| 10. Darryl Wilson | 140 |

WARE CLOSING IN ON 1,000 POINTS

■ Currently, only four players in Mississippi State history have totaled 900 rebounds and 1,000 points.

However, senior forward Gavin Ware is on pace to join that group.

The four players who have achieved that feat are hall of famer Bailey Howell (2,030 pts, 1,277 rbs), Jarvis Varnado (1,403 pts, 1,096 rbs), Rickey Brown (1,838 pts, 1,092 rbs) and Wiley Peck (1,136 pts, 964 rbs).

COACHING DEBUTS

■ Since 1948, Mississippi State has had 10 head coaches. Of the group, only five have had winning seasons in their first year at the helm.

And of that group, only one had 20 wins, and that was Rick Stansbury in 1999 when the Bulldogs posted a 20-13 ledger en route to advancing to the NIT, where they lost to Colorado State in the opening round, 69-56.

Coaching Debuts in Modern Era

1948	Paul Gregory	6-12
1956	Babe McCarthy	12-12
1966	Joe Dan Gold	14-11
1971	Kermit Davis	15-10
1978	Ron Greene	18-9
1979	Jim Hatfield	19-9
1982	Bob Boyd	8-19
1987	Richard Williams	7-21
1999	Rick Stansbury	20-13
2013	Rick Ray	10-22

A LOOK AT MSU vs. RANKED FOES

■ Entering the 2015-16 campaign, Mississippi State has lost 10-straight games to ranked opponents and 12 out of the last 16 after the setback to Kentucky.

Below is a closer look at those games.

Date	Team	Score	Rank
02-25-15	Kentucky	L, 74-56	1
02-21-15	Arkansas	L, 65-61	17
01-20-14	Florida	L, 62-51	3
01-08-14	Kentucky	L, 85-63	14
02-09-13	Florida	L, 83-55	2
02-06-13	Ole Miss	L, 93-75	23
01-26-13	Florida	L, 82-47	7
11-19-12	North Carolina	L, 95-49	11
02-21-12	Kentucky	L, 73-64	1
02-28-12	Florida	L, 69-57	13
11-18-11	Arizona	W, 67-57	15
11-17-11	Texas A&M	W, 69-60	18
02-29-11	Florida	W, 71-64	24
02-27-11	Vanderbilt	L, 81-74	19
03-14-10	Kentucky	L, 75-74 (ot)	2
03-13-10	Vanderbilt	W, 62-52	20

FIVE SENIORS RETURN

■ Mississippi State's roster features five seniors — Travis Daniels, Craig Sword, Fred Thomas, Gavin Ware and Johnny Zuppardo.

Only Zuppardo hasn't played an official game.

In the SEC, only Texas A&M has more seniors with six.

HOWLAND LOOKING TO JOIN ELITE CLUB

■ Ben Howland enters his first season at Mississippi State looking to achieve a feat only 12 coaches have ever done, and that's lead four different teams to the NCAA Tournament.

Howland has already guided Northern Arizona, Pittsburgh and UCLA to the Big Dance.

The first 12 coaches to do so are Lon Kruger, Steve Alford, John Beilein, Lefty Driesell, Cliff Ellis, Larry Eustachy, Jim Harrick, Fran McCaffery, Tom Penders, Tubby Smith, Rick Pitino and Ed-die Sutton.

2015-16 MISSISSIPPI STATE MISCELLANEOUS STATS/SEC STANDINGS

CHARTING THE BULLDOGS

Dunks	
Charges Drawn	
Point Distribution (%)	
Senior	
Junior	
Sophomore	
Freshman	
TOTAL:	
First Sub	
Scored First Points	
How First Points Were Scored	
Final Three Minutes From FT Line	
TOTAL	0-0 (.000)

DIFFERENCE BETWEEN WINNING AND LOSING

Wins	Stat	Losses
	Points	
	Opp. Points	
	Scoring Margin	
	FG%	
	Opp. FG%	
	3FG%	
	Opp. 3FG%	
	FT%	
	Opp. FT%	
	Rebounds	
	Opp. Rebounds	
	Rebound Margin	
	Assists	
	Turnovers	
	Turnover Margin	
	Steals	
	Blocks	

BULLDOGS IN SEC

CATEGORY	RANK
Scoring offense	
Scoring defense	
FG%	
FG% defense	
3PT FG%	
3PT FG% defense	
FT%	
Rebounds	
Rebounds allowed	
Rebound margin	
Assists	
Blocked shots	
Steals	
Turnover margin	
Assist/Turnover ratio	

SEASON AND CAREER TOTALS

2015-16	Career	2015-16	Career
Double-Digit Scoring		3+ 3-Pointers	
Gavin Ware	44 (20-24)	Fred Thomas	17 (8-9)
Craig Sword	52 (23-29)	I.J. Ready	4 (0-4)
Fred Thomas	39 (20-19)	Travis Daniels	2 (1-1)
I.J. Ready	16 (7-9)	Craig Sword	4 (1-3)
Travis Daniels	8 (4-4)		
Fallou Ndoeye	1 (0-1)		
20+ Points		10+ 3-Point Attempt Games	
Gavin Ware	4 (4-0)	Thomas	1 (0-1)
Craig Sword	12 (5-7)		
Fred Thomas	2 (2-0)		
Travis Daniels	1 (1-0)		
30+ Points		3+ Steal Games	
Craig Sword	1 (0-1)	I.J. Ready	8 (5-3)
		Fred Thomas	14 (8-6)
		Craig Sword	17 (7-10)
		Gavin Ware	1 (1-0)
		Demetrius Houston	2 (1-1)
10+ Rebounds		5+ Block Games	
Gavin Ware	16 (12-4)	Ware	1 (0-1)
Double-Doubles		5+ Made Free Throws	
Gavin Ware	12 (9-3)	Craig Sword	22 (12-10)
		Fred Thomas	12 (8-4)
		Gavin Ware	11 (6-5)
		Travis Daniels	2 (1-1)
		I.J. Ready	1 (1-0)

Note: Record in games in ()



Ben Howland
20th Season Overall
1st Season At Mississippi State
401-206 (0-0 at MSU)

- On March 23, 2015, Ben Howland was named the 20th head coach in Mississippi State history.
- In three different stints as a head coach, Howland has a 401-206 record – Northern Arizona (79-59), Pittsburgh (89-40) and UCLA (233-107).
- Led UCLA to three-consecutive Final Fours.

- In 2006, the Bruins played Florida for the national championship.
- In 2008, Howland became one of three coaches in NCAA Division I history to win at least 30 games in three-straight seasons, joining Adolph Rupp (Kentucky 1947-49) and John Calipari (Memphis, 2006-08).
- During his 10-year tenure at UCLA, the Bruins went to the NCAA Tournament seven times and won four Pac-10 regular-season crowns, while having 18 players drafted by NBA teams.
- His 97 victories from 2006-08 stand as the most by any UCLA head coach in a three-year span.
- Has been a Conference Coach of the Year in the Pac-10, Big East and Big Sky.
- His final two years at Pitt, the Panthers went 57-11 and reached the Sweet 16 both years.
- In 2003, Pittsburgh won the Big East Tournament crown and held the nation's No. 2 ranking for eight weeks in the Associated Press poll before ending the year at No. 4.
- In 2002, Howland guided the Panthers to a school-record 29 wins en route to becoming the school's first coach in 26 years to garner National Coach of the Year honors.
- Howland's first coaching gig was at Northern Arizona, where his last three teams posted 20-plus win seasons.
- In 1997, the Lumberjacks had a school-record 21 victories, captured the Big Sky regular-season title and played in the NIT.
- In 1998, Howland guided NAU to its first NCAA Tournament after capturing the Big Sky Tournament championship and second-straight regular-season crown.
- Howland spent one year as a graduate assistant at Gonzaga (1981) before becoming an assistant at California-Santa Barbara from 1982-94.
- Played two years at Santa Barbara College before transferring to Weber State, where he earned his degree in physical education in 1979.
- Howland and his wife, Kim, a former Weber State cheerleader, have two children – Meredith and Adam (Brittney) – and one grandson, Benjamin Clark Howland II.



Howland's Year-By-Year Record				
Northern Arizona (1994-99)				
Year	Overall	Big Sky Record	Postseason	
1995	9-17	4-10 (7th)		
1996	7-19	3-11 (7th)		
1997	21-7	13-1 (1st)	NIT First Round	
1998	21-8	12-2 (1st)	NCAA First Round	
1999	21-8	12-4 (2nd)		
Totals 79-59 (.572)		44-28 (.611)		
Pittsburgh (2000-03)				
Year	Overall	Big East Record	Postseason	
2000	13-15	5-11 (11th)		
2001	19-14	7-9 (5th West)	NIT Second Round	
2002	29-6	13-3 (1st West)	NCAA Sweet 16	
2003	28-5	13-3 (T1st West)	NCAA Sweet 16	
Totals 89-40 (.690)		38-26 (.594)		
UCLA (2004-13)				
Year	Overall	Pac-10/12 Record	Postseason	
2004	11-17	7-11 (1T7th)		
2005	18-11	11-7 (T3rd)	NCAA First Round	
2006	32-7	14-4 (1st)	NCAA Runner-up	
2007	30-6	15-3 (1st)	NCAA Final Four	
2008	35-4	16-2 (1st)	NCAA Final Four	
2009	26-9	13-5 (2nd)	NCAA Second Round	
2010	14-18	8-10 (T5th)		
2011	23-11	13-5 (2nd)	NCAA Second Round	
2012	19-14	11-7 (T5th)		
2013	25-10	13-5 (1st)	NCAA First Round	
Totals 233-107 (.685)		121-59 (.672)		
OVERALL 401-206				

Alabama	1-0	Northern Arizona	1-0
Albany	1-0	Notre Dame	5-8
Appalachian State	1-0	Oakland	2-0
Arizona	14-11	Occidental College	1-0
Arizona State	17-8	Ohio State	2-0
Arkansas	0-1	Oral Roberts	0-2
Arkansas-Pine Bluff	1-0	Oregon	12-8
Belmont	1-0	Oregon State	16-4
Boise State	0-4	Pacific	1-0
Boston College	4-2	Penn State	2-1
Butler	0-1	Pennsylvania	1-0
BYU	2-0	Pepperdine	4-0
Cal Poly	2-2	Pittsburgh	1-0
Cal State Bakersfield	1-0	Portland	0-1
Cal State Fullerton	1-1	Portland State	5-3
Cal State Northridge	9-2	Prairie View A&M	2-0
CSU San Bernardino	1-0	Providence	3-1
California	17-10	Rhode Island	2-0
Central Conn. State	1-0	Richmond	1-0
Chaminade (Hawaii)	3-0	Robert Morris	4-0
Chicago State	1-0	Rutgers	6-1
Cincinnati	0-1	Sacramento State	7-2
Co. of Notre Dame	1-0	Sam Houston State	2-1
Colorado	2-0	San Diego	0-3
Colorado College	2-0	San Diego State	0-1
Colorado State	1-0	San Jose State	1-0
Concordia (Calif.)	0-1	Savannah State	1-0
Connecticut	2-3	Seton Hall	5-2
Coppin State	1-0	Sonoma State	1-0
Davidson	1-0	South Florida	0-1
Delaware State	2-0	Southeast Louisiana	1-0
DePaul	1-0	Southern Cal	14-9
Drexel	1-0	Southern Illinois	1-0
Duquesne	3-1	Southern Utah	3-1
East Carolina	0-1	Southwest Texas	0-1
Eastern Illinois	1-0	St. Bonaventure	2-0
Eastern Washington	10-1	St. Francis (N.Y.)	2-0
Elon	1-0	St. Francis (Pa.)	4-0
Florida	0-3	St. Johns	2-3
Florida International	2-1	St. Martin's	1-0
Fresno State	1-0	Stanford	14-7
George Mason	1-0	Stephen F. Austin	1-1
George Washington	1-0	Syracuse	4-5
Georgetown	5-4	Temple	1-0
Georgia	1-1	Tennessee	0-1
Georgia Tech	1-0	Texas	1-3
Gonzaga	1-0	Texas A&M	2-0
Idaho	1-3	Texas Arlington	1-1
Idaho State	8-3	Texas Tech	0-1
Illinois State	1-0	Texas Pan American	2-0
Indiana	2-0	UC Davis	3-0
Indiana State	1-0	UC Irvine	5-1
IUPUI	1-0	UC Riverside	2-0
James Madison	1-0	UC Santa Barbara	0-1
Kansas	1-3	UCLA	0-1
Kent State	0-1	UNLV	0-1
Kentucky	1-1	Utah	2-1
Long Beach State	3-1	Vermont	1-0
Louisiana Tech	1-0	Villanova	3-3
Loyola Marymount	3-2	VCU	1-3
LSU	1-0	Virginia Tech	2-0
Marist	1-0	Wagner	2-0
Marquette	0-1	Washington	10-11
Maryland	1-0	Washington State	18-3
McNeese State	1-0	Weber State	3-9
Memphis	1-2	West Virginia	5-4
Mercer	1-0	Western Illinois	2-0
Miami	3-3	Western Kentucky	1-0
Miami (OH)	1-0	Western Oregon	1-0
Michigan	4-3	Wright State	1-0
Michigan State	3-1	Wyoming	1-0
Middle Tenn. State	0-1	Xavier	1-0
Minnesota	0-1	Yale	1-0
Mississippi State	0-2	Youngstown State	1-0
MVSU	1-0		
Missouri	1-0	TOTAL:	401-206
Montana	6-5		
Montana State	9-3		
Montana Tech	1-0		
Morgan State	1-0		
Morris Brown	1-0		
N. Mexico Highlands	1-0		
Nebraska	1-1		
Nevada	1-0		
New Mexico State	2-0		
New Orleans	2-0		
Norfolk State	2-0		
North Carolina AT&T	1-0		

MISSISSIPPI STATE BY THE NUMBERS

GAME-BY-GAME SPECIALTY STATS (MSU First)

<u>Opponent</u>	<u>Bench</u>	<u>Paint</u>	<u>Off TO</u>	<u>2nd Chance</u>	<u>Fast Break</u>
Eastern Washington					
Southern					
Miami					
Utah/Texas Tech					
TBA					
UT Martin					
Texas Southern					
UMKC					
Florida State					
Tulane					
Northern Colorado					
North Carolina Central					
Texas A&M					
Arkansas					
Kentucky					
Tennessee					
Florida					
Ole Miss					
South Carolina					
Missouri					
Alabama					
LSU					
Arkansas					
Georgia					
Vanderbilt					
Alabama					
Texas A&M					
South Carolina					
Ole Miss					
Auburn					
SECT					

GAME-BY-GAME LEAD/DEFICIT

<u>Opponent</u>	<u>Largest Lead</u>	<u>Largest Deficit</u>	<u>Final Score</u>
Eastern Washington			
Southern			
Miami			
Utah/Texas Tech			
TBA			
UT Martin			
Texas Southern			
UMKC			
Florida State			
Tulane			
Northern Colorado			
North Carolina Central			
Texas A&M			
Arkansas			
Kentucky			
Tennessee			
Florida			
Ole Miss			
South Carolina			
Missouri			
Alabama			
LSU			
Arkansas			
Georgia			
Vanderbilt			
Alabama			
Texas A&M			
South Carolina			
Ole Miss			
Auburn			
SECT			

Mississippi State Scoring By The Half

Team	1st Half	2nd Half
------	----------	----------

Eastern Washington

Lowest First Half:
 Highest First Half:
 Lowest 2nd Half:
 Highest 2nd Half:

Opponent Scoring By The Half

Team	1st Half	2nd Half
------	----------	----------

Eastern Washington

Lowest First Half:
 Highest First Half:
 Lowest 2nd Half:
 Highest 2nd Half:

MISSISSIPPI STATE BY THE NUMBERS

MSU'S 2014-15 RECORD WHEN . . .

Leads at Halftime	
Trails at Halftime	
Is Tied at Halftime	
Shoots 45% or better from the field	
Shoots less than 45% from the field	
Opp. shoots less than 45% from the field	
Opp. shoots 45% or better from the field	
Outrebounds (or ties) the opponent	
Outrebounded by the opponent	
More Assists (or ties) than the opponent	
Fewer Assists than the opponent	
Fewer (or ties) TOs than opponent	
More TOs than opponent	
Holds opponents to 65 points or less	
In games decided by 10 points or less	

MSU'S 2014-15 RECORD IN . . .

All Games	
Home Games	
Road Games	
Neutral-sites	
Non-SEC Games	
Non-SEC Home Games	
Non-SEC Road Games	
Non-SEC Neutral-site Games	
SEC Games	
SEC Home Games	
SEC Road Games	
SEC Tournament	
November Games	
December Games	
January Games	
February Games	
March Games	
Monday Games	
Tuesday Games	
Wednesday Games	
Thursday Games	
Friday Games	
Saturday Games	
Sunday Games	
Overtime Games	
Television Games	
Games vs. Ranked Opponents	

MISC. 2014-15 TEAM STATS

Largest Lead Surrendered in Loss:

Largest Deficit Overcome in Win:

Largest Lead at Anytime:

Largest Deficit Anytime:

MISCELLANEOUS MSU INDIVIDUAL STATISTICS

Games Scoring in Double Figures:
 Games Scoring 20-plus Points:
 Games Scoring 30-plus Points:
 Games Rebounding in Double Figures:
 Games With Double Figures in Assists:
 Games With Double-Doubles:
 Games With Triple-Doubles:
 Games As Team High Scorer (or co-leader):
 Games As Team High Rebounder (or co-leader):
 Games As Team Leader in Assists (or co-leader):
 Games As Team Leader in Steals (or co-leader):
 Games As Team Leader in Blocks (or co-leader):
 Games As Team Leader in Turnovers (or co-leader):

MSU'S RECORD BY STARTING LINEUP

Newman, Thomas, Sword, Daniels, Ware

GAME-BY-GAME STARTERS

<u>Opponent</u>	<u>Date</u>	<u>Guard</u>	<u>Guard</u>	<u>Guard</u>	<u>Forward</u>	<u>Forward</u>	<u>Record</u>
Eastern Washington							
Southern							
Miami							
Utah/Texas Tech							
TBA							
UT Martin							
Texas Southern							
UMKC							
Florida State							
Tulane							
Northern Colorado							
North Carolina Central							
Texas A&M							
Arkansas							
Kentucky							
Tennessee							
Florida							
Ole Miss							
South Carolina							
Missouri							
Alabama							
LSU							
Arkansas							
Georgia							
Vanderbilt							
Alabama							
Texas A&M							
South Carolina							
Ole Miss							
Auburn							
SECT							

2015-16 Win-Loss Differential

Diff.	1	2	3	4	5	6	7	8	9	10	11	12	13	14	15	16	17	18	19	20	21	22	23	24	25+
Won																									
Lost																									

MISSISSIPPI STATE BY THE NUMBERS

Mississippi State In Overtime Games

This Season	0-0
Overall Overtime Record	60-49
<i>Home Overtime Record</i>	34-21
<i>Road Overtime Record</i>	18-20
<i>Neutral Site Overtime Record</i>	8-8
Humphrey Coliseum Overtime Record	25-16
SEC Tournament Overtime Record	2-5
Double Overtime Record	6-5
Four Overtime Record	0-2
Postseason Overtime Record	1-0
Last OT Played (1OT)	vs. Texas A&M (W, 81-72, 1/18/14)
Last Double OT	vs. UMass (L, 101-96, 3/13/12)
Last Triple OT	vs. Alabama (L, 79-78, 2/27/71)
Last Four OT	vs. Ole Miss (W, 104-102, 1/24/90)

Mississippi State Coaches In Overtime Games

Babe McCarthy	6-5
<i>Home Overtime Record</i>	2-2
<i>Road Overtime Record</i>	2-2
<i>Neutral Site Overtime Record</i>	2-1
Joe Dan Gold	5-3
<i>Home Overtime Record</i>	3-3
<i>Road Overtime Record</i>	1-0
<i>Neutral Site Overtime Record</i>	1-0
Kermit Davis	8-6
<i>Home Overtime Record</i>	5-3
<i>Road Overtime Record</i>	3-3
Ron Greene	2-0
<i>Home Overtime Record</i>	2-0
Jim Hatfield	3-3
<i>Home Overtime Record</i>	3-2
<i>Road Overtime Record</i>	0-1
Bob Boyd	3-4
<i>Home Overtime Record</i>	2-1
<i>Road Overtime Record</i>	1-2
<i>Neutral Site Overtime Record</i>	0-1
Richard Williams	15-11
<i>Home Overtime Record</i>	7-3
<i>Road Overtime Record</i>	5-5
<i>Neutral Site Overtime Record</i>	3-3
Rick Stansbury	15-16
<i>Home Overtime Record</i>	7-6
<i>Road Overtime Record</i>	6-7
<i>Neutral Site Overtime Record</i>	2-3
Rick Ray	3-1
<i>Home Overtime Record</i>	3-1

OVERTIME FOES

TEAM	RECORD	TEAM	RECORD
Alabama	6-6	Morehead State	1-0
Alaska-Fairbanks	1-0	Northeastern Louisiana	0-1
Arkansas	2-1	Northwestern State	0-1
Auburn	6-4	Oklahoma	1-0
Baylor	1-0	Ole Miss	6-3
BYU	0-1	Old Dominion	0-1
California	0-1	San Diego	0-1
Drake	1-0	Santa Clara	2-0
Florida	0-3	Southern Mississippi	1-0
Florida State	1-0	Southwestern Louisiana	1-0
Georgia	3-3	South Alabama	1-0
Georgia Tech	1-0	South Carolina	3-0
Houston	0-1	Tennessee	6-2
Idaho	0-1	Texas	1-0
Kentucky	4-5	Texas A&M	1-1
Loyola	1-0	Troy	2-0
LSU	3-4	Tulane	0-1
Memphis	1-0	UAB	0-1
Missouri-Kansas City	0-1	UMass	0-1
Montana	1-0	Vanderbilt	2-5

THE LAST TIME . . .

THE LAST TIME AN MSU PLAYER ...

Scored 30 or more points in a game:

32, Ravern Johnson vs. Tenn. St. (11-12-10)

Scored 33 or more points in a game:

33, Craig Sword at LSU (2-19-14)

Scored 34 or more points in a game:

34, Arnett Moultrie vs. UMass (3-13-12)

Scored 35 or more points in a game:

36, Jeff Malone at Ole Miss (2-19-83)

Scored 37 or more points in a game:

39, Jeff Malone vs. Alabama (1-31-83)

Scored 40 or more points in a game:

40, Rickey Brown vs. Auburn (3-7-77)

Scored 20+ points in back-to-back games:

Craig Sword (26 at South Carolina 2-28-15;
20 at Vanderbilt (3-04-15)

Scored 20+ points in three-consecutive games:

Craig Sword (24 vs. Loyola, 12-01-13; 24 vs.
TCU, 12-05-13; 22 vs. SELA, 12-13-13)

Scored 20+ points in five-consecutive games:

Jeff Malone, 1982-83 (11 consecutive)

Scored 30+ points in back-to-back games:

Jeff Malone (36 at Ole Miss & 30 vs.
Georgia, 1982-83)

Scored 30+ points in three-consecutive games:

Jeff Malone (33 at LSU; 36 at Ole Miss &
30 vs. Georgia, 1982-83)

Two players score 20+ points in same game:

Craig Sword, 22; Roquez Johnson, 22, at
Missouri (2-14-15)

Made 10 field goals in a game:

10, Craig Sword at South Carolina (2-28-15)

Made 11 field goals in a game:

11, Craig Sword at LSU (2-19-14)

Made 12 field goals in a game:

12, Arnett Moultrie vs. UMass (3-13-12)

Made 13 field goals in a game:

13, Horatio Webster vs. SW Missouri St.
(11-23-97)

Made 14 field goals in a game:

14, Cameron Burns at Georgia (1-17-90)

Made 15 or more field goals in a game:

16, Raymond Brown vs. Florida (3-2-85)

Attempted 20 field goals in a game:

20, Ravern Johnson vs. St. Mary's (12-29-10)

Attempted 21 or more field goals in a game:

21, Dee Bost vs. Kentucky (2-16-10)

Attempted 23 or more field goals in a game:

23, Arnett Moultrie vs. UMass (3-13-12)

Attempted 25 field goals in a game:

25, Chuck Evans at Alabama (3-6-93)

Attempted 26 field goals in a game:

26, Tony Watts at Ole Miss (2-22-92)

Attempted 27 or more field goals in a game:

28, Jeff Malone vs. Vanderbilt (1-8-83)

Made six 3-pointers in a game:

6, Dee Bost vs. Old Dominion (11-28-09)

Made seven 3-pointers in a game:

7, Dee Bost vs. Troy (12-10-11)

Made eight or more 3-pointers in a game:

8, Winsome Frazier vs. UMKC (11-23-04)

Attempted 11 3-pointers in a game:

11, Dee Bost vs. Detroit (12-17-11)

Attempted 12 3-pointers in a game:

12, Ravern Johnson vs. ETSU (12-11-10)

Attempted 13 or more 3-pointers in a game:

13, Dee Bost vs. Troy (12-10-11)

Attempted 16 or more 3-pointers in a game:

17, Darryl Wilson vs. Alabama (3-4-95)

Made 14 or more free throws in a game:

14, Trivante Bloodman vs. Auburn (2-15-14)

Made 15 or more free throws in a game:

15, Craig Sword vs. Ole Miss (1-11-14)

Attempted 17 free throws in a game:

17, Jarvis Varnado at Houston (12-19-09)

Attempted 18 free throws in a game:

18, Craig Sword vs. Ole Miss (1-11-14)

Attempted 19 free throws in a game:

19, Carl Nichols vs. SE La. (12-1-88)

Had 16 rebounds in a game:

16, Gavin Ware vs. Maryland ES (1-2-14)

Had 17 rebounds in a game:

17, Gavin Ware at Auburn (1-21-15)

Had 18 or more rebounds in a game:

21, Wesley Morgan vs. SE La. (11-28-05)

Had 22 or more rebounds in a game:

23, Rickey Brown vs. Vanderbilt (12-6-79)

Had 24 or more rebounds in a game:

24, Wiley Peck vs. Alabama (1-27-79)

Had 10 or more offensive rebounds in a game:

11, Arnett Moultrie vs. Northwestern State
(12-22-11)

Had 10 or more defensive rebounds in a game:

10, Gavin Ware vs. LSU (1-31-15)

Had 13 or more defensive rebounds in a game:

13, Colin Borchert (3-9-13)

Had 15 or more defensive rebounds in a game:

15, Jarvis Varnado at San Diego (12-31-09)

Had 10 assists in a game:

10, Dee Bost vs. LSU (1-25-11)

Had 11 assists in a game:

11, Dee Bost vs. Vanderbilt (3-11-11)

Had 13 assists in a game:

13, Dee Bost vs. Ole Miss (2-9-12)

Had 14 assists in a game:

14, Gary Ervin vs. Florida A&M (12-20-04)

Had 15 or more assists in a game:

16, Chuck Evans at UMKC (2-23-93)

Had 10 or more turnovers in a game:

10, Charles Rhodes vs. Nicholls (11-11-06)

Had five or more blocks in a game:

5, Gavin Ware at Loyola (12-15-12)

Had seven blocks in a game:

7, Jarvis Varnado at LSU (2-20-10)

Had eight blocks in a game:

8, Jarvis Varnado vs. Alabama (2-24-10)

Had nine blocks in a game:

9, Jarvis Varnado at Vanderbilt (2-3-10)

Had 10 blocks in a game:

10, Jarvis Varnado vs. Arkansas (1-14-10)

Had 10+ blocks in two consecutive games:

Jarvis Varnado (10 vs. Georgia & 10 vs.
Kentucky, 2007-08)

Had five steals in a game:

5, Fred Thomas vs. Clayton State (11-24-14)

Had six or more steals in a game:

7, Craig Sword vs. Ole Miss (1-11-14)

LAST TIME AN MSU TEAM...

Scored 100 or more points:

106 vs. Troy (12-10-11)

Scored 100 or more points in an SEC game:

105 vs. Auburn (3-2-04)

Allowed 100 or more points in an SEC game:

115 at Arkansas (2-20-93)

Allowed 100 or more points in non-SEC play:

101 vs. UMass (3-13-12)

Was held to 52 points or less:

51 vs. Alabama (2-10-15)

Was held to 50 points:

50 vs. Alabama (2-25-12)

Was held to 49 points or less:

47 vs. Florida (1-10-15)

Was held to 45 points or less:

41 at Georgia (2-7-15)

Was held to 40 points or less:

36 vs. Missouri (2-13-13)

Was held to 35 points or less:

31 vs. Vanderbilt (2-23-13)

Was held to fewer than 10 points in a half:

9 at Arkansas, first (2-7-15)

Held opponent to 59 points or less:

59 vs. Oregon State (12-13-14)

Held opponent to 56 points or less:

56 at Vanderbilt (3-4-15)

Held opponent to 55 points or less:

55 vs. Alabama (2-10-15)

Held opponent to 50 points or less:

47 vs. Jacksonville (12-23-14)

Held opponent to 45 points or less:

45 vs. MVSU (12-28-09)

Held opponent to 42 points or less:

42 vs. Texas-San Antonio (12-4-12)

Held opponent to 39 points or less:

39 at LSU (1-9-08)

Shot 50 percent or better from the field:

.500 [26-52] at LSU (2-19-14)

Shot 55 percent or better from the field:

.561 [23-41] at Missouri (2-14-15)

Shot 60 percent or better from the field:

.604 [29-48] vs. Auburn (2-4-12)

Shot 65 percent or better from the field:

.660 [35-53] vs. Western Kentucky (1-5-09)

Was held to less than 35 percent from the field:

.311 [14-45] at Arkansas (2-7-15)

Was held to less than 30 percent from the field:

.283 [17-60] vs. North Carolina (11-19-12)

Was held to less than 25 percent from the field:

.175 [7-40] vs. Vanderbilt (2-23-13)

Held opp. to 35 percent or less from the field:

.327 [17-52] vs. Arkansas (2-10-15)

Held opp. to 30 percent or less from the field:

.273 [15-55] vs. Texas-San Antonio (12-4-12)

Opponent shot 50 percent or better:

.553 [26-57] Vanderbilt (3-4-15)

Opponent shot 60 percent or better:

.623 [33-53] Missouri (3-1-14)

Made 35 or more field goals:

35 vs. Mississippi Valley State (11-19-13)

Made 40 or more field goals:

40 vs. Troy (12-10-11)

Made fewer than 15 field goals:

14 at Arkansas (2-7-15)

Attempted 70 or more shots from the field:

71 vs. Troy (12-10-11)

Attempted 80 or more shots from the field:

80 at Alabama (2-21-09)

Attempted just 40 shots from the field:

40 vs. Vanderbilt (2-23-13)

Attempted 39 or fewer shots from the field:

39 at Vanderbilt (3-4-15)

Attempted 35 or fewer shots from the field:

34 vs. Tennessee (2-3-15)

Made 10 or more 3-pointers:

10 at Texas A&M (1-13-15)

Made 12 3-pointers:

12 vs. Auburn (2-4-12)

Made 15 3-pointers:

15 vs. North Carolina A&T (12-12-10)

Made 16 3-pointers:

16 vs. Troy (12-10-11)

Did not make a 3-pointer:

[0-10] at Arkansas (2-7-15)

Made just one 3-pointer:

vs. Tennessee (1-7-15)

Made just two 3-pointers:

vs. Kentucky (2-25-15)

Attempted nine 3-pointers or less:

9 vs. Tennessee (1-7-15)

Attempted six 3-pointers or less:

6 at Ole Miss (1-29-03)

Attempted 25 3-pointers:

25 vs. Georgia (2-14-12)

Attempted 26 3-pointers:

26 vs. South Carolina (3-5-11)

Attempted 27 or more 3-pointers:

29 vs. Ole Miss (1-18-12)

Attempted 30 or more 3-pointers:

31 vs. Troy (12-10-11)

Attempted 35 or more 3-pointers:

35 vs. Kentucky (2-16-10)

Made 31 or more free throws:

31 vs. Auburn (1-22-14)

THE LAST TIME (CONTINUED) . . .

Made 40 or more free throws:

41 vs. LSU (2-11-09)

Made 50 or more free throws:

52 vs. LSU (2-11-09)

Made fewer than five free throws:

4 at Vanderbilt (2-1-14)

Made fewer than four free throws:

3 vs. Baylor (12-28-11)

Made only 1 free throw:

1 vs. Florida (1-30-14)

Attempted 30 or more free throws:

33 at Missouri (2-14-15)

Attempted 35 or more free throws:

35 vs. Tennessee (2-3-15)

Attempted 40 or more free throws:

44 vs. Tennessee (1-7-15)

Attempted 45 or more free throws:

45 vs. Florida A&M (12-17-13)

Attempted fewer than 10 free throws:

6, vs. Florida (1-30-14)

Had 50 or more rebounds:

51 vs. Prairie View (11-8-13)

Had 55 or more rebounds:

58 vs. Troy (12-10-05)

Had 59 or more rebounds:

59 at Houston (12-19-09)

Had fewer than 25 rebounds:

21 vs. McNeese State (12-30-14)

Had 20 or fewer rebounds:

19 at Vanderbilt (3-4-15)

Had 20 or more assists:

20 vs. Louisiana-Monroe (11-21-11)

Had 21 or more assists:

21 vs. Auburn (2-4-12)

Had 25 or more assists:

25 vs. St. Bonaventure (12-05-09)

Had 30 or more assists:

30 vs. Troy (12-10-11)

Had 5 Assists:

5, Alabama (2-10-15)

Had Fewer Than 5 Assists:

4, Tennessee (1-2-15)

Had 20 or more turnovers:

20 vs. South Carolina (3-6-13)

Had 21 or more turnovers:

21 vs. Jacksonville (12-23-14)

Had 23 or more turnovers:

23 vs. Arkansas (2-21-15)

Had 24 or more turnovers:

24 at Arkansas (2-7-15)

Had 25 turnovers:

26 vs. Mississippi Valley State (11-17-14)

Had 29 or more turnovers:

29 at Arkansas (1-23-13)

Had 30 or more turnovers:

31 at Kentucky (1-7-97)

Had 34 or more turnovers:

34 at Evansville (12-17-75)

Had fewer than 10 turnovers:

8 vs. Kentucky (2-25-15)

Had five or fewer turnovers:

5 vs. Florida Atlantic (11-30-10)

Forced 25 or more turnovers

26 vs. Kennesaw State (11-14-13)

Had 10 blocked shots:

10 vs. Tennessee (1-12-12)

Had 11 blocked shots:

11 at Alabama (2-21-09)

Had 12 blocked shots:

12 vs. Troy (11-26-10)

Had 13 blocked shots:

13 vs. Arkansas (1-14-10)

Had 14 blocked shots:

14 vs. Texas-Pan American (11-24-09)

Had 16 blocked shots:

16 vs. Georgia (1-12-08)

Had 10 steals:

10 vs. Auburn (12-1-15)

Had 11 steals:

11 at Clayton State (11-24-14)

Had 12 steals:

12 vs. LSU (1-31-15)

Had 13 or more steals:

14 vs. South Carolina (1-9-13)

Had 15 or more steals:

15 vs. Florida Gulf Coast (12-19-13)

Had 17 or more steals:

17 vs. Florida Atlantic (11-13-12)

Had 20 or more steals:

20 vs. Nicholls State (11-17-01)

Had 1 steal or less:

1 vs. Vanderbilt (3-11-11)

1 FRED THOMAS



Senior | Guard

6-5 | 210

Jackson, MS

Jim Hill HS

Season Highs

Points:
FGM:
FGA:
3FGM:
3FGA:
FTM:
FTA:
Rebounds:
Assists:
Blocks:
Steals:
Minutes:

Career Highs

Points: 21, South Carolina, 3-13-13
FGM: 7, twice, last vs. Missouri, 3-1-14
FGA: 15, Marquette, 11-20-12
3FGM: 4, 10x, last vs. Tennessee, 2-3-15
3FGA: 10, twice, last vs. Providence, 12-1-12
FTM: 8, Florida, 1-26-13
FTA: 9, twice, last vs. Utah State, 11-22-14
Rebounds: 9, Oregon State, 12-13-14
Assists: 4, twice, last vs. USC, 3-6-13
Blocks: 3, four times, last vs. Auburn, 1-22-14
Steals: 7, Florida, 1-26-13
Minutes: 41, Texas A&M, 1-18-14

2015-16 Game-By-Game

Opponent	MIN	FG	Pct.	3FG	Pct.	FT	Pct.	O-D-R	PF	A	TO	B	S	PTS
N13 Eastern Washington														
N16 Southern University														
N19 Miami														
N20 Texas Tech/Utah														
N22 TBA														
N28 UT Martin														
D2 Texas Southern														
D12 UMKC														
D16 Florida State														
D19 Tulane														
D23 Northern Colorado														
D31 North Carolina Central														
J6 Texas A&M														
J9 Arkansas														
J12 Kentucky														
J16 Tennessee														
J19 Florida														
J23 Ole Miss														
J26 South Carolina														
J30 Missouri														
F2 Alabama														
F6 LSU														
F9 Arkansas														
F13 Georgia														
F16 Vanderbilt														
F20 Alabama														
F24 Texas A&M														
F27 South Carolina														
M2 Ole Miss														
M5 Auburn														
M9 SEC Tournament														

Thomas' Notes . . .

✓

CAREER STATS For FRED THOMAS

Year	GP-GS	Min/Avg	FG-FGA	Pct	3FM-3GA	Pct	FT-FTA	Pct	Rebs	PF-D	Ast	TO	Blk	Stl	Pts/Avg
2012-13	32-19	917/28.7	103-314	.328	41-172	.238	62-78	.195	112-3.5	45-1	43	49	27	56	309/9.7
2013-14	31-23	927/29.9	99-259	.382	46-144	.319	45-72	.625	91-2.9	56-0	44	40	23	31	289/9.3
2014-15	31-16	757/24.4	84-223	.377	47-137	.343	67-85	.788	111-3.6	58-0	25	47	15	23	282/9.1
2015-16															
TOTAL	94-58	2601/27.7	286-796	.359	134-453	.296	174-235	.740	314-3.3	159-1	112	136	65	110	880/9.5

2 DEMETRIUS HOUSTON



Sophomore | Forward

6-7 | 201

Montgomery, AL

G.W. Carver HS

Season Highs

Points:
FGM:
FGA:
3FGM:
3FGA:
FTM:
FTA:
Rebounds:
Assists:
Blocks:
Steals:
Minutes:

Career Highs

Points: 9, twice, last vs. Missouri 3-7-15
FGM: 3, 5x, last vs. Missouri, 3-7-15
FGA: 7, Kentucky, 2-25-15
3FGM: 1, 4x, last vs. Florida, 1-10-15
3FGA: 3, Utah State, 11-22-14
FTM: 1, Missouri, 3-7-15
FTA: 8, Tennessee, 1-7-15
Rebounds: 7, twice, last vs. MVSU, 11-17-14
Assists: 2, Kentucky, 2-25-15
Blocks: 1, 6x, last vs. Arkansas, 2-21-15
Steals: 3, twice, last vs. Tennessee, 2-3-15
Minutes: 22, Western Carolina 11-14-14

2015-16 Game-By-Game

Opponent	MIN	FG	Pct.	3FG	Pct.	FT	Pct.	O-D-R	PF	A	TO	B	S	PTS
N13 Eastern Washington														
N16 Southern University														
N19 Miami														
N20 Texas Tech/Utah														
N22 TBA														
N28 UT Martin														
D2 Texas Southern														
D12 UMKC														
D16 Florida State														
D19 Tulane														
D23 Northern Colorado														
D31 North Carolina Central														
J6 Texas A&M														
J9 Arkansas														
J12 Kentucky														
J16 Tennessee														
J19 Florida														
J23 Ole Miss														
J26 South Carolina														
J30 Missouri														
F2 Alabama														
F6 LSU														
F9 Arkansas														
F13 Georgia														
F16 Vanderbilt														
F20 Alabama														
F24 Texas A&M														
F27 South Carolina														
M2 Ole Miss														
M5 Auburn														
M9 SEC Tournament														

Houston's Notes . . .

✓

CAREER STATS FOR DEMETRIUS HOUSTON

Year	GP-GS	Min/Avg	FG-FGA	Pct	3FM-3GA	Pct	FT-FTA	Pct	Rebs	PF-D	Ast	TO	Blk	Stl	Pts/Avg
2014-15	29-0	378/13.0	31-102	.304	3-13	.231	24-45	.533	66-2.3	42-0	11	35	5	15	89/3.1
2015-16															
TOTALS	29-0	378/13.0	31-102	.304	3-13	.231	24-45	.533	66-2.3	42-0	11	35	5	15	89/3.1

4 JOHNNY ZUPPARDO



Senior | Forward

6-8 | 226

Bay St. Louis, MS

Jones Junior College

Season Highs

Points:
FGM:
FGA:
3FGM:
3FGA:
FTM:
FTA:
Rebounds:
Assists:
Blocks:
Steals:
Minutes:

Zuppardo's Notes . . .

✓

2015-16 Game-By-Game

Opponent	MIN	FG	Pct.	3FG	Pct.	FT	Pct.	O-D-R	PF	A	TO	B	S	PTS
N13 Eastern Washington														
N16 Southern University														
N19 Miami														
N20 Texas Tech/Utah														
N22 TBA														
N28 UT Martin														
D2 Texas Southern														
D12 UMKC														
D16 Florida State														
D19 Tulane														
D23 Northern Colorado														
D31 North Carolina Central														
J6 Texas A&M														
J9 Arkansas														
J12 Kentucky														
J16 Tennessee														
J19 Florida														
J23 Ole Miss														
J26 South Carolina														
J30 Missouri														
F2 Alabama														
F6 LSU														
F9 Arkansas														
F13 Georgia														
F16 Vanderbilt														
F20 Alabama														
F24 Texas A&M														
F27 South Carolina														
M2 Ole Miss														
M5 Auburn														
M9 SEC Tournament														

CAREER STATS FOR JOHNNY ZUPPARDO

Year	GP-GS	Min/Avg	FG-FGA	Pct	3FM-3GA	Pct	FT-FTA	Pct	Rebs	PF-D	Ast	TO	Blk	Stl	Pts/Avg
2015-16															

5 JOE STRUGG



Freshman | Forward

6-9 | 192

Montgomery, AL

G.W. Carver HS

Season Highs

Points:
FGM:
FGA:
3FGM:
3FGA:
FTM:
FTA:
Rebounds:
Assists:
Blocks:
Steals:
Minutes:

Strugg's Notes . . .

✓ Missed all of preseason with a foot injury.

2015-16 Game-By-Game

Opponent	MIN	FG	Pct.	3FG	Pct.	FT	Pct.	O-D-R	PF	A	TO	B	S	PTS
N13 Eastern Washington														
N16 Southern University														
N19 Miami														
N20 Texas Tech/Utah														
N22 TBA														
N28 UT Martin														
D2 Texas Southern														
D12 UMKC														
D16 Florida State														
D19 Tulane														
D23 Northern Colorado														
D31 North Carolina Central														
J6 Texas A&M														
J9 Arkansas														
J12 Kentucky														
J16 Tennessee														
J19 Florida														
J23 Ole Miss														
J26 South Carolina														
J30 Missouri														
F2 Alabama														
F6 LSU														
F9 Arkansas														
F13 Georgia														
F16 Vanderbilt														
F20 Alabama														
F24 Texas A&M														
F27 South Carolina														
M2 Ole Miss														
M5 Auburn														
M9 SEC Tournament														

CAREER STATS For JOE STRUGG

Year	GP-GS	Min/Avg	FG-FGA	Pct	3FM-3GA	Pct	FT-FTA	Pct	Rebs	PF-D	Ast	TO	Blk	Stl	Pts/Avg
2015-16															

10 CARTER HOLMES



Sophomore | Guard

6-0 | 185

Jackson, MS

Jackson Academy

Season Highs

Points:
FGM:
FGA:
3FGM:
3FGA:
FTM:
FTA:
Rebounds:
Assists:
Blocks:
Steals:
Minutes:

Holmes' Notes . . .

✓

2015-16 Game-By-Game

Opponent	MIN	FG	Pct.	3FG	Pct.	FT	Pct.	O-D-R	PF	A	TO	B	S	PTS
N13 Eastern Washington														
N16 Southern University														
N19 Miami														
N20 Texas Tech/Utah														
N22 TBA														
N28 UT Martin														
D2 Texas Southern														
D12 UMKC														
D16 Florida State														
D19 Tulane														
D23 Northern Colorado														
D31 North Carolina Central														
J6 Texas A&M														
J9 Arkansas														
J12 Kentucky														
J16 Tennessee														
J19 Florida														
J23 Ole Miss														
J26 South Carolina														
J30 Missouri														
F2 Alabama														
F6 LSU														
F9 Arkansas														
F13 Georgia														
F16 Vanderbilt														
F20 Alabama														
F24 Texas A&M														
F27 South Carolina														
M2 Ole Miss														
M5 Auburn														
M9 SEC Tournament														

CAREER STATS FOR CARTER HOLMES

Year	GP-GS	Min/Avg	FG-FGA	Pct	3FM-3GA	Pct	FT-FTA	Pct	Rebs	PF-D	Asst	TO	Blk	Stl	Pts/Avg
2015-16															

11 QUINNDARY WEATHERSPOON



Freshman | Guard

6-4 | 202

Canton, MS

Velma Jackson HS

Season Highs

Points:
FGM:
FGA:
3FGM:
3FGA:
FTM:
FTA:
Rebounds:
Assists:
Blocks:
Steals:
Minutes:

Weatherspoon's Notes . . .

✓

2015-16 Game-By-Game

Opponent	MIN	FG	Pct.	3FG	Pct.	FT	Pct.	O-D-R	PF	A	TO	B	S	PTS
N13 Eastern Washington														
N16 Southern University														
N19 Miami														
N20 Texas Tech/Utah														
N22 TBA														
N28 UT Martin														
D2 Texas Southern														
D12 UMKC														
D16 Florida State														
D19 Tulane														
D23 Northern Colorado														
D31 North Carolina Central														
J6 Texas A&M														
J9 Arkansas														
J12 Kentucky														
J16 Tennessee														
J19 Florida														
J23 Ole Miss														
J26 South Carolina														
J30 Missouri														
F2 Alabama														
F6 LSU														
F9 Arkansas														
F13 Georgia														
F16 Vanderbilt														
F20 Alabama														
F24 Texas A&M														
F27 South Carolina														
M2 Ole Miss														
M5 Auburn														
M9 SEC Tournament														

CAREER STATS FOR QUINNDARY WEATHERSPOON

Year	GP-GS	Min/Avg	FG-FGA	Pct	3FM-3GA	Pct	FT-FTA	Pct	Rebs	PF-D	Ast	TO	Blk	Stl	Pts/Avg
2015-16															

14 MALIK NEWMAN



Freshman | Guard

6-3 | 190

Jackson, MS

Callaway HS

Season Highs

Points:
FGM:
FGA:
3FGM:
3FGA:
FTM:
FTA:
Rebounds:
Assists:
Blocks:
Steals:
Minutes:

Newman's Notes . . .

- ✓ Preseason All-SEC selection.
- ✓ DNP vs. Fort Valley State due to turf toe.

2015-16 Game-By-Game

Opponent	MIN	FG	Pct.	3FG	Pct.	FT	Pct.	O-D-R	PF	A	TO	B	S	PTS
N13 Eastern Washington														
N16 Southern University														
N19 Miami														
N20 Texas Tech/Utah														
N22 TBA														
N28 UT Martin														
D2 Texas Southern														
D12 UMKC														
D16 Florida State														
D19 Tulane														
D23 Northern Colorado														
D31 North Carolina Central														
J6 Texas A&M														
J9 Arkansas														
J12 Kentucky														
J16 Tennessee														
J19 Florida														
J23 Ole Miss														
J26 South Carolina														
J30 Missouri														
F2 Alabama														
F6 LSU														
F9 Arkansas														
F13 Georgia														
F16 Vanderbilt														
F20 Alabama														
F24 Texas A&M														
F27 South Carolina														
M2 Ole Miss														
M5 Auburn														
M9 SEC Tournament														

CAREER STATS FOR MALIK NEWMAN

Year	GP-GS	Min/Avg	FG-FGA	Pct	3FM-3GA	Pct	FT-FTA	Pct	Rebs	PF-D	Asst	TO	Blk	Stl	Pts/Avg
2015-16															

15 I.J. READY



Junior | Guard

5-11 | 170

North Little Rock, AR

Parkview Magnet HS

Season Highs

Points:
FGM:
FGA:
3FGM:
3FGA:
FTM:
FTA:
Rebounds:
Assists:
Blocks:
Steals:
Minutes:

Career Highs

Points: 18, 5x, Auburn, 1-21-15
FGM: 7, vs. Auburn, 3-11-15
FGA: 16, vs. Auburn, 3-11-15
3FGM: 4, Georgia, 1-24-15
3FGA: 7, 6x, last vs. Auburn, 3-11-15
FTM: 6, Auburn, 1-21-15
FTA: 6, Auburn, 1-21-15
Rebounds: 8, twice, last vs. Auburn, 1-21-15
Assists: 7, 3x, last vs. South Carolina, 3-7-15
Blocks: --
Steals: 5, Florida Gulf Coast, 12-19-13
Minutes: 35, Arkansas, 2-22-14

2015-16 Game-By-Game

Opponent	MIN	FG	Pct.	3FG	Pct.	FT	Pct.	O-D-R	PF	A	TO	B	S	PTS
N13 Eastern Washington														
N16 Southern University														
N19 Miami														
N20 Texas Tech/Utah														
N22 TBA														
N28 UT Martin														
D2 Texas Southern														
D12 UMKC														
D16 Florida State														
D19 Tulane														
D23 Northern Colorado														
D31 North Carolina Central														
J6 Texas A&M														
J9 Arkansas														
J12 Kentucky														
J16 Tennessee														
J19 Florida														
J23 Ole Miss														
J26 South Carolina														
J30 Missouri														
F2 Alabama														
F6 LSU														
F9 Arkansas														
F13 Georgia														
F16 Vanderbilt														
F20 Alabama														
F24 Texas A&M														
F27 South Carolina														
M2 Ole Miss														
M5 Auburn														
M9 SEC Tournament														

Ready's Notes . . .

✓

CAREER STATS FOR I.J. READY

Year	GP-GS	Min/Avg	FG-FGA	Pct	3FM-3GA	Pct	FT-FTA	Pct	Rebs	PF-D	Asst	TO	Blk	Stl	Pts/Avg
2013-14	26-21	626/24.1	59-159	.371	17-48	.354	18-21	.857	55-2.1	31-1	69	41	0	32	153/5.9
2014-15	29-21	744/25.7	87-218	.399	28-95	.295	37-42	.881	57-2.0	46-0	71	41	0	37	239/8.2
2015-16															
Totals	55-42	1370/24.9	146-377	.387	45-143	.315	55-63	.873	112-2.0	77-1	140	82	0	69	392/7.1

20 **GAVIN WARE**

Senior | Forward

6-9 | 260

Starkville, MS

Starkville HS

Season Highs

Points:
FGM:
FGA:
3FGM:
3FGA:
FTM:
FTA:
Rebounds:
Assists:
Blocks:
Steals:
Minutes:

Career Highs

Points: 23, MVSU, 11-19-13
FGM: 10, Maryland Eastern Shore, 1-2-14
FGA: 15, Arkansas, 2-7-15
3FGM: --
3FGA: --
FTM: 8, Kentucky, 2-8-14
FTA: 11, MVSU, 11-19-13
Rebounds: 17, Auburn, 1-21-15
Assists: 2, Arkansas, 1-23-13
Blocks: 5, Loyola, 12-15-12
Steals: 3, Kennesaw State, 11-14-13
Minutes: 36, Texas A&M, 1-30-13

2015-16 Game-By-Game

Opponent	MIN	FG	Pct.	3FG	Pct.	FT	Pct.	O-D-R	PF	A	TO	B	S	PTS
N13 Eastern Washington														
N16 Southern University														
N19 Miami														
N20 Texas Tech/Utah														
N22 TBA														
N28 UT Martin														
D2 Texas Southern														
D12 UMKC														
D16 Florida State														
D19 Tulane														
D23 Northern Colorado														
D31 North Carolina Central														
J6 Texas A&M														
J9 Arkansas														
J12 Kentucky														
J16 Tennessee														
J19 Florida														
J23 Ole Miss														
J26 South Carolina														
J30 Missouri														
F2 Alabama														
F6 LSU														
F9 Arkansas														
F13 Georgia														
F16 Vanderbilt														
F20 Alabama														
F24 Texas A&M														
F27 South Carolina														
M2 Ole Miss														
M5 Auburn														
M9 SEC Tournament														

Ware's Notes . . .

✓

CAREER STATS FOR GAVIN WARE

Year	GP-GS	Min/Avg	FG-FGA	Pct	3FM-3GA	Pct	FT-FTA	Pct	Rebs	PF-D	Ast	TO	Blk	Stl	Pts/Avg
2012-13	32-27	824/25.8	110-203	.542	0-0	.000	50-89	.562	206-6.4	65-2	9	40	24	15	270/8.4
2013-14	33-33	858/26.0	129-222	.581	0-0	.000	72-111	.649	236-7.2	82-1	7	45	12	28	330/10.0
2014-15	30-25	803/26.8	110-220	.500	0-0	.000	81-109	.743	212-7.1	70-2	9	45	32	11	301/10.0
2015-16															
TOTALS	95-85	2485/26.2	349-645	.541	0-0	.000	203-309	.657	654-6.9	217-5	25	130	68	54	901/9.5

21 REGGIE PATTERSON



Junior | Guard

6-4 | 168

Baldwyn, MS

Northeast Mississippi CC

Season Highs

Points:
FGM:
FGA:
3FGM:
3FGA:
FTM:
FTA:
Rebounds:
Assists:
Blocks:
Steals:
Minutes:

Patterson's Notes . . .

✓

2015-16 Game-By-Game

Opponent	MIN	FG	Pct.	3FG	Pct.	FT	Pct.	O-D-R	PF	A	TO	B	S	PTS
N13 Eastern Washington														
N16 Southern University														
N19 Miami														
N20 Texas Tech/Utah														
N22 TBA														
N28 UT Martin														
D2 Texas Southern														
D12 UMKC														
D16 Florida State														
D19 Tulane														
D23 Northern Colorado														
D31 North Carolina Central														
J6 Texas A&M														
J9 Arkansas														
J12 Kentucky														
J16 Tennessee														
J19 Florida														
J23 Ole Miss														
J26 South Carolina														
J30 Missouri														
F2 Alabama														
F6 LSU														
F9 Arkansas														
F13 Georgia														
F16 Vanderbilt														
F20 Alabama														
F24 Texas A&M														
F27 South Carolina														
M2 Ole Miss														
M5 Auburn														
M9 SEC Tournament														

CAREER STATS FOR REGGIE PATTERSON

Year	GP-GS	Min/Avg	FG-FGA	Pct	3FM-3GA	Pct	FT-FTA	Pct	Rebs	PF-D	Ast	TO	Blk	Stl	Pts/Avg
2015-16															

22 FALLOU NDOYE



Sophomore | Forward

6-10 | 242

Taif, Senegal

Findley Prep

Season Highs

Points:
FGM:
FGA:
3FGM:
3FGA:
FTM:
FTA:
Rebounds:
Assists:
Blocks:
Steals:
Minutes:

Career Highs

Points: 11, South Carolina Upstate, 12-20-14
FGM: 4, South Carolina Upstate, 12-20-14
FGA: 5, 3x, last vs. LSU, 1-31-15
3FGM: --
3FGA: --
FTM: 3, twice, last vs. USC Upstate, 12-20-14
FTA: 4, South Carolina Upstate, 12-20-14
Rebounds: 5, 4x, last vs. LSU, 1-31-15
Assists: 1, 6x, last vs. McNeese, 12-30-14
Blocks: 1, 9x, last vs. Arkansas, 2-21-15
Steals: 1, 8x, last vs. Ole Miss, 2-19-15
Minutes: 29, McNeese, 12-30-14

2015-16 Game-By-Game

Opponent	MIN	FG	Pct.	3FG	Pct.	FT	Pct.	O-D-R	PF	A	TO	B	S	PTS
N13 Eastern Washington														
N16 Southern University														
N19 Miami														
N20 Texas Tech/Utah														
N22 TBA														
N28 UT Martin														
D2 Texas Southern														
D12 UMKC														
D16 Florida State														
D19 Tulane														
D23 Northern Colorado														
D31 North Carolina Central														
J6 Texas A&M														
J9 Arkansas														
J12 Kentucky														
J16 Tennessee														
J19 Florida														
J23 Ole Miss														
J26 South Carolina														
J30 Missouri														
F2 Alabama														
F6 LSU														
F9 Arkansas														
F13 Georgia														
F16 Vanderbilt														
F20 Alabama														
F24 Texas A&M														
F27 South Carolina														
M2 Ole Miss														
M5 Auburn														
M9 SEC Tournament														

Ndoye's Notes . . .

✓

CAREER STATS For FALLOU NDOYE

Year	GP-GS	Min/Avg	FG-FGA	Pct	3FM-3GA	Pct	FT-FTA	Pct	Rebs	PF-D	Asst	TO	Blk	Stl	Pts/Avg
2014-15	30-6	372/12.4	26-54	.481	0-0	.000	11-21	.524	55-1.8	67-4	5	27	7	6	63/2.1
2015-16															
TOTALS															

23 TRAVIS DANIELS



Senior | Guard

6-7 | 225

Tuscaloosa, AL

Shelton State CC

Season Highs

Points:
FGM:
FGA:
3FGM:
3FGA:
FTM:
FTA:
Rebounds:
Assists:
Blocks:
Steals:
Minutes:

Career Highs

Points: 21, St. Louis, 11-28-14
FGM: 8, St. Louis, 11-28-14
FGA: 16, Texas A&M, 1-13-15
3FGM: 4, 4x, last vs. Texas A&M, 1-13-15
3FGA: 8, Texas A&M, 1-13-15
FTM: 5, 4x, last vs. Ole Miss, 2-19-15
FTA: 7, twice, last vs. Tulane, 12-6-14
Rebounds: 9, Tulane, 12-6-14
Assists: 3, vs. Ole Miss, 1-28-15
Blocks: 1, 5x, last vs. Ole Miss, 2-19-15
Steals: 2, twice, last vs. Florida State, 1-2-15
Minutes: 35, Texas A&M, 1-13-15

2015-16 Game-By-Game

Opponent	MIN	FG	Pct.	3FG	Pct.	FT	Pct.	O-D-R	PF	A	TO	B	S	PTS
N13 Eastern Washington														
N16 Southern University														
N19 Miami														
N20 Texas Tech/Utah														
N22 TBA														
N28 UT Martin														
D2 Texas Southern														
D12 UMKC														
D16 Florida State														
D19 Tulane														
D23 Northern Colorado														
D31 North Carolina Central														
J6 Texas A&M														
J9 Arkansas														
J12 Kentucky														
J16 Tennessee														
J19 Florida														
J23 Ole Miss														
J26 South Carolina														
J30 Missouri														
F2 Alabama														
F6 LSU														
F9 Arkansas														
F13 Georgia														
F16 Vanderbilt														
F20 Alabama														
F24 Texas A&M														
F27 South Carolina														
M2 Ole Miss														
M5 Auburn														
M9 SEC Tournament														

Daniels' Notes . . .

✓

CAREER STATS FOR TRAVIS DANIELS

Year	GP-GS	Min/Avg	FG-FGA	Pct	3FM-3GA	Pct	FT-FTA	Pct	Rebs	PF-D	Ast	TO	Blk	Stl	Pts/Avg
2014-15	32-26	632/19.8	70-176	.398	24-83	.299	30-45	.667	124-3.9	52-0	18	49	5	14	194/6.1
2015-16															
TOTALS	32-26	632/19.8	70-176	.398	24-83	.299	30-45	.667	124-3.9	52-0	18	49	5	14	194/6.1

24 JETT JOBE



Freshman | Guard

6-4 | 181

Tuttle, OK

Tuttle HS

Season Highs

Points:
FGM:
FGA:
3FGM:
3FGA:
FTM:
FTA:
Rebounds:
Assists:
Blocks:
Steals:
Minutes:

Jobe's Notes . . .

✓

2015-16 Game-By-Game

Opponent	MIN	FG	Pct.	3FG	Pct.	FT	Pct.	O-D-R	PF	A	TO	B	S	PTS
N13 Eastern Washington														
N16 Southern University														
N19 Miami														
N20 Texas Tech/Utah														
N22 TBA														
N28 UT Martin														
D2 Texas Southern														
D12 UMKC														
D16 Florida State														
D19 Tulane														
D23 Northern Colorado														
D31 North Carolina Central														
J6 Texas A&M														
J9 Arkansas														
J12 Kentucky														
J16 Tennessee														
J19 Florida														
J23 Ole Miss														
J26 South Carolina														
J30 Missouri														
F2 Alabama														
F6 LSU														
F9 Arkansas														
F13 Georgia														
F16 Vanderbilt														
F20 Alabama														
F24 Texas A&M														
F27 South Carolina														
M2 Ole Miss														
M5 Auburn														
M9 SEC Tournament														

CAREER STATS FOR JETT JOBE

Year	GP-GS	Min/Avg	FG-FGA	Pct	3FM-3GA	Pct	FT-FTA	Pct	Rebs	PF-D	Ast	TO	Blk	Stl	Pts/Avg
2015-16															
TOTALS															

32 CRAIG SWORD



Senior | Guard

6-3 | 197

Montgomery, AL

G.W. Carver HS

Season Highs

Points:
FGM:
FGA:
3FGM:
3FGA:
FTM:
FTA:
Rebounds:
Assists:
Blocks:
Steals:
Minutes:

Career Highs

Points: 33, LSU, 2-19-14
FGM: 11, LSU, 2-19-14
FGA: 17, twice, last vs. Tennessee, 3-14-13
3FGM: 5, Ole Miss, 1-28-15
3FGA: 7, 5x, last vs. Ole Miss, 1-28-15
FTM: 15, Ole Miss, 1-11-14
FTA: 18, Ole Miss, 1-11-14
RBs: 8, 4x, last vs. South Carolina, 2-28-15
Assists: 9, Ole Miss, 3-2-13
Blocks: 2, 8x, last vs. TAMU, 1-18-14
Steals: 7, Ole Miss, 1-11-14
Minutes: 39, Texas A&M, 1-18-14

2015-16 Game-By-Game

Opponent	MIN	FG	Pct.	3FG	Pct.	FT	Pct.	O-D-R	PF	A	TO	B	S	PTS
N13 Eastern Washington														
N16 Southern University														
N19 Miami														
N20 Texas Tech/Utah														
N22 TBA														
N28 UT Martin														
D2 Texas Southern														
D12 UMKC														
D16 Florida State														
D19 Tulane														
D23 Northern Colorado														
D31 North Carolina Central														
J6 Texas A&M														
J9 Arkansas														
J12 Kentucky														
J16 Tennessee														
J19 Florida														
J23 Ole Miss														
J26 South Carolina														
J30 Missouri														
F2 Alabama														
F6 LSU														
F9 Arkansas														
F13 Georgia														
F16 Vanderbilt														
F20 Alabama														
F24 Texas A&M														
F27 South Carolina														
M2 Ole Miss														
M5 Auburn														
M9 SEC Tournament														

Sword's Notes . . .

✓

CAREER STATS FOR CRAIG SWORD

Year	GP-GS	Min/Avg	FG-FGA	Pct	3FM-3GA	Pct	FT-FTA	Pct	Rebs	PF-D	Ast	TO	Blk	Stl	Pts/Avg
2012-13	32-30	854/26.7	120-296	.405	13-67	.194	82-148	.554	92-2.9	92-8	75	127	14	55	335/10.5
2013-14	32-32	900/28.1	157-324	.485	12-44	.273	111-179	.620	120-3.8	93-4	88	96	15	60	437/13.7
2014-15	28-22	695/24.8	97-215	.451	27-75	.360	96-137	.701	79-3.2	70-2	48	71	11	29	317/11.3
2015-16															
TOTALS	92-84	2449/26.6	374-835	.448	52-186	.280	289-464	.623	291-3.2	255-14	211	294	40	144	1089/11.8

35 ARIC HOLMAN



Freshman | Forward

6-10 | 212

Owensboro, KY

Owensboro HS

Season Highs

Points:
FGM:
FGA:
3FGM:
3FGA:
FTM:
FTA:
Rebounds:
Assists:
Blocks:
Steals:
Minutes:

Holman's Notes . . .

✓ Missed all of preseason with a knee injury.

2015-16 Game-By-Game

Opponent	MIN	FG	Pct.	3FG	Pct.	FT	Pct.	O-D-R	PF	A	TO	B	S	PTS
N13 Eastern Washington														
N16 Southern University														
N19 Miami														
N20 Texas Tech/Utah														
N22 TBA														
N28 UT Martin														
D2 Texas Southern														
D12 UMKC														
D16 Florida State														
D19 Tulane														
D23 Northern Colorado														
D31 North Carolina Central														
J6 Texas A&M														
J9 Arkansas														
J12 Kentucky														
J16 Tennessee														
J19 Florida														
J23 Ole Miss														
J26 South Carolina														
J30 Missouri														
F2 Alabama														
F6 LSU														
F9 Arkansas														
F13 Georgia														
F16 Vanderbilt														
F20 Alabama														
F24 Texas A&M														
F27 South Carolina														
M2 Ole Miss														
M5 Auburn														
M9 SEC Tournament														

CAREER STATS FOR ARIC HOLMAN

Year	GP-GS	Min/Avg	FG-FGA	Pct	3FM-3GA	Pct	FT-FTA	Pct	Rebs	PF-D	Ast	TO	Blk	Stl	Pts/Avg
2015-16															

Exhibition 1 — Nov. 6, 2015

Mississippi State **95**
Fort Valley State **56**

Humphrey Coliseum • Starkville, MS

Fort Valley State

Player	FG	3FG	FT	RB	PF	PT	A	Min
Bell f	1-3	0-0	3-5	2	1	5	1	22
Wilson c	3-15	0-3	3-4	4	2	9	0	28
Thomas g	0-0	0-0	0-0	1	2	0	0	11
Bryant g	1-4	1-1	0-0	0	0	3	0	11
Franklin g	3-7	1-1	2-3	1	1	9	1	16
Hansberry	2-4	0-1	0-0	0	3	4	0	16
Edwards	5-7	0-0	0-3	0	1	10	0	13
Fluellen	0-2	0-2	0-1	5	1	0	1	16
McMillan	2-4	0-1	1-2	2	2	5	0	12
Broner	0-1	0-0	1-2	3	0	1	1	12
Duke	2-6	1-4	1-2	3	3	6	0	20
Warren	2-4	0-0	0-2	6	1	4	0	12
Mobley	0-3	0-3	0-0	2	0	0	0	11
TOTALS	21-60	3-16	11-24	31	17	56	4	200

Mississippi State

Player	FG	3FG	FT	RB	PF	PT	A	Min
Ware f	6-6	0-0	0-0	6	3	12	0	17
Daniels f	2-2	0-0	0-0	1	5	4	0	11
Thomas g	4-9	2-7	1-1	3	0	11	2	29
Ready g	7-14	3-5	0-0	4	2	17	9	23
Sword g	5-10	1-3	3-5	10	2	14	4	31
Houston	1-3	0-0	3-4	5	1	5	1	14
Zuppardo	5-6	1-2	1-1	10	4	12	2	25
Holmes	0-1	0-1	0-0	0	0	0	1	3
W'spoon	5-11	3-5	2-3	1	2	15	6	19
Patterson	0-0	0-0	0-0	2	0	0	0	3
Ndoye	2-5	0-0	1-2	4	4	5	1	21
Jobe	0-2	0-2	0-0	0	0	0	0	4
TOTALS	37-69	10-25	11-16	51	23	95	26	200

Halftime: MSU 47, FVSU 27. FG%: MSU 53.6%, FVSU 35.0. 3FG%: MSU 40.0%, FVSU 18.8%. FT%: MSU 68.8%, FVSU 45.8%. Turnovers: MSU 17 (Sword 4), FVSU 18 (Franklin 4). Blocked Shots: MSU 2 (Thomas), FVSU 1 (Fluellen). Steals: MSU 11 (Ready 4), FVSU 6 (Franklin 2). Officials: Tony Greene, Marc Ellard, Todd Austin. Attendance: 3,300.

Game 1 — Nov. 13, 2015

Mississippi State
Eastern Washington

Humphrey Coliseum • Starkville, MS

Game 2 — Nov. 16, 2015

Mississippi State
Southern

Humphrey Coliseum • Starkville, MS

Game 3 — Nov. 19, 2015

Mississippi State
Miami

Roberto Clemente Coliseum • Puerto Rico

Game 4 — Nov. 20, 2015

Mississippi State
Texas Tech/Utah













Roberto Clemente Coliseum • Puerto Rico

Game 5 — Nov. 22, 2015

Mississippi State
TBA

Roberto Clemente Coliseum • Puerto Rico

2015-16 MISSISSIPPI STATE PLAYER BREAKDOWN

1		Fred Thomas Jr F 6-5 210 Jackson, MS MIN PTS RBS STL FG% 3FG% FT%	Notes: 120 points shy of 1,000 for career. 11 points, 2 blocks and 1 steal vs. Fort Valley State.
2		Demetrius Houston So F 6-7 201 Montgomery, AL MIN PTS RBS STL FG% 3FG% FT%	Notes: Averaged 3.1 points in 29 games as a freshman. 5 points, 5 rebounds vs. Fort Valley State.
4		Johnny Zuppardo Sr F 6-8 226 Bay St. Louis, MS MIN PTS RBS STL FG% 3FG% FT%	Notes: Sat out all of last year after tearing his ACL. 12 points, 10 rebounds vs. Fort Valley State.
5		Joe Strugg Fr F 6-9 192 Montgomery, AL MIN PTS RBS STL FG% 3FG% FT%	Notes: One of three MSU players from Montgomery, Ala., along with Demetrius Houston and Craig Sword. DNP vs. Fort Valley State.
11		Quinnndary Weatherspoon Fr G 6-4 202 Canton, MS MIN PTS RBS STL FG% 3FG% FT%	Notes: Came to MSU after being ranked the No. 2 player in the Mississippi High School ranks. 15 points, 6 assists, 2 steals vs. Fort Valley State.
14		Malik Newman Fr G 6-3 190 Jackson, MS MIN PTS RBS STL FG% 3FG% FT%	Notes: Was one of the nation's top recruits coming out of high school and was a McDonald's All-American. DNP vs. Fort Valley State.
15		I.J. Ready Jr G 5-11 170 North Little Rock, AR MIN PTS RBS STL FG% 3FG% FT%	Notes: Paced MSU last year with 71 assists. 17 points, 9 assists, 4 steals vs. Fort Valley State.
20		Gavin Ware Fr F 6-9 260 Starkville, MS MIN PTS RBS STL FG% 3FG% FT%	Notes: Is 99 points shy of 1,000 for career and ranks T16th in school history with 654 rebounds. 12 points, 6 rebounds vs. Fort Valley State.
22		Fallou Ndoye So F 6-10 242 Taif, Senegal MIN PTS RBS STL FG% 3FG% FT%	Notes: Played in 30 games and scored 63 points. 5 points, 4 rebounds vs. Fort Valley State.
23		Travis Daniels Sr G 6-7 225 Tuscaloosa, AL MIN PTS RBS STL FG% 3FG% FT%	Notes: Was fourth on the team last year with 24 made 3-pointers. 4 points vs. Fort Valley State.
32		Craig Sword Sr G 6-3 197 Montgomery, AL MIN PTS RBS STL FG% 3FG% FT%	Notes: Was tabbed second-team All-SEC last year after leading MSU with a 14.4 scoring clip in league play. 14 points, 10 rebounds, 4 assists, 2 steals vs. Fort Valley State.
35		Aric Holman Fr F 6-10 212 Owensboro, KY MIN PTS RBS STL FG% 3FG% FT%	Notes: Been out all of preseason due to a knee injury. DNP vs. Fort Valley State.