



Gregg Ellis, Assistant Media Relations Director

Humphrey Coliseum, Room 202 | 55 Coliseum Boulevard

Mississippi State, MS 39762 | Fax: 662.325.3654

Office: 662-325-3595 | Cell: 662-322-0145

E-Mail: gellis@athletics.msstate.edu | www.hailstate.com

Twitter: @HailStateMBK; @msusportsgregg; @RickRay1

Facebook: www.facebook.com/HailStateMBK

10 NCAA Appearances | 1 Final Four | 6 SEC Championships | 3 SEC Tournament Titles | 18 Postseason Appearances

At A Glance

When:..... Thursday, Nov. 14, 2013
Where:..... Starkville, Miss.
Venue:..... Humphrey Coliseum (10,525)
Time:..... 7 p.m.
TV:..... None
Talent: N/A
Sirius/XM:..... N/A
Series:..... First Meeting
Last Meeting:..... N/A

2013-14 Schedule/Results

NOVEMBER

8	PRAIRIE VIEW A&M	W, 71-56
14	KENNESAW STATE	7 pm
19	MISSISSIPPI VALLEY STATE	7 pm
23	at Utah State	6 pm
27	JACKSON STATE	1 pm

DECEMBER

1	LOYOLA	Noon
	<i>Big 12/SEC Challenge</i>	
5	TCU (ESPN)	6 pm
13	vs. Southeastern Louisiana	7 pm
17	FLORIDA A&M	7 pm
19	FLORIDA GULF COAST (CSS)	8 pm
	<i>Las Vegas Classic</i>	
22	vs. South Florida (CBS Sports Net)	7 pm
23	vs. UNLV/Santa Clara	TBA

JANUARY

2	MARYLAND EASTERN SHORE	7 pm
8	at Kentucky (SEC TV)	7 pm
11	OLE MISS (ESPN)	3 pm
15	at Alabama (SEC TV)	7 pm
18	TEXAS A&M (SEC TV)	11:30 am
22	AUBURN (ESPN3)	7 pm
25	at Ole Miss (SEC TV)	3 pm
30	FLORIDA (ESPN or ESPN2)	6 p.m.

FEBRUARY

1	at Vanderbilt (FSN)	4 pm
5	at Texas A&M (CSS)	8 pm
8	KENTUCKY (SEC TV)	12:30 pm
12	GEORGIA (FSN)	8 pm
15	at Auburn (SEC TV)	12:30 pm
19	at LSU (SEC TV)	7 pm
22	ARKANSAS (SEC TV)	3 pm
26	TENNESSEE (SEC TV)	7 pm

MARCH

1	at Missouri (SEC TV)	12:30 pm
5	at Georgia (CSS)	6 pm
8	SOUTH CAROLINA (SEC TV)	3 pm
12-16	SEC Tournament (SEC TV/ABC/ESPN)	TBA

^ - Tupelo, Miss (BancorpSouth Arena)



MISSISSIPPI STATE Bulldogs (1-0)

Head Coach: Rick Ray

MSU Record: 11-22, 2nd year

Career Record: Same

Record vs. KSU: First meeting



Kennesaw State Owls (1-3)

Head Coach: Lewis Preston

KSU Record: 7-58, 3rd year

Career Record: 7-58, 3rd year

Record vs. MSU: First Meeting

WHAT TO NOTE AS MSU PLAYS KENNESAW STATE . . .

- ✓ Mississippi State is 10-3 all-time against Atlantic Sun Conference foes.
- ✓ The last time MSU played an Atlantic Sun team was in December of 2011, 63-62 setback to East Tennessee State.
- ✓ The Bulldogs are looking to start 2-0 for the first time since 2010-11 and the sixth time in the last 10 years.
- ✓ Dating back to last season, MSU is looking to extend its home-winning streak to four games, which would be the longest under **Rick Ray**.
- ✓ The Owls are one of three first-time opponents for Mississippi State, joining Florida Gulf Coast and Maryland-Eastern Shore.
- ✓ In the season-opening win against Prairie View A&M, two players made their Maroon & White debuts — true freshman **I.J. Ready** and redshirt freshman **Dre Applewhite**.
- ✓ **I.J. Ready** finished with 14 points, the most by a true freshman in their first-career game since Barry Stewart poured in 14 points against Nicholls on Nov. 11, 2006, in a 90-55 win.
- ✓ Sophomore forward **Gavin Ware** recorded his third-career double-double with 15 points and 15 rebounds (Alabama A&M, Dec. 30, 2012; Central Arkansas, Dec. 22, 2012). The 15 boards were the most by an MSU player since Arnett Moultrie also had 15 vs. Akron on Nov. 9, 2012.
- ✓ The Bulldogs had 51 rebounds against the Panthers, the most under **Rick Ray** and the highest total since having 59 at Houston on Dec. 19, 2009.
- ✓ MSU's plus-24 rebounding margin was its highest since producing a plus-30 margin last year against Alcorn State.

MSU'S PROJECTED STARTING 5



Fred Thomas

P: -
R: -
A: -
S: -



Colin Borchert

P: 7.0
R: 4.0
B: 1.0
S: 1.0



IJ Ready

P: 14.0
R: 3.0
A: 2.0
S: 3.0



Gavin Ware

P: 15.0
R: 15.0
A: 0.0
S: 1.0



Craig Sword

P: 6.0
R: 5.0
A: 3.0
S: 0.0

2013-14 MEN'S BASKETBALL NOTES

Statistical Comparison

2013-14 Stats	MSU	KSU
2011-12 Record	1-0	1-3
Conference Record	0-0	0-0
Scoring	71.0	66.8
Scoring Defense	56.0	63.8
Scoring Margin	+15.0	+3.0
Field Goal Pct.	42.3	40.3
Opp. FG Pct.	38.0	39.9
3-Point FG Pct.	33.3	31.6
Opp. 3-Point FG Pct.	13.6	30.2
Free Throw Pct.	61.9	66.7
Opp. FT Pct.	71.4	72.9
Rebounding Average	51.0	39.0
Opp. Rebounding Avg.	27.0	35.5
Rebound Margin	+24.0	+3.5
Assists	13.0	13.5
Turnovers	21.0	16.0
Turnover Margin	-1.3	-2.7
Steals	8.0	5.0
Blocked Shots	3.5	4.5

Statistical Leaders

Scoring

MSU	PPG	OPP	PPG
Ware	15.0	Love	15.0
Ready	14.0	Coleman	10.5

Rebounding

MSU	RPG	OPP	RPG
Ware	15.0	Coleman	7.0
Applewhite	9.0	Morena	6.0

Assists

MSU	APG	OPP	APG
Applewhite	4.0	Pruit	2.8
Sword	3.0	Morena	2.8

Blocks

MSU	BPG	OPP	BPG
Borchert	1.0	Morena	1.0
Applewhite	1.0	Kouassi	1.0

Steals

MSU	SPG	OPP	SPG
Ready	3.0	Pruit	1.3
Cunningham	3.0	Brown	1.0

BULLDOGS ARE 20-2 AGAINST THE ASC

Mississippi State is currently 10-3 against the 10 foes that comprise the Atlantic Sun Conference.

However, the Bulldogs have battled just four of the teams.

Mercer has been MSU's most common opponent, with the Bulldogs enjoying a 5-1 advantage.

State is 1-2 against East Tennessee State, 3-0 against Jacksonville and 1-0 versus Stetson.

NOVEMBER DOMINANCE LAST 26 YEARS

Dating back to the 1987-88 season when Richard Williams was overseeing the program, Mississippi State owns a composite ledger of 80-25 (.762) in November. Under **Rick Ray**, the Bulldogs are 3-4.

SCOUTING KENNESAW STATE

Kennesaw State enters the game sporting a 1-3 ledger following its 92-48 win against Warren Wilson.

On the year, Delbert Love leads the Owls with a 15.0 scoring clip, while Orlando Coleman is tops on the board at 7.0.

Against Warren Wilson, Coleman recorded a double-double with 26 points and 10 boards, while Niegel Pruitt added 23 points, 3 steals and 3 assists.

LAST TIME OUT FOR MSU . . .

Mississippi State led from start to finish as it opened its 2013-14 campaign with a 71-56 win against Prairie View A&M.

Sophomore forward **Gavin Ware** paced the Bulldogs with his third-career double-double, scoring 15 points and grabbing 15 rebounds.

Also in double-digits for MSU were **I.J. Ready** (14) and **Roquez Johnson** (11).

The Bulldogs won the battle of the boards 51-27, while forcing 19 turnovers and turning those miscues into 26 points.

NEXT TWO UP FOR MSU . . .

MISSISSIPPI VALLEY STATE

WHEN: Tuesday, Nov. 19, 2013
 TIME: 7 p.m.
 WHERE: Starkville, MS
 TV: None
 SERIES: MSU Leads, 3-0
 LAST MEETING: MSU, 73-45 (12-28,-10)



UTAH STATE

WHEN: Saturday, November 23, 2013
 TIME: 8 p.m.
 WHERE: Logan, Utah
 TV: None
 SERIES: MSU Leads, 1-0
 LAST MEETING: MSU, 66-64 (12-13-11)



2013-14 MISSISSIPPI STATE PLAYER BREAKDOWN

1




FRED THOMAS • So • G • 6-5 • 206 • Jackson, MS

MIN	PTS	RBS	AST	FG%	3FG%	FT%
-----	-----	-----	-----	-----	------	-----

- ❖ Sat out the season opener.
- ❖ Led MSU with 41 made 3-pointers.
- ❖ Tops in steals with 56, second-most every by an MSU freshman.

2



DRE APPLEWHITE • RFr • G • 6-5 • 217 • Memphis, TN

MIN	PTS	RBS	BLK	FG%	3FG%	FT%
25	9	9	1	.250	.500	1.000

- ❖ Collegiate debut featured 9 points, 9 boards.
- ❖ Sat out all of last year with a knee injury.

3



COLIN BORCHERT • Sr • F • 6-8 • 231 • Phoenix, AZ

MIN	PTS	RBS	AST	FG%	3FG%	FT%
24	7	4	0	.400	.333	1.000

- ❖ Fourth on the team in scoring last year at 9.0.
- ❖ Led the Bulldogs with 36 blocked shots
- ❖ Averaged 14.2 points in last five games.

4



TRIVANTE BLOODMAN • Jr • G • 6-0 • 182 • Bronx, NY

MIN	PTS	RBS	AST	FG%	3FG%	FT%
26	7	6	2	.428	.000	.500

- ❖ Started all 32 games last year and led MSU with 931 minutes.
- ❖ Second on the team with 82 made FTs.

11



JACOBY DAVIS • RFr • G • 6-1 • 191 • Charlotte, NC

MIN	PTS	RBS	AST	FG%	3FG%	FT%
-----	-----	-----	-----	-----	------	-----

- ❖ Miss the opener recovering from knee surgery.
- ❖ Missed all of last year with a knee injury.

15



IJ READY • Fr • G • 5-11 • 170 • North Little Rock, AR

MIN	PTS	RBS	AST	FG%	3FG%	FT%
30	14	3	2	.600	.666	.000

- ❖ Opened collegiate debut with 14 points.

20



GAVIN WARE • So • F • 6-9 • 268 • Starkville, MS

MIN	PTS	RBS	BLK	FG%	3FG%	FT%
31	15	15	0	.545	.000	.600

- ❖ Named to the Freshman All-SEC team last season.
- ❖ Opened 2013-14 season with third-career double-double.

25



ROQUEZ JOHNSON • Jr • F • 6-7 • 210 • Montgomery, AL

MIN	PTS	RBS	AST	FG%	3FG%	FT%
16	11	7	0	.625	.000	.250

- ❖ Totaled 11 points in season opener.

32



CRAIG SWORD • So • G • 6-3 • 194 • Montgomery, AL

MIN	PTS	RBS	AST	FG%	3FG%	FT%
29	6	5	3	.222	.000	.500

- ❖ Named to the Freshman All-SEC team last season.
- ❖ Led MSU in scoring at 10.5.
- ❖ Tied for team lead with 75 assists.

MSU COACH RICK RAY

Head Coach Rick Ray

- On April 1, 2012, Rick Ray was named the 19th head coach in Mississippi State history.
- In his first season at MSU, produced two players to the SEC All-Freshman team — Gavin Ware and Craig Sword.
- On the staff of three different teams that have advanced to the NCAA Tournament — Indiana State, Purdue and Clemson.
- As an assistant at Clemson for two years, the Tigers won 38 games and advanced to the second round of the NCAA Tournament in 2011.
- During his time at Purdue as an assistant, the Boilermakers won 103 games in four years.
- All four teams at Purdue earned a berth in the NCAA Tournament, with the last two advancing to the Sweet 16.
- The 2009 Purdue team won 28 games and the Big 10 Tournament en route to garnering a No. 5 seed.
- While at Purdue, Ray was an assistant with second-year Tennessee coach Cuonzo Martin.
- The 2007 Purdue recruiting was considered one of the tops in the country, earning national rankings of No. 5 and No. 6 by Scout and Rivals, respectively.
- Ray was an assistant at Indiana State for seven years.
- In 2000 and 2001, the Sycamores won 20-plus games and made the NCAA Tournament.
- In 2000, the ISU won the Missouri Valley Conference regular-season title with a 14-4 ledger.
- In 2001, Indiana State won the MVC Tournament before upsetting Oklahoma in the first round of the NCAA Tournament.
- Ray also spent two seasons at Northern Illinois (2005 and 2006).
- Ray's first coaching job was at Nebraska-Omaha.
- Ray and his wife, Breyana, have two sons, Deacon and Mason, and one daughter, Katriece.



Rick Ray Year-By-Year

2012-13		Result/Score
N. 9	at Troy	L, 56-53
N. 13	FLORIDA ATLANTIC	W, 78-58
N. 19	North Carolina	L, 95-49
N. 20	Marquette	L, 89-62
N. 21	Texas	L, 69-55
N. 27	ALCORN STATE	W, 60-52
D. 1	at Providence	L, 73-63
D. 4	TEXAS-SAN ANTONIO	W, 53-42
D. 15	at Loyola Chicago	L, 59-51
D. 22	Central Arkansas (Jackson, MS)	W, 79-72
D. 30	ALABAMA A&M	L, 59-57
J. 3	NEW ORLEANS	W, 97-46
J. 9	SOUTH CAROLINA	W, 56-54
J. 12	+at Georgia	W, 72-61
J. 16	+ALABAMA	L, 75-43
J. 19	+at Tennessee	L, 72-57
J. 23	+at Arkansas	L, 96-70
J. 26	+FLORIDA	L, 82-47
J. 30	+TEXAS A&M	OT L, 55-49
F. 2	+LSU	L, 69-68
F. 6	+at Ole Miss	L, 93-75
F. 9	+at Florida	L, 83-58
F. 13	+MISSOURI	L, 78-36
F. 16	+at LSU	L, 80-68
F. 20	+at Alabama	L, 64-56
F. 23	+VANDERBILT	L, 72-31
F. 27	+at Kentucky	L, 85-55
M. 2	+OLE MISS	W, 73-67
M. 6	+at South Carolina	L, 79-72
M. 9	+AUBURN	OT W, 74-71
M. 13	South Carolina*	W, 70-59
M. 14	Tennessee*	L, 69-53

Rick Ray vs. All Opponents

Alabama	0-2
Alabama A&M	0-1
Alcorn State	1-0
Arkansas	0-1
Auburn	1-0
Central Arkansas	1-0
Florida	0-2
Florida Atlantic	1-0
Georgia	1-0
Kentucky	0-1
Loyola Chicago	0-1
LSU	0-2
Marquette	0-1
Missouri	0-1
New Orleans	1-0
North Carolina	0-1
Ole Miss	1-1
Prairie View A&M	1-0
Providence	0-1
South Carolina	2-1
Tennessee	0-2
Texas	0-1
Troy	0-1
Texas A&M	0-1
Texas-San Antonio	1-0
Vanderbilt	0-1

MSU Under Rick Ray

	2013-14	Total
Leads at Halftime	1-0	9-3
Trails at Halftime		0-19
Is Tied at Halftime		2-0
Shoots 45% or better from the field		6-3
Shoots less than 45% from the field	1-0	5-19
Opp. shoots less than 45% from the field	1-0	11-6
Opp. shoots 45% or better from the field		0-16
Outrebounds (or ties) the opponent	1-0	5-5
Outrebounded by the opponent		6-17
Fewer (or ties) TOs than opponent		6-8
More TOs than opponent	1-0	5-14
Holds opponents to 65 points or less	1-0	8-5
In games decided by 10 points or less		4-8
All Games	1-0	11-22
Home Games	1-0	8-7
Road Games		1-11
Neutral-sites		2-4
Non-SEC Games	1-0	6-7
Non-SEC Home Games	1-0	5-1
Non-SEC Road Games		0-3
Non-SEC Neutral-site Games		1-3
SEC Games		4-14
SEC Home Games		3-6
SEC Road Games		1-8
SEC Tournament		1-1
November Games	1-0	3-4
December Games		2-3
January Games		3-5
February Games		0-8
March Games		3-2
Monday Games		0-1
Tuesday Games		3-1
Wednesday Games		2-9
Thursday Games		1-1
Friday Games	1-0	1-1
Saturday Games		4-7
Sunday Games		0-1
Overtime Games		1-1
Television Games		6-20
Games vs. Ranked Opponents		0-4

MISSISSIPPI STATE BASKETBALL

GENERAL INFORMATION

Location: _____ Starkville, Mississippi
Founded: _____ February 28, 1878
Enrollment: _____ 20,424
Conference: _____ SEC
Nickname: _____ Bulldogs
Colors: _____ Maroon (PMS 202) & White
Arena: _____ Humphrey Coliseum (10,500)
President: _____ Dr. Mark E. Keenum
Director of Athletics: _____ Scott Stricklin
Faculty Representative: _____ Dr. Steven C. Turner
Web Site: _____ www.hailstate.com
Twitter: _____ @HailStateMBK

BASKETBALL HISTORY

First Year of Basketball: _____ 1908-09
Number of Seasons: _____ 102
All-Time Record: _____ 1,321-1,104
All-Time SEC Record: _____ 559-785
Total Number of Head Coaches: _____ 19
Humphrey Coliseum Record: _____ 389-151
20-Win Seasons: _____ 17
NCAA Tournament Appearances: _____ 10
NCAA Tournament Record: _____ 11-10
NCAA Tournament Final Fours: _____ 1
(1996, lost to Syracuse 77-69 in semis)
NIT Appearances: _____ 8
NIT Record: _____ 7-8
NIT Final Fours: _____ 1
(2007, lost 63-62 to West Virginia in semis)
SEC Championships: _____ 6
(2004, 1991, 1963, 1962, 1961, 1959)
SEC Tournament Championships: _____ 3
(2009, 2002 and 1996)
SEC Tournament Record: _____ 28-49
SEC Western Division Titles: _____ 7
(2010, 2008, 2007, 2004, 2003, 1996, 1995)

BASKETBALL STAFF

Head Coach: _____ Rick Ray
Alma Mater, Year: _____ Grand View College, 1994
Record at MSU/Years: _____ 11-22
Career Record/Years: _____ Same
Phone: _____ 662-325-3800
Assistant Coach: _____ Wes Flanigan
Assistant Coach: _____ Chris Hollender
Assistant Coach: _____ George Brooks
Director of Operations: _____ Adam Gordon
Video Coordinator: _____ Adam Bauman
Strength Coach: _____ Richard Akins
Athletic Trainer: _____ Scotty Johnson
Graduate Manager: _____ Nick Lagroon
Administrative Asst.: _____ Suzanne Cook
Media Relations Contact: _____ Gregg Ellis
Office Phone: _____ 662-325-3595
Cell Phone: _____ 662-322-0145
Fax: _____ 662-325-3654
Email: _____ gellis@athletics.msstate.edu
Twitter: _____ @msusportsgregg

TEAM INFORMATION

2012-13 Overall Record _____ 10-22
2011-12 SEC Record _____ 4-14
SEC Finish: _____ T13th
National Ranking: _____ n/a
Starters Returning/Lost: _____ 5/0
Letterwinners Returning/Lost: _____ 7/3
Newcomers: _____ 7
Roster (Sr./Jr./So./Fr.): _____ (2/3/3/6)

GAME 2: KENNESAW STATE

MSU KNOWS HOW TO WIN GAMES AT 'THE HUMP'

Over the course of the last decade, Mississippi State's Humphrey Coliseum has become a difficult venue for opposing teams. Last year, MSU was 7-7 and won its last two against Ole Miss and Auburn.

The Bulldogs have compiled a 37-season composite record of 389-151 (.720) at "The Hump" since Mississippi State's basketball facility opened prior to the 1975-76 campaign.

TRACKING MSU'S HOME SUCCESS UNDER RICK RAY

Season	Overall		SEC		Non-SEC	
	Record	Win %	Record	Win %	Record	Win %
2012-13	7-7	.500	3-6	.333	4-1	.800
2013-14	1-0	1.000			1-0	1.000
Totals	8-7	.533	3-6	.333	5-1	.833

A LOOK AT THE HISTORY OF HUMPHREY COLISEUM



LARGEST CROWDS AT THE HUMP

Crowd	Opponent	Date
10,788	Kentucky	2-16-10
10,735	Ole Miss	2-7-04
10,645	Ole Miss	2-23-02
10,541	Florida	1-7-03
10,458	Auburn	3-2-04
10,437	Alabama	2-21-04
10,432	Alabama	3-5-05
10,432	Kentucky	1-13-04
10,429	Ole Miss	2-15-03
10,421	Ole Miss	1-26-08
10,412	Ole Miss	1-13-09
10,364	Ole Miss	2-9-12
10,338	Florida	1-24-07
10,315	Kentucky	1-9-96

INDIVIDUAL MSU RECORDS AT THE HUMP

Most Points Scored

40, Rickey Brown (Auburn, 3-7-77)

Most Rebounds

24, Wiley Peck (Alabama, 1-27-79)

Most Assists

15, Al Perry (Vanderbilt, 1-29-77)

TEAM MSU

RECORDS AT THE HUMP

Most Points Scored

123, Troy State (12-5-95)

Most Rebounds

75, Mississippi Valley St. (11-21-00)

Most Consecutive Wins

14, 1-22-03 to 1-10-04

MISSISSIPPI STATE ROSTER/MEDIA INFORMATION

Media Information

Credentials

◆Media members may obtain both season credentials and game-by-game passes by contacting Gregg Ellis at 662.325.3595.

Radio Network

◆Bulldog fans can catch all of MSU's games on the radio with the veteran broadcast talent of Jim Ellis (play-by-play), along with Bart Gregory serving as the color analyst.

There will also be a 30-minute pregame show featuring first-year coach Rick Ray along with a post-game show as well.

Rick Ray Show

◆In its second year is "Mississippi State Basketball with Rick Ray" a 30-minute television program featuring MSU's second-year coach Rick Ray and his 2013-14 squad.

Hosted by veteran sportscaster Jim Ellis, the weekly show will feature game highlights, player interviews, scouting reports on upcoming opponents and court-side profiles showcasing interesting aspects of the MSU basketball program.

Under the direction of producer/director Bennie Ashford, the 30-minute television program is a production of the Bulldog Sports Network in conjunction with the Mississippi State University Television Center. The first show airs in January.

SEC Teleconference

◆The SEC's weekly teleconference is every Monday and will be coordinated through the SEC media relations office. To participate, contact Craig Pinkerton of the SEC at 205-458-3038. Rick Ray is scheduled for 11:17 a.m. CT.

Social Networking

◆Media and Bulldog fans can follow MSU tweets this year at both @msusportsgregg and @HailStateMBK, in addition to @RickRay1.

You can also follow MSU online at hailstate.com.

2013-14 MISSISSIPPI STATE ROSTER

Numerical Roster

No.	Name	Pos.	Ht.	Wt.	Yr.	Exp.	Hometown
1	Fred Thomas	G	6-5	206	So.	1L	Jackson, MS (Jim Hill HS)
2	Dre Applewhite	G	6-5	217	RFr.	HS	Memphis, TN (Central HS)
3	Colin Borchert	F	6-8	231	Sr.	1L	Phoenix, AZ (East Miss CC)
4	Trivante Bloodman	G	6-0	182	Jr.	1L	Bronx, NY (Olney Central College)
10	Dallas Prater	G	6-3	170	Fr.	HS	Jackson, MS (St. Andrews)
11	Jacoby Davis	G	6-1	191	RFr.	HS	Charlotte, NC (West Charlotte HS)
13	Tevin Moore	G	6-3	185	Jr.	JC	Olive Branch, MS (Northwest CC)
15	I.J. Ready	G	5-11	170	Fr.	HS	Little Rock, AR (Parkview HS)
20	Gavin Ware	F	6-9	268	So.	1L	Starkville, MS (Starkville HS)
24	Tyson Cunningham	G	6-3	197	Sr.	2L	Columbus, MS (Columbus HS)
25	Roquez Johnson	F	6-7	210	Jr.	2L	Montgomery, AL (G.W. Carver HS)
32	Craig Sword	G	6-3	194	So.	1L	Montgomery, AL (G.W. Carver HS)
33	Kyle Dobbs	G	6-6	160	Fr.	HS	Grayson, GA (Grayson HS)

Alphabetical Roster

No.	Name	Pos.	Ht.	Wt.	Yr.	Exp.	Hometown
2	Dre Applewhite	G	6-5	217	RFr.	HS	Memphis, TN (Central HS)
4	Trivante Bloodman	G	6-0	182	Jr.	1L	Bronx, NY (Olney Central College)
3	Colin Borchert	F	6-8	231	Sr.	1L	Phoenix, AZ (East Miss CC)
24	Tyson Cunningham	G	6-3	197	Sr.	2L	Columbus, MS (Columbus HS)
11	Jacoby Davis	G	6-1	191	RFr.	HS	Charlotte, NC (West Charlotte HS)
33	Kyle Dobbs	G	6-6	160	Fr.	HS	Grayson, GA (Grayson HS)
25	Roquez Johnson	F	6-7	210	Jr.	2L	Montgomery, AL (G.W. Carver HS)
13	Tevin Moore	G	6-3	185	Jr.	JC	Olive Branch, MS (Northwest CC)
10	Dallas Prater	G	6-3	170	Fr.	HS	Jackson, MS (St. Andrews)
15	I.J. Ready	G	5-11	170	Fr.	HS	Little Rock, AR (Parkview HS)
32	Craig Sword	G	6-3	194	So.	1L	Montgomery, AL (G.W. Carver HS)
1	Fred Thomas	G	6-5	206	So.	1L	Jackson, MS (Jim Hill HS)
20	Gavin Ware	F	6-9	268	So.	1L	Starkville, MS (Starkville HS)

HEAD COACH:

Rick Ray (Grand View College [IA], 1994; 2nd year)

ASSISTANTS:

Wes Flanigan (Auburn, 1997; 2nd year)

Chris Hollender (Evansville, 1998; 2nd year)

George Brooks (Mississippi State, 1997; 4th year)

OPERATIONS:

Adam Gordon (Tampa, 2006; 2nd year)

STRENGTH & CONDITIONG:

Richard Akins

TRAINER:

Scotty Johnson

Pronunciation Guide

TRIVANTE BLOODMAN: TRA-VON-TAY
COLIN BORCHERT: BORE-CHERT

MISSISSIPPI STATE BY THE NUMBERS

GAME-BY-GAME SPECIALTY STATS (MSU First)						GAME-BY-GAME LEAD/DEFICIT			
<i>Opponent</i>	<i>Bench</i>	<i>Paint</i>	<i>Off TO</i>	<i>2nd Chance</i>	<i>Fast Break</i>	<i>Opponent</i>	<i>Largest Lead</i>	<i>Largest Deficit</i>	<i>Final Score</i>
Prairie View	20/23	42/26	26/12	17/12	6/6	Prairie View	16 (45-29, 2nd)	Never Trailed	W, 71-56
Kennesaw State						Kennesaw State			
Mississippi Valley						Mississippi Valley			
Utah State						Utah State			
Jackson State						Jackson State			
Loyola						Loyola			
TCU						TCU			
SE Louisiana						SE Louisiana			
Florida A&M						Florida A&M			
Florida Gulf Coast						Florida Gulf Coast			
South Florida						South Florida			
UNLV/Santa Clara						UNLV/Santa Clara			
Maryland E. Shore						Maryland E. Shore			
Kentucky						Kentucky			
Ole Miss						Ole Miss			
Alabama						Alabama			
Texas A&M						Texas A&M			
Auburn						Auburn			
Ole Miss						Ole Miss			
Florida						Florida			
Vanderbilt						Vanderbilt			
Texas A&M						Texas A&M			
Kentucky						Kentucky			
Georgia						Georgia			
Auburn						Auburn			
LSU						LSU			
Arkansas						Arkansas			
Tennessee						Tennessee			
Missouri						Missouri			
Georia						Georia			
South Carolina						South Carolina			
SEC Tournament						SEC Tournament			

.....

MISSISSIPPI STATE BY THE NUMBERS

MSU'S 2013-14 RECORD WHEN . . .

Leads at Halftime.....	1-0
Trails at Halftime.....	0-0
Is Tied at Halftime.....	0-0
Shoots 45% or better from the field.....	0-0
Shoots less than 45% from the field.....	1-0
Opp. shoots less than 45% from the field.....	1-0
Opp. shoots 45% or better from the field.....	0-0
Outrebounds (or ties) the opponent.....	1-0
Outrebounded by the opponent.....	0-0
Fewer (or ties) TOs than opponent.....	0-0
More TOs than opponent.....	1-0
Holds opponents to 65 points or less.....	1-0
In games decided by 10 points or less.....	0-0

MSU'S 2013-14 RECORD IN . . .

All Games.....	1-0
Home Games.....	1-0
Road Games.....	0-0
Neutral-sites.....	0-0
Non-SEC Games.....	1-0
Non-SEC Home Games.....	1-0
Non-SEC Road Games.....	0-0
Non-SEC Neutral-site Games.....	0-0
SEC Games.....	0-0
SEC Home Games.....	0-0
SEC Road Games.....	0-0
SEC Tournament.....	0-0
November Games.....	1-0
December Games.....	0-0
January Games.....	0-0
February Games.....	0-0
March Games.....	0-0
Monday Games.....	0-0
Tuesday Games.....	0-0
Wednesday Games.....	0-0
Thursday Games.....	0-0
Friday Games.....	1-0
Saturday Games.....	0-0
Sunday Games.....	0-0
Overtime Games.....	0-0
Television Games.....	0-0
Games vs. Ranked Opponents.....	0-0

MISC. 2013-14 TEAM STATS

Largest Lead Surrendered in Loss:

Largest Deficit Overcome in Win:

Largest Lead at Anytime:

16, Prairie View A&M (11-8-13)

Largest Deficit Anytime:

MISCELLANEOUS MSU INDIVIDUAL STATISTICS

Games Scoring in Double Figures: Ware, Ready, Johnson
 Games Scoring 20-plus Points:
 Games Scoring 30-plus Points:
 Games Rebounding in Double Figures: Ware
 Games With Double Figures in Assists:
 Games With Double-Doubles: Ware
 Games With Triple-Doubles:
 Games As Team High Scorer (or co-leader): Ware
 Games As Team High Rebounder (or co-leader): Ware
 Games As Team Leader in Assists (or co-leader): Applewhite
 Games As Team Leader in Steals (or co-leader): Ready, Cunningham
 Games As Team Leader in Blocks (or co-leader): Borchert, Applewhite
 Games As Team Leader in Turnovers (or co-leader): Sword

MSU'S RECORD BY STARTING LINEUP

Ready, Applewhite, Sword, Borchert, Ware..... 1-0

GAME-BY-GAME STARTERS

<i>Opponent</i>	<i>Date</i>	<i>Guard</i>	<i>Guard</i>	<i>Guard</i>	<i>Forward</i>	<i>Forward</i>	<i>Record</i>
Prairie View	11/08/13	Ready	Applewhite	Sword	Borchert	Ware	1-0
Kennesaw State							
Mississippi Valley							
Utah State							
Jackson State							
Loyola							
TCU							
SE Louisiana							
Florida A&M							
Florida Gulf Coast							
South Florida							
UNLV/Santa Clara							
Maryland E. Shore							
Kentucky							
Ole Miss							
Alabama							
Texas A&M							
Auburn							
Ole Miss							
Florida							
Vanderbilt							
Texas A&M							
Kentucky							
Georgia							
Auburn							
LSU							
Arkansas							
Tennessee							
Missouri							
Georgia							
South Carolina							
SEC Tournament							

2013-14 Win-Loss Differential

Diff.	1	2	3	4	5	6	7	8	9	10	11	12	13	14	15	16	17	18	19	20	21	22	23	24	25+
Won																									
Lost																									

MISSISSIPPI STATE BY THE NUMBERS

SEC ROAD RECORDS LAST 16 YEARS

Team	Record	Pct.
1. Kentucky	72-49595
2. Florida	64-57529
3. Tennessee	55-66455
4. Mississippi State	41-80339
5. Vanderbilt	38-83314
6. LSU	37-84306
7. Alabama	36-85289
T8. Georgia	29-92240
T8. Ole Miss	29-92240
10. Auburn	28-93231
11. South Carolina	25-96207
12. Arkansas	24-97198
13. Texas A&M	3-6333
14. Missouri	2-7222

DIFFERENCE BETWEEN WINNING AND LOSING

Wins	Stat	Losses
71.0	Points	-
56.0	Opp. Points	-
+14.0	Scoring Margin	-
42.2%	FG%	-
38.0%	Opp. FG%	-
33.3%	3FG%	-
13.6%	Opp. 3FG%	-
51.0	Rebounds	-
27.0	Opp. Rebounds	-
+24.0	Rebound Margin	-
13.0	Assists	-
21.0	Turnovers	-
8.0	Steals	-
2.0	Blocks	-

MSU Season and Career Totals

	2013-14	Career
Double-Figure Scoring		
Gavin Ware	1 (1-0)	15 (4-9)
Trivante Bloodman		6 (1-5)
Roquez Johnson	1 (1-0)	15 (8-7)
Craig Sword		15 (7-8)
Fred Thomas		15 (5-10)
Colin Borchert		13 (5-8)
I.J. Ready	1 (1-0)	1 (1-0)
Cunningham		1 (1-0)
20-Plus Point Games		
Gavin Ware		1 (1-0)
Craig Sword		2 (0-2)
Colin Borchert		2 (2-0)
Fred Thomas		1 (1-0)
30-Plus Point Games		
10-Plus Rebound Games		
Gavin Ware	1 (1-0)	4 (3-1)
Colin Borchert		2 (2-0)
Double-Doubles		
Gavin Ware	1 (1-0)	3 (2-1)
Colin Borchert		1 (1-0)
3-Plus 3-Point Games		
Fred Thomas		4 (2-2)
Tyson Cunningham		1 (0-1)
Colin Borchert		3 (2-1)
10-Plus 3-Point Attempt Games		
Thomas		1 (0-1)
3-Plus Steal Games		
I.J. Ready	1 (1-0)	1 (1-0)
Colin Borchert		3 (2-1)
Fred Thomas		8 (4-4)
Craig Sword		8 (4-4)
Roquez Johnson		1 (0-1)
Tyson Cunningham		1 (1-0)
Trivante Bloodman		2 (0-2)
5-Plus Block Games		
Ware		1 (0-1)
5-Plus Made Free Throws		
Trivante Bloodman		8 (4-4)
Roquez Johnson		8 (4-4)
Craig Sword		5 (3-2)
Fred Thomas		3 (1-2)
Gavin Ware		2 (1-1)
Colin Borchert		1 (1-0)

Note: Record in games in ()

THE LAST TIME . . .

THE LAST TIME AN MSU PLAYER ...

Scored 30 or more points in a game:

32, Ravern Johnson vs. Tenn. St. (11-12-10)

Scored 33 or more points in a game:

33, Ravern Johnson vs. Troy (11-26-10)

Scored 34 or more points in a game:

34, Arnett Moultrie vs. UMass (3-13-12)

Scored 35 or more points in a game:

36, Jeff Malone at Ole Miss (2-19-83)

Scored 37 or more points in a game:

39, Jeff Malone vs. Alabama (1-31-83)

Scored 40 or more points in a game:

40, Rickey Brown vs. Auburn (3-7-77)

Scored 20+ points in back-to-back games:

Arnett Moultrie (21 vs. Vanderbilt 1-21-12;
28 vs. LSU 1-25-12)

Scored 20+ points in three-consecutive games:

Arnett Moultrie (20 vs. Troy 12-10-11; 21 vs.
West Va. 12-3-11; 20 vs. N. Texas 11-27-11)

Scored 20+ points in five-consecutive games:

Jeff Malone, 1982-83 (11 consecutive)

Scored 30+ points in back-to-back games:

Jeff Malone (36 at Ole Miss & 30 vs.
Georgia, 1982-83)

Scored 30+ points in three-consecutive games:

Jeff Malone (33 at LSU; 36 at Ole Miss &
30 vs. Georgia, 1982-83)

Made 10 field goals in a game:

10, Arnett Moultrie vs. LSU (1-25-12)

Made 11 field goals in a game:

11, Dee Bost vs. Auburn (2-13-10)

Made 12 field goals in a game:

12, Arnett Moultrie vs. UMass (3-13-12)

Made 13 field goals in a game:

13, Horatio Webster vs. SW Missouri St.
(11-23-97)

Made 14 field goals in a game:

14, Cameron Burns at Georgia (1-17-90)

Made 15 or more field goals in a game:

16, Raymond Brown vs. Florida (3-2-85)

Attempted 20 field goals in a game:

20, Ravern Johnson vs. St. Mary's (12-29-10)

Attempted 21 or more field goals in a game:

21, Dee Bost vs. Kentucky (2-16-10)

Attempted 23 or more field goals in a game:

23, Arnett Moultrie vs. UMass (3-13-12)

Attempted 25 field goals in a game:

25, Chuck Evans at Alabama (3-6-93)

Attempted 26 field goals in a game:

26, Tony Watts at Ole Miss (2-22-92)

Attempted 27 or more field goals in a game:

28, Jeff Malone vs. Vanderbilt (1-8-83)

Made six 3-pointers in a game:

6, Dee Bost vs. Old Dominion (11-28-09)

Made seven 3-pointers in a game:

7, Dee Bost vs. Troy (12-10-11)

Made eight or more 3-pointers in a game:

8, Winsome Frazier vs. UMKC (11-23-04)

Attempted 11 3-pointers in a game:

11, Dee Bost vs. Detroit (12-17-11)

Attempted 12 3-pointers in a game:

12, Ravern Johnson vs. ETSU (12-11-10)

Attempted 13 or more 3-pointers in a game:

13, Dee Bost vs. Troy (12-10-11)

Attempted 16 or more 3-pointers in a game:

17, Darryl Wilson vs. Alabama (3-4-95)

Made 14 or more free throws in a game:

14, Charles Rhodes vs. Oregon (3-21-08)

Made 15 or more free throws in a game:

18, Rich Knarr vs. Auburn (2-19-73)

Attempted 17 free throws in a game:

17, Jarvis Varnado at Houston (12-19-09)

Attempted 18 free throws in a game:

18, Charles Rhodes vs. Oregon (3-21-08)

Attempted 19 free throws in a game:

19, Carl Nichols vs. SE La. (12-1-88)

Had 16 rebounds in a game:

16, Kodi Augustus at Houston (12-19-09)

Had 17 rebounds in a game:

17, Jarvis Varnado at San Diego (12-31-09)

Had 18 or more rebounds in a game:

21, Wesley Morgan vs. SE La. (11-28-05)

Had 22 or more rebounds in a game:

23, Rickey Brown vs. Vanderbilt (12-6-79)

Had 24 or more rebounds in a game:

24, Wiley Peck vs. Alabama (1-27-79)

Had 10 or more offensive rebounds in a game:

11, Arnett Moultrie vs. Northwestern State
(12-22-11)

Had 10 defensive rebounds in a game:

10, Arnett Moultrie vs. Ole Miss (1-18-12)

Had 13 or more defensive rebounds in a game:

13, Colin Borchert (3-9-13)

Had 15 or more defensive rebounds in a game:

15, Jarvis Varnado at San Diego (12-31-09)

Had 10 assists in a game:

10, Dee Bost vs. LSU (1-25-11)

Had 11 assists in a game:

11, Dee Bost vs. Vanderbilt (3-11-11)

Had 13 assists in a game:

13, Dee Bost vs. Ole Miss (2-9-12)

Had 14 assists in a game:

14, Gary Ervin vs. Florida A&M (12-20-04)

Had 15 or more assists in a game:

16, Chuck Evans at UMKC (2-23-93)

Had 10 or more turnovers in a game:

10, Charles Rhodes vs. Nicholls (11-11-06)

Had five or more blocks in a game:

5, Gavin Ware at Loyola (12-15-12)

Had seven blocks in a game:

7, Jarvis Varnado at LSU (2-20-10)

Had eight blocks in a game:

8, Jarvis Varnado vs. Alabama (2-24-10)

Had nine blocks in a game:

9, Jarvis Varnado at Vanderbilt (2-3-10)

Had 10 blocks in a game:

10, Jarvis Varnado vs. Arkansas (1-14-10)

Had 10+ blocks in two consecutive games:

Jarvis Varnado (10 vs. Georgia & 10 vs.
Kentucky, 2007-08)

Had five steals in a game:

5, Fred Thomas vs. USC-SECT (3-13-13)

Had six or more steals in a game:

7, Fred Thomas vs. Florida (1-26-13)

LAST TIME AN MSU TEAM...

Scored 100 or more points:

106 vs. Troy (12-10-11)

Scored 100 or more points in an SEC game:

105 vs. Auburn (3-2-04)

Allowed 100 or more points in an SEC game:

115 at Arkansas (2-20-93)

Allowed 100 or more points in non-SEC play:

101 vs. UMass (3-13-12)

Was held to 52 points or less:

51 at Loyola (12-15-12)

Was held to 50 points:

50 vs. Alabama (2-25-12)

Was held to 49 points or less:

49 vs. Texas A&M (1-30-13)

Was held to 45 points or less:

43 vs. Alabama (1-16-13)

Was held to 40 points or less:

36 vs. Missouri (2-13-13)

Was held to 35 points or less:

31 vs. Vanderbilt (2-23-13)

Held opponent to 59 points or less:

59 vs. South Carolina - SECT (3-13-13)

Held opponent to 56 points or less:

56 at Troy (11-09-12)

Held opponent to 55 points or less:

55 vs. Texas A&M (1-30-13)

Held opponent to 50 points or less:

46 vs. New Orleans (1-3-13)

Held opponent to 45 points or less:

45 vs. MVSU (12-28-09)

Held opponent to 42 points or less:

42 vs. Texas-San Antonio (12-4-12)

Held opponent to 39 points or less:

39 at LSU (1-9-08)

Shot 50 percent or better from the field:

.511 [24-47] vs. South Carolina (3-6-12)

Shot 55 percent or better from the field:

.565 [35-62] vs. New Orleans (1-3-13)

Shot 60 percent or better from the field:

.604 [29-48] vs. Auburn (2-4-12)

Shot 65 percent or better from the field:

.660 [35-53] vs. Western Kentucky (1-5-09)

Was held to less than 35 percent from the field:

.345 [20-58] vs. Tennessee-SECT (3-14-13)

Was held to less than 30 percent from the field:

.283 [17-60] vs. North Carolina (11-19-12)

Was held to less than 25 percent from the field:

.175 [7-40] vs. Vanderbilt (2-23-13)

Held opp. to 35 percent or less from the field:

.338 [25-74] vs. Ole Miss (3-2-13)

Held opp. to 30 percent or less from the field:

.273 [15-55] vs. Texas-San Antonio (12-4-12)

Opponent shot 50 percent or better:

.518 [29-56], Tennessee-SECT (3-14-13)

Made 35 or more field goals:

35 vs. New Orleans (1-3-13)

Made 40 or more field goals:

40 vs. Troy (12-10-11)

Attempted 70 or more shots from the field:

71 vs. Troy (12-10-11)

Attempted 80 or more shots from the field:

80 at Alabama (2-21-09)

Attempted just 40 shots from the field:

40 vs. Vanderbilt (2-23-13)

Attempted 39 or fewer shots from the field:

39 vs. Vanderbilt (2-12-05)

Made 10 or more 3-pointers:

11 vs. New Orleans (1-3-13)

Made 12 3-pointers:

12 vs. Auburn (2-4-12)

Made 15 3-pointers:

15 vs. North Carolina A&T (12-12-10)

Made 16 3-pointers:

16 vs. Troy (12-10-11)

Did not make a 3-pointer:

[0-10] vs. South Carolina (1-9-13)

Made just one 3-pointer:

vs. Southeastern Louisiana (11-28-05)

Made just two 3-pointers:

vs. Vanderbilt (2-23-13)

Attempted only 10 3-pointers:

10 vs. South Carolina (1-9-13)

Attempted six 3-pointers or less:

6 at Ole Miss (1-29-03)

Attempted 25 3-pointers:

25 vs. Ole Miss (2-9-12)

Attempted 26 3-pointers:

26 vs. South Carolina (3-5-11)

Attempted 27 or more 3-pointers:

29 vs. Ole Miss (1-18-12)

Attempted 30 or more 3-pointers:

31 vs. Troy (12-10-11)

Attempted 35 or more 3-pointers:

35 vs. Kentucky (2-16-10)

Made 31 or more free throws:

30 vs. Arkansas (1-15-05)

Made 40 or more free throws:

41 vs. LSU (2-11-09)

Made 50 or more free throws:

52 vs. LSU (2-11-09)

Made fewer than five free throws:

4 at Alabama (1-19-08)

Made fewer than four free throws:

3 vs. Baylor (12-28-11)

Made only 1 free throw:

1 at Kentucky (1-13-07)

Attempted 30 or more free throws:

33 vs. Alcorn State (11-27-12)

THE LAST TIME (CONTINUED) . . .

Attempted 35 or more free throws:	37 vs. Ole Miss (3-2-13)	Attempted 40 or more free throws:	41 vs. Charlotte (11-29-06)	Attempted fewer than 10 free throws:	8, vs. Alabama (1-16-13)	Had 50 or more rebounds:	51 vs. Prairie View (11-8-13)	Had 55 or more rebounds:	58 vs. Troy (12-10-05)	Had 59 or more rebounds:	59 at Houston (12-19-09)	Had fewer than 25 rebounds:	17 vs. Vanderbilt (2-23-13)	Had 20 or more assists:	20 vs. Florida (1-26-13)	Had 20 or more assists:	20 vs. Louisiana-Monroe (11-21-11)	Had 21 or more assists:	21 vs. Auburn (2-4-12)	Had 25 or more assists:	25 vs. St. Bonaventure (12-05-09)	Had 30 or more assists:	30 vs. Troy (12-10-11)	Had Fewer Than 5 Assists:	4, Vanderbilt (2-23-13)	Had 20 or more turnovers:	20 vs. South Carolina (3-6-13)	Had 21 or more turnovers:	21 vs. Prairie View (118-13)	Had 22 or more turnovers:	23 vs. Alabama (2-20-13)	Had 25 turnovers:	25 vs. UT Martin (11-17-07)	Had 29 or more turnovers:	29 at Arkansas (1-23-13)	Had 30 or more turnovers:	31 at Kentucky (1-7-97)	Had 34 or more turnovers:	34 at Evansville (12-17-75)	Had fewer than 10 turnovers:	9 vs. LSU (2-16-13)	Had five or fewer turnovers:	5 vs. Florida Atlantic (11-30-10)	Forced 25 or more turnovers:	27 vs. Florida Atlantic (11-13-12)	Had 10 blocked shots:	10 vs. Tennessee (1-12-12)	Had 11 blocked shots:	11 at Alabama (2-21-09)	Had 12 blocked shots:	12 vs. Troy (11-26-10)	Had 13 blocked shots:	13 vs. Arkansas (1-14-10)	Had 14 blocked shots:	14 vs. Texas-Pan American (11-24-09)	Had 16 blocked shots:	16 vs. Georgia (1-12-08)	Had 10 steals:	10 vs. Alcorn State (11-27-12)	Had 11 steals:	11 vs. Tennessee-SECT (3-14-13)	Had 12 steals:	
-----------------------------------	--------------------------	-----------------------------------	-----------------------------	--------------------------------------	--------------------------	--------------------------	-------------------------------	--------------------------	------------------------	--------------------------	--------------------------	-----------------------------	-----------------------------	-------------------------	--------------------------	-------------------------	------------------------------------	-------------------------	------------------------	-------------------------	-----------------------------------	-------------------------	------------------------	---------------------------	-------------------------	---------------------------	--------------------------------	---------------------------	------------------------------	---------------------------	--------------------------	-------------------	-----------------------------	---------------------------	--------------------------	---------------------------	-------------------------	---------------------------	-----------------------------	------------------------------	---------------------	------------------------------	-----------------------------------	------------------------------	------------------------------------	-----------------------	----------------------------	-----------------------	-------------------------	-----------------------	------------------------	-----------------------	---------------------------	-----------------------	--------------------------------------	-----------------------	--------------------------	----------------	--------------------------------	----------------	---------------------------------	----------------	--

CHARTING THE BULLDOGS	
Dunks	
Gavin Ware	2
Charges Drawn	
Tyson Cunningham	1
Craig Sword	1
Point Distribution (%)	
Senior	9 (12.7 percent)
Junior	18 (25.4 percent)
Sophomore	21 (29.6 percent)
Freshman	23 (32.4 percent)
TOTAL:	71
First Sub	
Trivante Bloodman	1
Scored First Points	
Dre Applewhite	
How First Points Were Scored	
3-pointer	1
Jumper	
Layup	
Dunk	
Free Throw	
Final Three Minutes From FT Line	
Craig Sword	2-2
TOTAL	2-2

1 FRED THOMAS



Sophomore • Guard

6-5 • 206

JACKSON, MS

Jim Hill High School

Things To Note . . .

Did not play against Prairie View due to an NCAA-mandated one-game suspension.

2013-14 Game-By-Game

Opponent	MIN	FG	Pct.	3FG	Pct.	FT	Pct.	O-D-R	PF	A	TO	B	S	PTS
N8 Prairie View	-DNP-													
N14 Kennesaw State														
N19 Mississippi Valley State														
N23 Utah State														
N27 Jackson State														
D1 Loyola														
D5 TCU														
D13 Southeastern Louisiana														
D17 Florida A&M														
D19 Florida Gulf Coast														
D22 South Florida														
D23 TBA														
J2 Maryland-Eastern Shore														
J8 Kentucky														
J11 Ole Miss														
J15 Alabama														
J18 Texas A&M														
J22 Auburn														
J25 Ole Miss														
J30 Florida														
F1 Vanderbilt														
F5 Texas A&M														
F8 Kentucky														
F12 Georgia														
F15 Auburn														
F19 LSU														
F22 Arkansas														
F26 Tennessee														
M1 Missouri														
M5 Georgia														
M8 South Carolina														
M13 SECT														

Season & MSU Highs

Points

Season:
Career: 21, South Carolina (3-13-13)

Field Goals Made

Season:
Career: 6, five times,
last vs. South Carolina (3-13-13)

Field Goals Attempted

Season:
Career: 15, Marquette (11-20-12)

3-Point FG Made

Season:
Career: 4, twice,
last vs. South Carolina (3-13-13)

3-Point FG Attempted

Season:
Career: 10, twice,
last vs. Providence (12-1-12)

Free Throws Made

Season:
Career: 8, Florida (1-26-13)

Free Throws Attempted

Season:
Career: 9, Florida (1-26-13)

Rebounds

Season:
Career: 7, Central Arkansas (12-22-12)

Assists

Season:
Career: 4, twice,
last vs. South Carolina (3-6-13)

Blocks

Season:
Career: 3, three times,
last vs. South Carolina (3-13-13)

Steals

Season:
Career: 7, Florida (1-26-13)


Minutes

Season:
Career: 37, Texas (11-21-12)

CAREER STATS For FRED THOMAS

Year	GP-GS	Min/Avg	FG-FGA	Pct	3FM-3GA	Pct	FT-FTA	Pct	Rebs	PF-D	Asst	TO	Blk	Stl	Pts/Avg
2012-13	32-19	917/28.7	103-314	.328	41-172	.238	62-78	.795	112-3.5	45-1	43	49	27	56	309/9.7

2 DRE APPLEWHITE



Freshman • Guard

6-5 • 217

Memphis, TN

Central High School

Things To Note . . .

Started first-career game against Prairie View, while registering nine points and nine rebounds.

2013-14 Game-By-Game

Opponent	MIN	FG	Pct.	3FG	Pct.	FT	Pct.	O-D-R	PF	A	TO	B	S	PTS
N8 Prairie View	25	2-8	.250	1-2	.500	4-4	1.000	5-4-9	2	4	3	1	0	9
N14 Kennesaw State														
N19 Mississippi Valley State														
N23 Utah State														
N27 Jackson State														
D1 Loyola														
D5 TCU														
D13 Southeastern Louisiana														
D17 Florida A&M														
D19 Florida Gulf Coast														
D22 South Florida														
D23 TBA														
J2 Maryland-Eastern Shore														
J8 Kentucky														
J11 Ole Miss														
J15 Alabama														
J18 Texas A&M														
J22 Auburn														
J25 Ole Miss														
J30 Florida														
F1 Vanderbilt														
F5 Texas A&M														
F8 Kentucky														
F12 Georgia														
F15 Auburn														
F19 LSU														
F22 Arkansas														
F26 Tennessee														
M1 Missouri														
M5 Georgia														
M8 South Carolina														
M13 SECT														

Season & MSU Highs

Points

Season: 9, Prairie View (11-8-13)

Field Goals Made

Season: 2, Prairie View (11-8-13)

Field Goals Attempted

Season: 8, Prairie View (11-8-13)

3-Point FG Made

Season: 1, Prairie View (11-8-13)

3-Point FG Attempted

Season: 2, Prairie View (11-8-13)

Free Throws Made

Season: 4, Prairie View (11-8-13)

Free Throws Attempted

Season: 4, Prairie View (11-8-13)

Rebounds

Season: 9, Prairie View (11-8-13)

Assists

Season: 4, Prairie View (11-8-13)

Blocks

Season: 1, Prairie View (11-8-13)

Steals

Season:

Minutes

Season: 25, Prairie View (11-8-13)

CAREER STATS FOR DRE APPLEWHITE

Year	GP-GS	Min/Avg	FG-FGA	Pct	3FM-3GA	Pct	FT-FTA	Pct	Rebs	PF-D	Asst	TO	Blk	Stl	Pts/Avg
2013-14	1-1	25/25.0	2-8	.250	1-2	.500	4-4	1.000	9-9.0	2-0	4	3	1	0	9/9.0

3 COLIN BORCHERT



Senior • Forward

6-8 • 231

Phoenix, AZ

East Mississippi CC

Things To Note . . .

Started 25th career game against Prairie View, scoring seven points.

2013-14 Game-By-Game

Opponent	MIN	FG	Pct.	3FG	Pct.	FT	Pct.	O-D-R	PF	A	TO	B	S	PTS
N8 Prairie View	24	2-5	.400	1-3	.333	2-2	1.000	2-2-4	3	0	0	1	1	7
N14 Kennesaw State														
N19 Mississippi Valley State														
N23 Utah State														
N27 Jackson State														
D1 Loyola														
D5 TCU														
D13 Southeastern Louisiana														
D17 Florida A&M														
D19 Florida Gulf Coast														
D22 South Florida														
D23 TBA														
J2 Maryland-Eastern Shore														
J8 Kentucky														
J11 Ole Miss														
J15 Alabama														
J18 Texas A&M														
J22 Auburn														
J25 Ole Miss														
J30 Florida														
F1 Vanderbilt														
F5 Texas A&M														
F8 Kentucky														
F12 Georgia														
F15 Auburn														
F19 LSU														
F22 Arkansas														
F26 Tennessee														
M1 Missouri														
M5 Georgia														
M8 South Carolina														
M13 SECT														

Season & MSU Highs

Points

Season: 7, Prairie View (11-8-13)
 Career: 21, Ole Miss (3-2-13)

Field Goals Made

Season: 2, Prairie View (11-8-13)
 Career: 8, New Orleans (1-3-13)

Field Goals Attempted

Season: 5, Prairie View (11-8-13)
 Career: 16, Tennessee (3-14-13)

3-Point FG Made

Season: 1, Prairie View (11-8-13)
 Career: 4, Auburn (3-9-13)

3-Point FG Attempted

Season: 3, Prairie View (11-8-13)
 Career: 7, twice,
 last vs. Kentucky (2-27-13)

Free Throws Made

Season: 2, Prairie View (11-8-13)
 Career: 5, Central Arkansas (12-22-12)

Free Throws Attempted

Season: 2, Prairie View (11-8-13)
 Career: 8, Central Arkansas (12-22-12)

Rebounds

Season: 4, Prairie View (11-8-13)
 Career: 13, Auburn (3-9-13)

Assists

Season:
 Career: 4, New Orleans (1-3-13)

Blocks

Season: 1, Prairie View (11-8-13)
 Career: 4, South Carolina (1-9-13)

Steals

Season:
 Career: 5, New Orleans (1-3-13)

Minutes

Season: 24, Prairie View (11-8-13)
 Career: 36, Auburn (3-9-13)

CAREER STATS For COLIN BORCHERT

Year	GP-GS	Min/Avg	FG-FGA	Pct	3FM-3GA	Pct	FT-FTA	Pct	Rebs	PF-D	Asst	TO	Blk	Stl	Pts/Avg
2012-13	29-24	783/27.0	100-242	.413	33-98	.337	27-41	.659	146-5.0	83-4	37	66	36	33	260/9.0
2013-14	1-1	24/24.0	2-5	.400	1-3	.333	2-2	1.000	4-4.0	3-0	0	0	1	1	7/7.0
TOTALS	30-25	807/26.9	102-247	.413	34-101	.337	29-43	.674	150-5.0	86-4	37	66	37	34	267/8.9

4 TRIVANTE BLOODMAN



Junior • Guard



Olney Central College

Things To Note . . .

Tallied seven points and six rebounds in 26 minutes against Prairie View.

2013-14 Game-By-Game

Opponent	MIN	FG	Pct.	3FG	Pct.	FT	Pct.	O-D-R	PF	A	TO	B	S	PTS
N8 Prairie View	26	3-7	.429	0-0	.000	1-2	.500	2-4-6	4	2	0	0	0	7
N14 Kennesaw State														
N19 Mississippi Valley State														
N23 Utah State														
N27 Jackson State														
D1 Loyola														
D5 TCU														
D13 Southeastern Louisiana														
D17 Florida A&M														
D19 Florida Gulf Coast														
D22 South Florida														
D23 TBA														
J2 Maryland-Eastern Shore														
J8 Kentucky														
J11 Ole Miss														
J15 Alabama														
J18 Texas A&M														
J22 Auburn														
J25 Ole Miss														
J30 Florida														
F1 Vanderbilt														
F5 Texas A&M														
F8 Kentucky														
F12 Georgia														
F15 Auburn														
F19 LSU														
F22 Arkansas														
F26 Tennessee														
M1 Missouri														
M5 Georgia														
M8 South Carolina														
M13 SECT														

Season & MSU Highs

Points

Season: 7, Prairie View (11-8-13)
 Career: 13, Missouri (2-13-13)

Field Goals Made

Season: 3, Prairie View (11-8-13)
 Career: 4, three times
 last vs. Missouri (2-13-13)

Field Goals Attempted

Season: 7, Prairie View (11-8-13)
 Career: 8, three times,
 last vs. Tennessee (3-14-13)

3-Point FG Made

Season:
 Career: 2, Texas (11-21-12)

3-Point FG Attempted

Season:
 Career: 3, four times,
 last vs. Tennessee (3-14-13)

Free Throws Made

Season: 1, Prairie View (11-8-13)
 Career: 6, four times,
 last vs. Ole Miss (3-2-13)

Free Throws Attempted

Season: 2, Prairie View (11-8-13)
 Career: 8, twice,
 last vs. Georgia (1-12-13)

Rebounds

Season: 6, Prairie View (11-8-13)
 Career: 8, Providence (21-1-12)

Assists

Season: 2, Prairie View (11-8-13)
 Career: 7, Florida Atlantic (11-13-12)

Blocks

Season:
 Career: 1, Georgia (1-12-13)

Steals

Season:
 Career: 3, twice,
 last vs. Missouri (2-13-13)

Minutes

Season: 26, Prairie View (11-8-13)
 Career: 39, Auburn (3-9-13)

CAREER STATS FOR TRIVANTE BLOODMAN

Year	GP-GS	Min/Avg	FG-FGA	Pct	3FM-3GA	Pct	FT-FTA	Pct	Rebs	PF-D	Ast	TO	Blk	Stl	Pts/Avg
2012-13	32-32	931/29.1	51-145	.352	12-43	.279	82-113	.726	104-3.3	82-2	75	88	1	37	196/6.1
2013-14	1-0	26/26.0	3-7	.429	0-0	.000	1-2	.500	6-6.0	4-0	2	0	0	0	7/7.0
TOTALS	33-32	957/29.0	54-152	.355	12-43	.279	83-115	.722	110-3.3	86-2	77	88	1	37	203/6.2

A portrait of a young man with short dark hair, looking directly at the camera. He is wearing a maroon basketball jersey with white trim around the V-neck. The jersey features the Adidas logo on the left chest and the text "MISSISSIPPI STATE" across the front. The background is a plain, light-colored wall.

6-3 ● 170

St. Andrews

2013-14 Game-By-Game

[illegible]

Points

Season:

Field Goals Made

Season:

Field Goals Attempted

Season:

3-Point FG Made

Season:

3-Point FG Attempted

Season:

Free Throws Made

Season:

Free Throws Attempted

Season:

Rebounds

Season:

Assists

Season:

Blocks

Season:

Steals

Season:

Minutes

Season:

[illegible]

15 I.J. READY



Freshman • Guard

5-11 • 170

Little Rock, AR

Parkview Magnet HS

Things To Note . . .

Started first-career game against Prairie View, registering 14 points to go along with his three steals and two assists.

2013-14 Game-By-Game

Opponent	MIN	FG	Pct.	3FG	Pct.	FT	Pct.	O-D-R	PF	A	TO	B	S	PTS
N8 Prairie View	30	6-10	.600	2-3	.667	0-0	.000	1-2-3	1	2	3	0	3	14
N14 Kennesaw State														
N19 Mississippi Valley State														
N23 Utah State														
N27 Jackson State														
D1 Loyola														
D5 TCU														
D13 Southeastern Louisiana														
D17 Florida A&M														
D19 Florida Gulf Coast														
D22 South Florida														
D23 TBA														
J2 Maryland-Eastern Shore														
J8 Kentucky														
J11 Ole Miss														
J15 Alabama														
J18 Texas A&M														
J22 Auburn														
J25 Ole Miss														
J30 Florida														
F1 Vanderbilt														
F5 Texas A&M														
F8 Kentucky														
F12 Georgia														
F15 Auburn														
F19 LSU														
F22 Arkansas														
F26 Tennessee														
M1 Missouri														
M5 Georgia														
M8 South Carolina														
M13 SECT														

Season & MSU Highs

Points

Season: 14, Prairie View (11-8-13)

Field Goals Made

Season: 6, Prairie View (11-8-13)

Field Goals Attempted

Season: 10, Prairie View (11-8-13)

3-Point FG Made

Season: 2, Prairie View (11-8-13)

3-Point FG Attempted

Season: 3, Prairie View (11-8-13)

Free Throws Made

Season:

Free Throws Attempted

Season:

Rebounds

Season: 3, Prairie View (11-8-13)

Assists

Season: 2, Prairie View (11-8-13)

Blocks

Season:

Steals

Season: 3, Prairie View (11-8-13)

Minutes

Season: 30, Prairie View (11-8-13)

CAREER STATS FOR I.J. READY

Year	GP-GS	Min/Avg	FG-FGA	Pct	3FM-3GA	Pct	FT-FTA	Pct	Rebs	PF-D	Ast	TO	Blk	Stl	Pts/Avg
2013-14	1-1	30/30.0	6-10	.600	2-3	.667	0-0	.000	3-3.0	1	2	3	0	3	14/14.0

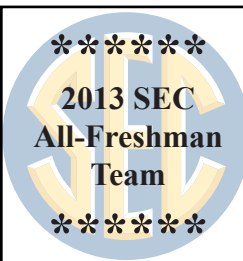
20 **GAVIN WARE**

Sophomore • Forward

6-9 • 268

Starkville, MS

Starkville High School



Things To Note . . .

Notched third-career double-double against Prairie View with 15 points and a career-high 15 rebounds.

2013-14 Game-By-Game

Opponent	MIN	FG	Pct.	3FG	Pct.	FT	Pct.	O-D-R	PF	A	TO	B	S	PTS
N8 Prairie View	31	6-11	.545	0-0	.000	3-5	.600	8-7-15	1	0	4	0	1	15
N14 Kennesaw State														
N19 Mississippi Valley State														
N23 Utah State														
N27 Jackson State														
D1 Loyola														
D5 TCU														
D13 Southeastern Louisiana														
D17 Florida A&M														
D19 Florida Gulf Coast														
D22 South Florida														
D23 TBA														
J2 Maryland-Eastern Shore														
J8 Kentucky														
J11 Ole Miss														
J15 Alabama														
J18 Texas A&M														
J22 Auburn														
J25 Ole Miss														
J30 Florida														
F1 Vanderbilt														
F5 Texas A&M														
F8 Kentucky														
F12 Georgia														
F15 Auburn														
F19 LSU														
F22 Arkansas														
F26 Tennessee														
M1 Missouri														
M5 Georgia														
M8 South Carolina														
M13 SECT														

Season & MSU Highs

Points

Season: 15, Prairie View (11-8-13)
 Career: 22, Central Arkansas (12-22-12)

Field Goals Made

Season: 6, Prairie View (11-8-13)
 Career: 8, Central Arkansas (12-22-12)

Field Goals Attempted

Season: 11, Prairie View (11-8-13)
 Career: 12, Alabama A&M (12-30-12)

3-Point FG Made

Season:
 Career:

3-Point FG Attempted

Season:
 Career:

Free Throws Made

Season: 3, Prairie View (11-8-13)
 Career: 7, Arkansas (1-23-13)

Free Throws Attempted

Season: 5, Prairie View (11-8-13)
 Career: 8, twice,
 last vs. Arkansas (1-23-13)

Rebounds

Season: 15, Prairie View (11-8-13)
 Career: 15, Prairie View (11-8-13)

Assists

Season:
 Career: 2, Arkansas (1-23-13)

Blocks

Season:
 Career: 5, Loyola (12-15-12)

Steals

Season: 1, Prairie View (11-8-13)
 Career: 2, three times,
 last vs. Arkansas (1-23-13)

Minutes

Season: 31, Prairie View (11-8-13)
 Career: 36, Texas A&M (1-30-13)

CAREER STATS FOR GAVIN WARE

Year	GP-GS	Min/Avg	FG-FGA	Pct	3FM-3GA	Pct	FT-FTA	Pct	Rebs	PF-D	Ast	TO	Blk	Stl	Pts/Avg
2012-13	32-27	824/25.8	110-203	.542	0-0	.000	50-89	.562	206-6.4	65-2	9	40	24	15	270/8.4
2013-14	1-1	31/31.0	6-11	.545	0-0	.000	3-5	.600	15-15.0	1-0	0	4	0	1	15/15.0
TOTALS	33-28	855/25.9	116-214	.542	0-0	.000	53-94	.564	221-6.7	66-2	9	44	24	16	285/8.6

24 TYSON CUNNINGHAM



Senior • Guard

6-3 • 197

Columbus, MS

Columbus High School

Things To Note . . .

Tallied two assists and three steals in the season-opening win against Prairie View.

2013-14 Game-By-Game

Opponent	MIN	FG	Pct.	3FG	Pct.	FT	Pct.	O-D-R	PF	A	TO	B	S	PTS
N8 Prairie View	19	1-6	.167	0-2	.000	0-0	.000	0-1-1	3	2	0	0	3	2
N14 Kennesaw State														
N19 Mississippi Valley State														
N23 Utah State														
N27 Jackson State														
D1 Loyola														
D5 TCU														
D13 Southeastern Louisiana														
D17 Florida A&M														
D19 Florida Gulf Coast														
D22 South Florida														
D23 TBA														
J2 Maryland-Eastern Shore														
J8 Kentucky														
J11 Ole Miss														
J15 Alabama														
J18 Texas A&M														
J22 Auburn														
J25 Ole Miss														
J30 Florida														
F1 Vanderbilt														
F5 Texas A&M														
F8 Kentucky														
F12 Georgia														
F15 Auburn														
F19 LSU														
F22 Arkansas														
F26 Tennessee														
M1 Missouri														
M5 Georgia														
M8 South Carolina														
M13 SECT														

Season & MSU Highs

Points

Season: 2, Prairie View (11-8-13)
 Career: 10, Central Arkansas (12-22-12)

Field Goals Made

Season: 1, Prairie View (11-8-13)
 Career: 3, twice,
 last vs. Arkansas (1-23-13)

Field Goals Attempted

Season: 6, Prairie View (11-8-13)
 Career: 6, twice,
 last vs. Prairie View (11-8-13)

3-Point FG Made

Season:
 Career: 3, Arkansas (1-23-13)

3-Point FG Attempted

Season: 2, Prairie View (11-8-13)
 Career: 5, Central Arkansas (12-22-12)

Free Throws Made

Season:
 Career: 2, four times,
 last vs. Alabama (2-20-13)

Free Throws Attempted

Season:
 Career: 2, four times,
 last vs. Alabama (2-20-13)

Rebounds

Season: 1, Prairie View (11-8-13)
 Career: 6, twice,
 last vs. South Carolina (3-6-13)

Assists

Season: 2, Prairie View (11-8-13)
 Career: 3, five times,
 last vs. South Carolina (3-13-13)

Blocks

Season:
 Career: 1, twice,
 last vs. LSU (2-2-13)

Steals

Season: 3, Prairie View (11-8-13)
 Career: 3, twice,
 last vs. Prairie View (11-8-13)

Minutes

Season: 19, Prairie View (11-8-13)
 Career: 30, twice,
 last vs. Texas (11-21-12)

CAREER STATS For TYSON CUNNINGHAM

Year	GP-GS	Min/Avg	FG-FGA	Pct	3FM-3GA	Pct	FT-FTA	Pct	Rebs	PF-D	Ast	TO	Blk	Stl	Pts/Avg
2011-12	10-0	14/1.4	0-11	.000	0-4	.000	0-0	.000	1-0.1	4-0	0	1	0	1	0/0.0
2012-13	32-4	662/20.7	25-68	.368	19-46	.413	8-13	.615	76-2.4	42-1	43	32	2	22	77/2.4
2013-14	1-0	19/19.0	1-6	.167	0-2	.000	0-0	.000	1-1.0	3-0	2	0	0	3	2/2.0
TOTALS	43-4	695/16.2	26-85	.306	19-52	.365	8-13	.615	78-1.8	49-1	45	33	2	26	79/1.8

25 ROQUEZ JOHNSON



Junior • Forward

6-7 • 210

Montgomery, AL

G.W. Carver High School

Things To Note . . .

Registered 11 points and seven rebounds in 16 minutes against Prairie View.

2013-14 Game-By-Game

Opponent	MIN	FG	Pct.	3FG	Pct.	FT	Pct.	O-D-R	PF	A	TO	B	S	PTS
N8 Prairie View	16	5-8	.625	0-0	.000	1-4	.250	3-4-7	3	0	4	0	0	11
N14 Kennesaw State														
N19 Mississippi Valley State														
N23 Utah State														
N27 Jackson State														
D1 Loyola														
D5 TCU														
D13 Southeastern Louisiana														
D17 Florida A&M														
D19 Florida Gulf Coast														
D22 South Florida														
D23 TBA														
J2 Maryland-Eastern Shore														
J8 Kentucky														
J11 Ole Miss														
J15 Alabama														
J18 Texas A&M														
J22 Auburn														
J25 Ole Miss														
J30 Florida														
F1 Vanderbilt														
F5 Texas A&M														
F8 Kentucky														
F12 Georgia														
F15 Auburn														
F19 LSU														
F22 Arkansas														
F26 Tennessee														
M1 Missouri														
M5 Georgia														
M8 South Carolina														
M13 SECT														

Season & MSU Highs

Points

Season: 11, Prairie View (11-8-13)
 Career: 18, Texas (11-21-12)

Field Goals Made

Season: 5, Prairie View (11-8-13)
 Career: 7, twice,
 last vs. Texas (11-21-12)

Field Goals Attempted

Season: 8, Prairie View (11-8-13)
 Career: 13, North Carolina (11-19-12)

3-Point FG Made

Season:
 Career: 1, five times,
 last vs. Florida (2-9-13)

3-Point FG Attempted

Season:
 Career: 3, North Carolina (11-19-12)

Free Throws Made

Season: 1, Prairie View (11-8-13)
 Career: 8, South Carolina (1-9-13)

Free Throws Attempted

Season: 4, Prairie View (11-8-13)
 Career: 11, Providence (21-1-12)

Rebounds

Season: 7, Prairie View (11-8-13)
 Career: 8, twice,
 last vs. South Carolina (3-13-13)

Assists

Season:
 Career: 2, Tennessee (3-14-13)

Blocks

Season:
 Career: 3, twice,
 last vs. Auburn (3-9-13)

Steals

Season:
 Career: 6, Texas (11-21-12)


Minutes

Season: 16, Prairie View (11-8-13)
 Career: 36, Texas (11-21-12)

CAREER STATS FOR ROQUEZ JOHNSON

Year	GP-GS	Min/Avg	FG-FGA	Pct	3FM-3GA	Pct	FT-FTA	Pct	Rebs	PF-D	Ast	TO	Blk	Stl	Pts/Avg
2011-12	13-0	45/3.5	0-3	.000	0-0	.000	1-6	.167	11-0.8	6-0	0	6	3	1	1/0.1
2012-13	28-8	730/26.1	77-181	.425	5-18	.278	87-146	.596	127-4.5	69-2	12	70	15	22	246/8.8
2013-14	1-0	16/16.0	5-8	.625	0-0	.000	1-4	.250	7-7.0	3-0	0	4	0	0	11/11.0
TOTALS	42-8	791/18.8	82-192	.427	5-18	.278	89-156	.570	145-3.5	78-2	12	80	18	23	258/6.1

32 CRAIG SWORD

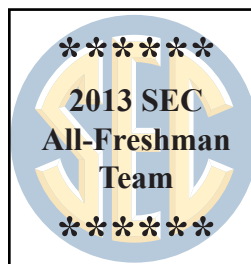


Sophomore • Guard

6-3 • 194

Montgomery, AL

G.W. Carver High School



Things To Note . . .

Earned 31st-career start in the season opener against Prairie View, scoring six points.

2013-14 Game-By-Game

Opponent	MIN	FG	Pct.	3FG	Pct.	FT	Pct.	O-D-R	PF	A	TO	B	S	PTS
N8 Prairie View	29	2-9	.222	0-2	.000	2-4	.500	3-2-5	2	3	6	0	0	6
N14 Kennesaw State														
N19 Mississippi Valley State														
N23 Utah State														
N27 Jackson State														
D1 Loyola														
D5 TCU														
D13 Southeastern Louisiana														
D17 Florida A&M														
D19 Florida Gulf Coast														
D22 South Florida														
D23 TBA														
J2 Maryland-Eastern Shore														
J8 Kentucky														
J11 Ole Miss														
J15 Alabama														
J18 Texas A&M														
J22 Auburn														
J25 Ole Miss														
J30 Florida														
F1 Vanderbilt														
F5 Texas A&M														
F8 Kentucky														
F12 Georgia														
F15 Auburn														
F19 LSU														
F22 Arkansas														
F26 Tennessee														
M1 Missouri														
M5 Georgia														
M8 South Carolina														
M13 SECT														

Season & MSU Highs

Points

Season: 6, Prairie View (11-8-13)
 Career: 25, LSU (2-16-13)

Field Goals Made

Season: 2, Prairie View (11-8-13)
 Career: 9, twice,
 last vs. Tennessee (3-14-13)

Field Goals Attempted

Season: 9, Prairie View (11-8-13)
 Career: 17, twice,
 last vs. Tennessee (3-14-13)

3-Point FG Made

Season:
 Career: 2, three times,
 last vs. South Carolina (3-6-13)

3-Point FG Attempted

Season: 2, Prairie View (11-8-13)
 Career: 7, Providence (12-1-12)

Free Throws Made

Season: 2, Prairie View (11-8-13)
 Career: 7, LSU (2-16-13)

Free Throws Attempted

Season: 4, Prairie View (11-8-13)
 Career: 10, twice,
 last vs. LSU (2-16-13)

Rebounds

Season: 5, Prairie View (11-8-13)
 Career: 8, Florida (2-9-13)

Assists

Season: 3, Prairie View (11-8-13)
 Career: 9, Ole Miss (3-2-13)

Blocks

Season:
 Career: 2, four times,
 last vs. South Carolina (3-13-13)

Steals

Season:
 Career: 5, twice,
 last vs. Florida (1-26-13)

Minutes

Season: 29, Prairie View (11-8-13)
 Career: 37, Auburn (3-9-13)

CAREER STATS For CRAIG SWORD

Year	GP-GS	Min/Avg	FG-FGA	Pct	3FM-3GA	Pct	FT-FTA	Pct	Rebs	PF-D	Ast	TO	Blk	Stl	Pts/Avg
2012-13	32-30	854/26.7	120-296	.405	13-67	.194	82-148	.554	92-2.9	92-8	75	127	14	55	335/10.5
2013-14	1-1	29/29.0	2-9	.222	0-2	.000	2-4	.500	5-5.0	2-0	3	6	0	0	6/6.0
TOTALS	33-31	883/26.8	122-305	.400	13-69	.188	84-152	.553	97-2.9	94-8	78	133	14	55	341/10.3

EXHIBITION 1 — Nov. 3, 2013

Mississippi State 86
Auburn Montgomery 57

Humphrey Coliseum • 3 p.m.
Starkville, MS

Colin Borchert scored 23 points and Gavin Ware posted a double-double as Mississippi State Auburn-Montgomery 86-57.

MSU scored the game's first five points and never trailed in the contest. The Bulldogs shot 51.7 percent from the floor and used its significant height advantage to post plus-11 rebounding advantage against the Division II Warhawks.

In his MSU point guard debut, I.J. Ready had a solid start. In 22 minutes of play, Ready scored only two points but was credited with four assists and two steals, with only one turnover.

For the contest, the Bulldogs shot better than 50 percent each half and hit 42.9 percent from 3-point range. Borchert led the offensive attack with an 8-for-9 night from the field and a 5-of-6 night from the free throw line.

Ware, a sophomore from Starkville, scored 10 points and collected a game-high 12 rebounds for the double-double.

The Bulldogs used defensive pressure to key a 12-2 run early. A free throw by Ware capped the run and pushed the MSU advantage to 21-10 with 8:49 left in the half. AUM hit a couple of 3-point baskets to fight back within 12.

Leading 33-19, MSU ended the half with an 11-3 run for a 44-22 halftime advantage.

The Bulldogs continued the strong offensive play to start the second half, as the lead was quickly pushed out to 56-24 at the first media timeout of the second half.

MSU held a 42-31 rebounding advantage.

William Carey

Player	FG	3FG	FT	RB	PF	PT	A	Min
Wade	f 2-5	0-0	2-2	2	4	6	0	21
Davis	g 1-9	1-2	1-3	1	1	4	1	20
Jones	g 0-4	0-3	1-3	5	2	0	0	20
Jackson	g 2-3	0-1	0-0	2	0	4	3	22
Howard	g 0-2	0-1	0-0	0	1	0	0	3
Murphy	6-13	0-1	0-0	8	1	12	5	31
Person	3-3	0-0	0-0	1	5	6	1	15
Washington	1-3	0-0	2-4	1	3	4	0	15
Harrell	3-6	2-4	0-0	2	4	8	1	22
Carnley	3-9	2-7	0-0	0	1	8	0	14
Harris	2-6	0-0	1-2	5	2	5	0	17
TOTALS	23-63	5-19	6-11	31	24	57	11	200

Mississippi State

Player	FG	3FG	FT	RB	PF	PT	A	Min
Borchert	f 8-9	2-2	5-6	6	1	23	0	25
Ware	f 3-7	0-0	4-7	12	3	10	0	23
Thomas	g 3-7	2-5	0-0	3	2	8	0	23
Ready	g 1-3	0-0	0-0	0	0	2	4	22
Sword	g 6-10	0-1	0-0	2	0	12	2	19
Applewhite	3-4	2-3	4-4	4	1	12	3	19
Bloodman	2-6	0-2	3-4	5	3	7	5	23
Prater	0-0	0-0	0-0	0	0	0	0	6
Cunningham	1-4	0-1	2-2	2	1	4	1	18
Johnson	3-8	0-0	2-2	6	2	8	3	22
TOTALS	30-58	6-14	20-25	42	13	86	18	200

Halftime: MSU 44, AUM 22. FG%: MSU 53.6%, AUM 34.6%. 3FG%: MSU 30.0%, AUM 20.0%. FT%: MSU 91.7%, AUM 75.0%. Turnovers: MSU 15 (Ware 4), AUM 20 (Murphy 4). Blocked Shots: MSU 6 (Borchert 3), AUM 1 (Wade 1). Steals: MSU 10 (Ware 3), AUM 6 (Murphy 3). Officials: Ed Corbet, Tony Henderson, Marc Ellard. Attendance: N/A.

GAME 1 — Nov. 8, 2013

Mississippi State 71
Prairie View 56

Humphrey Coliseum • 7 p.m.
Starkville Miss

Mississippi State used a dominating inside game to beat Prairie View, 71-56.

Gavin Ware posted his third career double-double (15 points and 15 rebounds).

In his MSU debut, freshman guard I.J. Ready added 14 points, two assists and three steals in 30 minutes of work.

MSU shot 42.2 percent from the floor but was plagued by 21 turnovers. Despite the tighter restrictions on foul calling, the Bulldogs did well there, only being called for 19 personals.

Leading 62-55, the Bulldogs followed a timeout with three straight defensive turnovers and three baskets on the other end for a game-clinching 7-0 run.

MSU scored the game's first five points and held a sizeable lead throughout the contest. A layup by Johnson capped an 11-2 run and extended the lead to 18-9. Prairie View closed within five at 22-17 only to see more full-court pressure lead to a 7-1 run and a 29-18 lead for the Bulldogs.

That last spurt helped push MSU to a 38-28 lead at the intermission.

MSU extended the lead to 45-29 on an old-fashioned 3-point play by Ware. Still, the Panthers had a couple of strong offensive possessions where they beat the Bulldogs back down the court to stay in the contest.

A 3-point basket by Montrael Scott whittled the lead to 62-55 before the game-decisive run. That run included a layup by Trivante Bloodman, a 3-pointer by Ready and a layup by Colin Borchert.

MSU held a 51-27 rebounding advantage.

Prairie View

Player	FG	3FG	FT	RB	PF	PT	A	Min
Robinson	f 1-6	0-5	0-0	1	1	2	0	28
Chapman	f 2-2	0-0	1-2	3	4	5	0	21
Hagood	f 4-5	0-0	3-4	2	3	11	3	32
Brisco	g 0-6	0-5	0-0	2	1	0	0	21
Scott	g 5-12	1-3	4-6	3	3	15	1	30
Adams	0-0	0-0	0-0	0	0	0	1	7
Munks	3-12	1-6	6-8	4	2	13	1	25
Agho	2-2	0-0	1-1	3	3	5	0	16
Montgomery	2-3	1-1	0-0	5	2	5	0	10
Jenkins	0-0	0-0	0-0	0	3	0	0	6
York	0-2	0-2	0-0	0	0	0	0	4
TOTALS	19-50	3-22	15-21	27	22	56	6	200

Mississippi State

Player	FG	3FG	FT	RB	PF	PT	A	Min
Borchert	f 2-5	1-3	2-2	4	3	7	0	24
Ware	f 6-11	0-0	3-5	15	1	15	0	31
Applewhite	g 2-8	1-2	4-4	9	2	9	4	25
Ready	g 6-10	2-3	0-0	3	1	14	2	30
Sword	g 2-9	0-2	2-4	5	2	6	3	29
Bloodman	3-7	0-0	1-2	6	4	7	2	26
Cunningham	1-6	0-2	0-0	1	3	2	2	19
Johnson	5-8	0-0	1-4	7	3	11	0	16
TOTALS	27-64	4-12	13-21	51	19	71	13	200

Halftime: MSU 38, PV 28. FG%: MSU 42.2%, PV 38.0%. 3FG%: MSU 33.3%, PV 13.6%. FT%: MSU 61.9%, PV 71.4%. Turnovers: MSU 21 (Sword 6), PV 19 (Hagood 5). Blocked Shots: MSU 2 (Borchert, Applewhite 1), PV 4 (Robinson, Agho 2). Steals: MSU 8 (Cunningham, Ready 3) PV 10 (Hagood 3). Officials: Patrick Evans, Kevin Fehr, Brian Shey. Attendance: 6,853.

GAME 2 — Nov. 14, 2013

Mississippi State
Kennesaw State

Humphrey Coliseum • 7 p.m.
Starkville, MS

2013-14 Mississippi State Basketball
Mississippi State Combined Team Statistics (as of Nov 13, 2013)
All games



RECORD:	OVERALL	HOME	AWAY	NEUTRAL
ALL GAMES	1-0	1-0	0-0	0-0
CONFERENCE	0-0	0-0	0-0	0-0
NON-CONFERENCE	1-0	1-0	0-0	0-0

##	Player	gp-gs	min	avg	Total		3-Point		F-Throw		Rebounds				pf	dq	a	to	blk	stl	pts	avg
					fg-fga	fg%	3fg-fga	3fg%	ft-fga	ft%	off	def	tot	avg								
20	Gavin Ware	1-1	31	31.0	6-11	.545	0-0	.000	3-5	.600	8	7	15	15.0	1	0	0	4	0	1	15	15.0
15	IJ Ready	1-1	30	30.0	6-10	.600	2-3	.667	0-0	.000	1	2	3	3.0	1	0	2	3	0	3	14	14.0
25	Roquez Johnson	1-0	16	16.0	5-8	.625	0-0	.000	1-4	.250	3	4	7	7.0	3	0	0	4	0	0	11	11.0
02	Dre Applewhite	1-1	25	25.0	2-8	.250	1-2	.500	4-4	1.000	5	4	9	9.0	2	0	4	3	1	0	9	9.0
04	Trivante Bloodman	1-0	26	26.0	3-7	.429	0-0	.000	1-2	.500	2	4	6	6.0	4	0	2	0	0	0	7	7.0
03	Colin Borchert	1-1	24	24.0	2-5	.400	1-3	.333	2-2	1.000	2	2	4	4.0	3	0	0	0	1	1	7	7.0
32	Craig Sword	1-1	29	29.0	2-9	.222	0-2	.000	2-4	.500	3	2	5	5.0	2	0	3	6	0	0	6	6.0
24	Tyson Cunningham	1-0	19	19.0	1-6	.167	0-2	.000	0-0	.000	0	1	1	1.0	3	0	2	0	0	3	2	2.0
Team											1	0	1					1				
Total.....		1	200		27-64	.422	4-12	.333	13-21	.619	25	26	51	51.0	19	0	13	21	2	8	71	71.0
Opponents.....		1	200		19-50	.380	3-22	.136	15-21	.714	9	18	27	27.0	22	-	6	19	4	10	56	56.0

TEAM STATISTICS	MS	OPP	Date	Opponent	Score	Att.
SCORING	71	56	11-08-13	PRAIRIE VIEW	W 71-56	6853
Points per game	71.0	56.0	* - Conference game			
Scoring margin	+15.0	-				
FIELD GOALS-ATT	27-64	19-50				
Field goal pct	.422	.380				
3 POINT FG-ATT	4-12	3-22				
3-point FG pct	.333	.136				
3-pt FG made per game	4.0	3.0				
FREE THROWS-ATT	13-21	15-21				
Free throw pct	.619	.714				
F-Throws made per game	13.0	15.0				
REBOUNDS	51	27				
Rebounds per game	51.0	27.0				
Rebounding margin	+24.0	-				
ASSISTS	13	6				
Assists per game	13.0	6.0				
TURNOVERS	21	19				
Turnovers per game	21.0	19.0				
Turnover margin	-2.0	-				
Assist/turnover ratio	0.6	0.3				
STEALS	8	10				
Steals per game	8.0	10.0				
BLOCKS	2	4				
Blocks per game	2.0	4.0				
ATTENDANCE	6853	0				
Home games-Avg/Game	1-6853	0-0				
Neutral site-Avg/Game	-	0-0				

Score by Periods	1st	2nd	Totals
Mississippi State	38	33	71
Opponents	28	28	56