



Mississippi State Bulldogs (1-0)

vs.

Central Florida Knights (1-0)

Basketball Media Relations

55 Bailey Howell Drive, Mississippi State, MS 39762

GREGG ELLIS, Primary Contact

(W) 662.325.3595 | (C) 662.322.0145 | gellis@athletics.msstate.edu

Twitter: @msusportsgregg & @HailStateMBK | www.hailstate.com

MORGAN MACGUIRE, Secondary Contact

(C) 719.660.2039 | mmacguire@athletics.msstate.edu

Twitter: @morgsmac

SERIES INFORMATION

Series: First meeting

Home: N/A

Away: N/A

Neutral: N/A

Last Meeting: N/A

Mississippi State Coach: Ben Howland

MSU Record: 15-17, 2nd year

Career Record: 416-223, 21st year

Central Florida Coach: Johnny Dawkins

CFU Record: 1-0, 1st year

Career Record: 157-115, 9th year



GAME INFORMATION

When: Thursday, Nov. 17, 2016

Time: 4 p.m.

Location: Starkville

Arena: Humphrey Coliseum

TV: ESPN2

PxP: Doug Sherman

Analyst: Miles Simon

Sideline: NA

MSU Radio Network:

PxP: Jim Ellis

Analyst: Richard Williams

Sirius/XM: NA

Projected Starting 5



11 Quindary Weatherspoon

6-4 | 202 | So. | G
Canton, MS

PPG: _____ 22.0

RPG: _____ 6.0

FG%: _____ 56.3

FT%: _____ 100



15 I.J. Ready

5-11 | 166 | Sr. | G
Rixey, AR

PPG: _____ 14.0

APG: _____ 7.0

FG%: _____ 38.5

FT%: _____ 75.0



23 Tyson Carter

6-4 | 164 | Fr. | G
Starkville, MS

PPG: _____ 17.0

RPG: _____ 1.0

FG%: _____ 75.0

FT%: _____



4 Mario Kegler

6-7 | 230 | Fr. | G
Jackson, MS

PPG: _____ 8.0

RPG: _____ 2.0

FG%: _____ 33.3

FT%: _____ 100



35 Aric Holman

6-10 | 222 | So. | F
Owensboro, KY

PPG: _____ 11.0

RPG: _____ 11.0

FG%: _____ 42.9

FT%: _____ 57.1

WHAT TO NOTE AS MSU PLAYS UCF . . .

- Mississippi State is looking to start 2-0 for the fifth time in the last 10 years.
- This is the first time since 2004-05 MSU hasn't played its second game of the year at the Hump.
- Against Norfolk State, MSU improved to 82-23 all-time in season openers.
- Central Florida is one of four possible teams on MSU's schedule the Bulldogs are facing for the first time. Norfolk State, Boise State and LeHigh are the other three.
- MSU is 78-61 against the 11 teams that currently comprise the American Athletic Conference. The team the Bulldogs have played the most is Tulane (55-39). The Green Wave is also the last AAC team MSU faced, a 69-59 win last December.
- In the season opener, MSU started two freshman (**Tyson Carter** and **Mario Kegler**), while three players had their collegiate debuts (**Eli Wright**, **Lamar Peters** and **E.J. Datcher**). It's the first time at least two freshman started an opener since 1987-88 against Christian Brothers when Greg Carter, Todd Merritt and Chancellor Nichols.
- In his debut, Tyson Carter scored 17 points, the most by a true freshman on opening day since Chancellor Nichols also had 17 against Christian Brothers on Nov. 28, 1987. Ray White owns the record of 34 against Indiana State on Dec. 1, 1975.
- Quindary Weatherspoon** had a game-high 22 points against the Spartans, marking the third time in his career he totaled 20-plus points.
- I.J. Ready** is now 317 points shy of becoming the 37th player in MSU history to score 1,000 for a career. He also needs just 45 assists to move into the MSU all-time Top 10. In addition, he is 31 steals shy of moving in the MSU Top 10 record book.
- Sophomore forward **Aric Holman** recorded his first-career double-double (11 points, 11 rebounds), marking the fourth-consecutive year MSU has had a player record a double-double on opening day.
- On Friday, MSU will play either Boise State or the College of Charleston. While the Bulldogs have never faced the Broncos, they are 1-0 against the Cougars (86-64 in 1974).

2016-17 MISSISSIPPI STATE SCHEDULE/RESULTS

NOVEMBER

11	NORFOLK STATE (SECN+)	W, 78-74
	CHARLESTON CLASSIC	
17	vs. Central Florida (ESPN2)	4 p.m.
18	vs. Boise State/Charleston	6/9:30 p.m.
20	vs. TBA	TBA
25	LEHIGH (SECN+)	7 p.m.
28	NORTHWESTERN STATE (SECN)	6 p.m.

DECEMBER

1	OREGON STATE (ESPNU)	8 p.m.
4	GEORGIA STATE (SECN+)	4 p.m.
14	ETSU (SECN)	7 p.m.
19	Southern Miss (ESPNU) ^	8 p.m.
22	MOREHEAD STATE (SECN)	6 p.m.
29	UMKC (SECN+)	7 p.m.

JANUARY

3	ALABAMA (SECN)	7:30 p.m.
7	at LSU (SECN)	2:30 p.m.
10	at Arkansas (SECN)	8 p.m.
14	TEXAS A&M (CBS)	12 p.m.
17	KENTUCKY (ESPN)	6 p.m.
21	at Tennessee (SECN)	5 p.m.
25	MISSOURI (SECN)	6 p.m.
28	at Alabama (SECN)	5 p.m.
31	at Ole Miss (SECN)	6 p.m.

FEBRUARY

4	TENNESSEE (SECN)	2:30 p.m.
7	at Auburn (SECN)	8 p.m.
11	SOUTH CAROLINA (ESPN2)	7 p.m.
14	at Georgia (ESPNU)	8 p.m.

18	FLORIDA (ESPN/2)	1 p.m.
21	OLE MISS (ESPN2)	8 p.m.
25	at Vanderbilt (ESPNU)	3 p.m.
28	at South Carolina (ESPNU)	6 p.m.

MARCH

4	LSU (SECN)	5 p.m.
	2017 SEC Tournament	
8-12	SEC Tournament (SECN, ESPNU, ABC)	TBA

^ - Jackson, Miss (Mississippi Coliseum)

! - Nashville (Bridgestone Arena)

2016-17 MISSISSIPPI STATE NUMERICAL ROSTER

No.	Name	Pos.	Ht.	Wt.	Yr.	Exp.	Hometown
1	Lamar Peters	G	6-0	188	Fr.	HS	New Orleans, LA (Landry-Walker HS)
2	Eli Wright	G	6-4	203	Fr.	HS	Owensboro, KY (22 Feet Academy)
3	Xavian Stapleton	G	6-6	207	So.	TR	Flora, MS (Louisiana Tech)
4	Mario Kegler	G	6-7	220	Fr.	HS	Jackson, MS (Oak Hill Academy)
5	Joe Strugg	F	6-9	196	RFr.	HS	Montgomery, AL (G.W. Carver HS)
11	Quinnndary Weatherspoon	G	6-4	205	So.	1L	Canton, MS (Velma Jackson HS)
12	Drew Davis	G	5-10	172	Jr.	HS	Atlanta, GA (Ft. Walton Beach HS)
13	Nick Singleton	G	6-5	194	So.	TR	Decatur, GA (Kennesaw State)
15	I.J. Ready	G	5-11	166	Sr.	3L	Rixey, AR (Park View Magnet)
20	Miles Washington	C	6-7	202	Fr.	HS	New Albany, MS (New Albany HS)
23	Tyson Carter	G	6-4	167	Fr.	HS	Starkville, MS (Starkville HS)
24	Abdul Ado	F	6-11	246	Fr.	HS	Lagos, Nigeria (Hamilton Heights HS)
34	Schnider Herard	F	6-10	250	Fr.	HS	Port-au-Prince (Prestonwood Christian)
35	Aric Holman	F	6-10	222	So.	1L	Owensboro, KY (Owensboro HS)
45	E.J. Datcher	C	6-9	240	Fr.	HS	Harpersville, AL (Vincent HS)

Head Coach: Ben Howland (Weber State, 1979; 2nd year)

Assistant Coaches: George Brooks (Mississippi State, 1997; 7th year)
Korey McCray (Mercer, 2001; 2nd year)
Ernie Zeigler (Cleary College, 1994; 2nd year)

Director of Basketball Operations: Michael Moynihan

Director of Basketball Performance: David Deets

Graduate Assistant Coaches: Alfred Abdula
Bo Rodriguez

VIDEO: Jalen Courtney

TRAINER: Ryan Dotson

PRONUNCIATION GUIDE

ARIC HOLEMAN: ERIC
QUINNNDARY WEATHERSPOON: QUINN-DARE-EE
XAVIAN STAPLETON: ZAY-VEE-AWN
ABDUL ADO: A-DOO

GENERAL INFORMATION

Location: Starkville, MS
Founded: February 28, 1878
Enrollment: 21,622
Conference: SEC
Nickname: Bulldogs
Colors: Maroon & White
Arena: Humphrey Coliseum (10,500)
President: Dr. Mark E. Keenum
Athletics Director: John Cohen
Web Site: www.hailstate.com
Twitter: @HailStateMBK
Hashtag: #HailState

BASKETBALL HISTORY

First Year of Basketball: 1908-09
All-Time Record: 1,362-1,159/105 years
All-Time SEC Record: 571-749
Total Number of Head Coaches: 20
Humphrey Coliseum Record: 419-171
20-Win Seasons: 17
NCAA Tournament Appearances: 10 (11-10)
NCAA Tournament Final Fours: 1 (1996)
NIT Appearances: 8 (7-8)
NIT Final Fours: 1 (2007)
SEC Championships: 6
(2004, 1991, 1963, 1962, 1961, 1959)
SEC Tournament Championships: 3
(2009, 2002 and 1996)
SEC Tournament Record: 29-53
SEC Western Division Titles: 7
(2010, 2008, 2007, 2004, 2003, 1996, 1995)

TEAM INFORMATION

2015-16 Overall Record 14-17
2015-16 SEC Record 7-11, 11th
National Ranking: n/a
Starters Returning/Lost: 2/3
Letterwinners Returning/Lost: 3/10
Newcomers: 12
Roster (Sr./Jr./So./Fr.): (1/1/4/9)

MEDIA INFORMATION

Credentials

■Media members may obtain both season credentials and game-by-game passes by contacting Gregg Ellis at 662-325-3595.

SEC Teleconference

■The SEC's weekly teleconference is every Monday and will be coordinated through the SEC media relations office. To participate, contact Craig Pinkerton of the SEC at 205-458-3038. Ben Howland is scheduled for 11:17 a.m. CT.



Media On Twitter

Michael Bonner, Clarion Ledger
@MikeBBonner
David Brandt, Associated Press
@davidbrandtAP
Bob Carskadon, HailState Beat
@bobcarskadon
Joel Coleman, Starkville Daily News
@JoelTColeman
Robbie Faulk, 24/7 Sports
@robbiefaulk247
Paul Jones, 24/7 Sports
@PJ247Sports
Logan Lowery, Daily Journal
@loganlowery
David Murray, Dawgs' Bite
@DawgsBiteMag
Danny P. Smith, Starkville Daily News
@sdndannyp
Gene Swindoll, Gene's Page
@GeneSwindoll
Ben Wait, Commercial Dispatch
@bcwait

MISSISSIPPI STATE TV/RADIO ROSTER



1 Lamar Peters
FR | G | 6-0 | 188
New Orleans, LA



2 Eli Wright
FR | G | 6-4 | 203
Owensboro, KY



3 Xavian Stapleton
SO | G | 6-6 | 207
Flora, MS



4 Mario Kegler
FR | G | 6-7 | 220
Jackson, MS



5 Joe Strugg
FR | F | 6-9 | 196
Montgomery, AL



11 Quindary Weatherspoon
SO | G | 6-4 | 205
Canton, MS



12 Drew Davis
JR | G | 5-10 | 172
Atlanta, GA



13 Nick Singleton
SO | G | 6-5 | 194
Decatur, GA



15 I.J. Ready
SR | G | 5-11 | 166
Rixey, AR



20 Miles Washington
FR | C | 6-7 | 202
New Albany, MS



23 Tyson Carter
FR | G | 6-4 | 167
Starkville, MS



24 Abdul Ado
FR | F | 6-11 | 246
Lagos, Nigeria



34 Schnider Herard
FR | F | 6-10 | 250
Port-Au-Prince, Haiti



35 Aric Holman
SO | F | 6-10 | 222
Owensboro, KY



45 E.J. Datcher
FR | C | 6-9 | 240
Harpersville, AL



Ben Howland
Head Coach
2nd Year



George Brooks
Assistant Coach
7th Year



Korey McCray
Assistant Coach
2nd Year



Ernie Zeigler
Assistant Coach
2nd Year



Michael Moynihan
Director of Operations
1st Year

TALE OF THE TAPE

2016-17 STATS	PPG	FG%	3FG%	FT%	RB	RBM	A	T	TM	S	B
Mississippi State (1-0)	78.0	46.7	47.8	64.7	38.0	+3.0	15.0	13.0	-1.0	4.0	8.0
Central Florida (1-0)	80.0	45.3	37.5	72.2	59.0	+23.0	17.0	16.0	-7.0	3.0	7.0

Leaders	Scoring	Rebounds	Assists	Steals	Blocks
MSU OPP	Weatherspoon, 22.0	Holman, 11.0	Ready, 7.0	Holman, 2.0	Holman, 5.0

Last Time Out For Central Florida

- ✓ Defeated Nicholls, 80-56, in the season opener.
- ✓ Led 33-30 at the break.
- ✓ Matt Williams led the Knightss with 20, while Tank Efanayi and Tacko Fall ahd 16.
- ✓ UCF was 29-64 shooting, 9-24 beyond the arc.
- ✓ Nicholls was 21-74 shooting, 7-31 from 3-point range.
- ✓ UCF won the battle of the boards, 59-36.

Last Time Out For Mississippi State

- ✓ Defeated Norfolk State in the season opener, 78-74.
- ✓ Quinndary Weatherspoon paced MSU with a game-high 22 points, while Tyson Carter added 17 and Aric Holman 11.
- ✓ MSU forced 12 turnovers and had 11.
- ✓ MSU won the battle of the boards, 38-35.
- ✓ MSU dished out 15 assists and had 8 blocked shots and 9 steals.
- ✓ MSU was 28-60 shooting, 11-23 from 3.

Series Notes

- ✓ First Meeting

Next 5 For MSU . . .

November 19

Who: Boise State/Charleston
Where: Charleston, SC
Time: 6 p.m. or 9:30 p.m.
TV: TBA

November 20

Who: TBA
Where: Charleston, SC
Time: TBA
TV: TBA

November 25

Who: LeHigh
Where: Starkville, MS
Time: 7 p.m.
TV: SEC Network+

November 28

Who: Northwestern State
Where: Starkville, MS
Time: 6 p.m.
TV: SEC Network

December 1

Who: Oregon State
Where: Starkville, MS
Time: 8 p.m.
TV: ESPNU

A LOOK AT THE SEC

2016-17 SEC Standings

	SEC	Overall
Kentucky	2-0 1.000	0-0 .000
Arkansas	1-0 1.000	0-0 .000
Auburn	1-0 1.000	0-0 .000
Florida	1-0 1.000	0-0 .000
Ole Miss	1-0 1.000	0-0 .000
South Carolina	1-0 1.000	0-0 .000
Mississippi State	1-0 1.000	0-0 .000
Alabama	1-0 1.000	0-0 .000
LSU	1-0 1.000	0-0 .000
Missouri	1-0 1.000	0-0 .000
Texas A&M	1-0 1.000	0-0 .000
Georgia	1-1 .500	0-0 .000
Vanderbilt	0-1 .000	0-0 .000
Tennessee	0-1 .000	0-0 .000

As of November 15, 2016

Upcoming Games

November 17 (Thursday)

Xavier vs. Missouri, noon
 Mississippi State vs. Central Florida, 4 p.m.
 Furman at Georgia, 6 p.m.
 St. Bonaventure vs. Florida, 6 p.m.
 Eastern Kentucky at Auburn, 8 p.m.

Results

November 15

Dayton at Alabama
 Monmouth at South Carolina
 Appalachian State at Tennessee
 Michigan State vs. Kentucky
 Southern Miss at LSU
 Belmont at Vanderbilt

Humphrey Coliseum History

First Game:..... Dec. 1, 1975; MSU 85, Indiana St. 82
Overall Record:..... 419-171 (.710)
Non-Conference Record:..... 207-35 (.855)
SEC Record:..... 212-136 (.609)

Humphrey Coliseum Yearly Records

Year	Attn.	Avg.	Record (SEC)
1975-76	70,081	5,006	10-4 (5-4)
1976-77	76,232	5,082	11-4 (5-4)
1977-78	72,025	5,540	11-2 (8-1)
1978-79	99,906	7,136	11-3 (7-2)
1979-80	67,209	6,721	6-4 (5-4)
1980-81	48,214	4,018	6-6 (3-6)
1981-82	56,414	4,030	7-7 (3-6)
1982-83	68,416	5,263	11-2 (7-2)
1983-84	61,508	4,393	6-8 (3-6)
1984-85	89,370	6,384	11-3 (7-2)
1985-86	43,927	3,379	4-9 (3-6)
1986-87	40,715	2,908	7-7 (3-6)
1987-88	54,074	4,160	9-4 (5-4)
1988-89	74,344	5,719	9-4 (5-4)
1989-90	74,623	5,740	9-4 (5-4)
1990-91	102,072	7,852	12-1 (8-1)
1991-92	72,142	5,549	8-5 (4-4)
1992-93	61,172	4,706	10-3 (5-3)
1993-94	88,687	6,335	10-4 (5-3)
1994-95	80,681	6,723	11-1 (7-1)
1995-96	97,996	7,538	10-3 (6-2)
1996-97	74,275	5,305	10-4 (5-3)
1997-98	77,954	5,996	7-6 (2-6)
1998-99	70,257	5,018	12-2 (6-2)
1999-00	61,764	4,412	10-4 (4-4)
2000-01	77,654	4,568	13-4 (6-2)
2001-02	79,642	5,689	13-1 (7-1)
2002-03	98,312	7,022	12-2 (7-1)
2003-04	111,940	7,996	12-2 (6-2)
2004-05	103,031	7,925	11-2 (6-2)
2005-06	90,875	5,680	11-5 (5-3)
2006-07	123,736	6,512	16-3 (6-2)
2007-08	106,672	7,111	12-3 (7-1)
2008-09	157,111	8,728	13-5 (5-3)
2009-10	116,919	6,878	13-4 (6-2)
2010-11	97,069	5,710	12-5 (5-3)
2011-12	152,363	8,019	15-4 (6-2)
2012-13	94,092	6,721	7-7 (3-6)
2013-14	123,743	6,875	11-7 (3-6)
2014-15	106,946	6,291	9-8 (3-6)
2015-16	99,338	6,623	10-5 (5-4)

vs. SEC Opponents					
Opponent	GP	W	L	PCT.	Str.
Alabama	40	22	18	.564	L3
Arkansas	24	18	6	.750	W1
Auburn	40	28	12	.700	W6
Florida	28	14	14	.500	L2
Georgia	29	18	12	.600	L4
Kentucky	29	9	20	.310	L4
LSU	29	24	15	.615	W1
Missouri	3	2	1	.667	W1
Ole Miss	41	33	8	.805	W1
S. Carolina	13	10	3	.769	W1
Tennessee	29	14	16	.467	L3
Texas A&M	3	1	2	.333	L1
Vanderbilt	29	20	9	.690	W2

MSU KNOWS HOW TO WIN GAMES AT 'THE HUMP'

Over the course of the last decade, Mississippi State's Humphrey Coliseum has become a difficult venue for opposing teams. Last year, MSU was 10-5, including a 5-1 mark against non-conference foes. This year, MSU is 1-0.

The Bulldogs have compiled a 41-season composite record of 419-171 (.710) at "The Hump" since Mississippi State's basketball facility opened prior to the 1975-76 campaign.

TRACKING MSU'S HOME SUCCESS UNDER BEN HOWLAND

Season	Overall		SEC		Non-SEC	
	Record	Win %	Record	Win %	Record	Win %
2015-16	10-5	.667	5-4	.556	5-1	.833
2016-17	1-0	1.000			1-0	1.000
Totals	11-5	.688	5-4	.556	6-1	.858

A LOOK AT THE HISTORY OF HUMPHREY COLISEUM**LARGEST CROWDS
AT THE HUMP**

Crowd	Opponent	Date
10,788	Kentucky	2-16-10
10,735	Ole Miss	2-7-04
10,645	Ole Miss	2-23-02
10,541	Florida	1-7-03
10,458	Auburn	3-2-04
10,437	Alabama	2-21-04
10,432	Alabama	3-5-05
10,432	Kentucky	1-13-04
10,429	Ole Miss	2-15-03
10,421	Ole Miss	1-26-08
10,412	Ole Miss	1-13-09
10,364	Ole Miss	2-9-12
10,338	Florida	1-24-07
10,315	Kentucky	1-9-96

**INDIVIDUAL MSU
RECORDS AT THE HUMP**

Most Points Scored
40, Rickey Brown (Auburn, 3-7-77)

Most Rebounds
24, Wiley Peck (Alabama, 1-27-79)

Most Assists
15, Al Perry (Vanderbilt, 1-29-77)

**TEAM MSU
RECORDS AT THE HUMP**

Most Points Scored
123, Troy State (12-5-95)

Most Rebounds
75, Mississippi Valley St. (11-21-00)

Most Consecutive Wins
14, 1-22-03 to 1-10-04

A CLOSER LOOK AT MSU

PRESEASON ALL-SEC & POLL

■ In the preseason polls voted on by the coaches, sophomore guard **Quinnndary Weatherspoon** was tabbed first-team All-SEC. Last March, he earned SEC All-Freshman honors.

The Canton, Miss., native was also a second-team selection by the media.

As a team, the Bulldogs were picked to finish 10th under second-year coach Ben Howland.

Preseason Poll

1. Kentucky
2. Florida
3. Texas A&M
4. Georgia
5. Arkansas
6. Vanderbilt
7. Alabama
8. South Carolina
9. Ole Miss

10. Mississippi State

11. Auburn
12. LSU
13. Tennessee
14. Missouri

HOLMAN'S BLOCK PARTY

■ Against Norfolk State in the season opener, sophomore forward Aric Holman totaled 5 blocked shots.

That was the most by an MSU player since Gavin Ware also had 5 at Loyola-Chicago on Dec. 15, 2012.

POLL WATCH

■ Although Mississippi State isn't ranked in either the AP or Coaches poll, it did receive four votes in this week's AP poll.

The Bulldogs haven't been ranked in the Top 25 since 2011-12.

LIKE FATHER, LIKE SON

■ In the season-opener against Norfolk State, freshman guard Tyson Carter drew the start.

28 years, he father, Greg, drew a start on opening day against Christian Brothers.

While Tyson poured in 17 points on 6-of-8 shooting with five made 3-pointers, Greg was 5-6 with 10 points.

Tyson's 17 points were the most by a freshman on opening day since that same game his father played, when Chancellor Nichols also totaled 17.

HOWLAND LOOKING TO JOIN ELITE CLUB

■ Ben Howland enters his second season at Mississippi State looking to achieve a feat only 12 coaches have ever done, and that's lead four different teams to the NCAA Tournament.

Howland has already guided Northern Arizona, Pittsburgh and UCLA to the Big Dance.

The first 12 coaches to do so are Lon Kruger, Steve Alford, John Beilein, Lefty Driesell, Cliff Ellis, Larry Eustachy, Jim Harrick, Fran McCaffery, Tom Penders, Tubby Smith, Rick Pitino and Eddie Sutton.

BULLDOGS SIGN 3

■ Mississippi State took advantage of the early signing period Wednesday and signed three players — two 4-stars and one 3-star — to give MSU its second Top 15 signing class in a row.

Joining MSU next season are guards Nick

Weatherspoon (Velma Jackson) of Canton, Miss., and KeyShawn Feazell (Lawrence County) of Monticello, Miss., and forward Garrison Brooks (Auburn High School) of Fayetteville, Ala.

Weatherspoon is the younger brother MSU sophomore standout Quinnndary Weatherspoon, while Brooks is the son of MSU assistant coach, George Brooks.

2016-17 MISSISSIPPI STATE MISCELLANEOUS STATS/SEC STANDINGS

CHARTING THE BULLDOGS

Dunks		Final Three Minutes From FT Line
		Mario Kegler 2-2 (.000)
		I.J. Ready 1-2 (.500)
		Aric Holman 1-3 (.333)
Charges Drawn		TOTAL 4-7 (.571)
		Opponent Total 3-3 (1.000)
Point Distribution (%)		
Seniors	14	
Juniors	0	
Sophomores	33	
Freshmen	31	
TOTAL:	78	
First Sub		
Schnider Herard	1	
Eli Wright	1	
Lamar Peters	1	
Scored First Points		
Quinnndary Weatherspoon	1	
How First Points Were Scored		
3-pointer	1	
Jumper		
Layup		
Free Throw		
3-pointer		

DIFFERENCE BETWEEN WINNING AND LOSING

Wins	Stat	Losses
78.0	Points	
74.0	Opp. Points	
+4.0	Scoring Margin	
.467	FG%	
.456	Opp. FG%	
.478	3FG%	
.333	Opp. 3FG%	
.647	FT%	
.654	Opp. FT%	
38.0	Rebounds	
35.0	Opp. Rebounds	
+3.0	Rebound Margin	
15.0	Assists	
13.0	Turnovers	
-1.0	Turnover Margin	
4.0	Steals	
8.0	Blocks	

BULLDOGS IN SEC

CATEGORY	RANK
Scoring offense	
Scoring defense	
FG%	
FG% defense	
3PT FG%	
3PT FG% defense	
FT%	
Rebounds	
Rebounds allowed	
Rebound margin	
Assists	
Blocked shots	
Steals	
Turnover margin	
Assist/Turnover ratio	

SEASON AND CAREER TOTALS

	2016-17	Career		2016-17	Career		2016-17	Career
Double-Digit Scoring			Double-Doubles			5+ Made Free Throws		
I.J. Ready	1 (1-0)	27 (13-14)	Aric Holman	1 (1-0)	1 (1-0)	I.J. Ready		3 (2-1)
Quinnndary Weatherspoon	1 (1-0)	21 (12-9)	Quinnndary Weatherspoon		2 (2-0)	Quinnndary Weatherspoon		2 (2-0)
Tyson Carter	1 (1-0)	1 (1-0)	I.J. Ready		1 (1-0)	<i>Note: Record in games in ()</i>		
Aric Holman	1 (1-0)	1 (1-0)						
20+ Points			3+ 3-Pointers					
Quinnndary Weatherspoon	1 (1-0)	3 (2-1)	Tyson Carter	1 (1-0)	1 (1-0)			
I.J. Ready		3 (1-2)	Quinnndary Weatherspoon		6 (3-3)			
30+ Points			10+ 3-Point Attempt Games					
10+ Rebounds			3+ Steal Games					
Holman	1 (1-0)	1 (1-0)	I.J. Ready	3 (2-1)	11 (7-4)			
Quinnndary Weatherspoon		2 (2-0)	5+ Block Games					
			Aric Holman	1 (1-0)	1 (1-0)			



Ben Howland

**21th Season Overall | 2nd Season At Mississippi State
416-223 (15-17 at MSU)**

- On March 23, 2015, Ben Howland was named the 20th head coach in Mississippi State history.
- In four different stints as a head coach, Howland has a 415-223 record – Northern Arizona (79-59), Pittsburgh (89-40), UCLA (233-107) and Mississippi State (15-17).
- Led UCLA to three-consecutive Final Fours.
- In 2006, the Bruins played Florida for the national championship.
- In 2008, Howland became one of three coaches in NCAA Division I history to win at least 30 games in three-straight seasons, joining Adolph Rupp (Kentucky 1947-49) and John Calipari (Memphis, 2006-08).
- During his 10-year tenure at UCLA, the Bruins went to the NCAA Tournament seven times and won four Pac-10 regular-season crowns, while having 18 players drafted by NBA teams.
- His 97 victories from 2006-08 stand as the most by any UCLA head coach in a three-year span.
- Has been a Conference Coach of the Year in the Pac-10, Big East and Big Sky.
- His final two years at Pitt, the Panthers went 57-11 and reached the Sweet 16 both years.
- In 2003, Pittsburgh won the Big East Tournament crown and held the nation's No. 2 ranking for eight weeks in the Associated Press poll before ending the year at No. 4.
- In 2002, Howland guided the Panthers to a school-record 29 wins en route to becoming the school's first coach in 26 years to garner National Coach of the Year honors.
- Howland's first coaching gig was at Northern Arizona, where his last three teams posted 20-plus win seasons, including a school-record 21 victories in 1997 en route to capturing the Big Sky regular-season title and played in the NIT.
- In 1998, Howland guided NAU to its first NCAA Tournament after capturing the Big Sky Tournament championship and second-straight regular-season crown.
- Howland spent one year as a graduate assistant at Gonzaga (1981) before becoming an assistant at California-Santa Barbara from 1982-94.
- Played two years at Santa Barbara College before transferring to Weber State, where he earned his degree in physical education in 1979.
- This past year, Howland was inducted into both the Northern Arizona and Weber State hall of fames.
- Howland and his wife, Kim, a former Weber State cheerleader, have two children – Meredith and Adam (Brittney) – and two grandsons, Benjamin Clark Howland II and Elijah Howland.



Howland's Year-By-Year Record

Northern Arizona (1994-99)

Year	Overall	Big Sky Record	Postseason
1995	9-17	4-10 (7th)	
1996	7-19	3-11 (7th)	
1997	21-7	13-1 (1st)	NIT First Round
1998	21-8	12-2 (1st)	NCAA First Round
1999	21-8	12-4 (2nd)	
Totals	79-59 (.572)	44-28 (.611)	

Pittsburgh (2000-03)

Year	Overall	Big East Record	Postseason
2000	13-15	5-11 (11th)	
2001	19-14	7-9 (5th West)	NIT Second Round
2002	29-6	13-3 (1st West)	NCAA Sweet 16
2003	28-5	13-3 (T1st West)	NCAA Sweet 16
Totals	89-40 (.690)	38-26 (.594)	

UCLA (2004-13)

Year	Overall	Pac-10/12 Record	Postseason
2004	11-17	7-11 (T17th)	
2005	18-11	11-7 (T3rd)	NCAA First Round
2006	32-7	14-4 (1st)	NCAA Runner-up
2007	30-6	15-3 (1st)	NCAA Final Four
2008	35-4	16-2 (1st)	NCAA Final Four
2009	26-9	13-5 (2nd)	NCAA Second Round
2010	14-18	8-10 (T5th)	
2011	23-11	13-5 (2nd)	NCAA Second Round
2012	19-14	11-7 (T5th)	
2013	25-10	13-5 (1st)	NCAA First Round
Totals	233-107 (.685)	121-59 (.672)	

Mississippi State (2016)

Year	Overall	SEC Record	Postseason
2016	14-17	7-11	
2017	1-0		
Totals	15-17 (.469)	7-11 (.389)	
OVERALL	416-223 (.651)		

Alabama	2-1	New Mexico State	2-0
Albany	1-0	New Orleans	2-0
Appalachian State	1-0	Norfolk State	3-0
Arizona	14-11	North Carolina AT&T	1-0
Arizona State	17-8	North Carolina Central	1-0
Arkansas	1-2	Northern Arizona	1-0
Arkansas-Pine Bluff	1-0	Northern Colorado	1-0
Auburn	1-0	Notre Dame	5-8
Belmont	1-0	Oakland	2-0
Boise State	0-4	Occidental College	1-0
Boston College	4-2	Ohio State	2-0
Butler	0-1	Ole Miss	1-1
BYU	2-0	Oral Roberts	0-2
Cal Poly	2-2	Oregon	12-8
Cal State Bakersfield	1-0	Oregon State	16-4
Cal State Fullerton	1-1	Pacific	1-0
Cal State Northridge	9-2	Penn State	2-1
CSU San Bernardino	1-0	Pennsylvania	1-0
California	17-10	Pepperdine	4-0
Central Conn. State	1-0	Pittsburgh	1-0
Chaminade (Hawaii)	3-0	Portland	0-1
Chicago State	1-0	Portland State	5-3
Cincinnati	0-1	Prairie View A&M	2-0
Co. of Notre Dame	1-0	Providence	3-1
Colorado	2-0	Rhode Island	2-0
Colorado College	2-0	Richmond	1-0
Colorado State	1-0	Robert Morris	4-0
Concordia (Calif.)	0-1	Rutgers	6-1
Connecticut	2-3	Sacramento State	7-2
Coppin State	1-0	Sam Houston State	2-1
Davidson	1-0	San Diego	0-3
Delaware State	2-0	San Diego State	0-1
DePaul	1-0	San Jose State	1-0
Drexel	1-0	Savannah State	1-0
Duquesne	3-1	Seton Hall	5-2
East Carolina	0-1	Sonoma State	1-0
Eastern Illinois	1-0	South Carolina	1-1
Eastern Washington	11-1	South Florida	0-1
Elon	1-0	Southeast Louisiana	1-0
Florida	0-4	Southern University	0-1
Florida International	2-1	Southern Cal	14-9
Florida State	0-1	Southern Illinois	1-0
Fresno State	1-0	Southern Utah	3-1
George Mason	1-0	Southwest Texas	0-1
George Washington	1-0	St. Bonaventure	2-0
Georgetown	5-4	St. Francis (N.Y.)	2-0
Georgia	1-3	St. Francis (Pa.)	4-0
Georgia Tech	1-0	St. Johns	2-3
Gonzaga	1-0	St. Martin's	1-0
Idaho	1-3	Stanford	14-7
Idaho State	8-3	Stephen F. Austin	1-1
Illinois State	1-0	Syracuse	4-5
Indiana	2-0	Temple	1-0
Indiana State	1-0	Tennessee	0-2
IUPUI	1-0	Tennessee Martin	1-0
James Madison	1-0	Texas	1-3
Kansas	1-3	Texas A&M	2-2
Kent State	0-1	Texas Arlington	1-1
Kentucky	1-2	Texas Tech	0-2
Long Beach State	3-1	Texas Pan American	2-0
Louisiana Tech	1-0	Texas Southern	1-0
Loyola Marymount	3-2	Tulane	1-0
LSU	1-1	UC Davis	3-0
Marist	1-0	UC Irvine	5-1
Marquette	0-1	UC Riverside	2-0
Maryland	1-0	UC Santa Barbara	0-1
McNeese State	1-0	UCLA	0-1
Memphis	1-2	UNLV	0-1
Mercer	1-0	Utah	2-1
Miami	3-4	Vanderbilt	1-0
Miami (OH)	1-0	Vermont	1-0
Michigan	4-3	Villanova	3-3
Michigan State	3-1	VCU	1-3
Middle Tenn. State	0-1	Virginia Tech	2-0
Minnesota	0-1	Wagner	2-0
Mississippi State	0-2	Washington	10-11
Missouri-Kansas City	0-1	Washington State	18-3
MVSU	1-0	Weber State	3-9
Missouri	2-0	West Virginia	5-4
Missouri State	1-0	Western Illinois	2-0
Montana	6-5	Western Kentucky	1-0
Montana State	9-3	Western Oregon	1-0
Montana Tech	1-0	Wright State	1-0
Morgan State	1-0	Wyoming	1-0
Morris Brown	1-0	Xavier	1-0
N. Mexico Highlands	1-0	Yale	1-0
Nebraska	1-1	Youngstown State	1-0
Nevada	1-0		
		TOTAL:	416-223

MISSISSIPPI STATE BY THE NUMBERS

GAME-BY-GAME SPECIALTY STATS (MSU First)						GAME-BY-GAME LEAD/DEFICIT			
<u>Opponent</u>	<u>Paint</u>	<u>Off TO</u>	<u>2nd Chance</u>	<u>Fast Break</u>	<u>Bench</u>	<u>Opponent</u>	<u>Largest Lead</u>	<u>Largest Deficit</u>	<u>Final Score</u>
Norfolk State	30/34	18/11	17/10	8/4	6/21	Norfolk State	12 (74-62, 2nd)	6 (29-35, 1st)	W, 78-74
Central Florida						Central Florida			

Mississippi State Scoring By The Half

Team	1st Half	2nd Half
Norfolk State	39	39

Lowest First Half:
Highest First Half:
Lowest 2nd Half:
Highest 2nd Half:

Opponent Scoring By The Half

Team	1st Half	2nd Half
Norfolk State	39	35

Lowest First Half:
Highest First Half:
Lowest 2nd Half:
Highest 2nd Half:

MISSISSIPPI STATE BY THE NUMBERS

MSU'S 2016-17 RECORD WHEN . . .

Leads at Halftime
Trails at Halftime
Is Tied at Halftime 1-0
Shoots 45% or better from the field 1-0
Shoots less than 45% from the field
Opp. shoots less than 45% from the field
Opp. shoots 45% or better from the field 1-0
Outrebounds (or ties) the opponent 1-0
Outrebounded by the opponent
More Assists (or ties) than the opponent 1-0
Fewer Assists than the opponent
Fewer (or ties) TOs than opponent
More TOs than opponent 1-0
Holds opponents to 65 points or less
In games decided by 10 points or less 1-0

MSU'S 2016-17 RECORD IN . . .

All Games 1-0
Home Games 1-0
Road Games
Neutral-sites
Non-SEC Games 1-0
Non-SEC Home Games 1-0
Non-SEC Road Games
Non-SEC Neutral-site Games
SEC Games
SEC Home Games
SEC Road Games
SEC Tournament
November Games 1-0
December Games
January Games
February Games
March Games
Monday Games
Tuesday Games
Wednesday Games
Thursday Games
Friday Games 1-0
Saturday Games
Sunday Games
Overtime Games
Television Games 1-0
Games vs. Ranked Opponents

MISC. 2015-16 TEAM STATS

Largest Lead Surrendered in Loss:

Largest Deficit Overcome in Win:

6, Norfolk State (11-11-16)

Largest Lead at Anytime:

12, Norfolk State (11-11-16)

Largest Deficit Anytime:

6, Norfolk State (11-11-16)

MISCELLANEOUS MSU INDIVIDUAL STATISTICS

Games Scoring in Double Figures: Weatherspoon, Carter, Ready, Holman

Games Scoring 20-plus Points: Weatherspoon

Games Scoring 30-plus Points:

Games Rebounding in Double Figures: Holman

Games With Double Figures in Assists:

Games With Double-Doubles: Holman

Games With Triple-Doubles:

Games As Team High Scorer (or co-leader): Weatherspoon

Games As Team High Rebounder (or co-leader): Holman

Games As Team Leader in Assists (or co-leader): Ready

Games As Team Leader in Steals (or co-leader): Holman

Games As Team Leader in Blocks (or co-leader): Holman

Games As Team Leader in Turnovers (or co-leader): Peters

MSU'S RECORD BY STARTING LINEUP

Weatherspoon, Ready, Carter, Kegler, Holman..... 1-0

GAME-BY-GAME STARTERS

<u>Opponent</u>	<u>Date</u>	<u>Guard</u>	<u>Guard</u>	<u>Guard</u>	<u>Forward</u>	<u>Forward</u>	<u>Record</u>
Norfolk State	11-11-16	W'Spoon	Ready	Carter	Kegler	Holman	1-0

2016-17 Win-Loss Differential

Diff.	1	2	3	4	5	6	7	8	9	10	11	12	13	14	15	16	17	18	19	20	21	22	23	24	25+
Won				1																					
Lost																									

MISSISSIPPI STATE BY THE NUMBERS

Mississippi State In Overtime Games

This Season	0-1
Overall Overtime Record	60-50
<i>Home Overtime Record</i>	34-22
<i>Road Overtime Record</i>	18-20
<i>Neutral Site Overtime Record</i>	8-8
Humphrey Coliseum Overtime Record	25-17
SEC Tournament Overtime Record	2-5
Double Overtime Record	6-5
Four Overtime Record	0-2
Postseason Overtime Record	1-0
Last OT Played (1OT)	vs. Alabama (L, 82-80, 2/2/16)
Last Double OT	vs. UMass (L, 101-96, 3/13/12)
Last Triple OT	vs. Alabama (L, 79-78, 2/27/71)
Last Four OT	vs. Ole Miss (W, 104-102, 1/24/90)

Mississippi State Coaches In Overtime Games

Babe McCarthy	6-5
<i>Home Overtime Record</i>	2-2
<i>Road Overtime Record</i>	2-2
<i>Neutral Site Overtime Record</i>	2-1
Joe Dan Gold	5-3
<i>Home Overtime Record</i>	3-3
<i>Road Overtime Record</i>	1-0
<i>Neutral Site Overtime Record</i>	1-0
Kermit Davis	8-6
<i>Home Overtime Record</i>	5-3
<i>Road Overtime Record</i>	3-3
Ron Greene	2-0
<i>Home Overtime Record</i>	2-0
Jim Hatfield	3-3
<i>Home Overtime Record</i>	3-2
<i>Road Overtime Record</i>	0-1
Bob Boyd	3-4
<i>Home Overtime Record</i>	2-1
<i>Road Overtime Record</i>	1-2
<i>Neutral Site Overtime Record</i>	0-1
Richard Williams	15-11
<i>Home Overtime Record</i>	7-3
<i>Road Overtime Record</i>	5-5
<i>Neutral Site Overtime Record</i>	3-3
Rick Stansbury	15-16
<i>Home Overtime Record</i>	7-6
<i>Road Overtime Record</i>	6-7
<i>Neutral Site Overtime Record</i>	2-3
Rick Ray	3-1
<i>Home Overtime Record</i>	3-1
Ben Howland	0-1
<i>Home Overtime Record</i>	0-1

OVERTIME FOES

TEAM	RECORD	TEAM	RECORD
Alabama	6-7	Morehead State	1-0
Alaska-Fairbanks	1-0	Northeastern Louisiana	0-1
Arkansas	2-1	Northwestern State	0-1
Auburn	6-4	Oklahoma	1-0
Baylor	1-0	Ole Miss	6-3
BYU	0-1	Old Dominion	0-1
California	0-1	San Diego	0-1
Drake	1-0	Santa Clara	2-0
Florida	0-3	Southern Mississippi	1-0
Florida State	1-0	Southwestern Louisiana	1-0
Georgia	3-3	South Alabama	1-0
Georgia Tech	1-0	South Carolina	3-0
Houston	0-1	Tennessee	6-2
Idaho	0-1	Texas	1-0
Kentucky	4-5	Texas A&M	1-1
Loyola	1-0	Troy	2-0
LSU	3-4	Tulane	0-1
Memphis	1-0	UAB	0-1
Missouri-Kansas City	0-1	UMass	0-1
Montana	1-0	Vanderbilt	2-5

THE LAST TIME . . .

THE LAST TIME AN MSU PLAYER ...

Scored 30 or more points in a game:

32, Ravern Johnson vs. Tenn. St. (11-12-10)

Scored 33 or more points in a game:

33, Craig Sword at LSU (2-19-14)

Scored 34 or more points in a game:

34, Arnett Moultrie vs. UMass (3-13-12)

Scored 35 or more points in a game:

36, Jeff Malone at Ole Miss (2-19-83)

Scored 37 or more points in a game:

39, Jeff Malone vs. Alabama (1-31-83)

Scored 40 or more points in a game:

40, Rickey Brown vs. Auburn (3-7-77)

Scored 20+ points in back-to-back games:

Craig Sword (21 vs. Arkansas 1-9-16;

20 vs. Kentucky (1-12-16)

Scored 20+ points in three-consecutive games:

Craig Sword (24 vs. Loyola, 12-01-13; 24 vs.

TCU, 12-05-13; 22 vs. SELA, 12-13-13)

Scored 20+ points in five-consecutive games:

Jeff Malone, 1982-83 (11 consecutive)

Scored 30+ points in back-to-back games:

Jeff Malone (36 at Ole Miss & 30 vs.

Georgia, 1982-83)

Scored 30+ points in three-consecutive games:

Jeff Malone (33 at LSU; 36 at Ole Miss &

30 vs. Georgia, 1982-83)

Two players score 20+ points in same game:

Gavin Ware, 21; Quindary Weatherspoon,

23, vs. Tennessee (1-16-16)

Made 10 field goals in a game:

10, Gavin Ware vs. Miami (11-19-15)

Made 11 field goals in a game:

11, Gavin Ware, Ole Miss (3-2-16)

Made 12 field goals in a game:

12, Gavin Ware, Alabama (2-2-16)

Made 13 field goals in a game:

13, Horatio Webster vs. SW Missouri St.

(11-23-97)

Made 14 field goals in a game:

14, Cameron Burns at Georgia (1-17-90)

Made 15 or more field goals in a game:

16, Raymond Brown vs. Florida (3-2-85)

Attempted 20 field goals in a game:

20, Ravern Johnson vs. St. Mary's (12-29-10)

Attempted 21 or more field goals in a game:

21, Dee Bost vs. Kentucky (2-16-10)

Attempted 23 or more field goals in a game:

23, Arnett Moultrie vs. UMass (3-13-12)

Attempted 25 field goals in a game:

25, Chuck Evans at Alabama (3-6-93)

Attempted 26 field goals in a game:

26, Tony Watts at Ole Miss (2-22-92)

Attempted 27 or more field goals in a game:

28, Jeff Malone vs. Vanderbilt (1-8-83)

Made six 3-pointers in a game:

6, Dee Bost vs. Old Dominion (11-28-09)

Made seven 3-pointers in a game:

7, Malik Newman vs. Ole Miss (1-23-16)

Made eight or more 3-pointers in a game:

8, Winsome Frazier vs. UMKC (11-23-04)

Attempted 11 3-pointers in a game:

11, Dee Bost vs. Detroit (12-17-11)

Attempted 12 3-pointers in a game:

12, Ravern Johnson vs. ETSU (12-11-10)

Attempted 13 or more 3-pointers in a game:

13, Dee Bost vs. Troy (12-10-11)

Attempted 16 or more 3-pointers in a game:

17, Darryl Wilson vs. Alabama (3-4-95)

Made 14 or more free throws in a game:

14, Trivante Bloodman vs. Auburn (2-15-14)

Made 15 or more free throws in a game:

15, Craig Sword vs. Ole Miss (1-11-14)

Attempted 17 free throws in a game:

17, Jarvis Varnado at Houston (12-19-09)

Attempted 18 free throws in a game:

18, Craig Sword vs. Ole Miss (1-11-14)

Attempted 19 free throws in a game:

19, Carl Nichols vs. SE La. (12-1-88)

Had 16 rebounds in a game:

16, Gavin Ware vs. Maryland ES (1-2-14)

Had 17 rebounds in a game:

17, Gavin Ware at Auburn (1-21-15)

Had 18 or more rebounds in a game:

21, Wesley Morgan vs. SE La. (11-28-05)

Had 22 or more rebounds in a game:

23, Rickey Brown vs. Vanderbilt (12-6-79)

Had 24 or more rebounds in a game:

24, Wiley Peck vs. Alabama (1-27-79)

Had 10 or more offensive rebounds in a game:

11, Arnett Moultrie vs. Northwestern State

(12-22-11)

Had 10 or more defensive rebounds in a game:

12, Gavin Ware vs. Vanderbilt (2-16-16)

Had 13 or more defensive rebounds in a game:

13, Colin Borchert (3-9-13)

Had 15 or more defensive rebounds in a game:

15, Jarvis Varnado at San Diego (12-31-09)

Had 10 assists in a game:

10, Dee Bost vs. LSU (1-25-11)

Had 11 assists in a game:

11, I.J. Ready vs. No. Colorado (12-23-15)

Had 13 assists in a game:

13, Dee Bost vs. Ole Miss (2-9-12)

Had 14 assists in a game:

14, Gary Ervin vs. Florida A&M (12-20-04)

Had 15 or more assists in a game:

16, Chuck Evans at UMKC (2-23-93)

Had 10 or more turnovers in a game:

10, Charles Rhodes vs. Nicholls (11-11-06)

Had five or more blocks in a game:

5, Aric Holman vs. Norfolk State (11-11-16)

Had seven blocks in a game:

7, Jarvis Varnado at LSU (2-20-10)

Had eight blocks in a game:

8, Jarvis Varnado vs. Alabama (2-24-10)

Had nine blocks in a game:

9, Jarvis Varnado at Vanderbilt (2-3-10)

Had 10 blocks in a game:

10, Jarvis Varnado vs. Arkansas (1-14-10)

Had 10+ blocks in two consecutive games:

Jarvis Varnado (10 vs. Georgia & 10 vs.

Kentucky, 2007-08)

Had five steals in a game:

5, Fred Thomas vs. Clayton State (11-24-14)

Had six or more steals in a game:

7, Craig Sword vs. Ole Miss (1-11-14)

LAST TIME AN MSU TEAM...

Scored 100 or more points:

106 vs. Eastern Washington (11-13-15)

Scored 100 or more points in an SEC game:

105 vs. Auburn (3-2-04)

Allowed 100 or more points in an SEC game:

115 at Arkansas (2-20-93)

Allowed 100 or more points in non-SEC play:

105 vs. Miami (11-19-15)

Was held to 52 points or less:

51 vs. Alabama (2-10-15)

Was held to 50 points:

50 vs. Alabama (2-25-12)

Was held to 49 points or less:

47 vs. Florida (1-10-15)

Was held to 45 points or less:

41 at Georgia (2-7-15)

Was held to 40 points or less:

36 vs. Missouri (2-13-13)

Was held to 35 points or less:

31 vs. Vanderbilt (2-23-13)

Was held to fewer than 10 points in a half:

9 at Arkansas, first (2-7-15)

Held opponent to 59 points or less:

58 vs. South Carolina (2-27-16)

Held opponent to 56 points or less:

56 at Vanderbilt (3-4-15)

Held opponent to 55 points or less:

51 vs. UT Martin (11-28-15)

Held opponent to 50 points or less:

46 vs. Arkansas (2-9-16)

Held opponent to 45 points or less:

45 vs. MVSU (12-28-09)

Held opponent to 42 points or less:

42 vs. Texas-San Antonio (12-4-12)

Held opponent to 39 points or less:

39 at LSU (1-9-08)

Shot 50 percent or better from the field:

.529 [27-51] vs. Arkansas (29-16)

Shot 55 percent or better from the field:

.582 [33-55] vs. No. Colorado (12-23-15)

Shot 60 percent or better from the field:

.621 [41-66] vs. E. Washington (11-13-15)

Shot 65 percent or better from the field:

.660 [35-53] vs. Western Kentucky (1-5-09)

Was held to less than 35 percent from the field:

.309 [21-68] vs. Georgia (2-13-16)

Was held to less than 30 percent from the field:

.283 [17-60] vs. North Carolina (11-19-12)

Was held to less than 25 percent from the field:

.175 [7-40] vs. Vanderbilt (2-23-13)

Held opp. to 35 percent or less from the field:

.306 [19-62] vs. Texas A&M (1-6-16)

Held opp. to 30 percent or less from the field:

.222 [16-72] vs. Arkansas (2-9-16)

Opponent shot 50 percent or better:

.525 [32-61] LSU (2-9-16)

Opponent shot 60 percent or better:

.623 [33-53] Missouri (3-1-14)

Made 35 or more field goals:

35 vs. Texas Southern (12-2-15)

Made 40 or more field goals:

41 vs. Eastern Washington (11-13-15)

Made fewer than 15 field goals:

14 at Arkansas (2-7-15)

Attempted 70 or more shots from the field:

71 vs. Alabama (2-2-16)

Attempted 80 or more shots from the field:

80 at Alabama (2-21-09)

Attempted just 40 shots from the field:

40 vs. Vanderbilt (2-23-13)

Attempted 39 or fewer shots from the field:

39 at Vanderbilt (3-4-15)

Attempted 35 or fewer shots from the field:

34 vs. Tennessee (2-3-15)

Made 10 or more 3-pointers:

11 vs. Norfolk State (11-11-16)

Made 12 3-pointers:

12 vs. Ole Miss (1-23-16)

Made 15 3-pointers:

15 vs. North Carolina A&T (12-12-10)

Made 16 3-pointers:

16 vs. Troy (12-10-11)

Did not make a 3-pointer:

[0-10] at Arkansas (2-7-15)

Made just one 3-pointer:

vs. Tennessee (1-7-15)

Made just two 3-pointers:

vs. Kentucky (2-25-15)

Opponent made 15 or more 3-pointers:

16, Arkansas (1-9-16)

Attempted nine 3-pointers or less:

9 vs. Tennessee (1-7-15)

Attempted six 3-pointers or less:

6 at Ole Miss (1-29-03)

Attempted 25 3-pointers:

25 vs. Auburn (3-5-16)

Attempted 26 3-pointers:

26 vs. Ole Miss (3-2-16)

Attempted 27 3-pointers:

27 vs. Texas Southern (12-2-15)

Attempted 28 3-pointers:

28 vs. Georgia (2-13-16)

Attempted 29 or more 3-pointers:

29 vs. Missouri-Kansas City (12-12-15)

THE LAST TIME (CONTINUED) . . .

Attempted 30 or more 3-pointers:

31 vs. Southern University (11-16-15)

Attempted 35 or more 3-pointers:

35 vs. Kentucky (2-16-10)

Made 31 or more free throws:

31 vs. Auburn (1-22-14)

Made 40 or more free throws:

41 vs. LSU (2-11-09)

Made 50 or more free throws:

52 vs. LSU (2-11-09)

Made fewer than five free throws:

4 at Vanderbilt (2-1-14)

Made fewer than four free throws:

3 vs. Baylor (12-28-11)

Made only 1 free throw:

1 vs. Florida (1-30-14)

Attempted 30 or more free throws:

34 vs. Auburn SECT (3-11-15)

Attempted 35 or more free throws:

35 vs. Tennessee (2-3-15)

Attempted 40 or more free throws:

44 vs. Tennessee (1-7-15)

Attempted 45 or more free throws:

45 vs. Florida A&M (12-17-13)

Attempted fewer than 10 free throws:

7, vs. Texas Southern (12-2-15)

Had 50 or more rebounds:

50 vs. Arkansas (2-9-16)

Had 55 or more rebounds:

58 vs. Troy (12-10-05)

Had 59 or more rebounds:

59 at Houston (12-19-09)

Had fewer than 25 rebounds:

21 vs. McNeese State (12-30-14)

Had 20 or fewer rebounds:

20 at Kentucky (1-12-16)

Had 20 or more assists:

20 vs. South Carolina (2-27-16)

Had 21 or more assists:

21 vs. Northern Colorado (12-23-15)

Had 25 or more assists:

25 vs. St. Bonaventure (12-05-09)

Had 30 or more assists:

30 vs. Troy (12-10-11)

Had 5 Assists:

5, Florida State (12-16-15)

Had Fewer Than 5 Assists:

4, Tennessee (1-2-15)

Had 20 or more turnovers:

20 vs. South Carolina (3-6-13)

Had 21 or more turnovers:

21 vs. Jacksonville (12-23-14)

Had 23 or more turnovers:

23 vs. Arkansas (2-21-15)

Had 24 or more turnovers:

24 at Arkansas (2-7-15)

Had 25 turnovers:

26 vs. Mississippi Valley State (11-17-14)

Had 29 or more turnovers:

29 at Arkansas (1-23-13)

Had 30 or more turnovers:

31 at Kentucky (1-7-97)

Had 34 or more turnovers:

34 at Evansville (12-17-75)

Had fewer than 10 turnovers:

8 vs. Vanderbilt (2-16-16)

Had five or fewer turnovers:

5 vs. Florida Atlantic (11-30-10)

Forced 25 or more turnovers

26 vs. Kennesaw State (11-14-13)

Had 10 blocked shots:

10 vs. Texas Southern (12-2-15)

Had 11 blocked shots:

11 at Alabama (2-21-09)

Had 12 blocked shots:

12 at South Carolina (1-26-16)

Had 13 blocked shots:

13 vs. Arkansas (1-14-10)

Had 14 blocked shots:

14 vs. Texas-Pan American (11-24-09)

Had 16 blocked shots:

16 vs. Georgia (1-12-08)

Had 10 steals:

10 at South Carolina (1-16-16)

Had 11 steals:

11 vs. Florida (1-19-16)

Had 12 steals:

12 vs. Ole Miss (3-2-16)

Had 13 steals:

13 vs. South Carolina (2-27-16)

Had 14 steals:

14 vs. South Carolina (1-9-13)

Had 15 steals:

15 vs. Florida Gulf Coast (12-19-13)

Had 17 or more steals:

17 vs. Florida Atlantic (11-13-12)

Had 20 or more steals:

20 vs. Nicholls State (11-17-01)

Had 1 steal or less:

1 vs. Vanderbilt (3-11-11)

1 LAMAR PETERS



Freshman | Guard

6-0 | 188

New Orleans, LA

Landry-Walker HS

Season Highs

Points: --
FGM: --
FGA: 3, Norfolk State, 11-11-16
3FGM: --
3FGA: 2, Norfolk State, 11-11-16
FTM: --
FTA: --
Rebounds: 1, Norfolk State, 11-11-16
Assists: 3, Norfolk State, 11-11-16
Blocks: --
Steals: --
Minutes: 15, Norfolk State, 11-11-16

Peters' Notes . . .

-Made his collegiate debut against Norfolk State on November 11, 2016

2016-17 Game-By-Game

Opponent	MIN	FG	Pct.	3FG	Pct.	FT	Pct.	O-D-R	PF	A	TO	B	S	PTS
N11 Norfolk State	15	0-3	.000	0-2	.000	0-0	.000	0-1-1	2	3	4	0	0	0
N17 Central Florida														
N18 TBA														
N20 TBA														
N25 LeHigh														
N28 Northwestern State														
D1 Oregon State														
D4 Georgia State														
D14 ETSU														
D19 Southern Miss														
D22 Morehead State														
D29 UMKC														
J3 Alabama														
J7 LSU														
J10 Arkansas														
J14 Texas A&M														
J17 Kentucky														
J21 Tennessee														
J25 Missouri														
J28 Alabama														
J31 Ole Miss														
F4 Tennessee														
F7 Auburn														
F11 South Carolina														
F14 Georgia														
F18 Florida														
F21 Ole Miss														
F25 Vanderbilt														
F28 South Carolina														
M4 LSU														
M8-12 SEC Tournament														

CAREER STATS FOR LAMAR PETERS

Year	GP-GS	Min/Avg	FG-FGA	Pct	3FM-3GA	Pct	FT-FTA	Pct	Rebs	PF-D	Ast	TO	Blk	Stl	Pts/Avg
2016-17	1-0	15/15.0	0-3	.000	0-2	.000	0-0	.000	1	2-0	3	4	0	0	0/0.0

2 ELI WRIGHT



Freshman | Gaurd

6-4 | 203

Owensboro, KY

22 Feet Academy

Season Highs

Points: --
 FGM: --
 FGA: 2, Norfolk State, 11-11-16
 3FGM: --
 3FGA: 1, Norfolk State, 11-11-16
 FTM: --
 FTA: --
 Rebounds: --
 Assists: --
 Blocks: --
 Steals: --
 Minutes: 13, Norfolk State, 11-11-16

Wright's Notes . . .

-Made his collegiate debut against Norfolk State on November 11, 2016.

2016-17 Game-By-Game

Opponent	MIN	FG	Pct.	3FG	Pct.	FT	Pct.	O-D-R	PF	A	TO	B	S	PTS
N11 Norfolk State	13	0-2	.000	0-1	.000	0-0	.000	0-1-1	2	0	0	0	0	0
N17 Central Florida														
N18 TBA														
N20 TBA														
N25 LeHigh														
N28 Northwestern State														
D1 Oregon State														
D4 Georgia State														
D14 ETSU														
D19 Southern Miss														
D22 Morehead State														
D29 UMKC														
J3 Alabama														
J7 LSU														
J10 Arkansas														
J14 Texas A&M														
J17 Kentucky														
J21 Tennessee														
J25 Missouri														
J28 Alabama														
J31 Ole Miss														
F4 Tennessee														
F7 Auburn														
F11 South Carolina														
F14 Georgia														
F18 Florida														
F21 Ole Miss														
F25 Vanderbilt														
F28 South Carolina														
M4 LSU														
M8-12 SEC Tournament														

CAREER STATS FOR ELI WRIGHT

Year	GP-GS	Min/Avg	FG-FGA	Pct	3FM-3GA	Pct	FT-FTA	Pct	Rebs	PF-D	Ast	TO	Blk	Stl	Pts/Avg
2016-17	1-0	13/13.0	0-2	.000	0-1	.000	0-0	.000	1-1.0	4-0	0	0	0	0	0/0.0

3 XAVIAN STAPLETON



Sophomore | Guard

6-6 | 195

Flora, MS

Madison Central HS

Season Highs

Points: --
FGM: --
FGA: --
3FGM: --
3FGA: --
FTM: --
FTA: --
Rebounds: --
Assists: --
Blocks: --
Steals: --
Minutes: --

Stapleton's Notes . . .

2016-17 Game-By-Game

Opponent	MIN	FG	Pct.	3FG	Pct.	FT	Pct.	O-D-R	PF	A	TO	B	S	PTS
N11 Norfolk State	-DNP-													
N17 Central Florida														
N18 TBA														
N20 TBA														
N25 LeHigh														
N28 Northwestern State														
D1 Oregon State														
D4 Georgia State														
D14 ETSU														
D19 Southern Miss														
D22 Morehead State														
D29 UMKC														
J3 Alabama														
J7 LSU														
J10 Arkansas														
J14 Texas A&M														
J17 Kentucky														
J21 Tennessee														
J25 Missouri														
J28 Alabama														
J31 Ole Miss														
F4 Tennessee														
F7 Auburn														
F11 South Carolina														
F14 Georgia														
F18 Florida														
F21 Ole Miss														
F25 Vanderbilt														
F28 South Carolina														
M4 LSU														
M8-12 SEC Tournament														

CAREER STATS FOR XAVIAN STAPLETON

Year	GP-GS	Min/Avg	FG-FGA	Pct	3FM-3GA	Pct	FT-FTA	Pct	Rebs	PF-D	Ast	TO	Blk	Stl	Pts/Avg
2016-17															

4 MARIO KEGLER



Freshman | Guard

6-7 | 220

Jackson, MS

Oak Hill Academy

Season Highs

Points: 8, Norfolk State, 11-11-16
FGM: 2, Norfolk State, 11-11-16
FGA: 6, Norfolk State, 11-11-16
3FGM: 2, Norfolk State, 11-11-16
3FGA: 5, Norfolk State, 11-11-16
FTM: 2, Norfolk State, 11-11-16
FTA: 2, Norfolk State, 11-11-16
Rebounds: 2, Norfolk State, 11-11-16
Assists: 1, Norfolk State, 11-11-16
Blocks: --
Steals: --
Minutes: 26, Norfolk State, 11-11-16

Kegler's Notes . . .

-Earned his first-career start during his collegiate debut against Norfolk State on November 11, 2016.

2016-17 Game-By-Game

Opponent	MIN	FG	Pct.	3FG	Pct.	FT	Pct.	O-D-R	PF	A	TO	B	S	PTS
N11 Norfolk State	26	2-6	.333	2-4	.500	2-2	1.000	0-2-2	4	1	2	0	0	8
N17 Central Florida														
N18 TBA														
N20 TBA														
N25 LeHigh														
N28 Northwestern State														
D1 Oregon State														
D4 Georgia State														
D14 ETSU														
D19 Southern Miss														
D22 Morehead State														
D29 UMKC														
J3 Alabama														
J7 LSU														
J10 Arkansas														
J14 Texas A&M														
J17 Kentucky														
J21 Tennessee														
J25 Missouri														
J28 Alabama														
J31 Ole Miss														
F4 Tennessee														
F7 Auburn														
F11 South Carolina														
F14 Georgia														
F18 Florida														
F21 Ole Miss														
F25 Vanderbilt														
F28 South Carolina														
M4 LSU														
M8-12 SEC Tournament														

CAREER STATS FOR MARIO KEGLER

Year	GP-GS	Min/Avg	FG-FGA	Pct	3FM-3GA	Pct	FT-FTA	Pct	Rebs	PF-D	Asst	TO	Blk	Stl	Pts/Avg
2016-17	1-1	26/26.0	2-6	.333	2-4	.500	2-2	1.000	2-2.0	4-0	1	2	0	0	8/8.0

5 JOE STRUGG



R- Freshman| Forward

6-9 | 196

Montgomery, AL

G.W. Carver HS

Season Highs

Points: --
FGM: --
FGA: --
3FGM: --
3FGA: --
FTM: --
FTA: --
Rebounds: --
Assists: --
Blocks: --
Steals: --
Minutes: --

Strugg's Notes . . .

2016-17 Game-By-Game

Opponent	MIN	FG	Pct.	3FG	Pct.	FT	Pct.	O-D-R	PF	A	TO	B	S	PTS
N11 Norfolk State	-DNP-													
N17 Central Florida														
N18 TBA														
N20 TBA														
N25 LeHigh														
N28 Northwestern State														
D1 Oregon State														
D4 Georgia State														
D14 ETSU														
D19 Southern Miss														
D22 Morehead State														
D29 UMKC														
J3 Alabama														
J7 LSU														
J10 Arkansas														
J14 Texas A&M														
J17 Kentucky														
J21 Tennessee														
J25 Missouri														
J28 Alabama														
J31 Ole Miss														
F4 Tennessee														
F7 Auburn														
F11 South Carolina														
F14 Georgia														
F18 Florida														
F21 Ole Miss														
F25 Vanderbilt														
F28 South Carolina														
M4 LSU														
M8-12 SEC Tournament														

CAREER STATS FOR JOE STRUGG

Year	GP-GS	Min/Avg	FG-FGA	Pct	3FM-3GA	Pct	FT-FTA	Pct	Rebs	PF-D	Ast	TO	Blk	Stl	Pts/Avg
2016-17															

11 QUINNDARY WEATHERSPOON



Sophomore | Guard

6-4 | 205

Canton, MS

Velma Jackson HS

Season Highs

Points: 22, Norfolk State, 11-11-16
FGM: 9, Norfolk State, 11-11-16
FGA: 16, Norfolk State, 11-11-16
3FGM: 2, Norfolk State, 11-11-16
3FGA: 5, Norfolk State, 11-11-16
FTM: 2, Norfolk State, 11-11-16
FTA: 2, Norfolk State, 11-11-16
Rebounds: 6, Norfolk State, 11-11-16
Assists: 2, Norfolk State, 11-11-16
Blocks: 2, Norfolk State, 11-11-16
Steals: 1, Norfolk State, 11-11-16
Minutes: 3, Norfolk State, 11-11-16

Season Highs

Points: 24, Vanderbilt, 2-16-16
FGM: 8, Tennessee, 1-16-16
FGA: 17, South Carolina, 1-26-16
3FGM: 4, twice, last vs. Auburn, 3-5-16
3FGA: 8, Ole Miss, 3-2-16
FTM: 8, Vanderbilt, 2-16-16
FTA: 10, Vanderbilt, 2-16-16
Rebounds: 14, Missouri, 1-30-16
Assists: 4, NC Central, 12-31-15
Blocks: 2, twice, last vs. Texas A&M, 2-24-16
Steals: 3, UMKC, 12-12-15
Minutes: 41, Alabama, 2-2-16

2016-17 Game-By-Game

Opponent	MIN	FG	Pct.	3FG	Pct.	FT	Pct.	O-D-R	PF	A	TO	B	S	PTS
N11 Norfolk State	30	9-16	.563	2-5	.400	2-2	1.000	2-4-6	2	2	2	2	1	22
N17 Central Florida														
N18 TBA														
N20 TBA														
N25 LeHigh														
N28 Northwestern State														
D1 Oregon State														
D4 Georgia State														
D14 ETSU														
D19 Southern Miss														
D22 Morehead State														
D29 UMKC														
J3 Alabama														
J7 LSU														
J10 Arkansas														
J14 Texas A&M														
J17 Kentucky														
J21 Tennessee														
J25 Missouri														
J28 Alabama														
J31 Ole Miss														
F4 Tennessee														
F7 Auburn														
F11 South Carolina														
F14 Georgia														
F18 Florida														
F21 Ole Miss														
F25 Vanderbilt														
F28 South Carolina														
M4 LSU														
M8-12 SEC Tournament														

Weatherspoon's Notes . . .

- Tabbed first-team All-SEC by league coaches and second-team by the media.

- In his game against Norfolk State it marked the third time he has scored 20+ points in a game.

-Had a game-high 22 points.

CAREER STATS FOR QUINNDARY WEATHERSPOON

Year	GP-GS	Min/Avg	FG-FGA	Pct	3FM-3GA	Pct	FT-FTA	Pct	Rebs	PF-D	Asst	TO	Blk	Stl	Pts/Avg
2015-16	31-17	836/27.0	133-297	.448	43-109	.394	62-77	.805	146-4.7	75-1	43	45	16	42	371-12.0
2016-17	1-1	30/30.0	9-16	.563	2-5	.400	2-2	1.00	6-6.0	2-0	2	2	2	2	22/22.0
Totals	32-18	866/27.1	142-313	.454	45-114	.395	64-79	.810	152-4.8	77-1	45	47	18	43	393-12.3

12 DREW DAVIS



Junior | Guard

5-10 | 172

Atlanta, GA

Fort Walton Beach HS

Season Highs

Points: --
 FGM: --
 FGA: --
 3FGM: --
 3FGA: --
 FTM: --
 FTA: --
 Rebounds: --
 Assists: --
 Blocks: --
 Steals: --
 Minutes: --

Davis' Notes . . .

2016-17 Game-By-Game

Opponent	MIN	FG	Pct.	3FG	Pct.	FT	Pct.	O-D-R	PF	A	TO	B	S	PTS
N11 Norfolk State	-DNP-													
N17 Central Florida														
N18 TBA														
N20 TBA														
N25 LeHigh														
N28 Northwestern State														
D1 Oregon State														
D4 Georgia State														
D14 ETSU														
D19 Southern Miss														
D22 Morehead State														
D29 UMKC														
J3 Alabama														
J7 LSU														
J10 Arkansas														
J14 Texas A&M														
J17 Kentucky														
J21 Tennessee														
J25 Missouri														
J28 Alabama														
J31 Ole Miss														
F4 Tennessee														
F7 Auburn														
F11 South Carolina														
F14 Georgia														
F18 Florida														
F21 Ole Miss														
F25 Vanderbilt														
F28 South Carolina														
M4 LSU														
M8-12 SEC Tournament														

CAREER STATS FOR DREW DAVIS

Year	GP-GS	Min/Avg	FG-FGA	Pct	3FM-3GA	Pct	FT-FTA	Pct	Rebs	PF-D	Ast	TO	Blk	Stl	Pts/Avg
2016-17															

13 NICK SINGLETON



Sophomore | Guard

6-5 | 194

Decatur, GA

Columbia HS

Season Highs

Points: --
 FGM: --
 FGA: --
 3FGM: --
 3FGA: --
 FTM: --
 FTA: --
 Rebounds: --
 Assists: --
 Blocks: --
 Steals: --
 Minutes: --

2016-17 Game-By-Game

Opponent	MIN	FG	Pct.	3FG	Pct.	FT	Pct.	O-D-R	PF	A	TO	B	S	PTS
N11 Norfolk State	-DNP-													
N17 Central Florida														
N18 TBA														
N20 TBA														
N25 LeHigh														
N28 Northwestern State														
D1 Oregon State														
D4 Georgia State														
D14 ETSU														
D19 Southern Miss														
D22 Morehead State														
D29 UMKC														
J3 Alabama														
J7 LSU														
J10 Arkansas														
J14 Texas A&M														
J17 Kentucky														
J21 Tennessee														
J25 Missouri														
J28 Alabama														
J31 Ole Miss														
F4 Tennessee														
F7 Auburn														
F11 South Carolina														
F14 Georgia														
F18 Florida														
F21 Ole Miss														
F25 Vanderbilt														
F28 South Carolina														
M4 LSU														
M8-12 SEC Tournament														

Singleton's Notes . . .

CAREER STATS FOR NICK SINGLETON

Year	GP-GS	Min/Avg	FG-FGA	Pct	3FM-3GA	Pct	FT-FTA	Pct	Rebs	PF-D	Ast	TO	Blk	Stl	Pts/Avg
2016-17															

15 I.J. READY



Senior | Guard

5-11 | 166

Rixey, AR

Parkview Magent HS

Season Highs

Points: 14, Norfolk State, 11-11-16
FGM: 5, Norfolk State, 11-11-16
FGA: 13, Norfolk State, 11-11-16
3FGM: 1, Norfolk State, 11-11-16
3FGA: 2, Norfolk State, 11-11-16
FTM: 3, Norfolk State, 11-11-16
FTA: 4, Norfolk State, 11-11-16
Rebounds: 3, Norfolk State, 11-11-16
Assists: 7, Norfolk State, 11-11-16
Blocks: --
Steals: --
Minutes: 31, Norfolk State, 11-11-16

Career Highs

Points: 25, Eastern Washington, 11-13-15
FGM: 8, Eastern Washington, 11-13-15
FGA: 16, 3x, last vs. Florida, 1-19-16
3FGM: 4, Georgia, 1-24-15
3FGA: 7, 7x, last vs. Texas Southern, 12-2-15
FTM: 8, Eastern Washington, 11-13-15
FTA: 9, Eastern Washington, 11-13-15
Rebounds: 8, twice, last vs. Auburn, 1-21-15
Assists: 11, twice, last vs. Northern Colorado, 12-23-15
Blocks: 1, Arkansas, 2-9-16
Steals: 5, twice, last vs. South Carolina, 2-27-16
Minutes: 36, Ole Miss, 3-2-16

2016-17 Game-By-Game

Opponent	MIN	FG	Pct.	3FG	Pct.	FT	Pct.	O-D-R	PF	A	TO	B	S	PTS
N11 Norfolk State	31	5-13	.385	1-2	.500	3-4	.750	0-3-3	2	7	0	0	0	14
N17 Central Florida														
N18 TBA														
N20 TBA														
N25 LeHigh														
N28 Northwestern State														
D1 Oregon State														
D4 Georgia State														
D14 ETSU														
D19 Southern Miss														
D22 Morehead State														
D29 UMKC														
J3 Alabama														
J7 LSU														
J10 Arkansas														
J14 Texas A&M														
J17 Kentucky														
J21 Tennessee														
J25 Missouri														
J28 Alabama														
J31 Ole Miss														
F4 Tennessee														
F7 Auburn														
F11 South Carolina														
F14 Georgia														
F18 Florida														
F21 Ole Miss														
F25 Vanderbilt														
F28 South Carolina														
M4 LSU														
M8-12 SEC Tournament														

Ready's Notes . . .

- I.J. Ready leads the team in assists with 7.

- Earned his 65th career start.

CAREER STATS FOR I.J. READY

Year	GP-GS	Min/Avg	FG-FGA	Pct	3FM-3GA	Pct	FT-FTA	Pct	Rebs	PF-D	Asst	TO	Blk	Stl	Pts/Avg
2013-14	26-21	626/24.1	59-159	.371	17-48	.354	18-21	.857	55-2.1	31-1	69	41	0	32	153/5.9
2014-15	29-21	744/25.7	87-218	.399	28-95	.295	37-42	.881	57-2.0	46-0	71	41	0	37	239/8.2
2015-16	30-22	886/29.5	103-247	.417	26-91	.286	45-56	.804	79-2.6	56-1	134	48	1	39	277/9.2
2016-17	1-1	30/30.0	5-13	.385	1-2	.500	3-4	.750	3-3.0	2-0	7	0	0	0	14/14.0
Totals	86-65	2287/26.6	254-637	.399	72-236	.305	103-123	.837	194-2.3	135-2	281	130	1	108	683/7.9

20 MILES WASHINGTON



Freshman | Center

6-7 | 202

New Albany, MS

New Albany HS

Season Highs

Points: --
FGM: --
FGA: --
3FGM: --
3FGA: --
FTM: --
FTA: --
Rebounds: --
Assists: --
Blocks: --
Steals: --
Minutes: --

Washington's Notes . . .

2016-17 Game-By-Game

Opponent	MIN	FG	Pct.	3FG	Pct.	FT	Pct.	O-D-R	PF	A	TO	B	S	PTS
N11 Norfolk State	-DNP-													
N17 Central Florida														
N18 TBA														
N20 TBA														
N25 LeHigh														
N28 Northwestern State														
D1 Oregon State														
D4 Georgia State														
D14 ETSU														
D19 Southern Miss														
D22 Morehead State														
D29 UMKC														
J3 Alabama														
J7 LSU														
J10 Arkansas														
J14 Texas A&M														
J17 Kentucky														
J21 Tennessee														
J25 Missouri														
J28 Alabama														
J31 Ole Miss														
F4 Tennessee														
F7 Auburn														
F11 South Carolina														
F14 Georgia														
F18 Florida														
F21 Ole Miss														
F25 Vanderbilt														
F28 South Carolina														
M4 LSU														
M8-12 SEC Tournament														

CAREER STATS FOR MILES WASHINGTON

Year	GP-GS	Min/Avg	FG-FGA	Pct	3FM-3GA	Pct	FT-FTA	Pct	Rebs	PF-D	Ast	TO	Blk	Stl	Pts/Avg
2016-17															

23 TYSON CARTER



Freshman | Guard

6-4 | 167

Starkville, MS

Starkville HS

Season Highs

Points: 17, Norfolk State, 11-11-16
FGM: 6, Norfolk State, 11-11-16
FGA: 8, Norfolk State, 11-11-16
3FGM: 5, Norfolk State, 11-11-16
3FGA: 7, Norfolk State, 11-11-16
FTM: --
FTA: --
Rebounds: 1, Norfolk State, 11-11-16
Assists: 2, Norfolk State, 11-11-16
Blocks: --
Steals: 1, Norfolk State, 11-11-16
Minutes: 33, Norfolk State, 11-11-16

Carter's Notes . . .

- 17 points is the most by a freshman on opening day since Chancellor Nichols scored 17 against Christian Brothers in November 1987

-In his collegiate debut, freshman guard Tyson Carter poured in 17 points on 6-of-8 shooting. He also drained 5 3-pointers

-Earned his first-career start during his collegiate debut against Norfolk State on November 11, 2016.

2016-17 Game-By-Game

Opponent	MIN	FG	Pct.	3FG	Pct.	FT	Pct.	O-D-R	PF	A	TO	B	S	PTS
N11 Norfolk State	33	6-8	.750	5-7	.714	0-0	.000	0-1-1	1	2	1	0	1	17
N17 Central Florida														
N18 TBA														
N20 TBA														
N25 LeHigh														
N28 Northwestern State														
D1 Oregon State														
D4 Georgia State														
D14 ETSU														
D19 Southern Miss														
D22 Morehead State														
D29 UMKC														
J3 Alabama														
J7 LSU														
J10 Arkansas														
J14 Texas A&M														
J17 Kentucky														
J21 Tennessee														
J25 Missouri														
J28 Alabama														
J31 Ole Miss														
F4 Tennessee														
F7 Auburn														
F11 South Carolina														
F14 Georgia														
F18 Florida														
F21 Ole Miss														
F25 Vanderbilt														
F28 South Carolina														
M4 LSU														
M8-12 SEC Tournament														

CAREER STATS FOR TYSON CARTER

Year	GP-GS	Min/Avg	FG-FGA	Pct	3FM-3GA	Pct	FT-FTA	Pct	Rebs	PF-D	Ast	TO	Blk	Stl	Pts/Avg
2016-17	1-1	33/33.0	6-8	.750	5-7	.714	0-0	.000	1-1.0	1-0	2	1	0	1	17/17.0

24 ABDUL ADO



Freshman | Forward

6-11 | 246

Lagos, Nigeria

Hamilton Heights HS

Season Highs

Points: --
FGM: --
FGA: --
3FGM: --
3FGA: --
FTM: --
FTA: --
Rebounds: --
Assists: --
Blocks: --
Steals: --
Minutes: --

Ado's Notes . . .

2016-17 Game-By-Game

Opponent	MIN	FG	Pct.	3FG	Pct.	FT	Pct.	O-D-R	PF	A	TO	B	S	PTS
N11 Norfolk State	-DNP-													
N17 Central Florida														
N18 TBA														
N20 TBA														
N25 LeHigh														
N28 Northwestern State														
D1 Oregon State														
D4 Georgia State														
D14 ETSU														
D19 Southern Miss														
D22 Morehead State														
D29 UMKC														
J3 Alabama														
J7 LSU														
J10 Arkansas														
J14 Texas A&M														
J17 Kentucky														
J21 Tennessee														
J25 Missouri														
J28 Alabama														
J31 Ole Miss														
F4 Tennessee														
F7 Auburn														
F11 South Carolina														
F14 Georgia														
F18 Florida														
F21 Ole Miss														
F25 Vanderbilt														
F28 South Carolina														
M4 LSU														
M8-12 SEC Tournament														

CAREER STATS FOR ABDUL ADO

Year	GP-GS	Min/Avg	FG-FGA	Pct	3FM-3GA	Pct	FT-FTA	Pct	Rebs	PF-D	Ast	TO	Blk	Stl	Pts/Avg
2016-17															

34 SCHNIDER HERARD



Freshman | Center

6-10 | 250

Port-au-Prince, Haiti

Prestonwood Christian HS

Season Highs

Points: 4, Norfolk State, 11-11-16
FGM: 2, Norfolk State, 11-11-16
FGA: 3, Norfolk State, 11-11-16
3FGM: --
3FGA: --
FTM: --
FTA: 1, Norfolk State, 11-11-16
Rebounds: 4, Norfolk State, 11-11-16
Assists: --
Blocks: --
Steals: --
Minutes: 26

Herard's Notes . . .

- Had his collegiate debut against Norfolk State on November 11, 2016.

-Had 4 rebounds in the 17 minutes he played.

2016-17 Game-By-Game

Opponent	MIN	FG	Pct.	3FG	Pct.	FT	Pct.	O-D-R	PF	A	TO	B	S	PTS
N11 Norfolk State	17	2-3	.667	0-0	.000	0-1	.000	2-2-4	1	0	3	0	0	4
N17 Central Florida														
N18 TBA														
N20 TBA														
N25 LeHigh														
N28 Northwestern State														
D1 Oregon State														
D4 Georgia State														
D14 ETSU														
D19 Southern Miss														
D22 Morehead State														
D29 UMKC														
J3 Alabama														
J7 LSU														
J10 Arkansas														
J14 Texas A&M														
J17 Kentucky														
J21 Tennessee														
J25 Missouri														
J28 Alabama														
J31 Ole Miss														
F4 Tennessee														
F7 Auburn														
F11 South Carolina														
F14 Georgia														
F18 Florida														
F21 Ole Miss														
F25 Vanderbilt														
F28 South Carolina														
M4 LSU														
M8-12 SEC Tournament														

CAREER STATS FOR SCHNIDER HERARD

Year	GP-GS	Min/Avg	FG-FGA	Pct	3FM-3GA	Pct	FT-FTA	Pct	Rebs	PF-D	Asst	TO	Blk	Stl	Pts/Avg
2016-17	1-0	17/17.0	2-3	.667	0-0	.000	0-1	.000	4-4.0	1-0	0	3	0	0	4/4.0

35 ARIC HOLMAN



Sophomore | Forward

6-10 | 222

Owensboro, KY

Owensboro HS

Season Highs

Points: 11, Norfolk State, 11-11-16
FGM: 3, Norfolk State, 11-11-16
FGA: 7, Norfolk State, 11-11-16
3FGM: 1, Norfolk State, 11-11-16
3FGA: 2, Norfolk State, 11-11-16
FTM: 4, Norfolk State, 11-11-16
FTA: 7, Norfolk State, 11-11-16
Rebounds: 11, Norfolk State, 11-11-16
Assists: --
Blocks: 5, Norfolk State, 11-11-16
Steals: 2, Norfolk State, 11-11-16
Minutes: 26, Norfolk State, 11-11-16

Career Highs

Points: 6, LSU, 2-6-16
FGM: 3, LSU, 2-6-16
FGA: 7, Missouri, 1-30-16
3FGM: 1, twice, last vs. Alabama, 2-20-16
3FGA: 2, twice, last vs. Missouri, 1-30-16
FTM: 1, Arkansas, 2-9-16
FTA: 3, Arkansas, 2-9-16
Rebounds: 6, Arkansas, 2-9-16
Assists: 4, Arkansas, 2-9-16
Blocks: 2, 4x, last vs. Ole Miss, 3-2-16
Steals: 1, twice, last vs. Alabama, 2-2-16
Minutes: 18, Arkansas, 2-9-16

2016-17 Game-By-Game

Opponent	MIN	FG	Pct.	3FG	Pct.	FT	Pct.	O-D-R	PF	A	TO	B	S	PTS
N11 Norfolk State	26	3-7	.429	1-2	.500	4-7	.571	3-8-11	2	0	1	5	2	11
N17 Central Florida														
N18 TBA														
N20 TBA														
N25 LeHigh														
N28 Northwestern State														
D1 Oregon State														
D4 Georgia State														
D14 ETSU														
D19 Southern Miss														
D22 Morehead State														
D29 UMKC														
J3 Alabama														
J7 LSU														
J10 Arkansas														
J14 Texas A&M														
J17 Kentucky														
J21 Tennessee														
J25 Missouri														
J28 Alabama														
J31 Ole Miss														
F4 Tennessee														
F7 Auburn														
F11 South Carolina														
F14 Georgia														
F18 Florida														
F21 Ole Miss														
F25 Vanderbilt														
F28 South Carolina														
M4 LSU														
M8-12 SEC Tournament														

Holman's Notes . . .

- Aric Holman had a team high of 11 rebounds.

- Sophomore forward Aric Holman recorded his first-career double-double with career highs in points (11) and rebounds (11).

- Aric Holman also had career highs in minutes (26), steals (2) and blocks (5).

CAREER STATS FOR ARIC HOLMAN

Year	GP-GS	Min/Avg	FG-FGA	Pct	3FM-3GA	Pct	FT-FTA	Pct	Rebs	PF-D	Ast	TO	Blk	Stl	Pts/Avg
2015-16	21-3	194/9.2	18-44	.409	2-13	.154	1-6	.167	39-1.9	37-2	8	16	14	2	39/1.9
2016-17	1-1	26/26.0	3-7	.429	1-2	.500	4-7	.571	11-11.0	2-0	0	1	5	2	11/11.0
Totals	22-4	220/10.0	21-51	.412	3-15	.200	5-13	.385	50-2.3	39-2	8	17	19	4	50/2.3

45 E.J. DATCHER



Freshman | Center

6-9 | 240

Hapersville, AL

Vincent HS

Season Highs

Points: 2, Norfolk State, 11-11-16
FGM: 1, Norfolk State, 11-11-16
FGA: 2, Norfolk State, 11-11-16
3FGM: --
3FGA: --
FTM: --
FTA: 1, Norfolk State, 11-11-16
Rebounds: 7, Norfolk State, 11-11-16
Assists: --
Blocks: 1, Norfolk State, 11-11-16
Steals: --
Minutes: 9, Norfolk State, 11-11-16

Datcher's Notes . . .

- E.J. Datcher was second on the team with 7 rebounds.

-- Had his collegiate debut against Norfolk State on November 11, 2016.

2016-17 Game-By-Game

Opponent	MIN	FG	Pct.	3FG	Pct.	FT	Pct.	O-D-R	PF	A	TO	B	S	PTS
N11 Norfolk State	9	1-2	.500	0-0	.000	0-1	.000	1-6-7	4	0	0	1	0	2
N17 Central Florida														
N18 TBA														
N20 TBA														
N25 LeHigh														
N28 Northwestern State														
D1 Oregon State														
D4 Georgia State														
D14 ETSU														
D19 Southern Miss														
D22 Morehead State														
D29 UMKC														
J3 Alabama														
J7 LSU														
J10 Arkansas														
J14 Texas A&M														
J17 Kentucky														
J21 Tennessee														
J25 Missouri														
J28 Alabama														
J31 Ole Miss														
F4 Tennessee														
F7 Auburn														
F11 South Carolina														
F14 Georgia														
F18 Florida														
F21 Ole Miss														
F25 Vanderbilt														
F28 South Carolina														
M4 LSU														
M8-12 SEC Tournament														

CAREER STATS FOR E.J. DATCHER

Year	GP-GS	Min/Avg	FG-FGA	Pct	3FM-3GA	Pct	FT-FTA	Pct	Rebs	PF-D	Ast	TO	Blk	Stl	Pts/Avg
2016-17	1-0	9/9.0	1-2	.500	0-0	.000	0-1	.000	7-7.0	4-0	0	0	0	1	2/2.0

Exhibition — Nov. 4, 2016**Mississippi State
Delta State***Humphrey Coliseum • Starkville, MS***Delta State**

Player	FG	3FG	FT	RB	PF	PT	A	Min
Davis	f 2-6	0-0	0-0	1	5	4	0	24
Harper	f 0-0	0-0	0-0	0	5	0	0	5
Warner	g 6-12	5-9	4-6	4	4	21	2	36
Kilpatrick	g 1-2	0-0	0-1	5	0	2	4	28
Schmidt	g 6-20	2-9	3-4	5	4	17	6	32
Henry	0-2	0-0	0-0	4	0	0	0	16
Cornish	3-5	3-5	0-0	2	3	9	0	29
King	0-0	0-0	0-0	0	0	0	0	1
Weldon	1-1	0-0	0-0	0	0	2	0	6
Taylor	2-6	0-0	4-7	6	3	8	0	22
Kimble	0-0	0-0	0-0	0	0	0	0	1
TOTALS	21-54	10-23	11-18	33	24	63	12	200

Mississippi State

Player	FG	3FG	FT	RB	PF	PT	A	Min
Holman	f 4-7	1-3	6-7	10	0	15	0	25
Kegler	g 6-12	4-9	2-4	8	1	18	0	24
W'Spoon	g 4-12	1-2	3-4	8	3	12	4	25
Ready	g 4-6	1-3	0-0	1	1	9	4	18
Carter	g 1-6	0-4	2-2	2	2	4	1	25
Peters	2-8	1-4	2-5	1	3	7	2	18
Wright	2-5	0-2	3-4	2	2	7	1	23
Strugg	0-1	0-1	0-0	0	1	0	0	4
Davis	0-1	0-0	0-0	2	1	0	0	3
Singleton	1-1	0-0	0-0	0	2	2	0	5
Washington	0-0	0-0	0-0	1	1	0	0	3
Herard	1-2	0-0	0-2	5	5	2	0	11
Datcher	1-3	0-0	0-1	6	2	2	0	16
TOTALS	26-64	8-28	18-29	48	24	78	12	200

Halftime: MSU 43, DSU 32. FG%: MSU 40.6%, DSU 38.9. 3FG%: MSU 28.6%, DSU 43.5%. FT%: MSU 62.1%, DSU 61.1%. Turnovers: MSU 16 (Herard 3), DSU 19 (Schmidt 7). Blocked Shots: MSU 7 (Holman 4), DSU 1 (P.J. Davis). Steals: MSU 9 (Peters 4), DSU 7 (Kilpatrick 4). Officials: Anthony Jordan, Owen Shortt, Ken Washington. Attendance: 3,721.

Game 1 — Nov. 11, 2016**Mississippi State
Norfolk State***Humphrey Coliseum • Starkville, MS***Norfolk State**

Player	FG	3FG	FT	RB	PF	PT	A	Min
Long	f 2-5	0-0	1-3	7	4	5	0	30
Gellineau	c 0-0	0-0	0-0	4	5	0	0	11
Robinson	g 7-14	2-5	5-5	3	1	21	5	38
Wade	g 5-16	0-2	8-12	12	0	18	3	35
Goss	g 4-7	1-4	0-0	1	2	9	1	31
Ward	2-4	0-1	0-1	2	0	4	2	20
Brown	2-3	1-1	0-0	0	2	5	0	5
Williams	1-2	1-2	2-2	2	2	5	0	12
Robinson	3-6	0-0	1-3	3	5	7	0	18
TOTALS	26-57	5-15	17-26	35	21	74	11	200












Mississippi State

Player	FG	3FG	FT	RB	PF	PT	A	Min
Holman	f 3-7	1-2	4-7	11	2	11	0	26
Kegler	g 2-6	2-4	2-2	2	4	8	1	26
W'Spoon	g 9-16	2-5	2-2	6	2	22	2	30
Ready	g 5-13	1-2	3-4	3	2	14	7	31
Carter	g 6-8	5-7	0-0	1	1	17	2	33
Peters	0-3	0-2	0-0	1	2	0	3	15
Wright	0-2	0-1	0-0	0	4	0	0	13
Herard	2-3	0-0	0-1	4	1	4	0	17
Datcher	1-2	0-0	0-1	7	4	2	0	9
TOTALS	28-60	11-23	11-17	38	22	78	12	200

Halftime: MSU 39, NSU 39. FG%: MSU 42.4%, NSU 43.3%. 3FG%: MSU 40.0%, NSU 30.0%. FT%: MSU 62.5%, NSU 52.6%. Turnovers: MSU 13 (Peters 4), NSU 12 (Robinson 3). Blocked Shots: MSU 8 (Holman 5), NSU 5 (Robinson 3). Steals: MSU 4 (Holman 2), NSU 5 (Robinson 3). Officials: Antinio Petty, Terry Moore, Darron George. Attendance: 4,467.

Game 2 — Nov. 17, 2016**Mississippi State
Central Florida***TD Arena • Charleston, SC***Game 3 — Nov. 18, 2016****Mississippi State
TBA***TD Arena • Charleston, SC***Game 4 — Nov. 20, 2016****Mississippi State
TBA***TD Arena • Charleston, SC***Game 5 — Nov. 25, 2016****Mississippi State
LeHigh***Humphrey Coliseum • Starkville, MS*

2016-17 MISSISSIPPI STATE PLAYER BREAKDOWN

1		Lamar Peters Fr G 6-0 188 New Orleans, LA <u>MIN</u> <u>PTS</u> <u>RBS</u> <u>AST</u> <u>FG%</u> <u>3FG%</u> <u>FT%</u> 15.0 0.0 1.0 3.0 .000 .000 .000	Notes: Made his collegiate debut against Norfolk State.
2		Eli Wright Fr G 6-4 203 Owensboro, KY <u>MIN</u> <u>PTS</u> <u>RBS</u> <u>STL</u> <u>FG%</u> <u>3FG%</u> <u>FT%</u> 13.0 0.0 0.0 0.0 .000 .000 .000	Notes: Made his collegiate debut against Norfolk State.
3		Xavian Stapleton So G 6-6 207 Flora, MS <u>MIN</u> <u>PTS</u> <u>RBS</u> <u>STL</u> <u>FG%</u> <u>3FG%</u> <u>FT%</u>	Notes: Transfer from La. Tech that sat out last year and is recovering from a torn ACL.
4		Mario Kegler Fr G 6-7 220 Jackson, MS <u>MIN</u> <u>PTS</u> <u>RBS</u> <u>AST</u> <u>FG%</u> <u>3FG%</u> <u>FT%</u> 26.0 8.0 2.0 1.0 .333 .500 1.000	Notes: Scored 8 points his collegiate debut against Norfolk State.
5		Joe Strugg Fr F 6-9 196 Montgomery, AL <u>MIN</u> <u>PTS</u> <u>RBS</u> <u>AST</u> <u>FG%</u> <u>3FG%</u> <u>FT%</u>	Notes: DNP vs. Norfolk State.
11		Quinnndary Weatherspoon So G 6-4 205 Canton, MS <u>MIN</u> <u>PTS</u> <u>RBS</u> <u>AST</u> <u>FG%</u> <u>3FG%</u> <u>FT%</u> 30.0 22.0 6.0 2.0 .563 .400 1.000	Notes: Preseason All-SEC selection who scored a game-high 22 points vs. Norfolk State.
15		I.J. Ready Sr G 5-11 166 Rixey, AL <u>MIN</u> <u>PTS</u> <u>RBS</u> <u>AST</u> <u>FG%</u> <u>3FG%</u> <u>FT%</u> 31.0 14.0 3.0 7.0 .385 .500 .750	Notes: MSU's lone senior who has appeared in 85 games and scored 683 points. Had 14 points and 7 assists against Norfolk State.
23		Tyson Carter Fr G 6-4 167 Starkville, MS <u>MIN</u> <u>PTS</u> <u>RBS</u> <u>AST</u> <u>FG%</u> <u>3FG%</u> <u>FT%</u> 33.0 17.0 1.0 2.0 .750 .714 .000	Notes: Totaled 17 points vs. Norfolk, the most by a freshman on opening day since 1987-88.
24		Abdul Ado Fr F 6-11 246 Lagos, Nigeria <u>MIN</u> <u>PTS</u> <u>RBS</u> <u>AST</u> <u>FG%</u> <u>3FG%</u> <u>FT%</u>	Notes: Is awaiting NCAA clearance.
34		Schnider Herard Fr F 6-10 250 Port-Au-Prince, Haiti <u>MIN</u> <u>PTS</u> <u>RBS</u> <u>BLK</u> <u>FG%</u> <u>3FG%</u> <u>FT%</u> 17.0 4.0 4.0 0.0 .667 --- .000	Notes: Made his collegiate debut against Norfolk State.
35		Aric Holman So F 6-10 222 Owensboro, KY <u>MIN</u> <u>PTS</u> <u>RBS</u> <u>BLK</u> <u>FG%</u> <u>3FG%</u> <u>FT%</u> 26 11.0 11.0 5.0 .429 .500 .571	Notes: Recorded first double-double with career highs in points (11), rebounds (11) and blocks (5).
45		E.J. Datcher Fr C 6-9 240 Harpersville, AL <u>MIN</u> <u>PTS</u> <u>RBS</u> <u>BLK</u> <u>FG%</u> <u>3FG%</u> <u>FT%</u> 9.0 2.0 7.0 1.0 .500 --- .000	Notes: Made his collegiate debut against Norfolk State.