

# MISSISSIPPI STATE UNIVERSITY

## 2007-08 MEN'S BASKETBALL

Mississippi State University Athletic Media Relations • PO Box 5308 • MSU, MS 39762  
Men's Basketball SID: David Rosinski • 662-325-3595 • [rosinski@athletics.msstate.edu](mailto:rosinski@athletics.msstate.edu)

### Game #4 - Mississippi State (2-1) vs. UC Irvine (2-1)

Thursday, November 22, 2007 • 11 a.m. PT • Anaheim, California  
Anaheim Classic • Anaheim Convention Center (7,500) • ESPNU

PROBABLE STARTERS & TOP SUBSTITUTES

#### MISSISSIPPI STATE BULLDOGS (2-1)

Pos.	No.	Name	Ht.	Wt.	Cl.	Hometown	PPG	RPG	APG
F	23	Charles Rhodes	6-8	245	Sr.	Jackson, MS	16.3	6.0	3.0 bpg
C	32	Jarvis Varnado	6-9	210	So.	Brownsville, TN	6.3	11.0	5.0 bpg
G	11	Ben Hansbrough	6-3	205	So.	Poplar Bluff, MO	12.3	3.3	3.0
G	22	Barry Stewart	6-2	170	So.	Shelbyville, TN	11.3	7.0	3.0
G	44	Jamont Gordon	6-4	230	Jr.	Nashville, TN	18.0	7.0	4.0
F/C	21	Brian Johnson	6-9	245	Jr.	Laurinburg, NC	4.7	3.0	0.0
G	25	Phil Turner	6-3	170	Fr.	Grenada, MS	3.7	2.7	1.3

#### UC IRVINE ANTEATERS (2-1)

Pos.	No.	Name	Ht.	Wt.	Cl.	Hometown	PPG	RPG	APG
F	21	Patrick Sanders	6-6	205	Sr.	Corona, CA	8.3	4.7	1.0
F	43	Adam Rodenberg	6-7	235	Jr.	Garnaville, IA	11.0	2.7	0.3
C	53	Kevin Bland	6-8	235	Jr.	Tracy, CA	15.3	5.3	0.3 bpg
G	5	Michael Hunter	5-10	155	So.	Aurora, CO	9.7	2.3	4.0
G	22	Chad DeCasas	6-5	215	So.	Mission Viejo, CA	5.3	2.3	0.7
G	3	Chuma Awaji	6-3	200	Sr.	Los Angeles, CA	8.3	1.7	0.7
G	23	Brett Lauer	6-1	180	Jr.	Concord, CA	6.7	2.3	1.3

MSU Road Headquarters in Anaheim: Disneyland Hotel (714-778-6600)

#### BULLDOGS MEET UC IRVINE TO TIP OFF INAUGURAL ANAHEIM CLASSIC

In their first road action of the current campaign, the Bulldogs of Mississippi State (2-1) take on the UC Irvine Anteaters (2-1) in Game 1 Thursday at 1 p.m. CT (11 a.m. PT) to tip off the inaugural Anaheim Classic at the 7,500-seat Anaheim Convention Center. The Thanksgiving Day MSU-UCI contest - the first-ever hardwood meeting between the teams - is slated to be televised by ESPNU.

Picked to finish second in the SEC's Western Division by a preseason vote of the media, coach Rick Stansbury's defending SEC West champions and reigning NIT semifinalists head to California with a 2-1 record after posting an 86-70 home triumph over UT Martin this past Saturday night. MState opened the current campaign with a 75-45 home win over Louisiana Tech before having its eight-game home winning streak snapped with an 84-82 setback to reigning NIT runner-up Clemson last Thursday.

Averaging 81.0 points as a team on the young campaign with improved scoring production each time out through the first three games, the Bulldogs are thus far again showcasing impressive defensive numbers this season. Having topped the SEC in both blocked shots (6.34 bpg) and field-goal percentage defense (.403) a season ago, MSU is limiting the opposition to collective 31.4 percent shooting from the field and has been credited with 29 blocked shots to this point on the year.

Individually, MSU continues to be powered by the veteran tandem of junior all-America candidate Jamont Gordon (18.0 ppg, 7.0 rpg & 4.0 apg) and senior all-SEC forward Charles Rhodes (16.3 ppg, 6.0 rpg & 3.0 bpg). Sophomore guards Ben Hansbrough (12.3 ppg) and Barry Stewart (11.3 ppg) are also averaging in double figures, while fellow second-year standout Jarvis Varnado anchors the post averaging a team-best 11.0 rebounds and 5.0 blocks per contest.

Picked fourth by the media and fifth by the Big West Conference's head coaches, the UC Irvine Anteaters also begin the Anaheim Classic with a 2-1 record after claiming a 70-51 home win over Utah State this past Saturday. Guided by 11th-year head coach Pat Douglass, UCI also began the current campaign with a three-game homestand, opening the season with a 74-61 home triumph over Loyola Marymount and then dropping a 77-68 decision to Nevada. Junior forward Kevin Bland paces the Anteaters in both scoring (15.3 ppg on 66% FGs) and rebounding (5.3 rpg).

♦ MSU will be making its sixth trip to the state of California since Rick Stansbury became head coach in 1998... State most recently fell to Arizona during the 2004 John R. Wooden Classic played at the Arrowhead Pond of Anaheim.

♦ The Bulldogs own an all-time composite record of 81-66 during in-season tournament competition through the years (14-10 during Stansbury era)... MState's most recent in-season tourney title came during the 2000 Bank One Fiesta Bowl Classic in Tucson, Ariz., knocking off Louisiana-Lafayette in the first round and then upsetting 10th-ranked host Arizona in the championship.

♦ In a statistical contrast, the 2-1 MSU Bulldogs are averaging 49.0 rebounds per game and struggling somewhat at the line (62.7%), while the 2-1 UCI Anteaters are collecting only 25.3 boards an outing but shooting an eye-popping 87.8 percent from the charity stripe on the young season.

♦ While not having yet played either UC Irvine or San Diego on the hardwood through the years, MSU owns a 19-6 composite record versus this year's inaugural Anaheim Classic field (10-0 over South Alabama; 6-4 over Chattanooga; 2-1 over Southern Illinois; 1-0 over Southern Cal; and 0-1 to Miami of Ohio).

#### 2007-08 MSU RESULTS (2-1)

DATE	OPPONENT (TV)	SCORE/TIME
Nov. 10	LOUISIANA TECH	W 75-45
Nov. 15	CLEMSON (FSN/SUN)	L 82-84
Nov. 17	UT MARTIN	W 86-70
Nov. 22	#UC Irvine (ESPNU)	1 p.m.
Nov. 23	#SIU/Chattanooga (ESPNU/2)	2/4:30p.m.
Nov. 25	#TBD (ESPNU/2)	TBD
Dec. 1	MURRAY STATE	Noon
Dec. 8	SOUTHEASTERN LA. (CSS)	2 p.m.
Dec. 13	MIAMI, FLA. (FSN/SUN)	7 p.m.
Dec. 15	*at South Alabama (CSS)	7 p.m.
Dec. 19	at Loyola Marymount	9 p.m.
Dec. 21	at Texas A&M-Corpus Christi (CSS)	7 p.m.
Dec. 29	MISSOURI (FSN/SUN)	4 p.m.
Jan. 5	*Lafayette College	2 p.m.
Jan. 9	at LSU	7 p.m.
Jan. 12	GEORGIA (LF)	1 p.m.
Jan. 15	KENTUCKY (ESPN)	8 p.m.
Jan. 19	at Alabama (LF)	2 p.m.
Jan. 26	MISSISSIPPI (FSN/SUN)	4 p.m.
Jan. 30	at Arkansas (LF)	7 p.m.
Feb. 2	TENNESSEE (FSN/SUN)	6 p.m.
Feb. 6	ALABAMA	7 p.m.
Feb. 9	at Auburn (FSN/SUN)	6 p.m.
Feb. 16	ARKANSAS (ESPN)	3 p.m.
Feb. 20	at Mississippi	7 p.m.
Feb. 23	at South Carolina (LF)	3 p.m.
Feb. 27	AUBURN	7 p.m.
Mar. 1	at Florida (CBS)	3 p.m.
Mar. 5	at Vanderbilt	7 p.m.
Mar. 8	LSU	TBA
M. 13-16	at SEC Tournament (LF/CBS)	TBA

# - Anaheim Classic (Anaheim, CA)

\* - Coors Classic (Mobile, AL)

^ - at Jackson, MS (Mississippi Coliseum)

+ - at Atlanta, GA (Georgia Dome)

All Times CT

#### MSU-UC IRVINE GAME FACTS

##### MISSISSIPPI STATE BULLDOGS

Coach: Rick Stansbury  
Alma Mater: (Campbellsville, 1982)  
MSU Record: 187-105 (10th year)  
Career Record: 187-105 (10th year)

##### UC IRVINE ANTEATERS

Coach: Pat Douglass  
Alma Mater: (Pacific, 1972)  
School Record: 155-139 (11th year)  
Career Record: 531-258 (27th year)

##### SERIES INFORMATION

Series Record: First Meeting

##### TELEVISION: ESPNU

PLAY-BY-PLAY: STEVE PHYSIOC; COLOR: BOB WENZEL

RADIO: XM RADIO - SEC 199

Available on MSU's 29-station radio network throughout Mississippi and via [www.msstateathletics.com](http://www.msstateathletics.com)

PxP: Jack Cristil (51st year); Color: Jim Ellis (25th year)

## STATISTICAL COMPARISON MSU vs. UC IRVINE

	MSU	UCI
Overall Record	2-1	2-1
Conference Record	0-0	0-0
Scoring	81.0	70.7
Scoring Defense	66.3	63.0
Scoring Margin	+14.7	+7.7
Field Goal Pct	45.1	47.3
Opp. Field Goal Pct.	31.4	46.8
3-Point FG Percentage	35.2	32.0
Opp. 3-Point FG Pct.	32.5	29.7
Free Throw Percentage	62.7	87.8
Opp. Free Throw Pct.	67.7	72.3
Rebounding Average	49.0	25.3
Opp. Rebounding Ave.	44.0	35.3
Rebound Margin	+5.0	-10.0
Turnovers	16.0	10.7
Turnover Margin	+0.3	+9.0
Assists	14.7	10.0
Blocked Shots	9.7	1.7
Steals	5.7	10.0

## STATISTICAL LEADERS MSU vs. UC IRVINE

### SCORING

MSU	PPG	UCI	PPG
Gordon	18.0	Bland	15.3
Rhodes	16.3	Rodenberg	11.0
Hansbrough	12.3	Hunter	9.7

### REBOUNDING

MSU	RPG	UCI	RPG
Varnado	11.0	Bland	5.3
Gordon	7.0	Sanders	4.7
Stewart	7.0	Fells	3.0

### ASSISTS

MSU	APG	UCI	APG
Gordon	4.0	Hunter	4.0
Hansbrough	3.0	Harris	1.7
Stewart	3.0	Lauer	1.3

### BLOCKS

MSU	BPG	UCI	BPG
Varnado	5.0	Fells	1.0
Rhodes	3.0	Sanders	0.7
Gordon	0.7	Bland/Rodenberg	0.3

### STEALS

MSU	SPG	UCI	SPG
Gordon	1.3	Bland	3.0
Stewart	1.3	Lauer	2.0
Hansbrough	1.0	Fells	2.0

### FIELD GOAL PERCENTAGE

MSU	FG%	UCI	FG%
Rhodes	57.9	Fells	100.0
Bailey	57.1	Bland	65.5
Three players	50.0	Harris	60.0

### THREE-POINT FG PERCENTAGE

MSU	3FG%	UCI	3FG%
Hansbrough	50.0	Lauer	66.7
Benock	44.4	Hunter	33.3
Gordon	40.0	Bland	33.3

### FREE THROW PERCENTAGE

MSU	FT%	UCI	FT%
Hansbrough	90.0	Awaji	100.0
Stewart	81.8	Bland	100.0
B. Johnson	80.0	Sanders	100.0

## BULLDOGS TO REPRESENT SEC IN INAUGURAL ANAHEIM CLASSIC

Operated by ESPN Regional Television (ERT) of Charlotte, N.C., and sponsored by the Big West Conference based in Irvine, Calif., the inaugural Anaheim Classic will feature eight schools from eight different conferences. Leading the field are 2007 NCAA Tournament participants Southern Cal, Southern Illinois and Miami of Ohio, along with reigning NIT representatives Mississippi State and South Alabama. Completing the field are San Diego, Chattanooga and UC Irvine.

All 12 games (four games each day) will be aired by either ESPN2 or ESPNU beginning on Thanksgiving Day (Thursday, Nov. 22). The semifinals will be played on Friday (Nov. 23) with the tournament concluding on Sunday (Nov. 25) after Saturday's break from game competition.

The tournament will be played at the 7,500-seat Anaheim Convention Center, which has hosted the Big West Conference Tournament for the past seven years.

The Anaheim Classic selection process for teams includes consultation with the conferences and consideration of geographic and competitive criteria. Schools from the Big West, Mid-American, Missouri Valley, Pac-10, SEC, Southern, Sun Belt and West Coast Conferences are represented this year.

## MSU OWNS 81-66 ALL-TIME RECORD DURING IN-SEASON TOURNEYS

The Mississippi State Bulldogs own an all-time composite record of 81-66 during in-season tournament competition through the years. Since current 10th-year MSU head coach **Rick Stansbury** took over the Bulldog basketball helm from **Richard Williams** in 1998, the Bulldogs have compiled a 14-10 mark during in-season tournament play.

Most recently, the 2005-06 State squad claimed third-place team honors at the San Juan Shootout in Guaynabo, Puerto Rico, Dec. 19-21. Following a first-round triumph (78-67) over Liberty, State fell to a hot-shooting Akron team, 83-72, in second-round competition. The Bulldogs salvaged a successful holiday trip by securing a come-from-behind 76-75 victory over Holy Cross in the tourney's third-place contest on **Jamall Edmondson's** game-winning 3-pointer with 4.5 seconds remaining. Edmondson and then-freshman **Jamont Gordon** were selected to the all-tournament team.

With 17 in-season tournament titles to their credit over the years, the Bulldogs' most recent regular-season tourney championship came during the 2000 Bank One Fiesta Bowl Classic, Dec. 28-30, in Tucson, Ariz. After knocking off Louisiana-Lafayette, 90-80, in the opening round, tournament MVP **Antonio Jackson** hit a game-winning jumper with 10 seconds left to lift the Bulldogs to a thrilling 75-74 victory over 10th-ranked and host Arizona in the championship game. With the win at Arizona's McKale Center, MSU handed the Wildcats - the nation's preseason No. 1-ranked team that year and eventual NCAA Tournament runner-up - their first-ever loss (after 31 straight tournament wins since 1985) in their own tournament. Jackson was joined by teammate **Marckell Patterson** on the Fiesta Bowl's all-tournament team.

Prior to that tournament championship in 2000, MState's most recent in-season tourney title had come during the 1995 Ford Far West Classic, Dec. 29-30, in Portland, Ore. With current Dallas Mavericks center **Erick Dampier** grabbing tournament MVP honors and joined on the all-tourney team by teammates **Dontae' Jones** and **Darryl Wilson**, Williams' MSU club defeated Oregon State (76-62) and Nebraska (69-66) in Portland on the way to claiming the school's first-ever SEC Tournament championship and earning MSU's lone NCAA Final Four appearance later that season.

The previous season, Williams' 1994-95 State squad captured the tournament titles of both the Missoulian/Coca-Cola Classic XV in Missoula, Mont., and MiniMart/Gatorade Wyoming Cowboy Shootout in Casper, Wyo., en route to advancing to the NCAA Sweet Sixteen.

## BULLDOGS MAKE SIXTH TRIP TO CALIFORNIA DURING STANSBURY ERA

This week's participation in the inaugural Anaheim Classic will mark the Bulldogs' sixth trip to the state of California since **Rick Stansbury** took over MSU's head coaching duties in 1998. State will return to the West Coast next month to play at Loyola Marymount, Dec. 19, in Los Angeles.

Most recently (Dec. 5, 2004), the 15th-ranked Bulldogs dropped a hard-fought 68-64 decision to No. 20 Arizona in the opening game of the 11th annual John R. Wooden Classic played at the Arrowhead Pond of Anaheim. **Winsome Frazier** paced MSU with 18 points, while All-American **Lawrence Roberts** was limited to seven points and seven rebounds. The Wildcats were powered by **Channing Frye's** 18 points and 16 rebounds.

The year prior (Dec. 20, 2003), MState claimed a 66-61 overtime road win over the Santa Clara Broncos. The Bulldogs previously opened the 2000-01 campaign in the Golden State by dropping an 83-76 overtime road decision to California during first-round play of the TiVo Preseason NIT played at Cal's Haas Pavilion in Berkeley. The 1999-2000 State squad fell, 76-56, to the top-ranked Stanford Cardinal during the Pete Newell Challenge played at The Arena in Oakland. During Stansbury's first season at the MSU helm, the 1998-99 Bulldog ballclub split a pair of games (lost to Southwestern Louisiana and beat Eastern Kentucky) at the Cal-hosted Golden Bear Classic also played in Oakland.

Prior to the Stansbury era, coach **Richard Williams'** Bulldogs dropped an 86-67 decision to eventual NCAA Champion UCLA in the 1995 NCAA West Regional semifinals played in Oakland.

## MSU OWNS 19-6 COMPOSITE RECORD VS. ANAHEIM CLASSIC FIELD

The Bulldogs of Mississippi State have compiled a 19-6 composite all-time record versus the seven other participating teams of this year's Anaheim Classic. South Alabama (MSU owns 10-0 all-time series lead) and Chattanooga (MSU owns 6-4 all-time series lead) rank as the most common MSU opponents in this year's tournament field.

The Bulldogs have never faced the UC Irvine Anteaters on the hardwood. In fact, MSU has only met two of the current nine members (one time each) of the Big West Conference in basketball through the years -- a 65-63 win over Pacific at the 1979 Dayton Invitational and a 70-57 victory over Long Beach State in the championship game of the 1976 Dayton Invitational.

MState owns a slim 2-1 all-time series edge over Southern Illinois through the years, though the Salukis prevailed most recently by a 76-64 tally during second-round action of the 1992 San Juan Shootout in Puerto Rico. Prior to that, MSU claimed an 81-75 win over SIU in the opening round of the Indiana Hall of Fame Classic in Terre Haute, while also nabbing 72-59 road win over the Salukis in Carbondale during the 1954-55 campaign.

MSU holds a 6-4 all-time series advantage over Chattanooga (3-2 lead in Starkville; Tied 2-2 in Chattanooga & 1-0 at neutral sites), having most recently claimed a 64-48 home win over the Mocs during the 2005-06 season opener.

The Bulldogs are 1-0 all-time in hoops against Southern Cal (57-55 at the 1983 Winston Tire Classic in Los Angeles) and 0-1 versus Miami of Ohio (76-56 at the Motor City Classic in Detroit) through the years. Undeclared in 10 previous meetings with South Alabama, MState will take on the Jaguars next month (Dec. 15) in Mobile during the Coors Classic. MSU posted an 84-46 home triumph over USA last season. State and San Diego have not previously met on the hardwood.

## MSU TOURNNEY NOTES

♦ After finishing third (behind Tennessee & Florida) in the SEC in scoring offense (76.9 ppg) a year ago, the Bulldogs have improved upon their game scoring totals during each of the first three contests this season (75 vs. Louisiana Tech; 82 vs. Clemson & 86 vs. UT Martin).

♦ Featuring 11 underclassmen (seven freshmen & four sophomores) on their current roster, the Bulldogs have had eight players make their respective playing debuts through the first three games of the 2007-08 campaign.

♦ The Bulldogs had their eight-game home winning streak, which had dated back to this past February and included four SEC wins and three NIT victories, snapped with last week's 84-82 home setback to reigning NIT runner-up Clemson (Nov. 15).

♦ After leading the SEC in field-goal percentage defense (.403) a year ago, the Bulldogs have yet to allow a 2007-08 opponent to shoot 35 percent from the field to date... In the opener, Louisiana Tech was held to 27.4 percent shooting (17-62 FGs), followed by Clemson (34.3% on 24-70 FGs) and UT Martin (32.1% on 25-78 FGs)... For the season, MSU opponents are being limited to a collective 31.4 percent shooting (66-of-210 FGs).

♦ Having claimed their first-ever SEC team blocked shots title a year ago with a school record-shattering 222 rejects (6.34 bpg), this year's State squad already has 29 blocks through three games this season (10 vs. both Louisiana Tech and Clemson & 9 vs. UT Martin).

♦ Sophomore center Jarvis Varnado (15) and senior all-SEC forward Charles Rhodes (9) have combined for 24 of the team's 29 blocks this season... Varnado (1.91 bpg) and Rhodes (1.88) ranked fifth and sixth, respectively, among the SEC's blocks leaders last season... Rhodes (110 career blocks) and Varnado (82 in only 38 games) presently stand sixth and ninth, respectively, on the school's all-time blocks list.

♦ Senior all-SEC forward Charles Rhodes enters this week's Anaheim Classic needing 38 more points to become the 29th member of MSU's all-time 1,000-point club... He also needs 33 more rebounds to eclipse the 500 mark for his career... Junior all-America candidate Jamont Gordon (now with 1,028 career points) became the 28th addition to the school's 1,000-point club during last week's (Nov. 15) Clemson contest.

♦ Along with moving up the school's career scoring chart (now with 1,028 career points) and needing 26 rebounds to hit the 500 mark for his career, junior Jamont Gordon presently stands in eighth place on MState's all-time list with 328 career assists.

♦ A year removed from breaking Erick Dampier's freshman season school standard for blocks (67), sophomore Jarvis Varnado is currently averaging a team-leading 11.0 rebounds per game on the young season, including a career-high 16 boards against UT Martin and 12 caroms versus Clemson in his last two outings... Varnado has also already been credited with 15 blocks on the year, including a half-dozen swats during each of his first two outings.

♦ Currently ranked 10th on MState's career field-goal percentage list (.561), senior forward Charles Rhodes has been credited with 124 career dunks (3 jams in each of his first 3 games this year) and now needs 25 slams to surpass current NBA center Erick Dampier for the top spot on MSU's all-time list... For his career, 33

percent of Rhodes' made field goals (124 dunks & 375 career made FGs) have come on dunks.

♦ Sophomore Barry Stewart, who broke MSU's rookie season record with 68 made 3-pointers (39.1%) a year ago as a freshman all-SEC selection, has struggled with his outside shot thus far this season (3-of-15 treys for 20%)... Still averaging 11.3 points, 7.0 rebounds and 3.0 assists per contest on the young campaign, Stewart recorded his first collegiate double-double in this year's season opener with 13 points and a career-high 11 rebounds against Louisiana Tech.

♦ The younger brother of North Carolina All-America forward Tyler Hansbrough, State sophomore guard Ben Hansbrough posted his second career 20-point effort in his most recent outing with 20 points (6-8 FGs, 4-6 treys & 4-4 FTs) against UT Martin... For the season, the reigning freshman all-SEC recipient is averaging 12.3 points per game, while posting shooting percentages of 50 percent (10-20 FGs) overall from the field, 50 percent (8-16 treys) from the arc and 90 percent (9-10 FTs) from the charity stripe... Hansbrough is presently tops on the school's all-time list in career three-point shooting percentage (55-of-130 career treys for 42.3%).

♦ The unique playing style of preseason all-America candidate Jamont Gordon is demonstrated in some the accolades accorded to the 6-foot-4, 230-pound guard/forward in the college basketball preseason publications and online player ratings... A preseason candidate for the John R. Wooden Award, Naismith Trophy and Bob Cousy Award, Gordon was tabbed the nation's No. 1 point guard by *Rivals.com*, while being named the nation's No. 2 shooting guard by *Lindy's* and No. 3 slasher by *Athlon Sports*.

♦ Now in his 10th season at the MSU basketball helm - the third-longest tenured head hoops coach currently in the SEC behind Florida's Billy Donovan (12th year) and LSU's John Brady (11th year) - Rick Stansbury (187-105 career record) is now five victories away from surpassing his former mentor Richard Williams in becoming the school's all-time winningest basketball coach.

♦ In their season-opening 75-45 home win over Louisiana Tech (Nov. 10), the Bulldogs matched a modern-day, single-game school standard by being credited with only four turnovers (one in the first half)... That mark tied the modern-day MSU record of four miscues set by the 1978-79 State squad in its 63-61 home triumph over the Kentucky Wildcats on Jan. 15, 1979.

♦ Upon claiming their first-ever SEC team blocked shots title with a school record-shattering 222 blocks a year ago, this year's State squad opened the 2007-08 campaign with 10 rejects against both Louisiana Tech and Clemson... The 2006-07 MSU team reached double digits in the swats category five times, including a school-record 15 rejects versus New Orleans in a game played in Jackson, Miss.

♦ This preseason, the Mississippi State Athletic Department announced that all season tickets for the 2007-08 men's basketball season have been sold... This marks the second straight year all tickets have been sold out prior to the start of the men's basketball campaign.

♦ The Bulldogs will go two weeks between home games, having most recently knocked off UT Martin this past Saturday (Nov. 17) and then playing host to their second straight Ohio Valley Conference opponent in Murray State on Saturday, Dec. 1 to open another three-game homestand.

## MSU CAREER LEADERS

### POINTS SCORED

<u>Name</u>	<u>Seasons</u>	<u>G</u>	<u>Pts</u>	<u>Avg</u>
1. Jeff Malone	1980-83	110	2142	19.5
2. Bailey Howell	1957-59	75	2030	27.1
3. Jim Ashmore	1954-57	93	1918	20.6
4. Rickey Brown	1977-80	107	1838	17.2
5. Ray White	1976-79	100	1652	16.5
6. Darryl Wilson	1994-96	93	1619	17.4
7. Jerry Jenkins	1973-75	78	1503	19.3
8. Tony Watts	1989-92	113	1491	13.2
9. Cameron Burns	1989-91	87	1460	16.8
10. Tang Hamilton	1998-01	123	1307	10.6
11. Rich Knarr	1973-76	97	1305	13.5
12. Timmy Bowers	2001-04	116	1300	11.2
13. Jack Bouldin	1970-72	75	1257	16.8
14. Jerry Graves	1959-61	74	1245	16.8
15. Erick Dampier	1994-96	93	1231	13.2
16. Dave Williams	1966-68	76	1219	16.0
Leland Mitchell	1961-63	78	1219	15.6
18. Mario Austin	2001-03	91	1199	13.2
19. Marckell Patterson	1999-02	122	1168	9.6
20. Gary Hooker	1976-78	80	1144	14.3
21. Wiley Peck	1976-79	107	1136	10.6
22. Greg Carter	1988-91	114	1123	9.9
23. Tyrone Washington	1996-99	123	1119	9.1
24. W.D. "Red" Stroud	1961-63	74	1116	15.1
25. Larry Fry	1973-75	78	1079	13.8
26. Lawrence Roberts	2004-05	62	1048	16.9
27. Greg Lockhart	1986-89	100	1042	10.4
28. Jamont Gordon	2006-08	68	1028	15.1
-- Charles Rhodes	2005-08	82	962	11.7

### ASSISTS

<u>Name</u>	<u>Seasons</u>	<u>G</u>	<u>Asst</u>	<u>Avg</u>
1. Derrick Zimmerman	2000-03	127	514	4.0
2. Al Perry	1975-78	102	510	5.0
3. Chuck Evans	1992-93	57	454	8.0
4. Doug Hartsfield	1988-91	114	413	3.6
5. Jack Bouldin	1970-72	75	357	4.8
6. Detrick White	1998-99	63	351	5.6
7. Bulch Pierre	1981-84	105	342	3.3
8. Jamont Gordon	2006-08	68	328	4.8
9. Rich Knarr	1973-76	97	326	3.4
10. Ray White	1976-79	100	314	3.1

### BLOCKED SHOTS

<u>Name</u>	<u>Seasons</u>	<u>G</u>	<u>BS</u>	<u>Avg</u>
1. Erick Dampier	1994-96	93	249	2.7
2. Tyrone Washington	1996-99	123	198	1.6
3. Kalpatrick Wells	1980-83	110	183	1.7
4. Rickey Brown	1977-80	107	163	1.5
5. Wiley Peck	1976-79	107	117	1.1
6. Charles Rhodes	2005-08	82	110	1.3
7. Derrick Zimmerman	2000-03	127	89	0.7
8. Marcus Campbell	2002-05	122	87	0.7
9. Jarvis Varnado	2007-08	38	82	2.2
10. Marcus Grant	1992-95	105	72	0.7

### FIELD GOAL PERCENTAGE (MIN. 200 FGA)

<u>Name</u>	<u>Seasons</u>	<u>FGM</u>	<u>FGA</u>	<u>Pct</u>
1. Bill Singletary	1972-74	192	305	.630
2. Tony Robinson	1984-85	161	269	.599
3. David Domingue	1991-94	125	210	.595
4. Erick Dampier	1994-96	481	819	.587
5. Cameron Burns	1989-91	563	959	.587
6. Wiley Peck	1976-79	439	759	.578
7. Ervin Dillon	1985-86	152	265	.574
8. Larry Fry	1973-75	431	761	.566
9. Robert Jackson	1999-01	323	574	.563
10. Charles Rhodes	2005-08	375	668	.561

## PRESEASON BULLDOG BASKETBALL NOTEBOOK

♦ This preseason, the Mississippi State University Athletic Department announced that all season tickets for the 2007-08 men's basketball season have been sold... This marks the second straight year all tickets have been sold out prior to the start of the men's basketball campaign.

♦ Spurred by their appearance in the national semifinals of the MasterCard NIT a year ago, the 21-14 Bulldogs set new single-season school standards for most points scored (2,692), field goals made (951) and attempted (2,071), 3-pointers made (275) and attempted (775), defensive rebounds (921), blocked shots (222), and games played (35; tie).

♦ With Jarvis Varnado and Charles Rhodes ranked fifth and sixth, respectively, among the SEC's blocked shots leaders (52nd & 56th nationally at 1.9 bpg), last year's State squad far surpassed the previous season school standard of 175 blocks set by the Erick Dampier-led 1995-96 Final Four team by ranking eighth nationally with an average of 6.3 blocks per contest... Finishing 2006-07 with 222 rejects as a team, the Bulldogs reached double digits in blocks five times a season ago, including a school-record 15 swats against New Orleans.

♦ For the first time since the three-point shot was introduced to the collegiate game in 1986-87, MState featured four players with 40 or more made 3-pointers last season (Barry Stewart-68; Reginald Delk-63; Ben Hansbrough-47 & Jamont Gordon-42)... In addition, Richard Delk's 30 triples on the year also gave the Bulldogs five players with 30 or more made treys in the same season for the first time in school history.

♦ Highlighted by 11 games with 10 or more made 3-pointers on the season, last year's Bulldog club also firmly established new single-season school records for both 3-pointers made (275) and attempted (775)... Having averaged 7.86 made treys per game a year ago, the 2006-07 State squad easily broke the previous season school marks of 240 made treys and 643 attempts set by the Darryl Wilson-led 1994-95 NCAA Sweet 16 ballclub.

♦ Having established new single-season school standards for most home wins (16), most home games played (19) and highest overall home attendance (123,736) a season ago, the Bulldogs wrapped up their 2006-07 home slate on a seven-game home winning streak at Humphrey Coliseum... The average scoring margin for MState's 19 home games (16-3 record) last season was +16.1 points per home contest, including an average scoring margin of +20.2 points per game during the team's 16 home victories on the season.

♦ Rewarded with a No. 1 regional seed and home-court advantage during last year's MasterCard NIT, the Bulldogs outscored Mississippi Valley State (82-63), Bradley (101-72) and Florida State (86-71) by an average margin of 21.0 points per home victory en route to advancing to the MasterCard NIT Semifinals in New York City against West Virginia.

## STANSBURY SET TO BECOME MSU'S ALL-TIME WINNINGEST COACH

Now in his 10th season at the Mississippi State helm with a career head coaching record of 187-105 (.640), Rick Stansbury currently stands just five victories shy of surpassing his former mentor Richard Williams (191-163; 1987-98) to become the all-time winningest basketball coach in school history.

The Bulldogs have averaged 20.6 wins per season and have participated in postseason tournament play seven times (4 NCAA & 3 NIT) in the nine previous seasons since Stansbury became MSU's head coach in 1998. Prior to Stansbury's hiring as MState's head coach, the Bulldogs had made seven total prior postseason tournament appearances in the school's 86 previous seasons of basketball competition.

As the 2007-08 conference season gets underway in January, Stansbury currently trails only Williams (89) and McCarthy (88) for career SEC coaching wins in school history. Having guided the Bulldogs to the 2002 SEC Tournament title, SEC Western Division crowns in 2007, 2004 and 2003, and an outright SEC overall championship in 2004, Stansbury will enter this year's league play sporting a career coaching mark of 75-69 (.521) in regular-season conference action.

## TRACKING RICK STANSBURY'S STATUS ON MSU'S ALL-TIME COACHING CHARTS

### • CAREER COACHING WINS •

<u>Coach (Tenure)</u>	<u>Record</u>
1. Richard Williams (1987-1998) . . . . .	191-163
2. Rick Stansbury (1999-present) . . . . .	187-105
3. Babe McCarthy (1956-1965) . . . . .	169-85

### • CAREER GAMES COACHED •

<u>Coach (Tenure)</u>	<u>GC (Record)</u>
1. Richard Williams (1987-1998) . . . . .	354 (191-163)
2. Rick Stansbury (1999-present) . . . . .	292 (187-105)
3. Babe McCarthy (1956-1965) . . . . .	254 (169-85)

## BULLDOGS SECURE SIXTH 20-WIN CAMPAIGN DURING STANSBURY ERA

With last year's 21-14 overall record and first-ever appearance in the national semifinals of the National Invitation Tournament, Mississippi State secured its 13th 20-win season in the school's 95-year hoops history and sixth under current 10th-year head coach Rick Stansbury. Stansbury previously guided the Bulldogs to a school-record four consecutive 20-win campaigns in earning four straight NCAA Tournament appearances in 2001-02 (27-8), 2002-03 (21-10), 2003-04 (26-4) and 2004-05 (23-11). In fact, MSU had never previously put together as many as three successive 20-win campaigns until the 2003-04 State squad went 26-4 overall (14-2 in SEC play) en route to claiming the program's first outright SEC regular-season championship since 1962-63.

Stansbury, who initially became the school's winningest first-year head hoops coach ever with a 20-13 record in 1998-99, has now doubled his predecessor Richard Williams (three 20-win seasons) with a half-dozen 20-win campaigns in his nine seasons at the MSU helm since succeeding his former mentor in 1998. Stansbury had previously moved ahead of Babe McCarthy (four 20-win seasons) with his fifth 20-win campaign coming during the 2004-05 season (23-11). Prior to the Williams/Stansbury era of Mississippi State basketball, the school's first four 20-win seasons were all orchestrated by McCarthy, who compiled a successful 10-year (1956-65) record of 169-85 and directed MSU to those four 20-win campaigns, along with four SEC titles, during a six-year period spanning 1957-58 through 1962-63.

## THE WINNINGEST TEAMS IN MISSISSIPPI STATE MEN'S BASKETBALL HISTORY

<u>Season</u>	<u>Coach</u>	<u>Overall Record</u>	<u>SEC Record</u>	<u>SEC Finish</u>	<u>Final Ranking(s)</u>	<u>Postseason</u>
2001-02	Stansbury	27-8 .771	10-6 .625	2nd (West)	#17 AP/ #21 ESPN	NCAA 2nd Rnd
2003-04	Stansbury	26-4 .867	14-2 .875	1st	#8 AP/#13 ESPN	NCAA 2nd Rnd
1995-96	Williams	26-8 .765	10-6 .625	1st (West)	#19 AP/ #4 CNN	NCAA Final Four
1961-62	McCarthy	24-1 .960	13-1 .929	T-1st	#4 AP/ #4 UPI	
1958-59	McCarthy	24-1 .960	13-1 .929	1st	#3 AP/ #6 UPI	
2004-05	Stansbury	23-11 .676	9-7 .563	3rd (West)		NCAA 2nd Rnd
1994-95	Williams	22-8 .733	12-4 .750	T-1st (West)	#18 AP/ #12 CNN	NCAA Sweet 16
1962-63	McCarthy	22-6 .786	12-2 .857	1st	#6 AP/ #7 UPI	NCAA 1st R/Cons.
2006-07	Stansbury	21-14 .600	8-8 .500	T-1st (West)		NIT Semifinals
2002-03	Stansbury	21-10 .677	9-7 .563	1st (West)	#20 AP	NCAA 1st Rnd
1998-99	Stansbury	20-13 .606	8-8 .500	T-3rd (West)		NIT 1st Rnd
1990-91	Williams	20-9 .690	13-5 .722	T-1st	#21 AP/ #18 UPI	NCAA 1st Rnd
1957-58	McCarthy	20-5 .800	9-5 .643	T-3rd	#15 AP	

## MSTATE CLAIMS THIRD SEC WEST DIVISION TITLE IN LAST FIVE YEARS

With their 91-67 home win over Alabama in last year's regular-season finale, the Bulldogs of Mississippi State secured a share of their league-high fifth SEC Western Division title since the league split into two divisions in 1991-92. Last year's shared divisional title with Ole Miss (identical 8-8 league records) also marked MState's third SEC West championship in the last five seasons.

Since the Southeastern Conference went to divisional play beginning with the 1991-92 campaign, MSU also previously claimed at least a share of SEC West titles in 2003-04, 2002-03, 1995-96 and 1994-95. With Mississippi State now leading all teams with five SEC Western Division championships since divisional play began in 1991-92, Arkansas and Ole Miss are next with four SEC West titles apiece, followed by LSU with three, Alabama with two, and Auburn with one.

Prior to last year's divisional title, coach Rick Stansbury's 2003-04 State squad posted a 26-4 overall record and 14-2 SEC mark (including an 8-0 SEC road record) en route to winning the Western Division and capturing the school's first outright regular-season conference championship since 1962-63. The year prior, MSU's 2002-03 contingent went 21-10 overall and 9-7 in league play to claim the first of two straight SEC West titles and advance to the NCAA Tournament for the second straight season during the program's recent four-year run (2002-2005) of consecutive NCAA Tournament appearances.

Under Richard Williams' guidance, the 1994-95 MSU team claimed a share of the SEC West title en route to advancing to the NCAA Sweet Sixteen with an overall record of 22-8 and a 12-4 conference mark. The following year, the 26-8 State squad won the SEC Western Division race (10-6 record) for a second straight year and captured the school's first SEC Tournament title on the way to earning Mississippi State's first-ever appearance in the NCAA Final Four.

## MSU RATES FIRST AMONG WINNINGEST SEC WEST TEAMS SINCE 1998-99

Since 10th-year head coach Rick Stansbury took over Mississippi State's basketball coaching duties from Richard Williams in 1998, the Bulldogs rate as the winningest SEC Western Division team and the third-winningest hoops program overall in the league behind perennial SEC Eastern Division front-runners Florida and Kentucky. Over the last nine-plus seasons, MSU's composite record of 187-105 (.640) ranks behind only two-time defending NCAA champion Florida [238-71 (.770)] and Kentucky [229-80 (.741)].

In regular-season SEC play, the Bulldogs (75-69) barely trail only Alabama (76-68) among the winningest SEC West programs and rank fifth overall in the league (also behind SEC East foes Kentucky, Florida & Tennessee) since 1998-99.

Additionally, Mississippi State ranks tied for fifth behind Kentucky (17-5), Florida (15-6), Arkansas (11-8) and South Carolina (10-9) in collective SEC Tournament wins dating back to the 1999 postseason. MSU (9-8) is tied with LSU (9-9) with nine victories each in SEC Tournament play since 1999, including a league tournament title in 2002 and a school-first second straight appearance in the SEC Tournament championship game the following year.

## TRACKING THE WINNINGEST SEC HOOPS PROGRAMS SINCE 1998-99 (thru 11-18-07)

<u>School</u>	<u>Overall Record</u>	<u>School</u>	<u>SEC Record</u>	<u>School</u>	<u>SECT Record</u>
Florida .....	238-71 (.770)	Kentucky .....	106-38 (.736)	Kentucky .....	17-5 (.773)
Kentucky .....	229-80 (.741)	Florida .....	100-44 (.694)	Florida .....	15-6 (.714)
Mississippi St. ....	187-105 (.640)	Tennessee .....	83-61 (.576)	Arkansas .....	11-8 (.579)
Alabama .....	183-108 (.629)	Alabama .....	76-68 (.528)	South Carolina .....	10-9 (.526)
Tennessee .....	179-105 (.630)	Mississippi State .....	75-69 (.521)	MSU/LSU .....	9-8 (.529)/9-9 (.500)

## MSU SETS SEASON MARKS FOR HOME WINS AND GAMES AT THE HUMP

Including commanding MasterCard NIT home victories over Mississippi Valley State (82-63), Bradley (101-72) and Florida State (86-71), last year's Mississippi State team established a new single-season standard with 16 home victories. With the Bulldogs having now reached twin-digit home wins during each of coach Rick Stansbury's previous nine seasons at the MSU helm, last year's State squad surpassed the 13-home win seasons posted by Stansbury's 2000-01 (13-4) and 2001-02 (13-1) clubs at Humphrey Coliseum, as well as coach Babe McCarthy's 1961-62 (13-0) and 1957-58 (13-0) teams at the 'New Gym' (later called McCarthy Gym).

Having recently had their eight-game home winning streak snapped last week by Clemson, Mississippi State is now 112-26 (.812) overall at Humphrey Coliseum under Stansbury's direction, including a 53-19 (.736) SEC mark and a 59-7 (.894) record against non-conference opponents.

The Bulldogs have now compiled a 33-season composite record of 318-124 (.719) at "The Hump" since Mississippi State's basketball facility opened prior to the 1975-76 campaign.

## TRACKING THE BULLDOGS' HOME SUCCESS UNDER RICK STANSBURY'S GUIDANCE

<u>Season</u>	<u>Overall</u>		<u>SEC</u>		<u>Non-SEC</u>	
	<u>Record</u>	<u>Win %</u>	<u>Record</u>	<u>Win %</u>	<u>Record</u>	<u>Win %</u>
1998-99 .....	12-2	.857	6-2	.750	6-0	1.000
1999-00 .....	10-4	.714	4-4	.500	6-0	1.000
2000-01 .....	13-4	.765	6-2	.750	7-2	.778
2001-02 .....	13-1	.929	7-1	.875	6-0	1.000
2002-03 .....	12-2	.857	7-1	.875	5-1	.833
2003-04 .....	12-2	.857	6-2	.750	6-0	1.000
2004-05 .....	11-2	.846	6-2	.750	5-0	1.000
2005-06 .....	11-5	.688	5-3	.625	6-2	.750
2006-07 .....	16-3	.842	6-2	.750	10-1	.909
2007-08 .....	2-1	.667	0-0	.000	2-1	.667
10-Year Totals .....	112-26	.812	53-19	.736	59-7	.894

## MSTATE CLAIMS SEVENTH POSTSEASON BERTH IN NINE SEASONS

With last year's run to the national semifinals of the MasterCard NIT, the Mississippi State Bulldogs have made seven postseason tournament appearances (4 NCAA & 3 NIT) in the nine previous seasons under the guidance of 10th-year head basketball coach Rick Stansbury.

Prior to Stansbury's hiring as MSU's head coach in 1998, Mississippi State had made seven total postseason tournament appearances (4 NCAA & 3 NIT) in the 86 previous seasons of basketball competition. In addition to doubling the school's all-time postseason tournament appearances in just nine seasons at the State helm, the Bulldogs' recent run of four straight NCAA Tournament berths (2002-05) also doubled the prior school record of back-to-back NCAA appearances previously set in 1994-95 (Sweet 16) and 1995-96 (Final Four) by Richard Williams' MSU clubs.

All total in the 95 previous seasons of collegiate basketball competition at Mississippi State, the Bulldogs have now made 14 all-time postseason tournament appearances (8 NCAA & 6 NIT) with last year's sixth NIT berth in school history. MState has now compiled a 6-6 composite record in six NIT appearances (2007, 2001, 1999, 1994, 1990 & 1979). MSU has also put together a collective 10-8 record during eight all-time appearances in the NCAA Tournament, including four straight NCAA tourney showings (2002-05) under Stansbury's guidance.

## MISSISSIPPI STATE'S ALL-TIME POSTSEASON TOURNAMENT APPEARANCES (14)

<u>Season</u>	<u>Coach</u>	<u>Overall Record</u>	<u>SEC Record</u>	<u>SEC Finish</u>	<u>Final Rankings</u>	<u>Postseason</u>
2006-07	Stansbury	21-14 .600	8-8 .500	T-1st (West)		NIT Semifinals
2004-05	Stansbury	23-11 .676	9-7 .563	3rd (West)		NCAA 2nd Rnd
2003-04	Stansbury	26-4 .867	14-2 .875	1st	#8 AP/ #13 ESPN	NCAA 2nd Rnd
2002-03	Stansbury	21-10 .677	9-7 .563	1st (West)	#20 AP	NCAA 1st Rnd
2001-02	Stansbury	27-8 .771	10-6 .625	2nd (West)	#17 AP/ #21 ESPN	NCAA 2nd Rnd
2000-01	Stansbury	18-13 .581	7-9 .438	T-4th (West)		NIT Quarters
1998-99	Stansbury	20-13 .606	8-8 .500	T-3rd (West)		NIT 1st Rnd
1995-96	Williams	26-8 .765	10-6 .625	1st (West)	#19 AP/ #4 CNN	NCAA Final Four
1994-95	Williams	22-8 .733	12-4 .750	T-1st (West)	#18 AP/ #12 CNN	NCAA Sweet 16
1993-94	Williams	18-11 .621	9-7 .563	3rd (West)		NIT 1st Rnd
1990-91	Williams	20-9 .690	13-5 .722	T-1st	#21 AP/ #18 UPI	NCAA 1st Rnd
1989-90	Williams	16-14 .533	7-11 .389	T-8th		NIT 2nd Rnd
1978-79	Hatfield	19-9 .679	11-7 .611	T-3rd		NIT 1st Rnd
1962-63	McCarthy	22-6 .786	12-2 .857	1st	#6 AP/ #7 UPI	NCAA (1stR-Cons.)

## PRESEASON BULLDOG BASKETBALL NOTEBOOK

♦ Having featured but two seniors, two juniors, five sophomores and four freshmen a year ago, Mississippi State's talented collection of nine underclassmen combined to contribute 73 percent of the team's scoring, 69 percent of the rebounding, 88 percent of the assists and 76 percent of the club's minutes played during the 2006-07 season.

♦ Scheduled to meet Pennsylvania-based Lafayette College at Jackson's Mississippi Coliseum on Jan. 5, this season marks the fourth consecutive year, and the sixth time since 1998-99, that the Bulldogs will have played a basketball game in Mississippi's capital city during the 10 seasons in which Rick Stansbury has been at the State coaching helm.

♦ Since inter-divisional league play began in 1991-92, the Bulldogs are 89-78 versus the SEC West (57-23 at home & 27-53 on the road) and 52-64 against the SEC East (30-18 at home & 14-34 on the road)... In SEC Tournaments since 1991-92, MSU is 5-2 versus the SEC West and 8-12 against the SEC East... During the Rick Stansbury era of Bulldog basketball, Mississippi State is 55-41 against the SEC West and 29-36 versus the SEC East.

♦ During the Rick Stansbury era of Mississippi State hoops, the Bulldogs are: 148-23 when leading at halftime (16-6 last year); 131-28 when shooting 45% or better from the field (15-4); 151-46 when the opposition shoots less than 45% from the field (17-10); 154-61 when out-rebounding (or tying) the opponent (17-3); and 116-20 when holding the opposition to 65 points or less (9-3)... Also during the Stansbury era, State is: 112-26 at Humphrey Coliseum (53-19 vs. SEC teams & 59-7 vs. non-SEC teams); 103-28 overall vs. non-SEC opponents; 35-10 during November games; and 56-10 during December games.

♦ With a composite overall record of 135-63 (.682) during the past six-plus seasons combined, the Bulldogs of Mississippi State currently rank tied for 29th nationally with North Carolina and Saint Joseph's (and third among SEC teams behind Kentucky and Florida) among the winningest NCAA Division I men's basketball programs dating back to the 2001-02 season, according to STATS, Inc., out of Chicago.

♦ Ranking third in the SEC in scoring offense a year ago (76.9 ppg; behind Tennessee and Florida) for all games and second (75.7 ppg) behind only Tennessee for conference games only, the 2006-07 Bulldogs averaged as many as 76.9 points per game for only the second time in the last 15 years (MSU's 2003-04 SEC championship team averaged a league-best 77.3 points per game)... Last year's MSU club averaged nearly nine points more per game than State's 2005-06 squad (68.1 ppg).

♦ Having finished the 2006-07 regular-season slate ranked third in the SEC in both assist/turnover ratio (1.23) and turnover margin (+2.00) for conference games only, the Bulldogs' season-ending league rankings in turnover margin (5th; +0.31) and assist/turnover ratio (6th; 1.04) for all games a year ago were dramatically improved over their last-place team marks of -3.33 turnover margin and 0.63 assist/turnover ratio compiled in 2005-06.

## GAME #1 RECAP

### MSU 75, LOUISIANA TECH 45 Nov. 10, 2007 • STARKVILLE, MS

The Bulldogs tipped off their 96th season of collegiate basketball competition by cruising to a 75-45 home triumph over Louisiana Tech at MSU's Humphrey Coliseum.

With MSU (1-0) trailing by four points (10-6) eight minutes into the contest, Charles Rhodes' back-to-back dunks helped spark the Bulldogs on a 24-4 run over the final nine minutes of the opening half to give the home team a comfortable 30-14 halftime advantage. The sluggish first half of play saw MState shoot just 32 percent from the field, while Louisiana Tech (0-1) struggled at 22 percent field-goal shooting.

The homestanding Bulldogs continued to remain in control during the second stanza, building a 20-point lead (37-17) by the 16:31 mark. With the visitors getting no close than 18 points (49-31 with 12:21 left) the rest of the way, the cushion increased to 30 points (61-31) by the 7:26 mark and ballooned to as many as 36 points (75-39) before MSU settled for the 30-point triumph. Five years ago in the last meeting between the two teams, MState pounded out an equally convincing 78-38 home victory over LTU.

While moving to 9-1 in season home openers during the Rick Stansbury era, the Bulldogs extended their home winning streak to eight consecutive games dating back to this past February. During that stretch, MSU's average margin of victory has been 20.1 points per home triumph.

Jamont Gordon paced four double-figure State scorers with a game-high 21 points. Charles Rhodes followed with 17 points, while Barry Stewart notched his first career double-double with 13 points and a career-high 11 rebounds. Kyle Gibson topped the visitors with his own double-double of 15 points and 15 boards.

#### LOUISIANA TECH (0-1)

Player	FG	3FG	FT	RB	PF	PT	A	Min
Rogers	1-4	0-0	0-0	9	3	2	1	21
Smith	3-11	0-0	0-0	7	1	6	0	29
Washington	2-6	1-3	0-0	3	1	5	1	31
Clark	2-4	2-3	0-0	3	0	6	2	14
Gibson	4-14	2-7	5-10	15	2	15	2	36
Loe	2-7	0-1	0-0	2	2	4	1	24
Mims	0-0	0-0	0-0	1	3	0	0	9
Lathan	1-10	1-5	0-0	3	3	3	0	20
Tims	2-6	0-1	0-0	4	3	4	0	16
Team				5				
TOTALS	17-62	6-20	5-10	52	18	45	7	200

#### MISSISSIPPI STATE (1-0)

Player	FG	3FG	FT	RB	PF	PT	A	Min
Rhodes	8-17	0-0	1-4	7	2	17	2	27
Varnado	1-5	0-0	2-2	5	1	4	0	26
Hansbrough	3-8	3-6	2-2	3	1	11	3	27
Stewart	5-10	1-5	2-3	11	2	13	3	26
Gordon	7-14	3-7	4-4	5	1	21	3	29
R. Johnson	0-2	0-0	0-0	1	1	0	0	4
Begley	0-1	0-0	0-0	0	0	0	0	1
Lupe	0-0	0-0	0-0	0	0	0	0	1
Bryant	0-0	0-0	0-0	0	0	0	0	1
Benock	1-3	1-3	0-0	1	1	3	0	11
B. Johnson	1-3	0-1	2-3	2	2	4	0	11
Augustus	0-2	0-2	0-0	2	1	0	0	9
Turner	0-3	0-1	0-0	4	1	0	2	18
Bolen	0-0	0-0	0-0	1	0	0	0	1
Bailey	1-3	0-0	0-2	1	0	2	0	8
Team				3				
TOTALS	27-71	8-25	13-20	46	13	75	13	200

Halftime: MSU 30, LTU 14. FG%: MSU 38.0%, LTU 27.4%. 3FG%: MSU 32.0%, LTU 30.0%. FT%: MSU 65.0%, LTU 50.0%. Turnovers: MSU 4 (Gordon 2), LTU 22 (Clark 4). Blocked Shots: MSU 10 (Varnado 6), LTU 3 (Gibson 2). Steals: MSU 6 (Gordon, Turner 2), LTU 3 (Rogers 2). Officials: Ted Valentine, Rick Crawford, Eugene Jr. Crawford. Attendance: 10,153.

## GAME #2 RECAP

### CLEMSON 84, MSU 82 Nov. 15, 2007 • STARKVILLE, MS

The Bulldogs had their eight-game home winning streak snapped by dropping a hard-fought 84-82 home decision to reigning NIT runner-up Clemson at MSU's Humphrey Coliseum.

The visiting Tigers (2-0) led for most of the opening 20 minutes of play. Following a second tie (13-13) nine minutes into the contest, Clemson scored eight unanswered points to take an eight-point lead (21-13) with 9:18 remaining in the half. The Bulldogs (1-1) would cut the deficit to two points (23-21) two minutes later, but Clemson responded with a dunk and a 3-pointer to re-establish control of the game and go on to take a 39-32 halftime advantage.

The visitors continued to maintain the lead for the opening 11 minutes of the second stanza, before MSU went on a 9-0 run midway through the half to take a 54-52 lead on a Charles Rhodes dunk at the 8:17 mark. Seven lead changes and two ties ensued over the next four minutes.

Back-to-back dunks by Brian Johnson gave MState its final lead (71-70) with 2:23 left in the contest. A 3-pointer by Clemson's K.C. Rivers at the 1:11 mark was answered by a Barry Stewart trey with 43 seconds left to cut MSU's deficit to two points (78-76). However, Tiger freshman guard Demontez Stitt sealed the two-point Clemson victory with 6-of-6 free-throw shooting over the final 26 seconds.

Though Clemson struggled with 34-percent shooting from the field, State did not help its own cause with just 61-percent accuracy from the line.

Jamont Gordon led all scorers with 23 points and added a dozen rebounds to record his 11th career double-double for the Bulldogs. Rhodes tossed in 17 points despite first-half foul trouble. Rivers and freshman Terrence Oglesby paced the winners with 17 points each, while all-America candidate James Mays totaled 14 points, 11 rebounds and four assists.

#### CLEMSON (2-0)

Player	FG	3FG	FT	RB	PF	PT	A	Min
Rivers	5-14	3-4	4-4	7	2	17	1	30
Mays	5-13	0-1	4-8	11	4	14	4	34
Booker	2-4	0-0	0-0	6	4	4	0	17
Stitt	0-9	0-2	8-8	2	2	8	3	26
Hammonds	5-11	2-5	1-2	6	1	13	5	35
Sykes	2-6	0-0	0-2	3	2	4	0	15
Potter	0-1	0-0	2-2	0	3	2	0	11
Oglesby	4-9	3-7	6-9	1	1	17	1	19
Perry	0-0	0-0	0-0	0	0	0	0	1
Powell	0-2	0-2	0-0	0	0	0	0	2
Grant	1-1	0-0	3-3	1	3	5	0	10
Team				5				
TOTALS	24-70	8-21	28-38	42	22	84	14	200

#### MISSISSIPPI STATE (1-1)

Player	FG	3FG	FT	RB	PF	PT	A	Min
Rhodes	7-12	0-0	3-7	6	3	17	1	25
Varnado	3-7	0-0	1-2	12	5	7	0	27
Hansbrough	1-4	1-4	3-4	2	4	6	3	37
Stewart	3-10	2-6	4-4	6	5	12	2	36
Gordon	7-16	3-9	6-10	12	4	23	3	33
Benock	0-3	0-3	0-0	0	0	0	0	5
B. Johnson	4-4	0-0	2-2	3	2	10	0	19
Turner	2-6	1-2	0-2	4	3	5	1	15
Bailey	1-2	0-0	0-0	1	2	2	0	3
Team				5				
TOTALS	28-64	7-24	19-31	51	28	82	10	200

Halftime: CU 39, MSU 32. FG%: MSU 43.8%, CU 34.3%. 3FG%: MSU 29.2%, CU 38.1%. FT%: MSU 61.3%, CU 73.7%. Turnovers: MSU 19 (Gordon 6), CU 13 (Stitt 5). Blocked Shots: MSU 10 (Varnado 6), CU 3 (Booker 2). Steals: MSU 5 (Stewart 2), CU 9 (Rivers 3). Officials: Karl Hess, Tom Eades, Mike Eades. Technicals: MSU Bench. Attendance: 9,950.

## GAME #3 RECAP

### MSU 86, UT MARTIN 70 Nov. 17, 2007 • STARKVILLE, MS

The Bulldogs wrapped up their season-opening, three-game homestand by claiming an 86-70 victory over UT Martin at MSU's Humphrey Coliseum.

MState (2-1) scored the first dozen points of the contest before UT Martin's Lester Hudson gave the visiting Skyhawks (2-3) their first points of the game with a 3-pointer at the 15:34 mark of the opening period. UTM cut the deficit to four points (12-8) soon thereafter and kept the contest to within single digits until the 5:34 mark when Ben Hansbrough connected on a 3-pointer to give MSU an 11-point lead (32-21).

The Bulldogs increased their lead to 16 points (39-23) with 3:03 left in the half before settling for a 41-30 halftime advantage. State's Charles Rhodes tallied 15 first-half points on 7-of-8 shooting to lead the way for the home team.

MSU maintained its double-figure lead throughout the second stanza, stretching the comfortable margin to as many as 27 points over the final minutes before coming away with the 16-point triumph.

The Bulldogs shot 55 percent from the field for the game, including 10-of-22 (46%) treys. In the second half, MSU picked up the pace in shooting 65 percent (17-26 FGs) overall and connecting on 5-of-9 second-half trey attempts. Defensively, MState limited the Skyhawks to just 32-percent field-goal shooting and had nine blocked shots for the contest.

Hansbrough paced four double-digit State scorers with 20 points on 4-of-6 triples. Hudson and Marquis Weddle led the visitors with 27 and 24 points, respectively.

#### UT MARTIN (2-3)

Player	FG	3FG	FT	RB	PF	PT	A	Min
Hay	0-0	0-0	0-0	0	3	0	0	14
Irrarrazabal	0-2	0-0	0-0	3	1	0	0	16
Wright	1-8	1-4	0-0	0	3	3	0	22
Weddle	10-23	4-10	0-1	2	2	24	3	35
Hudson	9-22	4-12	5-5	11	4	27	4	39
Riedewald	1-1	0-0	0-0	2	3	2	1	18
Simmons	0-1	0-0	2-2	1	2	2	0	2
Robinson	4-16	2-8	0-2	11	1	10	1	30
Pearson	0-3	0-1	2-4	4	0	2	1	16
Bailey	0-2	0-1	0-0	2	2	0	1	8
Team				2				
TOTALS	25-78	11-36	9-14	38	21	70	11	200

#### MISSISSIPPI STATE (2-1)

Player	FG	3FG	FT	RB	PF	PT	A	Min
Rhodes	7-9	0-0	1-2	5	3	15	2	24
Varnado	4-4	0-0	0-0	16	1	8	1	27
Hansbrough	6-8	4-6	4-4	5	2	20	3	25
Stewart	3-12	0-4	3-4	4	1	9	4	26
Gordon	4-8	2-4	0-1	4	1	10	6	29
R. Johnson	1-3	0-0	0-0	0	0	2	0	6
Begley	0-0	0-0	0-0	1	1	0	0	2
Lupe	0-0	0-0	0-0	0	0	0	0	1
Bryant	1-1	0-0	0-1	1	0	2	0	1
Benock	3-3	3-3	1-2	2	0	10	4	15
B. Johnson	0-3	0-1	0-0	4	0	0	0	12
Augustus	0-1	0-0	0-0	0	2	0	0	7
Turner	2-6	1-4	1-2	0	1	6	1	16
Bolen	0-0	0-0	0-0	0	1	0	0	1
Bailey	2-2	0-0	0-0	2	1	4	0	8
Team				6				
TOTALS	33-60	10-22	10-16	50	14	86	21	200

Halftime: MSU 41, UTM 30. FG%: MSU 55.0%, UTM 32.1%. 3FG%: MSU 45.5%, UTM 30.6%. FT%: MSU 62.5%, UTM 64.3%. Turnovers: MSU 25 (Rhodes, Stewart 4), UTM 14 (Robinson 5). Blocked Shots: MSU 9 (Rhodes, Varnado 3), UTM 1 (Robinson 1). Steals: MSU 6 (Stewart 2), UTM 9 (Hudson 3). Officials: Mike Stuart, Brent Barnaky, Everett Summers. Attendance: 9,950.



## 2007-08

### PRESEASON SEC MEDIA POLL

#### EASTERN DIVISION

1. Tennessee* (30).....	180
2. Kentucky .....	142
3. Florida .....	103
4. Vanderbilt .....	98
5. Georgia .....	69
6. South Carolina .....	38

#### WESTERN DIVISION

1. Arkansas (18).....	168
2. Mississippi State (10) .....	148
3. Alabama (1) .....	111
4. Auburn (1) .....	94
5. LSU .....	63
6. Mississippi.....	46

*First-place votes are listed in parentheses;*

*\* - Unanimous selection*

*SEC Champion: Tennessee (28); Miss. State (2)*

#### FIRST TEAM PRESEASON ALL-SEC

Richard Hendrix, Alabama

Patrick Beverley, Arkansas

Jamont Gordon, Mississippi State (2)

Chris Lofton, Tennessee (27)

Shan Foster, Vanderbilt

#### SECOND TEAM PRESEASON ALL-SEC

Steven Hill, Arkansas

Charles Rhodes, Mississippi State

Tasmin Mitchell, LSU

Dwayne Curtis, Mississippi

Tyler Smith, Tennessee (1)

*Player of the Year votes are listed in parentheses.*

## 2007-08

### PRESEASON COACHES ALL-SEC

#### FIRST TEAM PRESEASON ALL-SEC

Richard Hendrix, Alabama#

Patrick Beverley, Arkansas

Ramel Bradley, Kentucky

Tasmin Mitchell, LSU#

Jamont Gordon, Mississippi State#

Charles Rhodes, Mississippi State

Chris Lofton, Tennessee#

Shan Foster, Vanderbilt#

#### SECOND TEAM PRESEASON ALL-SEC

Alonzo Gee, Alabama

Steven Hill, Arkansas

Charles Thomas, Arkansas

Sonny Weems, Arkansas

Marreese Speights, Florida

Sundiata Gaines, Georgia

Joe Crawford, Kentucky

Dwayne Curtis, Mississippi

JaJuan Smith, Tennessee

Tyler Smith, Tennessee

*# - Unanimous Selection; Ties are not broken*

## 2007-08 MISSISSIPPI STATE UNIVERSITY BULLDOGS

<u>No</u>	<u>NAME</u>	<u>Pos</u>	<u>Ht</u>	<u>Wt</u>	<u>Cl</u>	<u>Exp</u>	<u>HOMETOWN (PREVIOUS SCHOOL)</u>
2	Ravern Johnson	G/F	6-7	175	Fr.	HS	Lyon, MS (Coahoma County HS)
3	Billy Begley	G	6-1	190	Sr.	3L	Henderson, KY (Notre Dame Prep [MA])
10	Joseph Iupe	G	6-1	160	So.	1L	Madison, MS (Madison Central HS)
11	Ben Hansbrough	G	6-3	205	So.	1L	Poplar Bluff, MO (Poplar Bluff HS)
14	Rod Bryant	G	6-1	165	Fr.	HS	Birmingham, AL (G.W. Carver HS)
15	Riley Benock	G	6-4	180	Fr.	HS	Battletown, KY (Meade County HS)
21	Brian Johnson	F/C	6-9	245	Jr.	TR	Laurinburg, NC (Univ. of Louisville)
22	Barry Stewart	G	6-2	170	So.	1L	Shelbyville, TN (Shelbyville Central HS)
23	Charles Rhodes	F/C	6-8	245	Sr.	3L	Jackson, MS (Lanier HS)
24	Kodi Augustus	F	6-8	220	Fr.	PS	Baton Rouge, LA (Maine Central Inst.)
25	Phil Turner	G	6-3	170	Fr.	RS	Grenada, MS (Grenada HS)
32	Jarvis Varnado	F/C	6-9	210	So.	1L	Brownsville, TN (Haywood HS)
33	Brandon Bolen	G	6-3	195	Fr.	HS	Madison, MS (Madison-Ridgeland Acad.)
44	Jamont Gordon	G/F	6-4	230	Jr.	2L	Nashville, TN (Oak Hill Academy [VA])
45	Elgin Bailey	F/C	6-8	265	Fr.	HS	New Orleans, LA (Belaire HS)

Head Coach: Rick Stansbury (Campbellsville, 1982 - 10th year)

Asst. Coach: Robert Kirby (Pan American, 1983 - 10th year)

Asst. Coach: Phil Cunningham (Campbellsville, 1990 - 8th year)

Asst. Coach: Marcus Grant (Mississippi State, 1995 - 4th year)

Coord. of BB Ops: Talvis Franklin (Miss. State, 2007 - 1st year)

#### PRONUNCIATION GUIDE

Riley Benock: BEE-knock

Ben Hansbrough: HANDS-bro

Joseph Iupe: Eye-YOOP

Ravern Johnson: Ray-VERN

Jarvis Varnado: Vur-NAR-doe

### MISSISSIPPI STATE BASKETBALL ROSTER BREAKDOWN

#### By Class:

<i>Seniors</i>	<i>Juniors</i>	<i>Sophomores</i>	<i>Freshmen</i>
Begley	Gordon	Hansbrough	Augustus
Rhodes	B. Johnson	Iupe	Bailey
		Stewart	Benock
		Varnado	Bolen
			Bryant
			R. Johnson
			Turner

#### By State/Country:

Mississippi (5): Bolen, Iupe, R. Johnson, Rhodes, Turner  
Tennessee (3): Gordon, Stewart, Varnado  
Kentucky (2): Begley, Benock  
Louisiana (2): Augustus, Bailey  
Alabama (1): Bryant  
Missouri (1): Hansbrough  
North Carolina (1): B. Johnson

### 2007-08 PRESEASON MISSISSIPPI STATE BASKETBALL HONORS

#### JAMONT GORDON

*John R. Wooden Award Candidate*

*Naismith Trophy Candidate*

*Bob Cousy Award Candidate*

*First-team All-American (Rivals.com)*

*All-America Team (CollegeInsider.com)*

*Third-team All-American (Athlon Sports)*

*Third-team All-American (Collegehoops.net)*

*Nation's No. 1 Point Guard (Rivals.com)*

*Nation's Top Penetrator (Rivals.com)*

*Nation's No. 2 Shooting Guard (Lindy's)*

*Nation's No. 3 Slasher (Athlon Sports)*

*Consensus First-team All-SEC*

*SEC's Best Athlete (Sporting News Yearbook)*

*SEC's Best Penetrator (Sporting News Yearbook)*

*SEC's Most Versatile Player (Lindy's)*

#### CHARLES RHODES

*Honorable Mention All-American (Athlon Sports)*

*Nation's No. 8 Post Man (Athlon Sports)*

*Nation's No. 15 Center (Collegehoops.net)*

*Nation's No. 22 Center (Lindy's)*

*First-team All-SEC (Coaches poll)*

*Second-team All-SEC (Media poll)*

#### MISSISSIPPI STATE TEAM

*No. 17 (Rivals.com)*

*No. 23 (Collegehoops.net)*

*No. 25 (ESPN.com/Dick Vitale)*

*No. 30 (CBS Sportsline College Preview)*

## MISSISSIPPI STATE HEAD BASKETBALL COACH RICK STANSBURY

Now in his 10th season as head coach of the Mississippi State Bulldogs, Rick Stansbury currently stands just five victories shy of passing his former mentor **Richard Williams** in becoming the all-time winningest basketball coach in school history. Stansbury previously spent eight seasons on Williams' State staff prior to being named his successor in 1998.

In his 19th season overall with the MSU hoops program, Stansbury has now been associated with 11 postseason tournament teams (7 NCAA & 4 NIT), two SEC Tournament title clubs and six regular-season league/divisional championship squads. With career head coaching records of 187-105 (.640) overall and 75-69 (.521) in SEC games, Stansbury trails only Williams (191-163; 1987-98) on the school's all-time lists for career games coached and career coaching victories.

During his nine-plus seasons at the Mississippi State helm, Stansbury has doubled the school's all-time postseason tournament appearances from seven to 14 with four consecutive NCAA Tournament berths (2002-05) along with last year's third NIT showing (2007, '01 & '99). With six 20-win seasons under Stansbury's guidance, MSU has also claimed an overall SEC championship (2004), three SEC West crowns (2007, '04 & '03) and an SEC Tournament title (2002) over the past six seasons.

With his 2006-07 MSU team securing the school's seventh postseason tournament appearance (4 NCAA & 3 NIT) in his first nine seasons at the State helm, Stansbury most recently guided the 21-14 Bulldogs to a berth in last year's NIT Semifinals as well as a third SEC West title in the last five years.

Three years ago in 2004-05, Stansbury further extended all-time school marks by directing the 23-11 Bulldogs to a fourth consecutive NCAA Tournament appearance as well as a fourth straight 20-win season. Prior to the current decade, the Bulldogs had neither previously reached 20 wins in three straight seasons, made four consecutive postseason tournaments nor earned three straight NCAA Tournament berths in the program's basketball history.

During the 2003-04 season, Stansbury guided State to its first outright SEC title since 1962-63 with a 14-2 league mark en route to posting a 26-4 overall record (12-0 on the road) and earning a school-first third straight NCAA Tournament appearance. In doing so, Stansbury was named The Associated Press SEC Coach of the Year, while earning district coaching honors from both the National Association of Basketball Coaches and United States Basketball Writers Association. He piloted the 21-10 Bulldogs to an NCAA Tournament berth in 2002-03 after advancing to the title game of the SEC Tournament for a second consecutive year.

In his rookie season at the Bulldog helm (1998-99), Stansbury became the school's all-time winningest first-year head basketball coach (20-13). During the 2001-02 season, he directed MSU to a school-record 27 wins, including an SEC Tournament title and NCAA appearance.

Previously as an eight-year assistant/associate head coach on Williams' staff, Stansbury played an integral role in helping guide Mississippi State University to three NCAA Tournaments, including a Final Four berth in 1996 and Sweet 16 showing in 1995, one NIT appearance (1994), one SEC Tournament title (1996), one regular-season SEC overall co-championship (1991), and back-to-back SEC Western Division crowns in 1995 and 1996.

Prior to his move to Starkville, Stansbury served a six-year stint (1985-90) as an assistant coach at Austin Peay State. Born in Louisville, Ky., and raised in Brandenburg, Ky., he is a 1982 graduate of Campbellsville (Ky.) College and was inducted into his alma mater's Athletic Hall of Fame in 2003. Stansbury then went on to earn a master's degree in 1984 from Cumberland (Ky.) College. Stansbury, 47, is married to the former Meo Mellen of Roanoke, Va., and they are the proud parents of three sons - Isaac, 7, Noah, 5, and Luke, 3.

### RICK STANSBURY'S CAREER RECORD AS AN ASSISTANT COACH

<u>Season (School)</u>	<u>W-L</u>	<u>Pct.</u>	<u>Postseason Highlights</u>	<u>Conference Highlights</u>
1981-82 (Campbellsville)	12-13	.480		
1983-84 (Cumberland)	31-5	.861	NAIA Tourney (2nd Round)	Won KMAC Tourney championship
<b>2-year NAIA totals</b>	<b>43-18</b>	<b>.705</b>	<b>Also helped Campbellsville to NAIA Tourney as a senior (1980-81)</b>	
1984-85 (Austin Peay)	8-19	.296		
1985-86 (Austin Peay)	14-14	.500		
1986-87 (Austin Peay)	20-12	.625	NCAA Tourney (2nd Round)	Won OVC Tourney championship
1987-88 (Austin Peay)	17-13	.567	OVC Tourney runners-up	T-3rd in OVC with 10-4 record
1988-89 (Austin Peay)	18-12	.600	OVC Tourney runners-up	3rd in OVC with 8-4 record
1989-90 (Austin Peay)	10-19	.345		
<b>6-year APSU totals</b>	<b>87-89</b>	<b>.494</b>	<b>1 NCAA bid; 1 OVC tourney title &amp; 2 OVC trny runner-up finishes</b>	
1990-91 (Miss. State)	20-9	.690	NCAA Tourney (1st Round)	T-1st in SEC with 13-5 record
1991-92 (Miss. State)	15-13	.536		
1992-93 (Miss. State)	13-16	.448		
1993-94 (Miss. State)	18-11	.621	NIT (1st Round)	3rd in SEC West with 9-7 record
1994-95 (Miss. State)	22-8	.733	NCAA Sweet 16	T-1st in SEC West with 12-4 record
1995-96 (Miss. State)	26-8	.765	NCAA Final Four	1st in SEC West; Won SEC Trny title
1996-97 (Miss. State)	12-18	.400		
1997-98 (Miss. State)	15-15	.500		
<b>8-year MSU totals</b>	<b>141-98</b>	<b>.590</b>	<b>3 NCAA &amp; 1 NIT; 1 SEC Tourney title; 3 reg-season league titles</b>	
<b>14-year NCAA totals</b>	<b>228-187</b>	<b>.549</b>	<b>4 NCAA &amp; 1 NIT; 2 league trny titles; 3 reg-season league titles</b>	
<b>16-year overall totals</b>	<b>271-205</b>	<b>.569</b>	<b>4 NCAA, 1 NIT &amp; 1 NAIA Tournament berths; 3 league trny titles</b>	

### RICK STANSBURY'S CAREER RECORD AS MSU HEAD COACH

<u>Season</u>	<u>Overall</u>	<u>SEC/Finish</u>	<u>Postseason Highlights</u>	<u>Conference Highlights</u>
1998-99 (MSU)	20-13 .606	8-8/t-3rd (W)	NIT (1st Round)	Semis of SEC Tournament
1999-00 (MSU)	14-16 .467	5-11/t-5th (W)		
2000-01 (MSU)	18-13 .581	7-9/t-4th (W)	NIT (Quarterfinals)	
2001-02 (MSU)	27-8 .771	10-6/2nd (W)	NCAA Tourney (2nd Round)	2nd in SEC West; Won SEC Trny title
2002-03 (MSU)	21-10 .677	9-7/1st (W)	NCAA Tourney (1st Round)	1st in SEC West; Finals of SEC Tourney
2003-04 (MSU)	26-4 .867	14-2/1st	NCAA Tourney (2nd Round)	1st in SEC; 1st in SEC West
2004-05 (MSU)	23-11 .676	9-7/3rd (W)	NCAA Tourney (2nd Round)	4th straight winning season in SEC play
2005-06 (MSU)	15-15 .500	5-11/4th (W)		
2006-07 (MSU)	21-14 .600	8-8/t-1st (W)	NIT (Semifinals)	T-1st in SEC West; Semis of SEC Trny
2007-08 (MSU)	2-1 .667			
<b>10-year totals</b>	<b>187-105 .640</b>	<b>75-69 (.521)</b>	<b>4 NCAA &amp; 3 NIT; 1 SEC title; 3 SEC West titles; 1 SEC tourney title</b>	

### RICK STANSBURY'S CAREER RECORD AS A COLLEGIATE COACH

<b>18-year MSU totals</b>	<b>328-203</b>	<b>.618</b>	<b>7 NCAA &amp; 4 NIT; 2 SEC &amp; 5 SEC West titles; 2 SEC Tourney titles</b>	
<b>24-year NCAA totals</b>	<b>415-292</b>	<b>.587</b>	<b>8 NCAA &amp; 4 NIT; 2 SEC &amp; 5 SEC West titles; 3 league tourney titles</b>	
<b>26-year overall totals</b>	<b>458-310</b>	<b>.596</b>	<b>8 NCAA, 4 NIT &amp; 1 NAIA Trny; 2 SEC/5 West titles; 4 league trny titles</b>	

## MSU COACHING LEADERS

### OVERALL COACHING WINS

<u>Coach (Tenure)</u>	<u>Record</u>
1. Richard Williams (1987-98)	191-163
2. Rick Stansbury (1999-present)	187-105
3. Babe McCarthy (1956-65)	169-85
4. E.C. Hayes (1912-24)	124-54
5. Kermit Davis (1971-77)	91-91
6. Stanfield Hitt (1940-47)	68-69
7. Paul Gregory (1948-55)	58-100
8. Bob Boyd (1982-86)	55-87
9. Joe Dan Gold (1966-70)	51-74
10. Frank Carideo (1936-39)	43-39

### OVERALL WINNING PERCENTAGE

<u>Coach (Tenure)</u>	<u>Pct.</u>	<u>W-L</u>
1. E.C. Hayes (1912-24)	.697	124-54
2. Bernie Bierman (1926-27)	.674	31-15
3. Ron Greene (1978)	.667	18-9
4. Babe McCarthy (1956-65)	.665	169-85
5. Rick Stansbury (1999-present)	.640	187-105
6. K.P. Gatchell (1925)	.609	14-9
7. Edwin Hale (1934-35)	.541	20-17
8. Richard Williams (1987-98)	.540	191-163
9. Frank Carideo (1936-39)	.524	43-39
10. Kermit Davis (1971-77)	.500	91-91
T.H. Werner (1909)	.500	5-5

### OVERALL GAMES COACHED

<u>Coach (Tenure)</u>	<u>GC</u>	<u>Record</u>
1. Richard Williams (1987-98)	354	191-163
2. Rick Stansbury (1999-present)	292	187-105
3. Babe McCarthy (1956-65)	254	169-85
4. Kermit Davis (1971-77)	182	91-91
5. E.C. Hayes (1912-24)	178	124-54
6. Paul Gregory (1948-55)	158	58-100
7. Bob Boyd (1982-86)	142	55-87
8. Stanfield Hitt (1940-47)	137	68-69
9. Joe Dan Gold (1966-70)	125	51-74
10. Ray G. Dauber (1928-33)	90	37-53

### SEC COACHING WINS

<u>Coach (Tenure)</u>	<u>Record</u>
1. Richard Williams (1987-98)	89-113
2. Babe McCarthy (1956-65)	88-54
3. Rick Stansbury (1999-present)	75-69
4. Kermit Davis (1971-77)	44-82
5. Stanfield Hitt (1940-47)	41-55
6. Paul Gregory (1948-55)	33-83
7. Joe Dan Gold (1966-70)	32-56
8. Bob Boyd (1982-86)	29-61
9. Frank Carideo (1936-39)	27-31
10. Jim Hatfield (1979-81)	21-33

### SEC WINNING PERCENTAGE

<u>Coach (Tenure)</u>	<u>Pct.</u>	<u>W-L</u>
1. Ron Greene (1978)	.722	13-5
2. Babe McCarthy (1956-65)	.620	88-54
3. Rick Stansbury (1999-present)	.521	75-69
4. Frank Carideo (1936-39)	.466	27-31
5. Richard Williams (1987-98)	.441	89-113
6. Stanfield Hitt (1940-47)	.427	41-55
7. Edwin Hale (1934-35)	.409	9-13
8. Jim Hatfield (1979-81)	.389	21-33
9. Joe Dan Gold (1966-70)	.364	32-56
10. Kermit Davis (1971-77)	.349	44-82



# **MISSISSIPPI STATE SUPERLATIVES DURING RICK STANSBURY ERA (1998-2007)**

## **TEAM SUPERLATIVES**

**Most Points Scored (Game):**  
107 vs Arkansas-Pine Bluff (11-23-99)

**Most Points Scored (SEC Game):**  
105 vs Auburn (3-2-04)

**Most Points Scored (1st Half):**  
56 vs Alabama A&M (12-2-02)

**Most Points Scored (1st Half-SEC Game):**  
53 vs Auburn (3-2-04)

**Most Points Scored (2nd Half):**  
61 vs Nicholls State (11-21-04)

**Most Points Scored (2nd Half-SEC Game):**  
56 vs Auburn (1-20-07)

**Largest Winning Margin (Game):**  
+52 vs Ark.-Pine Bluff [105-53] (11-17-98)

**Largest Winning Margin (SEC Game):**  
+37 vs Auburn [90-53] (1-5-05)

**Largest Losing Margin (Game):**  
-49 at Alabama [98-49] (1-18-05)

**Largest Losing Margin (SEC Game):**  
-49 at Alabama [98-49] (1-18-05)

**Most Field Goals Made (Game):**  
45 vs ULM (12-15-01) & Nicholls (11-17-01)

**Most Field Goals Made (SEC Game):**  
40 vs Auburn (3-2-04)

**Most Field Goal Attempts (Game):**  
83 vs Mississippi Valley State (11-21-00)

**Most Field Goal Attempts (SEC Game):**  
78 vs Kentucky (2-10-01)

**Highest Field-Goal Percentage (Game):**  
66.0 [33-50] vs Nicholls (11-11-06)

**Highest Field-Goal Percentage (SEC Game):**  
62.7 [32-51] vs LSU (1-26-02)

**Highest FG Pct. (One Half-Game):**  
72.2 [13-18] vs Mississippi-2ndH (3-14-03)

**Highest FG Pct. (One Half-SEC Game):**  
72.2 [13-18] vs Mississippi-2ndH (3-14-03)

**Most 3-pt Field Goals Made (Game):**  
14, 3 times (last: vs Santa Clara 12-3-05)

**Most 3-pt Field Goals Made (SEC Game):**  
14 vs Auburn (3-2-04) & Alabama (3-4-00)

**Most 3-pt Field Goal Attempts (Game):**  
35 vs Nicholls State (11-21-04)

**Most 3-pt Field Goal Attempts (SEC Game):**  
30, four times (last: vs Alabama 3-4-07)

**Most Free Throws Made (Game):**  
33 vs Ark. St. (12-8-01) & UL Laf. (12-28-00)

**Most Free Throws Made (SEC Game):**  
32 vs Arkansas (2-27-02) & Miss. (1-27-01)

**Most Free Throw Attempts (Game):**  
48 vs Arkansas-Little Rock (11-21-01)

**Most Free Throw Attempts (SEC Game):**  
45 vs Arkansas (2-27-02)

**Most Rebounds (Game):**  
75 vs Mississippi Valley State (11-21-00)

**Most Rebounds (SEC Game):**  
56 at Alabama (3-6-04)

**Most Offensive Rebounds (Game):**  
31 vs Mississippi Valley State (11-21-00)

**Most Offensive Rebounds (SEC Game):**  
29 at Ala. (3-6-04) & vs Ky. (2-10-01)

**Most Defensive Rebounds (Game):**  
44 vs Mississippi Valley State (11-21-00)

**Most Defensive Rebounds (SEC Game):**  
36 vs Arkansas (1-7-06) & Auburn (1-5-05)

**Largest Rebound Margin (Game):**  
+38 [59-21] vs Jacksonville St. (12-22-04)

**Largest Rebound Margin (SEC Game):**  
+25 [46-21] vs Arkansas (2-27-02)

**Most Assists (Game):**  
31 vs Louisiana-Monroe (12-15-01)

**Most Assists (SEC Game):**  
25 vs Alabama (3-4-07)

**Most Turnovers (Game):**  
29 vs Nicholls (11-11-06)

**Most Turnovers (SEC Game):**  
24, three times (last: at Florida 1-11-06)

**Fewest Turnovers (Game):**  
4 vs Louisiana Tech (11-10-07)

**Fewest Turnovers (SEC Game):**  
6 at Alabama (2-7-07)

**Most Blocked Shots (Game):**  
15 vs New Orleans (12-21-06)

**Most Blocked Shots (SEC Game):**  
12 vs Alabama (3-4-07) & Florida (2-1-05)

**Most Steals (Game):**  
20 vs Nicholls State (11-17-01)

**Most Steals (SEC Game):**  
15 vs Vanderbilt (2-5-03)

**Most Personal Fouls (Game):**  
30 vs South Carolina (2-16-00)

**Most Personal Fouls (SEC Game):**  
30 vs South Carolina (2-16-00)

## **MISC. TEAM STATS (ALL GMS)**

**Largest Lead Surrendered in Loss:**  
21 vs Northwestern St. [4 times] (11-26-05)

**Largest Halftime Lead Surrendered in Loss:**  
21 vs Northwestern St. [39-18] (11-26-05)

**Largest Deficit Overcome in Win:**  
20 vs Kentucky [30-10] (1-5-02)

**Largest Halftime Deficit Overcome in Win:**  
16 at Alabama [47-31] (3-6-04) &  
16 vs Kentucky [40-24] (1-5-02)

**Largest Lead at Any Time:**  
55 vs Ark.-Pine Bluff [103-48] (11-17-98)

**Largest Deficit at Any Time:**  
49 at Alabama [98-49] (1-18-05)

## **MISC. TEAM STATS (SEC GMS)**

**Largest Lead Surrendered in Loss:**  
17 vs Alabama [36-19] (1-15-03)

**Largest Halftime Lead Surrendered in Loss:**  
15 vs LSU [37-22] (2-13-02)

**Largest Deficit Overcome in Win:**  
20 vs Kentucky [30-10] (1-5-02)

**Largest Halftime Deficit Overcome in Win:**  
16 at Alabama [47-31] (3-6-04) &  
16 vs Kentucky [40-24] (1-5-02)

**Largest Lead at Any Time**  
39 vs Auburn [85-46] (2-16-02)

**Largest Deficit at Any Time**  
49 at Alabama [98-49] (1-18-05)

## **RECORD WHEN MSU...**

Leads at Halftime .....148-23

Trails at Halftime .....31-77

Is Tied at Halftime .....8-5

Shoots 45% or better from field .....131-28

Shoots less than 45% from field .....56-77

Opp. shoots less than 45% from field ..151-46

Opp. shoots 45% or better from field ...36-59

Outrebounds (or ties) the opponent ...154-61

Is outrebounded by the opponent .....33-44

Commits fewer TOs than opponent ...80-26

Commits more TOs than opponent .....89-74

Commits same # of TOs as opponent ...18-5

Wins the opening tip-off .....119-58

Loses the opening tip-off .....68-47

Holds opp. to 65 points or less .....116-20

Involved in gms W/L by 5 pts or less ...40-39

## **MSU'S RECORD IN...**

All Games .....187-105

Home Games .....112-26

Road Games .....39-56

Neutral-site Games .....36-23

Non-SEC Games .....103-28

Non-SEC Home Games .....59-7

Non-SEC Road Games .....17-6

Non-SEC Neutral-site Games .....27-15

SEC Regular-Season Games .....75-69

SEC Home Games .....53-19

SEC Road Games .....22-50

Games vs. SEC Western Division .....55-41

Games vs. SEC Eastern Division .....29-36

In-season Tournament Games .....14-10

SEC Tournament Games .....9-8

Postseason Tournament Games .....8-7

NCAA Tournament Games .....3-4

NIT (Postseason) Games .....5-3

Exhibition Games .....17-2

November Games .....35-10

December Games .....56-10

January Games .....33-36

February Games .....37-30

March Games .....26-19

Monday Games .....15-4

Tuesday Games .....14-12

Wednesday Games .....47-30

Thursday Games .....11-6

Friday Games .....10-5

Saturday Games .....83-39

Sunday Games .....7-9

Overtime Games .....9-7

Television Games .....80-69

Games vs. Ranked Opponents .....15-40

### ***LAST TIME AN MSU PLAYER...***

Scored 25 or more points in a game:  
26, Jamont Gordon vs. Kentucky (3-9-07)

Scored 27 or more points in a game:  
27, Jamont Gordon at Alabama (2-7-07)

Scored 28 or more points in a game:  
30, Winsome Frazier vs. UMKC (11-23-04)

Scored 31 or more points in a game:  
32, Mario Austin vs. Kentucky (1-5-02)

Scored 33 or more points in a game:  
35, Darryl Wilson vs. Alabama (3-4-95)

Scored 36 or more points in a game:  
36, Jeff Malone at Mississippi (2-19-83)

Scored 37 or more points in a game:  
39, Jeff Malone vs. Alabama (1-31-83)

Scored 40 or more points in a game:  
40, Rickey Brown vs. Auburn (3-7-77)

Scored 20+ points in two consecutive games:  
Jamont Gordon (21 vs. Louisiana Tech & 23 vs. Clemson, 2007-08)

Scored 20+ points in three consecutive games:  
Lawrence Roberts (25 vs. Virginia Tech; 22 vs. Jacksonville State; 25 vs. Florida A&M & 20 at Xavier, 2004-05)

Scored 20+ points in five consecutive games:  
Jeff Malone, 1982-83 (11 consecutive games)

Scored 30 or more points in back-to-back games:  
Jeff Malone (33 at LSU & 36 at Mississippi, 1982-83)

Scored 30+ points in three consecutive games:  
Jeff Malone (33 at LSU; 36 at Mississippi & 30 vs. Georgia, 1982-83)

Made 10 or more field goals in a game:  
10, Charles Rhodes at Mississippi (1-30-07)

Made 11 or more field goals in a game:  
11, Charles Rhodes vs. Georgia (2-25-06)

Made 12 or more field goals in a game:  
12, Lawrence Roberts vs. UT Martin (11-22-03)

Made 13 or more field goals in a game:  
13, Horatio Webster vs. SW Missouri St. (11-23-97)

Made 14 or more field goals in a game:  
14, Cameron Burns at Georgia (1-17-90)

Made 15 or more field goals in a game:  
16, Raymond Brown vs. Florida (3-2-85)

Attempted 20 or more field goals in a game:  
20, Dietric Slater at Georgia (2-24-07)

Attempted 21 or more field goals in a game:  
22, Timmy Bowers at Alabama (3-6-04)

Attempted 23 or more field goals in a game:  
24, Horatio Webster vs. UT Martin (12-20-97)

Attempted 25 or more field goals in a game:  
25, Chuck Evans at Alabama (3-6-93)

Attempted 26 or more field goals in a game:  
26, Tony Watts at Mississippi (2-22-92)

Attempted 27 or more field goals in a game:  
28, Jeff Malone vs. Vanderbilt (1-8-83)

Made five or more 3-pointers in a game:  
6, Reginald Delk at Georgia (2-24-07)

Made seven or more 3-pointers in a game:  
7, Reginald Delk at Arkansas (3-1-06)

Made eight or more 3-pointers in a game:  
8, Winsome Frazier vs. UMKC (11-23-04)

Attempted 10 or more 3-pointers in a game:  
11, Barry Stewart at Miami (12-11-06)

Attempted 12 or more 3-pointers in a game:  
12, Jamall Edmondson vs. Kentucky (2-1-06)

Attempted 13 or more 3-pointers in a game:  
15, Winsome Frazier vs. UMKC (11-23-04)

Attempted 16 or more 3-pointers in a game:  
17, Darryl Wilson vs. Alabama (3-4-95)

Made 10 or more free throws in a game:  
11, Jamont Gordon at Arkansas (2-28-07)

Made 12 or more free throws in a game:  
14, Lawrence Roberts vs. Mississippi (2-7-04)

Made 15 or more free throws in a game:  
18, Rich Knarr vs. Auburn (2-19-73)

Attempted 13 or more free throws in a game:  
16, Jamont Gordon at Arkansas (2-28-07)

Attempted 17 or more free throws in a game:  
18, Lawrence Roberts vs. Mississippi (2-7-04)

Attempted 19 or more free throws in a game:  
19, Carl Nichols vs. Southeastern La. (12-1-88)

Had 15 or more rebounds in a game:  
16, Jarvis Varnado vs. UT Martin (11-17-07)

Had 17 or more rebounds in a game:  
19, Charles Rhodes vs. Auburn (2-4-06)

Had 20 or more rebounds in a game:  
21, Wesley Morgan vs. Southeastern La. (11-28-05)

Had 22 or more rebounds in a game:  
23, Rickey Brown vs. Vanderbilt (12-6-79)

Had 24 or more rebounds in a game:  
24, Wiley Peck vs. Alabama (1-27-79)

Had 10 or more offensive rebounds in a game:  
10, Wesley Morgan vs. Southeastern La. (11-28-05)

Had 10 or more defensive rebounds in a game:  
13, Jarvis Varnado vs. UT Martin (11-17-07)

Had 10 or more assists in a game:  
10, Jamont Gordon vs. Bradley (3-17-07)

Had 11 or more assists in a game:  
14, Gary Ervin vs. Florida A&M (12-20-04)

Had 15 or more assists in a game:  
16, Chuck Evans at Mo.-Kansas City (2-23-93)

Had 10 or more turnovers in a game:  
10, Charles Rhodes vs. Nicholls (11-11-06)

Had five or more blocks in a game:  
6, Jarvis Varnado vs. Clemson (11-15-07)

Had seven or more blocks in a game:  
7, Jarvis Varnado vs. New Orleans (12-21-06)

Had eight or more blocks in a game:  
8, Tyrone Washington at Old Dominion (12-18-97)

Had five or more steals in a game:  
5, Barry Stewart vs. Florida State (3-20-07)

Had six or more steals in a game:  
6, Dietric Slater at Georgia (2-24-07)

### ***LAST TIME AN MSU TEAM...***

Scored 100 or more points:  
101 vs. Bradley (3-17-07)

Scored 100 or more points in an SEC game:  
105 vs. Auburn (3-2-04)

Allowed 100 or more points:  
115 at Arkansas (2-20-93)

Was held to 60 points or less:  
58 at Arkansas (2-28-07)

Was held to 57 points or less:  
56 at LSU (2-17-07)

Was held to 55 points or less:  
44 vs. South Carolina (3-9-06)

Held opponent to 60 points or less:  
45 by Louisiana Tech (11-10-07)

Held opponent to less than 45 points:  
37 by Loyola Marymount (11-13-06)

Shot 50 percent or better from the field:  
.550 [33-60] vs. UT Martin (11-17-07)

Shot better than 55 percent from the field:  
.552 [32-58] at Tennessee (1-7-07)

Shot better than 56 percent from the field:  
.574 [31-54] vs. New Orleans (12-21-06)

Shot better than 58 percent from the field:  
.660 [33-50] vs. Nicholls (11-11-06)

Was held to 35 percent or less from the field:  
.317 [20-63] at Arkansas (2-28-07)

Was held to less than 31 percent from the field:  
.255 [14-55] vs. Southeastern Louisiana (11-28-05)

Held opponent to 35 percent or less from field:  
.321 [25-78] by UT Martin (11-17-07)

Held opponent to less than 32 percent from field:  
.274 [17-62] by Louisiana Tech (11-10-07)

Held opponent to less than 27 percent from field:  
.207 [12-58] by Loyola Marymount (11-13-06)

Made 35 or more field goals:  
39 vs. Bradley (3-17-07)

Made 40 or more field goals:  
40 vs. Auburn (3-2-04)

Attempted 70 or more shots from the field:  
71 vs. Louisiana Tech (11-10-07)

Attempted 72 or more shots from the field:  
73 vs. Bradley (3-17-07)

Attempted 74 or more shots from the field:  
75 vs. Troy (12-10-05)

Attempted 40 or fewer shots from the field:  
39 vs. Vanderbilt (2-12-05)

Made 10 or more 3-pointers:  
10 vs. UT Martin (11-17-07)

Made 11 or more 3-pointers:  
12 vs. Bradley (3-17-07)

Made 13 or more 3-pointers:  
13 vs. LSU (2-3-07)

Made 14 or more 3-pointers:  
14 vs. Santa Clara (12-3-05)

Did not make a 3-pointer:  
[0-11] at Alabama (1-18-05)

Attempted 25 or more 3-pointers:  
25 vs. Louisiana Tech (11-10-07)

Attempted 26 or more 3-pointers:  
30 vs. Florida State (3-20-07)

Attempted 31 or more 3-pointers:  
33 vs. Troy (12-10-05)

Made 30 or more free throws:  
30 vs. Arkansas (1-15-05)

Made fewer than five free throws:  
1 at Kentucky (1-13-07)

Attempted 40 or more free throws:  
41 vs. Charlotte (11-29-06)

Attempted fewer than 10 free throws:  
8 at Georgia (2-24-07)

Had 50 or more rebounds:  
50 vs. UT Martin (11-17-07)

Had 51 or more rebounds:  
51 vs. Clemson (11-15-07)

Had 52 or more rebounds:  
56 vs. Jacksonville State (12-15-05)

Had 57 or more rebounds:  
58 vs. Troy (12-10-05)

Had 59 or more rebounds:  
59 vs. Jacksonville State (12-22-04)

Had 20 or more assists:  
21 vs. UT Martin (11-17-07)

Had 22 or more assists:  
22 vs. Bradley (3-17-07)

Had 23 or more assists:  
25 vs. Alabama (3-4-07)

Had 20 or more turnovers:  
25 vs. UT Martin (11-17-07)

Had 26 or more turnovers:  
29 vs. Nicholls (11-11-06)

Had fewer than 10 turnovers:  
4 vs Louisiana Tech (11-10-07)

Had 10 or more blocked shots:  
10 vs. Clemson (11-15-07)

Had 11 or more blocked shots:  
12 vs. Alabama (3-4-07)

Had 13 or more blocked shots:  
15 vs. New Orleans (12-21-06)

Had 10 or more steals:  
15 vs. Florida State (3-20-07)

Had 16 or more steals:  
20 vs. Nicholls State (11-17-01)

SEASON HIGH		KODI AUGUSTUS		CAREER HIGH	
--		Pts		same	
2 vs Louisiana Tech (11-10-07)		Rebs		same	
--		Asts		same	
1 vs UT Martin (11-17-07)		Blks		same	
--		Stls		same	
--		FGM		same	
2 vs Louisiana Tech (11-10-07)		FGA		same	
--		3FGM		same	
2 vs Louisiana Tech (11-10-07)		3FGA		same	
--		FTM		same	
--		FTA		same	
9 vs Louisiana Tech (11-10-07)		Mins		same	
Season/Career 10-Point Games:	0 - 0	Season/Career Double-Doubles:	0 - 0		
Season/Career 20-Point Games:	0 - 0	Season/Career Team's Top Scorer:	0 - 0		
Season/Career 10-Rebound Games:	0 - 0	Season/Career Team's Top Rebounder:	0 - 0		
Season/Career 10-Assist Games:	0 - 0	Season/Career Team's Top Assist Man:	0 - 0		

SEASON HIGH		BILLY BEGLEE		CAREER HIGH	
--		Pts	5 vs Jacksonville State (12-22-04)		
1 vs UT Martin (11-17-07)		Rebs	2 vs McNeese State (12-1-03)		
--		Asts	1, 3x (last: vs Alabama 3-4-07)		
--		Blks	--		
--		Stls	--		
--		FGM	1, 5x (last: vs South Alabama 12-9-06)		
1 vs Louisiana Tech (11-10-07)		FGA	3, 2x (last: vs. Miss. Valley St. 3-13-07)		
--		3FGM	1, 2x (last: vs Jacksonville St. 12-22-04)		
--		3FGA	3 vs McNeese State (12-16-06)		
--		FTM	2 vs Jacksonville State (12-22-04)		
--		FTA	2, 2x (last: vs Jacksonville St. 12-22-04)		
2 vs UT Martin (11-17-07)		Mins	3, 3x (last: vs. Miss. Valley St. 3-13-07)		
Season/Career 10-Point Games:	0 - 0	Season/Career Double-Doubles:	0 - 0		
Season/Career 20-Point Games:	0 - 0	Season/Career Team's Top Scorer:	0 - 0		
Season/Career 10-Rebound Games:	0 - 0	Season/Career Team's Top Rebounder:	0 - 0		
Season/Career 10-Assist Games:	0 - 0	Season/Career Team's Top Assist Man:	0 - 0		

SEASON HIGH		BRANDON BOLEN		CAREER HIGH	
--		Pts		same	
1 vs Louisiana Tech (11-10-07)		Rebs		same	
--		Asts		same	
--		Blks		same	
--		Stls		same	
--		FGM		same	
--		FGA		same	
--		3FGM		same	
--		3FGA		same	
--		FTM		same	
--		FTA		same	
1, 2x (last: vs UT Martin 11-17-07)		Mins		same	
Season/Career 10-Point Games:	0 - 0	Season/Career Double-Doubles:	0 - 0		
Season/Career 20-Point Games:	0 - 0	Season/Career Team's Top Scorer:	0 - 0		
Season/Career 10-Rebound Games:	0 - 0	Season/Career Team's Top Rebounder:	0 - 0		
Season/Career 10-Assist Games:	0 - 0	Season/Career Team's Top Assist Man:	0 - 0		

SEASON HIGH		JAMONT GORDON		CAREER HIGH	
23 vs Clemson (11-15-07)		Pts	27 at Alabama (2-7-07)		
12 vs Clemson (11-15-07)		Rebs	13 vs LSU (1-18-06)		
6 vs UT Martin (11-17-07)		Asts	10, 2x (last: vs Bradley 3-17-07)		
2 vs UT Martin (11-17-07)		Blks	3 at Clemson (11-21-06)		
2 vs Louisiana Tech (11-10-07)		Stls	5, 2x (last: at Vanderbilt 1-21-06)		
7, 2x (last: vs Clemson 11-15-07)		FGM	9, 3x (last: vs Kentucky 3-9-07)		
16 vs Clemson (11-15-07)		FGA	19 at Arkansas (3-1-06)		
3, 2x (last: vs Clemson 11-15-07)		3FGM	4, 3x (last: vs Vanderbilt 2-21-07)		
9 vs Clemson (11-15-07)		3FGA	9 vs Clemson (11-15-07)		
6 vs Clemson (11-15-07)		FTM	11, 3x (last: at Arkansas 2-28-07)		
10 vs Clemson (11-15-07)		FTA	16 at Arkansas (2-28-07)		
33 vs Clemson (11-15-07)		Mins	42 vs Kentucky (3-9-07)		
Season/Career 10-Point Games:	3 - 60	Season/Career Double-Doubles:	1 - 11		
Season/Career 20-Point Games:	2 - 13	Season/Career Team's Top Scorer:	2 - 31		
Season/Career 10-Rebound Games:	1 - 11	Season/Career Team's Top Rebounder:	1 - 28		
Season/Career 10-Assist Games:	0 - 2	Season/Career Team's Top Assist Man:	3 - 52		

SEASON HIGH		ELGIN BAILEY		CAREER HIGH	
4 vs UT Martin (11-17-07)		Pts		same	
2 vs UT Martin (11-17-07)		Rebs		same	
--		Asts		same	
--		Blks		same	
1 vs UT Martin (11-17-07)		Stls		same	
2 vs UT Martin (11-17-07)		FGM		same	
3 vs Louisiana Tech (11-10-07)		FGA		same	
--		3FGM		same	
--		3FGA		same	
--		FTM		same	
2 vs Louisiana Tech (11-10-07)		FTA		same	
8, 2x (last: vs UT Martin 11-17-07)		Mins		same	
Season/Career 10-Point Games:	0 - 0	Season/Career Double-Doubles:	0 - 0		
Season/Career 20-Point Games:	0 - 0	Season/Career Team's Top Scorer:	0 - 0		
Season/Career 10-Rebound Games:	0 - 0	Season/Career Team's Top Rebounder:	0 - 0		
Season/Career 10-Assist Games:	0 - 0	Season/Career Team's Top Assist Man:	0 - 0		

SEASON HIGH		RILEY BENOCK		CAREER HIGH	
10 vs UT Martin (11-17-07)		Pts		same	
2 vs UT Martin (11-17-07)		Rebs		same	
4 vs UT Martin (11-17-07)		Asts		same	
--		Blks		same	
1 vs Clemson (11-15-07)		Stls		same	
3 vs UT Martin (11-17-07)		FGM		same	
3, 3x (last: vs UT Martin 11-17-07)		FGA		same	
3 vs UT Martin (11-17-07)		3FGM		same	
3, 3x (last: vs UT Martin 11-17-07)		3FGA		same	
1 vs UT Martin (11-17-07)		FTM		same	
2 vs UT Martin (11-17-07)		FTA		same	
15 vs UT Martin (11-17-07)		Mins		same	
Season/Career 10-Point Games:	1 - 1	Season/Career Double-Doubles:	0 - 0		
Season/Career 20-Point Games:	0 - 0	Season/Career Team's Top Scorer:	0 - 0		
Season/Career 10-Rebound Games:	0 - 0	Season/Career Team's Top Rebounder:	0 - 0		
Season/Career 10-Assist Games:	0 - 0	Season/Career Team's Top Assist Man:	0 - 0		

SEASON HIGH		ROD BRYANT		CAREER HIGH	
2 vs UT Martin (11-17-07)		Pts		same	
1 vs UT Martin (11-17-07)		Rebs		same	
--		Asts		same	
--		Blks		same	
--		Stls		same	
1 vs UT Martin (11-17-07)		FGM		same	
1 vs UT Martin (11-17-07)		FGA		same	
--		3FGM		same	
--		3FGA		same	
--		FTM		same	
1 vs UT Martin (11-17-07)		FTA		same	
1, 2x (last: vs UT Martin 11-17-07)		Mins		same	
Season/Career 10-Point Games:	0 - 0	Season/Career Double-Doubles:	0 - 0		
Season/Career 20-Point Games:	0 - 0	Season/Career Team's Top Scorer:	0 - 0		
Season/Career 10-Rebound Games:	0 - 0	Season/Career Team's Top Rebounder:	0 - 0		
Season/Career 10-Assist Games:	0 - 0	Season/Career Team's Top Assist Man:	0 - 0		

SEASON HIGH		BEN HANSBROUGH		CAREER HIGH	
20 vs UT Martin (11-17-07)		Pts	23 vs TAMUCC (12-2-06)		
5 vs UT Martin (11-17-07)		Rebs	7 vs Florida State (3-20-07)		
3, 3x (last: vs UT Martin 11-17-07)		Asts	8, 2x (last: at Missouri 1-2-07)		
1 vs Louisiana Tech (11-10-07)		Blks	1 vs Louisiana Tech (11-10-07)		
1, 3x (last: vs UT Martin 11-17-07)		Stls	4 vs Alabama (3-4-07)		
6 vs UT Martin (11-17-07)		FGM	6, 2x (last: vs UT Martin 11-17-07)		
8, 2x (last: vs UT Martin 11-17-07)		FGA	12 vs Arkansas (3-10-07)		
4 vs UT Martin (11-17-07)		3FGM	5 vs TAMUCC (12-2-06)		
6, 2x (last: vs UT Martin 11-17-07)		3FGA	7, 2x (last: vs Arkansas 3-10-07)		
4 vs UT Martin (11-17-07)		FTM	7 vs Mississippi Valley State (3-13-07)		
4, 2x (last: vs UT Martin 11-17-07)		FTA	8 vs Mississippi Valley State (3-13-07)		
37 vs Clemson (11-15-07)		Mins	37 vs Clemson (11-15-07)		
Season/Career 10-Point Games:	2 - 14	Season/Career Double-Doubles:	0 - 0		
Season/Career 20-Point Games:	1 - 2	Season/Career Team's Top Scorer:	1 - 2		
Season/Career 10-Rebound Games:	0 - 0	Season/Career Team's Top Rebounder:	0 - 1		
Season/Career 10-Assist Games:	0 - 0	Season/Career Team's Top Assist Man:	2 - 11		

SEASON HIGH		JOSEPH IUPE	CAREER HIGH
--		Pts 2, 2x (last: vs Bradley 3-17-07)	
--		Rebs 1, 3x (last: vs Florida State 3-20-07)	
--		Asts 2 vs Nicholls (11-11-06)	
--		Blks	--
--		Stls	--
--		FGM 1, 2x (last: vs Bradley 3-17-07)	
--		FGA 2 vs TAMUCC (12-2-06)	
--		3FGM	--
--		3FGA 1, 4x (last: vs Vanderbilt 2-21-07)	
--		FTM 1 vs Loyola Marymount (11-13-06)	
--		FTA 2, 2x (last: vs New Orleans 12-21-06)	
1, 2x (last: vs UT Martin 11-17-07)	Mins	2, 4x (last: vs New Orleans 12-21-06)	
Season/Career 10-Point Games:	0 - 0	Season/Career Double-Doubles:	0 - 0
Season/Career 20-Point Games:	0 - 0	Season/Career Team's Top Scorer:	0 - 0
Season/Career 10-Rebound Games:	0 - 0	Season/Career Team's Top Rebounder:	0 - 0
Season/Career 10-Assist Games:	0 - 0	Season/Career Team's Top Assist Man:	0 - 0

SEASON HIGH		RAVERN JOHNSON	CAREER HIGH
2 vs UT Martin (11-17-07)		Pts	same
1 vs Louisiana Tech (11-10-07)		Rebs	same
--		Asts	same
--		Blks	same
--		Stls	same
1 vs UT Martin (11-17-07)		FGM	same
3 vs UT Martin (11-17-07)		FGA	same
--		3FGM	same
--		3FGA	same
--		FTM	same
--		FTA	same
6 vs UT Martin (11-17-07)	Mins		same
Season/Career 10-Point Games:	0 - 0	Season/Career Double-Doubles:	0 - 0
Season/Career 20-Point Games:	0 - 0	Season/Career Team's Top Scorer:	0 - 0
Season/Career 10-Rebound Games:	0 - 0	Season/Career Team's Top Rebounder:	0 - 0
Season/Career 10-Assist Games:	0 - 0	Season/Career Team's Top Assist Man:	0 - 0

SEASON HIGH		BARRY STEWART	CAREER HIGH
13 vs Louisiana Tech (11-10-07)		Pts 22, 2x (last: vs Auburn 1-20-07)	
11 vs Louisiana Tech (11-10-07)		Rebs 11 vs Louisiana Tech (11-10-07)	
4 vs UT Martin (11-17-07)		Asts 4 vs UT Martin (11-17-07)	
1 vs Louisiana Tech (11-10-07)		Blks 1, 6x (last: vs Louisiana Tech 11-10-07)	
2, 2x (last: vs UT Martin 11-17-07)		Stls 5 vs Florida State (3-20-07)	
5 vs Louisiana Tech (11-10-07)		FGM 6 at Miami (12-11-06)	
12 vs UT Martin (11-17-07)		FGA 14 at Miami (12-11-06)	
2 vs Clemson (11-15-07)		3FGM 5 at Miami (12-11-06)	
6 vs Clemson (11-15-07)		3FGA 11 at Miami (12-11-06)	
4 vs Clemson (11-15-07)		FTM 10 vs Auburn (1-20-07)	
4, 2x (last: vs UT Martin 11-17-07)		FTA 10 vs Auburn (1-20-07)	
36 vs Clemson (11-15-07)	Mins	36 vs Clemson (11-15-07)	
Season/Career 10-Point Games:	2 - 19	Season/Career Double-Doubles:	1 - 1
Season/Career 20-Point Games:	0 - 2	Season/Career Team's Top Scorer:	0 - 4
Season/Career 10-Rebound Games:	1 - 1	Season/Career Team's Top Rebounder:	1 - 2
Season/Career 10-Assist Games:	0 - 0	Season/Career Team's Top Assist Man:	1 - 4

SEASON HIGH		JARVIS VARNADO	CAREER HIGH
8 vs UT Martin (11-17-07)		Pts 13, 2x (last: vs New Orleans 12-21-06)	
16 vs UT Martin (11-17-07)		Rebs 16 vs UT Martin (11-17-07)	
1 vs UT Martin (11-17-07)		Asts 2, 2x (last: vs South Carolina 1-27-07)	
6, 2x (last: vs Clemson 11-15-07)		Blks 7 vs New Orleans (12-21-06)	
--		Stls 2, 3x (last: vs Miss. Valley St. 3-13-07)	
4 vs UT Martin (11-17-07)		FGM 6, 2x (last: vs Alabama State 12-18-06)	
7 vs Clemson (11-15-07)		FGA 9 vs Alabama State (12-18-06)	
--		3FGM	--
--		3FGA 1 vs Bradley (3-17-07)	
2 vs Louisiana Tech (11-10-07)		FTM 5 vs New Orleans (12-21-06)	
2, 2x (last: vs Clemson 11-15-07)		FTA 8 vs New Orleans (12-21-06)	
27, 2x (last: vs UT Martin 11-17-07)	Mins	27, 2x (last: vs UT Martin 11-17-07)	
Season/Career 10-Point Games:	0 - 5	Season/Career Double-Doubles:	0 - 1
Season/Career 20-Point Games:	0 - 0	Season/Career Team's Top Scorer:	0 - 0
Season/Career 10-Rebound Games:	2 - 4	Season/Career Team's Top Rebounder:	2 - 7
Season/Career 10-Assist Games:	0 - 0	Season/Career Team's Top Assist Man:	0 - 0

SEASON HIGH		BRIAN JOHNSON	CAREER HIGH
10 vs Clemson (11-15-07)		Pts 13 vs Clemson (3-20-06)	
4 vs UT Martin (11-17-07)		Rebs 13 vs Clemson (3-20-06)	
--		Asts 1, 9x (last: at Connecticut 3-4-06)	
--		Blks 1, 5x (last: vs Missouri State 3-22-06)	
--		Stls 2, 3x (last: vs Detroit 12-24-05)	
4 vs Clemson (11-15-07)		FGM 4, 3x (last: vs Clemson 11-15-07)	
4 vs Clemson (11-15-07)		FGA 7 at Kentucky (12-17-05)	
--		3FGM	--
1, 2x (last: vs UT Martin 11-17-07)		3FGA 1, 4x (last: vs UT Martin 11-17-07)	
2, 2x (last: vs Clemson 11-15-07)		FTM 5, 2x (last: vs Clemson 3-20-06)	
3 vs Louisiana Tech (11-10-07)		FTA 6, 4x (last: vs Clemson 3-20-06)	
19 vs Clemson (11-15-07)	Mins	24 vs Clemson (3-20-06)	
Season/Career 10-Point Games:	1 - 2	Season/Career Double-Doubles:	0 - 1
Season/Career 20-Point Games:	0 - 0	Season/Career MSU's Top Scorer:	0 - 0
Season/Career 10-Rebound Games:	0 - 2	Season/Career MSU's Top Rebounder:	0 - 0
Season/Career 10-Assist Games:	0 - 0	Season/Career MSU's Top Assist Man:	0 - 0

SEASON HIGH		CHARLES RHODES	CAREER HIGH
17, 2x (last: vs Clemson 11-15-07)		Pts 27 vs Georgia (2-25-06)	
7 vs Louisiana Tech (11-10-07)		Rebs 19 vs Auburn (2-4-06)	
2, 2x (last: vs UT Martin 11-17-07)		Asts 3, 2x (last: vs Alabama 3-4-07)	
4 vs Clemson (11-15-07)		Blks 6 vs Bradley (3-17-07)	
1, 2x (last: vs UT Martin 11-17-07)		Stls 3 vs Tennessee (1-25-06)	
8 vs Louisiana Tech (11-10-07)		FGM 11 vs Georgia (2-25-06)	
17 vs Louisiana Tech (11-10-07)		FGA 18 at South Carolina (2-11-06)	
--		3FGM 2 vs New Orleans (12-21-06)	
--		3FGA 2, 4x (last: vs Arkansas 2-14-07)	
3 vs Clemson (11-15-07)		FTM 10 vs Jacksonville State (12-15-05)	
7 vs Clemson (11-15-07)		FTA 13 vs Kentucky (2-1-06)	
27 vs Louisiana Tech (11-10-07)	Mins	37 vs Kentucky (2-1-06)	
Season/Career 10-Point Games:	3 - 51	Season/Career Double-Doubles:	0 - 6
Season/Career 20-Point Games:	0 - 12	Season/Career Team's Top Scorer:	0 - 24
Season/Career 10-Rebound Games:	0 - 7	Season/Career Team's Top Rebounder:	0 - 23
Season/Career 10-Assist Games:	0 - 0	Season/Career Team's Top Assist Man:	0 - 1

SEASON HIGH		PHIL TURNER	CAREER HIGH
6 vs UT Martin (11-17-07)		Pts	same
4, 2x (last: vs Clemson 11-15-07)		Rebs	same
2 vs Louisiana Tech (11-10-07)		Asts	same
--		Blks	same
2 vs Louisiana Tech (11-10-07)		Stls	same
2, 2x (last: vs UT Martin 11-17-07)		FGM	same
6, 2x (last: vs UT Martin 11-17-07)		FGA	same
1, 2x (last: vs UT Martin 11-17-07)		3FGM	same
4 vs UT Martin (11-17-07)		3FGA	same
1 vs UT Martin (11-17-07)		FTM	same
2, 2x (last: vs UT Martin 11-17-07)		FTA	same
18 vs Louisiana Tech (11-10-07)	Mins		same
Season/Career 10-Point Games:	0 - 0	Season/Career Double-Doubles:	0 - 0
Season/Career 20-Point Games:	0 - 0	Season/Career Team's Top Scorer:	0 - 0
Season/Career 10-Rebound Games:	0 - 0	Season/Career Team's Top Rebounder:	0 - 0
Season/Career 10-Assist Games:	0 - 0	Season/Career Team's Top Assist Man:	0 - 0

# MSU S IN-SEASON TOURNAMENT HISTORY

## 1955-56

### CARROUSEL CLASSIC (CHARLOTTE, NC)

D. 19 Wake Forest	.68-95	L
D. 20 Davidson	.89-82	W
D. 21 Florida State (OT)	.79-71	W

## 1956-57

### EVANSVILLE HOLIDAY TOURN. (EVANSVILLE, IN)

D. 28 Denver	.69-65	W
--------------	--------	---

## 1957-58

### BIRMINGHAM CLASSIC (BIRMINGHAM, AL)

D. 13 Miami, FL	.66-63	W
D. 14 Auburn	.52-37	W

*All-Tourney: Bailey Howell (MVP), Jerry Keeton*

### MSU HOLIDAY TOURNAMENT (STARKVILLE, MS)

D. 27 Mississippi	.66-53	W
D. 28 Morehead State	.46-41	W

## 1958-59

### SUGAR BOWL TOURNAMENT (NEW ORLEANS, LA)

D. 29 Maryland	.56-45	W
D. 30 Memphis State	.73-55	W

*All-Tourney: Bailey Howell (MVP), Jerry Keeton*

## 1959-60

### MURRAY STATE INVITATIONAL (MURRAY, KY)

D. 18 Baylor (OT)	.70-61	W
D. 19 Memphis State	.62-79	L

### SUGAR BOWL TOURNAMENT (NEW ORLEANS, LA)

D. 29 Western Kentucky	.50-61	L
D. 30 Virginia Tech	.61-82	L

## 1961-62

### SUGAR BOWL TOURNAMENT (NEW ORLEANS, LA)

D. 29 Maryland	.64-62	W
D. 30 LSU	.73-51	W

*All-Tourney: Red Stroud (MVP), Leland Mitchell*

## 1962-63

### SUGAR BOWL TOURNAMENT (NEW ORLEANS, LA)

D. 28 Houston (OT)	.76-79	L
D. 29 Xavier, OH	.75-66	W

*All-Tourney: Leland Mitchell, Red Stroud*

## 1963-64

### BLUEBONNET TOURNAMENT (HOUSTON, TX)

D. 19 Houston	.61-69	L
D. 20 Texas A&M	.54-58	L

*All-Tourney: Stan Brinker*

### ALL-AMERICAN TOURNAMENT (OWENSBORO, KY)

D. 27 Virginia	.68-81	L
D. 28 George Washington	.89-81	W

## 1964-65

### VIRGINIA TECH INVITATIONAL (BLACKSBURG, VA)

D. 18 North Carolina	.80-84	L
D. 19 Virginia Tech	.75-104	L

### MAGNOLIA INVITATIONAL (JACKSON, MS)

D. 29 Mississippi College	.57-72	L
D. 30 Delta State	.82-63	W

## 1965-66

### CHARLOTTE INVITATIONAL (CHARLOTTE, NC)

D. 28 Princeton	.67-69	L
D. 29 Davidson	.60-72	L

## 1966-67

### USM INVITATIONAL (HATTIESBURG, MS)

D. 7 Texas A&M	.62-49	W
D. 8 Southern Mississippi	.72-63	W

*All-Tourney: Gary Washington, David Williams*

## 1967-68

### BLUEBONNET CLASSIC (HOUSTON, TX)

D. 13 Montana State	.73-81	L
D. 14 George Washington	.70-55	W

*All-Tourney: Jim Martin*

### GATOR BOWL TOURNAMENT (JACKSONVILLE, FL)

D. 27 Washington	.80-82	L
D. 28 Florida	.66-65	W

## 1968-69

### BAYOU CLASSIC (LAFAYETTE, LA)

D. 20 Southwestern Louisiana	.70-81	L
D. 21 Hawaii	.69-74	L

*All-Tourney: Manuel Washington*

### MOTOR CITY CLASSIC (DETROIT, MI)

D. 27 Detroit	.62-86	L
D. 28 Miami, OH	.56-76	L

## 1969-70

### LIBERTY BOWL CLASSIC (MEMPHIS, TN)

D. 10 Memphis State	.74-83	L
D. 11 Arkansas (OT)	.76-74	W

*All-Tourney: Jack Bouldin*

## 1970-71

### POINSETTIA CLASSIC (GREENVILLE, SC)

D. 28 Furman	.84-74	W
D. 29 Arizona	.75-77	L

*All-Tourney: Jack Bouldin (MVP)*

## 1971-72

### ALABAMA CLASSIC (TUSCALOOSA, AL)

D. 9 Southern Mississippi	.77-73	W
D. 10 South Florida	.90-77	W

### MARSHALL INVITATIONAL (HUNTINGTON, WV)

D. 17 Marshall	.69-95	L
D. 18 Rhode Island	.86-72	W

## 1972-73

### PACEMAKER CLASSIC (MONROE, LA)

D. 28 North Texas State	.66-65	W
D. 29 East Carolina	.69-64	W

*All-Tourney: Terry Kusnierz (MVP), Jerry Jenkins*

### SENIOR BOWL TOURNAMENT (MOBILE, AL)

J. 2 Michigan State	.82-90	L
J. 3 Hawaii	.97-85	W

*All-Tourney: Rich Knarr*

## 1974-75

### SHOW ME CLASSIC (COLUMBIA, MO)

D. 6 Connecticut	.89-87	W
D. 7 Missouri	.78-102	L

*All-Tourney: Jerry Jenkins*

### INDIANA HALL OF FAME CLAS. (TERRE HAUTE, IN)

D. 27 Southern Illinois	.81-75	W
D. 28 Indiana State	.72-82	L

*All-Tourney: Larry Fry, Jerry Jenkins, Rich Knarr*

## 1975-76

### DAYTON INVITATIONAL (DAYTON, OH)

D. 19 Dayton	.56-54	W
D. 20 Long Beach State	.70-57	W

*All-Tourney: Gary Hooker (MVP), Ray White*

## 1976-77

### OLD DOMINION CLASSIC (NORFOLK, VA)

D. 28 Wake Forest	.88-83	W
D. 29 Old Dominion	.78-82	L

*All-Tourney: Rickey Brown, Gary Hooker*

## 1977-78

### LOBO INVITATIONAL (ALBUQUERQUE, NM)

D. 29 Syracuse	.66-76	L
D. 30 Vermont	.79-50	W

*All-Tourney: Rickey Brown*

## 1978-79

### LOUISVILLE HOLIDAY CLASSIC (LOUISVILLE, KY)

D. 28 Oral Roberts	.91-69	W
D. 29 Louisville	.80-73	W

*All-Tourney: Ray White (MVP), Greg Grim*

## 1979-80

### BABE MCCARTHY TOURNAMENT (BILOXI, MS)

N. 30 Cincinnati	.87-72	W
D. 1 Alcorn State	.83-80	W

*All-Tourney: Rickey Brown (MVP), Greg Grim*

### DAYTON INVITATIONAL (DAYTON, OH)

D. 21 Iowa	.62-81	L
D. 22 Pacific	.65-63	W

*All-Tourney: Greg Grim*

### SENIOR BOWL TOURNAMENT (MOBILE, AL)

D. 27 Alcorn State	.75-82	L
D. 28 Rider	.72-64	W

*All-Tourney: Rickey Brown*

## 1980-81

### SUN MET CLASSIC (FRESNO, CA)

D. 19 Southwestern Louisiana	.75-71	W
D. 20 Fresno State	.45-58	L

*All-Tourney: Jeff Malone*

### HOLIDAY CLASSIC (LAS VEGAS, NV)

D. 29 Portland	.46-45	W
D. 30 Nevada-Las Vegas	.67-75	L

*All-Tourney: Michael Green*

## 1981-82

### KETTLE CLASSIC (HOUSTON, TX)

D. 18 Houston	.49-96	L
D. 19 Clemson	.32-59	L

## 1982-83

### KRYSTAL CLASSIC (CHATTANOOGA, TN)

D. 17 Alabama-Birmingham	.67-47	W
D. 18 UT-Chattanooga	.54-62	L

*All-Tourney: Jeff Malone*

### SUGAR BOWL CLASSIC (NEW ORLEANS, LA)

D. 28 Tulane	.51-47	W
D. 29 Southwestern Louisiana	.65-56	W

*All-Tourney: Jeff Malone (MVP), Terry Lewis, Kalpatrick Wells*

## 1983-84

### WINSTON TIRE CLASSIC (LOS ANGELES, CA)

D. 29 Memphis State	.42-43	L
D. 30 Southern California	.57-55	W

*All-Tourney: Kelvin Hildreth*

## 1984-85

### SUN BOWL CLASSIC (EL PASO, TX)

D. 28 Purdue	.46-77	L
D. 29 Wake Forest	.65-67	L

*All-Tourney: Chauncey Robinson*

# MSU S IN-SEASON TOURNAMENT HISTORY

## 1985-86

### HOOSIER CLASSIC (INDIANAPOLIS, IN)

D. 27 San Jose State	75-65	W
D. 28 Indiana	43-74	L

## 1986-87

### FAR WEST CLASSIC (PORTLAND, OR)

D. 26 San Jose State	57-62	L
D. 28 Southwestern Louisiana	56-62	L
D. 29 Idaho (OT)	67-70	L

## 1987-88

### RAINBOW CLASSIC (HONOLULU, HI)

D. 27 Hawaii	68-55	W
D. 29 Arizona State	69-70	L
D. 30 Louisville	62-86	L

## 1988-89

### USF&G SUGAR BOWL CLAS. (NEW ORLEANS, LA)

D. 28 DePaul	60-62	L
D. 29 Virginia	86-84	W

All-Tourney: Cameron Burns

## 1989-90

### CENTURY CELLUNET CLASSIC (SHREVEPORT, LA)

N. 24 Northeast Louisiana	75-68	W
N. 25 Centenary	96-80	W

All-Tourney: Cameron Burns (MVP),  
Robert Woodard

### CONNECTICUT MUTUAL CLASSIC (HARTFORD, CT)

D. 29 Delaware	66-65	W
D. 30 Connecticut	68-84	L

All-Tourney: Cameron Burns

## 1990-91

### EASTERN AIRLINES PALM BEACH CLASSIC (WEST PALM BEACH, FL)

D. 27 Ohio State	80-82	L
D. 28 Miami, FL	67-74	L

All-Tourney: Cameron Burns

## 1991-92

### LOUISIANA CLASSICS TIP-OFF (LAFAYETTE, LA)

N. 29 Prairie View A&M	97-52	W
N. 30 Southwestern La. (OT)	86-77	W

All-Tourney: Eric Stevens, Tony Watts

## 1992-93

### AMANA-HAWKEYE CLASSIC (IOWA CITY, IA)

D. 4 Long Island	61-52	W
D. 5 Iowa	54-69	L

All-Tourney: Johnny Walker, Orien Watson

### SAN JUAN SHOOTOUT (SAN JUAN, PR)

D. 20 Florida International	58-51	W
D. 21 Southern Illinois	64-76	L

D. 22 Eastern Michigan	74-58	W
------------------------	-------	---

All-Tourney: Orien Watson

## 1993-94

### ASU-TRIBUNE CLASSIC (TEMPE, AZ)

D. 28 Villanova	82-90	L
D. 29 Northern Arizona	85-64	W

## 1994-95

### MISSOULIAN/COCA-COLA CLAS. XV (MISSOULA, MT)

D. 2 Colgate	80-76	W
D. 3 Montana (2OT)	90-85	W

All-Tourney: Erick Dampier (MVP), Marcus Bullard

### MINIMART/GATORADE WYOMING COWBOY SHOOTOUT (CASPER, WY)

D. 27 St. Joseph's	76-66	W
D. 28 Wyoming	61-57	W

All-Tourney: Erick Dampier

## 1995-96

### FORD FAR WEST CLASSIC (PORTLAND, OR)

D. 29 Oregon State	76-62	W
D. 30 Nebraska	69-66	W

All-Tourney: Erick Dampier (MVP), Dontae' Jones,  
Darryl Wilson

## 1996-97

### FRANKLIN NATIONAL BANK CLAS. (LANDOVER, MD)

D. 8 George Washington	36-57	L
D. 9 California	45-78	L

### PUERTO RICO HOLIDAY CLASSIC (SAN JUAN, PR)

D. 30 Bowling Green State	59-75	L
D. 31 Fresno State	62-60	W

J. 1 Old Dominion (OT)	71-72	L
------------------------	-------	---

All-Tourney: Horatio Webster

## 1997-98

### CAN YOU SCORE TOP OF THE WORLD CLASSIC (FAIRBANKS, AK)

N. 21 Alaska Fairbanks (2OT)	66-64	W
N. 22 Gonzaga	68-70	L

N. 23 Southwest Missouri State	79-68	W
--------------------------------	-------	---

All-Tourney: Horatio Webster, Detrick White

### SIERRA PROVIDENCE SUN CLAS. (EL PASO, TX)

D. 27 St. Joseph's	58-65	L
D. 28 Penn State	58-57	W

All-Tourney: Detrick White

## 1998-99

### GOLDEN BEAR CLASSIC (OAKLAND, CA)

D. 21 Southwestern Louisiana	58-60	L
D. 22 Eastern Kentucky	75-62	W

### OUTRIGGER HOTELS RAINBOW CLASSIC (HONOLULU, HI)

D. 28 Texas	77-81	L
D. 29 Florida State	58-69	L
D. 30 Southwestern Louisiana	62-58	W

## 1999-2000

### USBWA HOOP & QUILL CLAS. (ST. CHARLES, MO)

N. 26 Valparaiso	59-68	L
N. 27 Rutgers	69-74	L

N. 28 Northwestern	70-65	W
--------------------	-------	---

### HOLIDAY STORES/TOUCH AMERICA CLASSIC (BOZEMAN, MT)

D. 29 Idaho	86-81	W
D. 30 at Montana State	70-74	L

All-Tourney: Tang Hamilton, Todd Myles

## 2000-01

### TiVo PRESEASON NIT

N. 13 at California (OT)	76-83	L
--------------------------	-------	---

### BANK ONE FIESTA BOWL CLASSIC (TUCSON, AZ)

D. 28 Louisiana-Lafayette	90-80	W
D. 30 at Arizona	75-74	W

All-Tourney: Antonio Jackson (MVP),  
Marckell Patterson

## 2001-02

### LAS VEGAS CLASSIC (LAS VEGAS, NV)

D. 15 UL Monroe (@S'haven, MS)	104-67	W
D. 20 Richmond	74-72	W

D. 21 Cincinnati	56-90	L
D. 22 Illinois-Chicago	77-74	W

All-Tourney: Mario Austin

## 2004-05

### COACHES VS. CANCER CLASSIC (NEW YORK, NY)

N. 11 Fairfield (@B'ham, AL)	53-49	W
N. 12 at Birmingham-Southern	55-48	W

N. 18 Syracuse	58-71	L
----------------	-------	---

N. 19 Saint Mary's	67-54	W
--------------------	-------	---

All-Tourney: Lawrence Roberts

All-Birmingham Regional: Winsome Frazier (MVP)

## 2005-06

### SAN JUAN SHOOTOUT (GUAYNABO, PR)

D. 19 Liberty	78-67	W
---------------	-------	---

D. 20 Akron	72-83	L
-------------	-------	---

D. 21 Holy Cross	76-75	W
------------------	-------	---

All-Tourney: Jamall Edmondson, Jamont Gordon

## MSU s TOURNEY TITLES (17)

- 2000 Bank One Fiesta Bowl Classic
- 1995 Ford Far West Classic
- 1994 MiniMart/Gatorade Wyoming Shootout
- 1994 Missoulian/Coca-Cola Classic XV
- 1991 Louisiana Classics Tip-Off
- 1989 Century Cellunet Classic
- 1982 Sugar Bowl Classic
- 1979 Babe McCarthy Tournament
- 1978 Louisville Holiday Classic
- 1975 Dayton Invitational
- 1972 Pacemaker Classic
- 1971 Alabama Classic
- 1966 USM Invitational
- 1961 Sugar Bowl Tournament
- 1958 Sugar Bowl Tournament
- 1957 MSU Holiday Tournament
- 1957 Birmingham Classic

MSU's All-Time Tourney Record: 81-66



# Anaheim Classic

Inaugural Event • Hosted by ESPNU and the Big West Conference  
 November 22, 23, and 25, 2007 • Anaheim Convention Center, Anaheim, CA  
 All Times Eastern Standard Time (EST) / Pacific Standard Time (PST)  
 (All Games Subject to Change)



## MISSISSIPPI STATE

### Game 1

Thursday  
 November 22  
 2:00 pm / 11:00 am



Home Team is listed on the bottom of each match-up  
 \*Big West is always the home team

### Game 6

Friday  
 November 23  
 5:30 pm / 2:30 pm



### Game 5

Friday  
 November 23  
 3:00 pm / 12:00 pm



\*UC - IRVINE

## SOUTHERN ILLINOIS

### Game 2

Thursday  
 November 22  
 4:00 pm / 1:00 pm



UT-CHATTANOOGA

MIAMI (OH)

### Game 3

Thursday  
 November 22  
 9:30 pm / 6:30 pm



SOUTH ALABAMA

### Game 7

Friday  
 November 23  
 10:00 pm / 7:00 pm



### Game 8

Friday  
 November 24 / 23  
 12:30 am / 9:30 pm



SAN DIEGO

### Game 4

Thursday  
 November 22  
 11:59 pm / 8:59 pm



## SOUTHERN CALIFORNIA

### Game 9

Sunday  
 November 25  
 3:30 pm / 12:30 pm



### Game 11

Sunday  
 November 25  
 9:00 pm / 6:00 pm



4th Place

### Game 10

Sunday  
 November 25  
 5:30 pm / 2:30 pm



6th Place

### Game 12

Sunday  
 November 25  
 11:00 pm / 8:00 pm



Champion

2nd Place

7th Place

8th Place

3rd Place




5th Place

# Anaheim Classic



Inaugural Event • Hosted by ESPNU and the Big West Conference  
November 22, 23, and 25, 2007 • Anaheim Convention Center, Anaheim, CA  
All Times Eastern Standard Time (EST) / Pacific Standard Time (PST)  
(All Games Subject to Change)

## ANAHEIM BASKETBALL CLASSIC BRACKET SET - UP

### DAY ONE (Thursday, November 22):



- Game 1 - 2:00 pm / 11:00 am -   
Game 2 - 4:00 pm / 1:00 pm -   
Game 3 - 9:30 pm / 6:30 pm -   
Game 4 - 11:59 pm / 8:59 pm - **ESPN 2**

### DAY TWO (Friday, November 23):

- Game 5 - Game 1 Winner vs. Game 2 Winner - 3:00 pm / 12:00 pm **ESPN 2**  
Game 6 - Game 1 Loser vs. Game 2 Loser - 5:30 pm / 2:30 pm -   
Game 7 - Game 3 Loser vs. Game 4 Loser - 10:00 pm / 7:00 pm -   
\*Game 8 - Game 3 Winner vs. Game 4 Winner - 12:30 am / 9:30 pm **ESPN 2**

(\*\*NOTE: Game 8 - Saturday, Nov. 24 / Friday, Nov. 23)

### DAY THREE (Sunday, November 25):

- Game 9 - Game 6 Loser vs. Game 7 Loser - 3:30 pm / 12:30 pm -   
Game 10 - Game 6 Winner vs. Game 7 Winner - 5:30 pm / 2:30 pm -   
Game 11 - Game 5 Loser vs. Game 8 Loser - 9:00 pm / 6:00 pm - **ESPN 2**  
Game 12 - Game 5 Winner vs. Game 8 Winner - 11:00 pm / 8:00 pm **ESPN 2**

**Mississippi State Men's Basketball**  
**Mississippi State Combined Team Statistics (as of Nov 17, 2007)**  
**All games**

RECORD:	OVERALL	HOME	AWAY	NEUTRAL
ALL GAMES.....	(2-1)	(2-1)	(0-0)	(0-0)
CONFERENCE.....	(0-0)	(0-0)	(0-0)	(0-0)
NON-CONFERENCE.....	(2-1)	(2-1)	(0-0)	(0-0)

##	Player	GP-GS	Min--Avg	---TOTAL---		---3-PTS---		----REBOUNDS----						PF	FO	A	TO	Blk	Stl	Pts	Avg
				FG-FGA	Pct	3FG-FGA	Pct	FT-FTA	Pct	Off	Def	Tot	Avg								
44	Gordon, Jamont.....	3-3	91 30.3	18-38	.474	8-20	.400	10-15	.667	5	16	21	7.0	6	0	12	11	2	4	54	18.0
23	Rhodes, Charles....	3-3	76 25.3	22-38	.579	0-0	.000	5-13	.385	8	10	18	6.0	8	0	5	6	9	2	49	16.3
11	Hansbrough, Ben....	3-3	89 29.7	10-20	.500	8-16	.500	9-10	.900	0	10	10	3.3	7	0	9	5	1	3	37	12.3
22	Stewart, Barry....	3-3	88 29.3	11-32	.344	3-15	.200	9-11	.818	5	16	21	7.0	8	1	9	8	1	4	34	11.3
32	Varnado, Jarvis....	3-3	80 26.7	8-16	.500	0-0	.000	3-4	.750	10	23	33	11.0	7	1	1	6	15	0	19	6.3
21	Johnson, Brian....	3-0	42 14.0	5-10	.500	0-2	.000	4-5	.800	6	3	9	3.0	4	0	0	1	0	0	14	4.7
15	Benock, Riley....	3-0	31 10.3	4-9	.444	4-9	.444	1-2	.500	0	3	3	1.0	1	0	4	1	0	1	13	4.3
25	Turner, Phil.....	3-0	49 16.3	4-15	.267	2-7	.286	1-4	.250	3	5	8	2.7	5	0	4	3	0	2	11	3.7
45	Bailey, Elgin.....	3-0	19 6.3	4-7	.571	0-0	.000	0-2	.000	2	2	4	1.3	3	0	0	2	0	1	8	2.7
14	Bryant, Rod.....	2-0	2 1.0	1-1	1.000	0-0	.000	0-1	.000	0	1	1	0.5	0	0	0	1	0	0	2	1.0
02	Johnson, Raven....	2-0	10 5.0	1-5	.200	0-0	.000	0-0	.000	1	0	1	0.5	1	0	0	0	0	0	2	1.0
10	Iupe, Joseph.....	2-0	2 1.0	0-0	.000	0-0	.000	0-0	.000	0	0	0	0.0	0	0	0	0	0	0	0	0.0
03	Begley, Billy.....	2-0	3 1.5	0-1	.000	0-0	.000	0-0	.000	0	1	1	0.5	1	0	0	0	0	0	0	0.0
24	Augustus, Kodi....	2-0	16 8.0	0-3	.000	0-2	.000	0-0	.000	0	2	2	1.0	3	0	0	3	1	0	0	0.0
33	Bolen, Brandon....	2-0	2 1.0	0-0	.000	0-0	.000	0-0	.000	0	1	1	0.5	1	0	0	1	0	0	0	0.0
TEAM.....											5	9	14	4.7	0		0				
-----																					
Total.....		3	600	88-195	.451	25-71	.352	42-67	.627	45	102	147	49.0	55	2	44	48	29	17	243	81.0
Opponents.....		3	600	66-210	.314	25-77	.325	42-62	.677	55	77	132	44.0	61	-	32	49	7	21	199	66.3

TEAM STATISTICS	MS	OPP	DATE	OPPONENT	W/L	SCORE	ATTEND
-----							-----
SCORING.....	243	199	11-10-07	LOUISIANA TECH	W	75-45	10153
Points per game.....	81.0	66.3	11-15-07	CLEMSON	L	82-84	9950
Scoring margin.....	+14.7	-	11-17-07	UT MARTIN	W	86-70	9950
FIELD GOALS-ATT.....	88-195	66-210					
Field goal pct.....	.451	.314					
3 POINT FG-ATT.....	25-71	25-77					
3-point FG pct.....	.352	.325					
3-pt FG made per game..	8.3	8.3					
FREE THROWS-ATT.....	42-67	42-62					
Free throw pct.....	.627	.677					
REBOUNDS.....	147	132					
Rebounds per game.....	49.0	44.0					
Rebounding margin.....	+5.0	-					
ASSISTS.....	44	32					
Assists per game.....	14.7	10.7					
TURNOVERS.....	48	49					
Turnovers per game....	16.0	16.3					
Turnover margin.....	+0.3	-					
Assist/turnover ratio..	0.9	0.7					
STEALS.....	17	21					
Steals per game.....	5.7	7.0					
BLOCKS.....	29	7					
Blocks per game.....	9.7	2.3					
WINNING STREAK.....	1	-					
Home win streak.....	1	-					
ATTENDANCE.....	30053	0					
Home games-Avg/Game....	3-10018	0-0					
Neutral site-Avg/Game..	-	0-0					

SCORE BY PERIODS:	1st	2nd	Total
-----			
Mississippi State.....	103	140	- 243
Opponents.....	83	116	- 199

**Mississippi State Men's Basketball**  
**Mississippi State Game-by-Game Highs (as of Nov 17, 2007)**  
**All games**

Opponent	Date	Score	WL	POINTS	REBOUNDS	ASSISTS	STEALS	BLOCKED SHOTS
LOUISIANA TECH	11-10-07	75-45	W	21-Gordon, Jamon	11-Stewart, Barr	3-Stewart, Barr Hansbrough, B Gordon, Jamon	2-Gordon, Jamon Turner, Phil	6-Varnado, Jarv
CLEMSON	11-15-07	82-84	L	23-Gordon, Jamon	12-Varnado, Jarv Gordon, Jamon	3-Gordon, Jamon Hansbrough, B	2-Stewart, Barr	6-Varnado, Jarv
UT MARTIN	11-17-07	86-70	W	20-Hansbrough, B	16-Varnado, Jarv	6-Gordon, Jamon	2-Stewart, Barr	3-Varnado, Jarv Rhodes, Charl

**Mississippi State Men's Basketball**  
**Mississippi State Team Game-by-Game (as of Nov 17, 2007)**  
**All games**

TEAM STATISTICS

Opponent	Date	Score	W/L	FG-FGA	Pct	3FG-FGA	Pct	FT-FTA	Pct	Off	Def	Tot	Avg	PF	A	TO	Blk	Stl	Pts---Avg
LOUISIANA TECH	11-10-07	75-45	W	27-71	.380	8-25	.320	13-20	.650	12	34	46	46.0	13	13	4	10	6	75 75.0
CLEMSON	11-15-07	82-84	L	28-64	.438	7-24	.292	19-31	.613	21	30	51	48.5	28	10	19	10	5	82 78.5
UT MARTIN	11-17-07	86-70	W	33-60	.550	10-22	.455	10-16	.625	12	38	50	49.0	14	21	25	9	6	86 81.0
Mississippi State		243		88-195	.451	25-71	.352	42-67	.627	45	102	147	49.0	55	44	48	29	17	243 81.0
Opponents		199		66-210	.314	25-77	.325	42-62	.677	55	77	132	44.0	61	32	49	7	21	199 66.3

Games played: 3  
Points/game: 81.0  
FG Pct: 45.1  
3FG Pct: 35.2  
FT Pct: 62.7

Rebounds/game: 49.0  
Assists/game: 14.7  
Turnovers/game: 16.0  
Assist/turnover ratio: 0.9  
Steals/game: 5.7  
Blocks/game: 9.7

**Mississippi State Men's Basketball**  
**Mississippi State Opponent Game-by-Game (as of Nov 17, 2007)**  
**All games**

OPPONENT STATISTICS

Opponent	Date	Score	W/L	FG-FGA	Pct	3FG-FGA	Pct	FT-FTA	Pct	Off	Def	Tot	Avg	PF	A	TO	Blk	Stl	Pts---Avg
LOUISIANA TECH	11-10-07	75-45	W	17-62	.274	6-20	.300	5-10	.500	15	37	52	52.0	18	7	22	3	3	45 45.0
CLEMSON	11-15-07	82-84	L	24-70	.343	8-21	.381	28-38	.737	21	21	42	47.0	22	14	13	3	9	84 64.5
UT MARTIN	11-17-07	86-70	W	25-78	.321	11-36	.306	9-14	.643	19	19	38	44.0	21	11	14	1	9	70 66.3
Opponents		199		66-210	.314	25-77	.325	42-62	.677	55	77	132	44.0	61	32	49	7	21	199 66.3
Mississippi State		243		88-195	.451	25-71	.352	42-67	.627	45	102	147	49.0	55	44	48	29	17	243 81.0

Games played: 3  
Points/game: 66.3  
FG Pct: 31.4  
3FG Pct: 32.5  
FT Pct: 67.7

Rebounds/game: 44.0  
Assists/game: 10.7  
Turnovers/game: 16.3  
Assist/turnover ratio: 0.7  
Steals/game: 7.0  
Blocks/game: 2.3

Mississippi State Men's Basketball  
Mississippi State Team Game-by-Game Comparison (as of Nov 17, 2007)  
All games

Opponent	1st	2nd	Score	Mar	Total FG	FG Pct	3-Pointers	3FG Pct	Free Throws	FT Pct	Rebounds	Assist	TOver	Block	Steal	Fouls	
LOUISIANA TECH.....	30/14	45/31	75-45	+30	27-71/17-62	.380/.274	8-25/ 6-20	.320/.300	13-20/ 5-10	.650/.500	46/52	(6)	13/7	4/22	10/3	6/3	13/18
CLEMSON.....	32/39	50/45	82-84	(2)	28-64/24-70	.438/.343	7-24/ 8-21	.292/.381	19-31/28-38	.613/.737	51/42	+9	10/14	19/13	10/3	5/9	28/22
UT MARTIN.....	41/30	45/40	86-70	+16	33-60/25-78	.550/.321	10-22/11-36	.455/.306	10-16/ 9-14	.625/.643	50/38	+12	21/11	25/14	9/1	6/9	14/21

Note: Game totals are displayed in the format TEAM/OPPONENT for each category

Mississippi State Men's Basketball  
Mississippi State Team High/Low Analysis (as of Nov 17, 2007)  
All games

Mississippi State - TEAM GAME HIGHS

POINTS.....	86	vs UT Martin (11-17-07)
	82	vs Clemson (11-15-07)
	75	vs Louisiana Tech (11-10-07)
FIELD GOALS MADE.....	33	vs UT Martin (11-17-07)
	28	vs Clemson (11-15-07)
FIELD GOAL ATTEMPTS.....	71	vs Louisiana Tech (11-10-07)
	64	vs Clemson (11-15-07)
FIELD GOAL PERCENTAGE.....	.550 (33-60)	vs UT Martin (11-17-07)
	.438 (28-64)	vs Clemson (11-15-07)
3 PT FIELD GOALS MADE.....	10	vs UT Martin (11-17-07)
	8	vs Louisiana Tech (11-10-07)
3 PT FG ATTEMPTS.....	25	vs Louisiana Tech (11-10-07)
	24	vs Clemson (11-15-07)
3 PT FG PERCENTAGE.....	.455 (10-22)	vs UT Martin (11-17-07)
	.320 ( 8-25)	vs Louisiana Tech (11-10-07)
FREE THROWS MADE.....	19	vs Clemson (11-15-07)
	13	vs Louisiana Tech (11-10-07)
FREE THROW ATTEMPTS.....	31	vs Clemson (11-15-07)
	20	vs Louisiana Tech (11-10-07)
FREE THROW PERCENTAGE.....	.650 (13-20)	vs Louisiana Tech (11-10-07)
	.625 (10-16)	vs UT Martin (11-17-07)
REBOUNDS.....	51	vs Clemson (11-15-07)
	50	vs UT Martin (11-17-07)
ASSISTS.....	21	vs UT Martin (11-17-07)
	13	vs Louisiana Tech (11-10-07)
STEALS.....	6	vs UT Martin (11-17-07)
	6	vs Louisiana Tech (11-10-07)
BLOCKED SHOTS.....	10	vs Clemson (11-15-07)
	10	vs Louisiana Tech (11-10-07)
TURNOVERS.....	25	vs UT Martin (11-17-07)
	19	vs Clemson (11-15-07)
FOULS.....	28	vs Clemson (11-15-07)
	14	vs UT Martin (11-17-07)



Mississippi State Men's Basketball  
Mississippi State High/Low Analysis (as of Nov 17, 2007)  
All games

Mississippi State - GAME LOWS

POINTS.....	75	vs Louisiana Tech (11-10-07)
	82	vs Clemson (11-15-07)
	86	vs UT Martin (11-17-07)
FIELD GOALS MADE.....	27	vs Louisiana Tech (11-10-07)
	28	vs Clemson (11-15-07)
FIELD GOAL ATTEMPTS.....	60	vs UT Martin (11-17-07)
	64	vs Clemson (11-15-07)
FIELD GOAL PERCENTAGE.....	.380 (27-71)	vs Louisiana Tech (11-10-07)
	.438 (28-64)	vs Clemson (11-15-07)
3 PT FIELD GOALS MADE.....	7	vs Clemson (11-15-07)
	8	vs Louisiana Tech (11-10-07)
3 PT FG ATTEMPTS.....	22	vs UT Martin (11-17-07)
	24	vs Clemson (11-15-07)
3 PT FG PERCENTAGE.....	.292 ( 7-24)	vs Clemson (11-15-07)
	.320 ( 8-25)	vs Louisiana Tech (11-10-07)
FREE THROWS MADE.....	10	vs UT Martin (11-17-07)
	13	vs Louisiana Tech (11-10-07)
FREE THROW ATTEMPTS.....	16	vs UT Martin (11-17-07)
	20	vs Louisiana Tech (11-10-07)
FREE THROW PERCENTAGE.....	.613 (19-31)	vs Clemson (11-15-07)
	.625 (10-16)	vs UT Martin (11-17-07)
REBOUNDS.....	46	vs Louisiana Tech (11-10-07)
	50	vs UT Martin (11-17-07)
ASSISTS.....	10	vs Clemson (11-15-07)
	13	vs Louisiana Tech (11-10-07)
STEALS.....	5	vs Clemson (11-15-07)
	6	vs Louisiana Tech (11-10-07)
	6	vs UT Martin (11-17-07)
BLOCKED SHOTS.....	9	vs UT Martin (11-17-07)
	10	vs Louisiana Tech (11-10-07)
	10	vs Clemson (11-15-07)
TURNOVERS.....	4	vs Louisiana Tech (11-10-07)
	19	vs Clemson (11-15-07)
FOULS.....	13	vs Louisiana Tech (11-10-07)
	14	vs UT Martin (11-17-07)

Mississippi State Men's Basketball  
Mississippi State High/Low Analysis (as of Nov 17, 2007)  
All games

Opponent - GAME HIGHS

POINTS.....	84	vs Clemson (11-15-07)
	70	vs UT Martin (11-17-07)
	45	vs Louisiana Tech (11-10-07)
FIELD GOALS MADE.....	25	vs UT Martin (11-17-07)
	24	vs Clemson (11-15-07)
FIELD GOAL ATTEMPTS.....	78	vs UT Martin (11-17-07)
	70	vs Clemson (11-15-07)
FIELD GOAL PERCENTAGE.....	.343 (24-70)	vs Clemson (11-15-07)
	.321 (25-78)	vs UT Martin (11-17-07)
3 PT FIELD GOALS MADE.....	11	vs UT Martin (11-17-07)
	8	vs Clemson (11-15-07)
3 PT FG ATTEMPTS.....	36	vs UT Martin (11-17-07)
	21	vs Clemson (11-15-07)
3 PT FG PERCENTAGE.....	.381 ( 8-21)	vs Clemson (11-15-07)
	.306 (11-36)	vs UT Martin (11-17-07)
FREE THROWS MADE.....	28	vs Clemson (11-15-07)
	9	vs UT Martin (11-17-07)
FREE THROW ATTEMPTS.....	38	vs Clemson (11-15-07)
	14	vs UT Martin (11-17-07)
FREE THROW PERCENTAGE.....	.737 (28-38)	vs Clemson (11-15-07)
	.643 ( 9-14)	vs UT Martin (11-17-07)
REBOUNDS.....	52	vs Louisiana Tech (11-10-07)
	42	vs Clemson (11-15-07)
ASSISTS.....	14	vs Clemson (11-15-07)
	11	vs UT Martin (11-17-07)
STEALS.....	9	vs UT Martin (11-17-07)
	9	vs Clemson (11-15-07)
BLOCKED SHOTS.....	3	vs Clemson (11-15-07)
	3	vs Louisiana Tech (11-10-07)
TURNOVERS.....	22	vs Louisiana Tech (11-10-07)
	14	vs UT Martin (11-17-07)
FOULS.....	22	vs Clemson (11-15-07)
	21	vs UT Martin (11-17-07)

Mississippi State Men's Basketball  
Mississippi State High/Low Analysis (as of Nov 17, 2007)  
All games

Opponent - GAME LOWS

POINTS.....	45	vs Louisiana Tech (11-10-07)
	70	vs UT Martin (11-17-07)
	84	vs Clemson (11-15-07)
FIELD GOALS MADE.....	17	vs Louisiana Tech (11-10-07)
	24	vs Clemson (11-15-07)
FIELD GOAL ATTEMPTS.....	62	vs Louisiana Tech (11-10-07)
	70	vs Clemson (11-15-07)
FIELD GOAL PERCENTAGE.....	.274 (17-62)	vs Louisiana Tech (11-10-07)
	.321 (25-78)	vs UT Martin (11-17-07)
3 PT FIELD GOALS MADE.....	6	vs Louisiana Tech (11-10-07)
	8	vs Clemson (11-15-07)
3 PT FG ATTEMPTS.....	20	vs Louisiana Tech (11-10-07)
	21	vs Clemson (11-15-07)
3 PT FG PERCENTAGE.....	.300 ( 6-20)	vs Louisiana Tech (11-10-07)
	.306 (11-36)	vs UT Martin (11-17-07)
FREE THROWS MADE.....	5	vs Louisiana Tech (11-10-07)
	9	vs UT Martin (11-17-07)
FREE THROW ATTEMPTS.....	10	vs Louisiana Tech (11-10-07)
	14	vs UT Martin (11-17-07)
FREE THROW PERCENTAGE.....	.500 ( 5-10)	vs Louisiana Tech (11-10-07)
	.643 ( 9-14)	vs UT Martin (11-17-07)
REBOUNDS.....	38	vs UT Martin (11-17-07)
	42	vs Clemson (11-15-07)
ASSISTS.....	7	vs Louisiana Tech (11-10-07)
	11	vs UT Martin (11-17-07)
STEALS.....	3	vs Louisiana Tech (11-10-07)
	9	vs Clemson (11-15-07)
	9	vs UT Martin (11-17-07)
BLOCKED SHOTS.....	1	vs UT Martin (11-17-07)
	3	vs Louisiana Tech (11-10-07)
	3	vs Clemson (11-15-07)
TURNOVERS.....	13	vs Clemson (11-15-07)
	14	vs UT Martin (11-17-07)
FOULS.....	18	vs Louisiana Tech (11-10-07)
	21	vs UT Martin (11-17-07)

Mississippi State Men's Basketball  
Mississippi State Player High/Low Analysis (as of Nov 17, 2007)  
All games

Mississippi State - INDIVIDUAL GAME HIGHS

POINTS.....	23	Gordon, Jamont vs Clemson (11-15-07)
	21	Gordon, Jamont vs Louisiana Tech (11-10-07)
	20	Hansbrough, Ben vs UT Martin (11-17-07)
	17	Rhodes, Charles vs Clemson (11-15-07)
	17	Rhodes, Charles vs Louisiana Tech (11-10-07)
FIELD GOALS MADE.....	8	Rhodes, Charles vs Louisiana Tech (11-10-07)
	7	Rhodes, Charles vs UT Martin (11-17-07)
	7	Rhodes, Charles vs Clemson (11-15-07)
	7	Gordon, Jamont vs Clemson (11-15-07)
	7	Gordon, Jamont vs Louisiana Tech (11-10-07)
FIELD GOAL ATT.....	17	Rhodes, Charles vs Louisiana Tech (11-10-07)
	16	Gordon, Jamont vs Clemson (11-15-07)
FG PCT (min 5 made).....	.778 ( 7-9 )	Rhodes, Charles vs UT Martin (11-17-07)
	.750 ( 6-8 )	Hansbrough, Ben vs UT Martin (11-17-07)
3 PT FG MADE.....	4	Hansbrough, Ben vs UT Martin (11-17-07)
	3	Benock, Riley vs UT Martin (11-17-07)
	3	Gordon, Jamont vs Clemson (11-15-07)
	3	Gordon, Jamont vs Louisiana Tech (11-10-07)
	3	Hansbrough, Ben vs Louisiana Tech (11-10-07)
3 PT FG ATTEMPTS.....	9	Gordon, Jamont vs Clemson (11-15-07)
	7	Gordon, Jamont vs Louisiana Tech (11-10-07)
3-PT FG PCT (min 2 made).....	1.000 ( 3-3 )	Benock, Riley vs UT Martin (11-17-07)
	.667 ( 4-6 )	Hansbrough, Ben vs UT Martin (11-17-07)
FREE THROWS MADE.....	6	Gordon, Jamont vs Clemson (11-15-07)
	4	Hansbrough, Ben vs UT Martin (11-17-07)
	4	Stewart, Barry vs Clemson (11-15-07)
	4	Gordon, Jamont vs Louisiana Tech (11-10-07)
FREE THROW ATT.....	10	Gordon, Jamont vs Clemson (11-15-07)
	7	Rhodes, Charles vs Clemson (11-15-07)
FT PCT (min 3 made).....	1.000 ( 4-4 )	Hansbrough, Ben vs UT Martin (11-17-07)
	1.000 ( 4-4 )	Stewart, Barry vs Clemson (11-15-07)
	1.000 ( 4-4 )	Gordon, Jamont vs Louisiana Tech (11-10-07)
REBOUNDS.....	16	Varnado, Jarvis vs UT Martin (11-17-07)
	12	Gordon, Jamont vs Clemson (11-15-07)
	12	Varnado, Jarvis vs Clemson (11-15-07)
ASSISTS.....	6	Gordon, Jamont vs UT Martin (11-17-07)
	4	Benock, Riley vs UT Martin (11-17-07)
	4	Stewart, Barry vs UT Martin (11-17-07)
STEALS.....	2	Stewart, Barry vs UT Martin (11-17-07)
	2	Stewart, Barry vs Clemson (11-15-07)
	2	Turner, Phil vs Louisiana Tech (11-10-07)
	2	Gordon, Jamont vs Louisiana Tech (11-10-07)
BLOCKED SHOTS.....	6	Varnado, Jarvis vs Clemson (11-15-07)
	6	Varnado, Jarvis vs Louisiana Tech (11-10-07)
TURNOVERS.....	6	Gordon, Jamont vs Clemson (11-15-07)
	4	Stewart, Barry vs UT Martin (11-17-07)
	4	Rhodes, Charles vs UT Martin (11-17-07)
	4	Varnado, Jarvis vs Clemson (11-15-07)
	4	Stewart, Barry vs Clemson (11-15-07)
FOULS.....	5	Varnado, Jarvis vs Clemson (11-15-07)
	5	Stewart, Barry vs Clemson (11-15-07)

Mississippi State Men's Basketball  
Mississippi State High/Low Analysis (as of Nov 17, 2007)  
All games

OPPONENT INDIVIDUAL GAME HIGHS

POINTS.....	27	Hudson, Lester vs UT Martin (11-17-07)
	24	Weddle, Marquis vs UT Martin (11-17-07)
	17	Rivers, K.C. vs Clemson (11-15-07)
	17	Oglesby, Terrence vs Clemson (11-15-07)
	15	Gibson, Kyle vs Louisiana Tech (11-10-07)
FIELD GOALS MADE.....	10	Weddle, Marquis vs UT Martin (11-17-07)
	9	Hudson, Lester vs UT Martin (11-17-07)
FIELD GOAL ATT.....	23	Weddle, Marquis vs UT Martin (11-17-07)
	22	Hudson, Lester vs UT Martin (11-17-07)
FG PCT (min 5 made).....	.455 ( 5-11)	Hammonds, Cliff vs Clemson (11-15-07)
	.435 (10-23)	Weddle, Marquis vs UT Martin (11-17-07)
3 PT FG MADE.....	4	Hudson, Lester vs UT Martin (11-17-07)
	4	Weddle, Marquis vs UT Martin (11-17-07)
3 PT FG ATTEMPTS.....	12	Hudson, Lester vs UT Martin (11-17-07)
	10	Weddle, Marquis vs UT Martin (11-17-07)
3-PT FG PCT (min 2 made).....	.750 ( 3-4 )	Rivers, K.C. vs Clemson (11-15-07)
	.667 ( 2-3 )	Clark, Jonathan vs Louisiana Tech (11-10-07)
FREE THROWS MADE.....	8	Stitt, Demontez vs Clemson (11-15-07)
	6	Oglesby, Terrence vs Clemson (11-15-07)
FREE THROW ATT.....	10	Gibson, Kyle vs Louisiana Tech (11-10-07)
	9	Oglesby, Terrence vs Clemson (11-15-07)
FT PCT (min 3 made).....	1.000 ( 8-8 )	Stitt, Demontez vs Clemson (11-15-07)
	1.000 ( 5-5 )	Hudson, Lester vs UT Martin (11-17-07)
	1.000 ( 4-4 )	Rivers, K.C. vs Clemson (11-15-07)
	1.000 ( 3-3 )	Grant, Jerai vs Clemson (11-15-07)
REBOUNDS.....	15	Gibson, Kyle vs Louisiana Tech (11-10-07)
	11	Hudson, Lester vs UT Martin (11-17-07)
	11	Robinson, Gerald vs UT Martin (11-17-07)
	11	Mays, James vs Clemson (11-15-07)
ASSISTS.....	5	Hammonds, Cliff vs Clemson (11-15-07)
	4	Hudson, Lester vs UT Martin (11-17-07)
	4	Mays, James vs Clemson (11-15-07)
STEALS.....	3	Hudson, Lester vs UT Martin (11-17-07)
	3	Rivers, K.C. vs Clemson (11-15-07)
BLOCKED SHOTS.....	2	Booker, Trevor vs Clemson (11-15-07)
	2	Gibson, Kyle vs Louisiana Tech (11-10-07)
TURNOVERS.....	5	Robinson, Gerald vs UT Martin (11-17-07)
	5	Stitt, Demontez vs Clemson (11-15-07)
FOULS.....	4	Hudson, Lester vs UT Martin (11-17-07)
	4	Mays, James vs Clemson (11-15-07)
	4	Booker, Trevor vs Clemson (11-15-07)

**Mississippi State Men's Basketball**  
**Mississippi State Game-by-Game Points-Rebounds-Assists (as of Nov 17, 2007)**  
**All games**

Opponent	Date	Score		02	03	10	11	14	15	21	22	23
-----	----	-----	WL	JOHNSON,R	BEGLEY,BI	IUPE,JOSE	HANSBROUG	BRYANT,RO	BENOCK,RI	JOHNSON,B	STEWART,B	RHODES,CH
-----	----	-----	--	-----	-----	-----	-----	-----	-----	-----	-----	-----
LOUISIANA TECH	11-10-07	75-45	W	0- 1- 0	0- 0- 0	0- 0- 0	11- 3- 3	0- 0- 0	3- 1- 0	4- 2- 0	13-11- 3	17- 7- 2
CLEMSON	11-15-07	82-84	L	DNP	DNP	DNP	6- 2- 3	DNP	0- 0- 0	10- 3- 0	12- 6- 2	17- 6- 1
UT MARTIN	11-17-07	86-70	W	2- 0- 0	0- 1- 0	0- 0- 0	20- 5- 3	2- 1- 0	10- 2- 4	0- 4- 0	9- 4- 4	15- 5- 2

Opponent	Date	Score		24	25	32	33	44	45
-----	----	-----	WL	AUGUSTUS,	TURNER,PH	VARNADO,J	BOLEN,BRA	GORDON,JA	BAILEY,EL
-----	----	-----	--	-----	-----	-----	-----	-----	-----
LOUISIANA TECH	11-10-07	75-45	W	0- 2- 0	0- 4- 2	4- 5- 0	0- 1- 0	21- 5- 3	2- 1- 0
CLEMSON	11-15-07	82-84	L	DNP	5- 4- 1	7-12- 0	DNP	23-12- 3	2- 1- 0
UT MARTIN	11-17-07	86-70	W	0- 0- 0	6- 0- 1	8-16- 1	0- 0- 0	10- 4- 6	4- 2- 0



**Mississippi State Men's Basketball**  
**Mississippi State Individual Game-by-Game (as of Nov 17, 2007)**  
**All games**

**#02 Johnson, Ravern**

Opponent	Date	GS	Min	---TOTAL---		---3-PTS---		---REBOUNDS---										Pts	Avg
				FG-FGA	Pct	3FG-FGA	Pct	FT-FTA	Pct	Off	Def	Tot	Avg	PF	FO	A	TO	Blk	Stl
LOUISIANA TECH	11-10-07		4	0-2	.000	0-0	.000	0-0	.000	1	0	1	1.0	1	0	0	0	0	0
UT MARTIN	11-17-07		6	1-3	.333	0-0	.000	0-0	.000	0	0	0	0.5	0	0	0	0	0	2
Totals.....		0	10	1-5	.200	0-0	.000	0-0	.000	1	0	1	0.5	1	0	0	0	0	2

Games played: 2  
Minutes/game: 5.0  
Points/game: 1.0  
FG Pct: 20.0

Rebounds/game: 0.5

**#03 Begley, Billy**

Opponent	Date	GS	Min	---TOTAL---		---3-PTS---		---REBOUNDS---										Pts	Avg
				FG-FGA	Pct	3FG-FGA	Pct	FT-FTA	Pct	Off	Def	Tot	Avg	PF	FO	A	TO	Blk	Stl
LOUISIANA TECH	11-10-07		1	0-1	.000	0-0	.000	0-0	.000	0	0	0	0.0	0	0	0	0	0	0
UT MARTIN	11-17-07		2	0-0	.000	0-0	.000	0-0	.000	0	1	1	0.5	1	0	0	0	0	0
Totals.....		0	3	0-1	.000	0-0	.000	0-0	.000	0	1	1	0.5	1	0	0	0	0	0

Games played: 2  
Minutes/game: 1.5  
FG Pct: 0.0

Rebounds/game: 0.5

**#10 Iupe, Joseph**

Opponent	Date	GS	Min	---TOTAL---		---3-PTS---		---REBOUNDS---										Pts	Avg
				FG-FGA	Pct	3FG-FGA	Pct	FT-FTA	Pct	Off	Def	Tot	Avg	PF	FO	A	TO	Blk	Stl
LOUISIANA TECH	11-10-07		1	0-0	.000	0-0	.000	0-0	.000	0	0	0	0.0	0	0	0	0	0	0
UT MARTIN	11-17-07		1	0-0	.000	0-0	.000	0-0	.000	0	0	0	0.0	0	0	0	0	0	0
Totals.....		0	2	0-0	.000	0-0	.000	0-0	.000	0	0	0	0.0	0	0	0	0	0	0

Games played: 2  
Minutes/game: 1.0

**Mississippi State Men's Basketball**  
**Mississippi State Individual Game-by-Game (as of Nov 17, 2007)**  
**All games**

**#11 Hansbrough, Ben**

Opponent	Date	GS	Min	---TOTAL---		---3-PTS---		----REBOUNDS----										Pts	Avg		
				FG-FGA	Pct	3FG-FGA	Pct	FT-FTA	Pct	Off	Def	Tot	Avg	PF	FO	A	TO			Blk	Stl
LOUISIANA TECH	11-10-07	*	27	3-8	.375	3-6	.500	2-2	1.000	0	3	3	3.0	1	0	3	1	1	1	11	11.0
CLEMSON	11-15-07	*	37	1-4	.250	1-4	.250	3-4	.750	0	2	2	2.5	4	0	3	1	0	1	6	8.5
UT MARTIN	11-17-07	*	25	6-8	.750	4-6	.667	4-4	1.000	0	5	5	3.3	2	0	3	3	0	1	20	12.3
Totals.....		3	89	10-20	.500	8-16	.500	9-10	.900	0	10	10	3.3	7	0	9	5	1	3	37	12.3

Games played: 3  
Minutes/game: 29.7  
Points/game: 12.3  
FG Pct: 50.0  
3FG Pct: 50.0  
FT Pct: 90.0

Rebounds/game: 3.3  
Assists/game: 3.0  
Turnovers/game: 1.7  
Assist/turnover ratio: 1.8  
Steals/game: 1.0  
Blocks/game: 0.3

**#14 Bryant, Rod**

Opponent	Date	GS	Min	---TOTAL---		---3-PTS---		----REBOUNDS----										Pts	Avg		
				FG-FGA	Pct	3FG-FGA	Pct	FT-FTA	Pct	Off	Def	Tot	Avg	PF	FO	A	TO			Blk	Stl
LOUISIANA TECH	11-10-07		1	0-0	.000	0-0	.000	0-0	.000	0	0	0	0.0	0	0	0	0	0	0	0	0.0
UT MARTIN	11-17-07		1	1-1	1.000	0-0	.000	0-1	.000	0	1	1	0.5	0	0	0	1	0	0	2	1.0
Totals.....		0	2	1-1	1.000	0-0	.000	0-1	.000	0	1	1	0.5	0	0	0	1	0	0	2	1.0

Games played: 2  
Minutes/game: 1.0  
Points/game: 1.0  
FG Pct: 100.0  
FT Pct: 0.0

Rebounds/game: 0.5  
Turnovers/game: 0.5

**#15 Benock, Riley**

Opponent	Date	GS	Min	---TOTAL---		---3-PTS---		----REBOUNDS----										Pts	Avg		
				FG-FGA	Pct	3FG-FGA	Pct	FT-FTA	Pct	Off	Def	Tot	Avg	PF	FO	A	TO			Blk	Stl
LOUISIANA TECH	11-10-07		11	1-3	.333	1-3	.333	0-0	.000	0	1	1	1.0	1	0	0	0	0	0	3	3.0
CLEMSON	11-15-07		5	0-3	.000	0-3	.000	0-0	.000	0	0	0	0.5	0	0	0	0	0	1	0	1.5
UT MARTIN	11-17-07		15	3-3	1.000	3-3	1.000	1-2	.500	0	2	2	1.0	0	0	4	1	0	0	10	4.3
Totals.....		0	31	4-9	.444	4-9	.444	1-2	.500	0	3	3	1.0	1	0	4	1	0	1	13	4.3

Games played: 3  
Minutes/game: 10.3  
Points/game: 4.3  
FG Pct: 44.4  
3FG Pct: 44.4  
FT Pct: 50.0

Rebounds/game: 1.0  
Assists/game: 1.3  
Turnovers/game: 0.3  
Assist/turnover ratio: 4.0  
Steals/game: 0.3

**Mississippi State Men's Basketball**  
**Mississippi State Individual Game-by-Game (as of Nov 17, 2007)**  
**All games**

**#21 Johnson, Brian**

Opponent	Date	GS	Min	---TOTAL---		---3-PTS---		----REBOUNDS----										Pts	Avg		
				FG-FGA	Pct	3FG-FGA	Pct	FT-FTA	Pct	Pct	Off	Def	Tot	Avg	PF	FO	A			TO	Blk
LOUISIANA TECH	11-10-07		11	1-3	.333	0-1	.000	2-3	.667	2	0	2	2.0	2	0	0	0	0	0	4	4.0
CLEMSON	11-15-07		19	4-4	1.000	0-0	.000	2-2	1.000	2	1	3	2.5	2	0	0	1	0	0	10	7.0
UT MARTIN	11-17-07		12	0-3	.000	0-1	.000	0-0	.000	2	2	4	3.0	0	0	0	0	0	0	0	4.7
Totals.....		0	42	5-10	.500	0-2	.000	4-5	.800	6	3	9	3.0	4	0	0	1	0	0	14	4.7

Games played: 3  
Minutes/game: 14.0  
Points/game: 4.7  
FG Pct: 50.0  
3FG Pct: 0.0  
FT Pct: 80.0

Rebounds/game: 3.0  
Turnovers/game: 0.3

**#22 Stewart, Barry**

Opponent	Date	GS	Min	---TOTAL---		---3-PTS---		----REBOUNDS----										Pts	Avg		
				FG-FGA	Pct	3FG-FGA	Pct	FT-FTA	Pct	Off	Def	Tot	Avg	PF	FO	A	TO			Blk	Stl
LOUISIANA TECH	11-10-07	*	26	5-10	.500	1-5	.200	2-3	.667	2	9	11	11.0	2	0	3	0	1	0	13	13.0
CLEMSON	11-15-07	*	36	3-10	.300	2-6	.333	4-4	1.000	1	5	6	8.5	5	1	2	4	0	2	12	12.5
UT MARTIN	11-17-07	*	26	3-12	.250	0-4	.000	3-4	.750	2	2	4	7.0	1	0	4	4	0	2	9	11.3
Totals.....		3	88	11-32	.344	3-15	.200	9-11	.818	5	16	21	7.0	8	1	9	8	1	4	34	11.3

Games played: 3  
Minutes/game: 29.3  
Points/game: 11.3  
FG Pct: 34.4  
3FG Pct: 20.0  
FT Pct: 81.8

Rebounds/game: 7.0  
Assists/game: 3.0  
Turnovers/game: 2.7  
Assist/turnover ratio: 1.1  
Steals/game: 1.3  
Blocks/game: 0.3

**#23 Rhodes, Charles**

Opponent	Date	GS	Min	---TOTAL---		---3-PTS---		----REBOUNDS----										Pts	Avg		
				FG-FGA	Pct	3FG-FGA	Pct	FT-FTA	Pct	Pct	Off	Def	Tot	Avg	PF	FO	A			TO	Blk
LOUISIANA TECH	11-10-07	*	27	8-17	.471	0-0	.000	1-4	.250	2	5	7	7.0	2	0	2	0	2	1	17	17.0
CLEMSON	11-15-07	*	25	7-12	.583	0-0	.000	3-7	.429	2	4	6	6.5	3	0	1	2	4	0	17	17.0
UT MARTIN	11-17-07	*	24	7-9	.778	0-0	.000	1-2	.500	4	1	5	6.0	3	0	2	4	3	1	15	16.3
Totals.....		3	76	22-38	.579	0-0	.000	5-13	.385	8	10	18	6.0	8	0	5	6	9	2	49	16.3

Games played: 3  
Minutes/game: 25.3  
Points/game: 16.3  
FG Pct: 57.9  
FT Pct: 38.5

Rebounds/game: 6.0  
Assists/game: 1.7  
Turnovers/game: 2.0  
Assist/turnover ratio: 0.8  
Steals/game: 0.7  
Blocks/game: 3.0

**Mississippi State Men's Basketball**  
**Mississippi State Individual Game-by-Game (as of Nov 17, 2007)**  
**All games**

**#24 Augustus, Kodi**

Opponent	Date	GS	Min	---TOTAL---		---3-PTS---		----REBOUNDS----										Pts	Avg		
				FG-FGA	Pct	3FG-FGA	Pct	FT-FTA	Pct	Off	Def	Tot	Avg	PF	FO	A	TO			Blk	Stl
LOUISIANA TECH	11-10-07		9	0-2	.000	0-2	.000	0-0	.000	0	2	2	2.0	1	0	0	0	0	0	0	0.0
UT MARTIN	11-17-07		7	0-1	.000	0-0	.000	0-0	.000	0	0	0	1.0	2	0	0	3	1	0	0	0.0
Totals.....		0	16	0-3	.000	0-2	.000	0-0	.000	0	2	2	1.0	3	0	0	3	1	0	0	0.0

Games played: 2  
Minutes/game: 8.0  
FG Pct: 0.0  
3FG Pct: 0.0

Rebounds/game: 1.0  
Turnovers/game: 1.5  
Blocks/game: 0.5

**#25 Turner, Phil**

Opponent	Date	GS	Min	---TOTAL---		---3-PTS---		----REBOUNDS----										Pts	Avg		
				FG-FGA	Pct	3FG-FGA	Pct	FT-FTA	Pct	Off	Def	Tot	Avg	PF	FO	A	TO			Blk	Stl
LOUISIANA TECH	11-10-07		18	0-3	.000	0-1	.000	0-0	.000	0	4	4	4.0	1	0	2	0	0	2	0	0.0
CLEMSON	11-15-07		15	2-6	.333	1-2	.500	0-2	.000	3	1	4	4.0	3	0	1	1	0	0	5	2.5
UT MARTIN	11-17-07		16	2-6	.333	1-4	.250	1-2	.500	0	0	0	2.7	1	0	1	2	0	0	6	3.7
Totals.....		0	49	4-15	.267	2-7	.286	1-4	.250	3	5	8	2.7	5	0	4	3	0	2	11	3.7

Games played: 3  
Minutes/game: 16.3  
Points/game: 3.7  
FG Pct: 26.7  
3FG Pct: 28.6  
FT Pct: 25.0

Rebounds/game: 2.7  
Assists/game: 1.3  
Turnovers/game: 1.0  
Assist/turnover ratio: 1.3  
Steals/game: 0.7

**#32 Varnado, Jarvis**

Opponent	Date	GS	Min	---TOTAL---		---3-PTS---		----REBOUNDS----										Pts	Avg		
				FG-FGA	Pct	3FG-FGA	Pct	FT-FTA	Pct	Off	Def	Tot	Avg	PF	FO	A	TO			Blk	Stl
LOUISIANA TECH	11-10-07	*	26	1-5	.200	0-0	.000	2-2	1.000	1	4	5	5.0	1	0	0	1	6	0	4	4.0
CLEMSON	11-15-07	*	27	3-7	.429	0-0	.000	1-2	.500	6	6	12	8.5	5	1	0	4	6	0	7	5.5
UT MARTIN	11-17-07	*	27	4-4	1.000	0-0	.000	0-0	.000	3	13	16	11.0	1	0	1	1	3	0	8	6.3
Totals.....		3	80	8-16	.500	0-0	.000	3-4	.750	10	23	33	11.0	7	1	1	6	15	0	19	6.3

Games played: 3  
Minutes/game: 26.7  
Points/game: 6.3  
FG Pct: 50.0  
FT Pct: 75.0

Rebounds/game: 11.0  
Assists/game: 0.3  
Turnovers/game: 2.0  
Assist/turnover ratio: 0.2  
Blocks/game: 5.0

**Mississippi State Men's Basketball**  
**Mississippi State Individual Game-by-Game (as of Nov 17, 2007)**  
**All games**

**#33 Bolen, Brandon**

Opponent	Date	GS	Min	---TOTAL---		---3-PTS---		----REBOUNDS----										PF	FO	A	TO	Blk	Stl	Pts	Avg
				FG-FGA	Pct	3FG-FGA	Pct	FT-FTA	Pct	Pct	Off	Def	Tot	Avg											
LOUISIANA TECH	11-10-07		1	0-0	.000	0-0	.000	0-0	.000	0	1	1	1.0	0	0	0	0	0	0	0	0.0				
UT MARTIN	11-17-07		1	0-0	.000	0-0	.000	0-0	.000	0	0	0	0.5	1	0	0	1	0	0	0	0.0				
Totals.....		0	2	0-0	.000	0-0	.000	0-0	.000	0	1	1	0.5	1	0	0	1	0	0	0	0.0				

Games played: 2  
Minutes/game: 1.0

Rebounds/game: 0.5  
Turnovers/game: 0.5

**#44 Gordon, Jamont**

Opponent	Date	GS	Min	---TOTAL---		---3-PTS---		----REBOUNDS----										PF	FO	A	TO	Blk	Stl	Pts	Avg
				FG-FGA	Pct	3FG-FGA	Pct	FT-FTA	Pct	Pct	Off	Def	Tot	Avg											
LOUISIANA TECH	11-10-07	*	29	7-14	.500	3-7	.429	4-4	1.000	2	3	5	5.0	1	0	3	2	0	2	21	21.0				
CLEMSON	11-15-07	*	33	7-16	.438	3-9	.333	6-10	.600	3	9	12	8.5	4	0	3	6	0	1	23	22.0				
UT MARTIN	11-17-07	*	29	4-8	.500	2-4	.500	0-1	.000	0	4	4	7.0	1	0	6	3	2	1	10	18.0				
Totals.....		3	91	18-38	.474	8-20	.400	10-15	.667	5	16	21	7.0	6	0	12	11	2	4	54	18.0				

Games played: 3  
Minutes/game: 30.3  
Points/game: 18.0  
FG Pct: 47.4  
3FG Pct: 40.0  
FT Pct: 66.7

Rebounds/game: 7.0  
Assists/game: 4.0  
Turnovers/game: 3.7  
Assist/turnover ratio: 1.1  
Steals/game: 1.3  
Blocks/game: 0.7

**#45 Bailey, Elgin**

Opponent	Date	GS	Min	---TOTAL---		---3-PTS---		----REBOUNDS----										PF	FO	A	TO	Blk	Stl	Pts	Avg
				FG-FGA	Pct	3FG-FGA	Pct	FT-FTA	Pct	Pct	Off	Def	Tot	Avg											
LOUISIANA TECH	11-10-07		8	1-3	.333	0-0	.000	0-2	.000	1	0	1	1.0	0	0	0	0	0	0	2	2.0				
CLEMSON	11-15-07		3	1-2	.500	0-0	.000	0-0	.000	1	0	1	1.0	2	0	0	0	0	0	2	2.0				
UT MARTIN	11-17-07		8	2-2	1.000	0-0	.000	0-0	.000	0	2	2	1.3	1	0	0	2	0	1	4	2.7				
Totals.....		0	19	4-7	.571	0-0	.000	0-2	.000	2	2	4	1.3	3	0	0	2	0	1	8	2.7				

Games played: 3  
Minutes/game: 6.3  
Points/game: 2.7  
FG Pct: 57.1  
FT Pct: 0.0

Rebounds/game: 1.3  
Turnovers/game: 0.7  
Steals/game: 0.3

2006 Basketball Season - Individual Career History (Nov 17, 2007)

Augustus, Kodi

Year	GP-GS	Min/Avg	Total		3-Point		Rebounds										Pts/Avg
			FG-FGA	Pct	FG-FGA	Pct	FT-FTA	Pct	Off-Def	Tot	Avg	PF-FO	Ast	TO	Blk	Stl	
2007-08	2-0	16/8.0	0-3	.000	0-2	.000	0-0	.000	0-2	2	1.0	3-0	0	3	1	0	0/0.0
TOTAL	2-0	16/8.0	0-3	.000	0-2	.000	0-0	.000	0-2	2	1.0	3-0	0	3	1	0	0/0.0

Bailey, Elgin

Year	GP-GS	Min/Avg	Total		3-Point		Rebounds										Pts/Avg
			FG-FGA	Pct	FG-FGA	Pct	FT-FTA	Pct	Off-Def	Tot	Avg	PF-FO	Ast	TO	Blk	Stl	
2007-08	3-0	19/6.3	4-7	.571	0-0	.000	0-2	.000	2-2	4	1.3	3-0	0	2	0	1	8/2.7
TOTAL	3-0	19/6.3	4-7	.571	0-0	.000	0-2	.000	2-2	4	1.3	3-0	0	2	0	1	8/2.7

Begley, Billy

Year	GP-GS	Min/Avg	Total		3-Point		Rebounds										Pts/Avg
			FG-FGA	Pct	FG-FGA	Pct	FT-FTA	Pct	Off-Def	Tot	Avg	PF-FO	Ast	TO	Blk	Stl	
2003-04	5-0	6/1.2	1-2	.500	0-1	.000	0-2	.000	1-2	3	0.6	0-0	0	2	0	0	2/0.4
2004-05	12-0	16/1.3	3-5	.600	2-3	.667	2-2	1.000	0-2	2	0.2	0-0	1	0	0	0	10/0.8
2006-07	12-0	21/1.8	1-14	.071	0-11	.000	0-0	.000	0-1	1	0.1	2-0	2	2	0	0	2/0.2
2007-08	2-0	3/1.5	0-1	.000	0-0	.000	0-0	.000	0-1	1	0.5	1-0	0	0	0	0	0/0.0
TOTAL	31-0	46/1.5	5-22	.227	2-15	.133	2-4	.500	1-6	7	0.2	3-0	3	4	0	0	14/0.5

Benock, Riley

Year	GP-GS	Min/Avg	Total		3-Point		Rebounds										Pts/Avg
			FG-FGA	Pct	FG-FGA	Pct	FT-FTA	Pct	Off-Def	Tot	Avg	PF-FO	Ast	TO	Blk	Stl	
2007-08	3-0	31/10.3	4-9	.444	4-9	.444	1-2	.500	0-3	3	1.0	1-0	4	1	0	1	13/4.3
TOTAL	3-0	31/10.3	4-9	.444	4-9	.444	1-2	.500	0-3	3	1.0	1-0	4	1	0	1	13/4.3

Bolen, Brandon

Year	GP-GS	Min/Avg	Total		3-Point		Rebounds										Pts/Avg
			FG-FGA	Pct	FG-FGA	Pct	FT-FTA	Pct	Off-Def	Tot	Avg	PF-FO	Ast	TO	Blk	Stl	
2007-08	2-0	2/1.0	0-0	.000	0-0	.000	0-0	.000	0-1	1	0.5	1-0	0	1	0	0	0/0.0
TOTAL	2-0	2/1.0	0-0	.000	0-0	.000	0-0	.000	0-1	1	0.5	1-0	0	1	0	0	0/0.0



Bryant, Rod

Year	GP-GS	Min/Avg	Total		3-Point		FT-FTA	Pct	Rebounds			PF-FO	Ast	TO	Blk	Stl	Pts/Avg
			FG-FGA	Pct	FG-FGA	Pct			Pct	Off-Def	Tot	Avg					
2007-08	2-0	2/1.0	1-1	1.000	0-0	.000	0-1	.000	0-1	1	0.5	0-0	0	1	0	0	2/1.0
TOTAL	2-0	2/1.0	1-1	1.000	0-0	.000	0-1	.000	0-1	1	0.5	0-0	0	1	0	0	2/1.0

Gordon, Jamont

Year	GP-GS	Min/Avg	Total		3-Point		FT-FTA	Pct	Rebounds			PF-FO	Ast	TO	Blk	Stl	Pts/Avg
			FG-FGA	Pct	FG-FGA	Pct			Pct	Off-Def	Tot	Avg					
2005-06	30-30	988/32.9	139-341	.408	27-104	.260	108-167	.647	49-154	203	6.8	84-2	129	142	16	34	413/13.8
2006-07	35-35	1129/32.3	181-432	.419	42-121	.347	157-222	.707	43-207	250	7.1	85-2	187	123	20	46	561/16.0
2007-08	3-3	91/30.3	18-38	.474	8-20	.400	10-15	.667	5-16	21	7.0	6-0	12	11	2	4	54/18.0
TOTAL	68-68	2208/32.5	338-811	.417	77-245	.314	275-404	.681	97-377	474	7.0	175-4	328	276	38	84	1028/15.1

Hansbrough, Ben

Year	GP-GS	Min/Avg	Total		3-Point		FT-FTA	Pct	Rebounds			PF-FO	Ast	TO	Blk	Stl	Pts/Avg
			FG-FGA	Pct	FG-FGA	Pct			Pct	Off-Def	Tot	Avg					
2006-07	35-9	827/23.6	75-175	.429	47-114	.412	58-74	.784	15-83	98	2.8	60-1	112	65	0	35	255/7.3
2007-08	3-3	89/29.7	10-20	.500	8-16	.500	9-10	.900	0-10	10	3.3	7-0	9	5	1	3	37/12.3
TOTAL	38-12	916/24.1	85-195	.436	55-130	.423	67-84	.798	15-93	108	2.8	67-1	121	70	1	38	292/7.7

Iupe, Joseph

Year	GP-GS	Min/Avg	Total		3-Point		FT-FTA	Pct	Rebounds			PF-FO	Ast	TO	Blk	Stl	Pts/Avg
			FG-FGA	Pct	FG-FGA	Pct			Pct	Off-Def	Tot	Avg					
2006-07	15-0	19/1.3	2-7	.286	0-4	.000	1-4	.250	1-2	3	0.2	0-0	2	2	0	0	5/0.3
2007-08	2-0	2/1.0	0-0	.000	0-0	.000	0-0	.000	0-0	0	0.0	0-0	0	0	0	0	0/0.0
TOTAL	17-0	21/1.2	2-7	.286	0-4	.000	1-4	.250	1-2	3	0.2	0-0	2	2	0	0	5/0.3

Johnson, Brian

Year	GP-GS	Min/Avg	Total		3-Point		FT-FTA	Pct	Rebounds			PF-FO	Ast	TO	Blk	Stl	Pts/Avg
			FG-FGA	Pct	FG-FGA	Pct			Pct	Off-Def	Tot	Avg					
2007-08	3-0	42/14.0	5-10	.500	0-2	.000	4-5	.800	6-3	9	3.0	4-0	0	1	0	0	14/4.7
TOTAL	3-0	42/14.0	5-10	.500	0-2	.000	4-5	.800	6-3	9	3.0	4-0	0	1	0	0	14/4.7

Johnson, Ravern

Year	GP-GS	Min/Avg	Total		3-Point		FT-FTA	Pct	Rebounds			PF-FO	Ast	TO	Blk	Stl	Pts/Avg
			FG-FGA	Pct	FG-FGA	Pct			Off-Def	Tot	Avg						
2007-08	2-0	10/5.0	1-5	.200	0-0	.000	0-0	.000	1-0	1	0.5	1-0	0	0	0	0	2/1.0
TOTAL	2-0	10/5.0	1-5	.200	0-0	.000	0-0	.000	1-0	1	0.5	1-0	0	0	0	0	2/1.0

Rhodes, Charles

Year	GP-GS	Min/Avg	Total		3-Point		FT-FTA	Pct	Rebounds			PF-FO	Ast	TO	Blk	Stl	Pts/Avg
			FG-FGA	Pct	FG-FGA	Pct			Off-Def	Tot	Avg						
2004-05	16-0	104/6.5	19-32	.594	0-5	.000	9-12	.750	8-22	30	1.9	15-0	2	5	5	1	47/2.9
2005-06	29-25	775/26.7	154-273	.564	1-2	.500	92-130	.708	71-136	207	7.1	83-2	10	67	32	21	401/13.8
2006-07	34-25	896/26.4	180-325	.554	6-19	.316	99-141	.702	76-136	212	6.2	91-3	27	82	64	17	465/13.7
2007-08	3-3	76/25.3	22-38	.579	0-0	.000	5-13	.385	8-10	18	6.0	8-0	5	6	9	2	49/16.3
TOTAL	82-53	1851/22.6	375-668	.561	7-26	.269	205-296	.693	163-304	467	5.7	197-5	44	160	110	41	962/11.7

Stewart, Barry

Year	GP-GS	Min/Avg	Total		3-Point		FT-FTA	Pct	Rebounds			PF-FO	Ast	TO	Blk	Stl	Pts/Avg
			FG-FGA	Pct	FG-FGA	Pct			Off-Def	Tot	Avg						
2006-07	35-0	848/24.2	96-240	.400	68-174	.391	82-107	.766	28-83	111	3.2	51-0	43	27	5	32	342/9.8
2007-08	3-3	88/29.3	11-32	.344	3-15	.200	9-11	.818	5-16	21	7.0	8-1	9	8	1	4	34/11.3
TOTAL	38-3	936/24.6	107-272	.393	71-189	.376	91-118	.771	33-99	132	3.5	59-1	52	35	6	36	376/9.9

Turner, Phil

Year	GP-GS	Min/Avg	Total		3-Point		FT-FTA	Pct	Rebounds			PF-FO	Ast	TO	Blk	Stl	Pts/Avg
			FG-FGA	Pct	FG-FGA	Pct			Off-Def	Tot	Avg						
2007-08	3-0	49/16.3	4-15	.267	2-7	.286	1-4	.250	3-5	8	2.7	5-0	4	3	0	2	11/3.7
TOTAL	3-0	49/16.3	4-15	.267	2-7	.286	1-4	.250	3-5	8	2.7	5-0	4	3	0	2	11/3.7

Varnado, Jarvis

Year	GP-GS	Min/Avg	Total		3-Point		FT-FTA	Pct	Rebounds			PF-FO	Ast	TO	Blk	Stl	Pts/Avg
			FG-FGA	Pct	FG-FGA	Pct			Off-Def	Tot	Avg						
2006-07	35-13	473/13.5	75-116	.647	0-1	.000	24-45	.533	61-85	146	4.2	74-1	11	19	67	12	174/5.0
2007-08	3-3	80/26.7	8-16	.500	0-0	.000	3-4	.750	10-23	33	11.0	7-1	1	6	15	0	19/6.3
TOTAL	38-16	553/14.6	83-132	.629	0-1	.000	27-49	.551	71-108	179	4.7	81-2	12	25	82	12	193/5.1