



# Mississippi State Bulldogs (2-1) vs. UTEP Miners (2-1)

## Basketball Media Relations

55 Bailey Howell Drive, Mississippi State, MS 39762

**GREGG ELLIS**, Primary Contact

(W) 662.325.3595 | (C) 662.322.0145 | gellis@athletics.msstate.edu

Twitter: @msusportsgregg & @HailStateMBK | www.hailstate.com

**MORGAN MACGUIRE**, Secondary Contact

(C) 719.660.2039 | mmacguire@athletics.msstate.edu

Twitter: @morgsmac

## SERIES INFORMATION

**Series:** First meeting

**Home:** N/A

**Away:** N/A

**Neutral:** N/A

**Last Meeting:** N/A

**Mississippi State Coach:** Ben Howland

**MSU Record:** 16-18, 2nd year

**Career Record:** 417-224, 21st year

**UTEP Coach:** Tim Floyd

**UTEP Record:** 124-78, 7th year

**Career Record:** 452-258, 22nd year



## GAME INFORMATION

**When:** Sunday, Nov. 20, 2016

**Time:** 2:30 p.m. CT

**Location:** Charleston, S.C.

**Arena:** TD Arena

**TV:** ESPN3

**PxP:** Roy Philpott

**Analyst:** Mark Plansky

**Sideline:** NA

**MSU Radio Network:**

**PxP:** Bart Gregory

**Analyst:** Richard Williams

**Sirius/XM:** 190

## Projected Starting 5



### 11 Quindary Weatherspoon

6-4 | 202 | So. | G  
Canton, MS

PPG: \_\_\_\_\_ 22.0

RPG: \_\_\_\_\_ 5.7

FG%: \_\_\_\_\_ 52.2

FT%: \_\_\_\_\_ 92.9



### 15 I.J. Ready

5-11 | 166 | Sr. | G  
Rixey, AR

PPG: \_\_\_\_\_ 14.0

APG: \_\_\_\_\_ 5.5

FG%: \_\_\_\_\_ 43.2

FT%: \_\_\_\_\_ 77.8



### 23 Tyson Carter

6-4 | 164 | Fr. | G  
Starkville, MS

PPG: \_\_\_\_\_ 13.3

RPG: \_\_\_\_\_ 1.7

FG%: \_\_\_\_\_ 40.0

FT%: \_\_\_\_\_ 80.0



### 4 Mario Kegler

6-7 | 230 | Fr. | G  
Jackson, MS

PPG: \_\_\_\_\_ 9.0

RPG: \_\_\_\_\_ 3.7

FG%: \_\_\_\_\_ 47.4

FT%: \_\_\_\_\_ 80.0



### 35 Aric Holman

6-10 | 222 | So. | F  
Owensboro, KY

PPG: \_\_\_\_\_ 9.7

RPG: \_\_\_\_\_ 7.7

FG%: \_\_\_\_\_ 45.8

FT%: \_\_\_\_\_ 60.0

## WHAT TO NOTE AS MSU PLAYS UTEP . . .

- Mississippi State is looking to win two in-season tournament games for the first time since 2011-12 when it won the 2K Sports Classic in New York City's Madison Square Garden.
- The Bulldogs are now 91-81 all-time in in-season tournaments.
- UTEP is one of five teams on MSU's schedule the Bulldogs are facing for the first time. Boise State, Norfolk State, Central Florida and LeHigh are the other four.
- MSU is 44-19 against the 12 teams that currently comprise Conference USA. The team the Bulldogs have played the most is Southern Miss (14-4). The last team MSU faced was North Texas in 2011-12, an 82-59 win in Starkville. In December, MSU will also face Southern Miss.
- UTEP coach Tim Floyd is a Hattiesburg, Miss., native.
- MSU coach **Ben Howland** and Floyd have met 10 times, with Howland winning seven of the contests. All games came when Howland was at UCLA and Floyd at Southern Cal.
- Sophomore guard **Quindary Weatherspoon** has now scored in double-digits 23 times in his career. He's eclipsed the 20-point mark four times, including twice this year. MSU is 3-1 when he scores 20-plus points.
- Quindary Weatherspoon** has also led the Bulldogs in scoring all three games, and he's currently second in the SEC with his 22.0 clip.
- The 25 points and 4 steals against Boise State were career highs for **Quindary Weatherspoon**.
- I.J. Ready** is now 289 points shy of becoming the 37th player in MSU history to score 1,000 for a career. He also needs just 35 assists to move into the MSU all-time Top 10. In addition, he is 27 steals shy of moving in the MSU Top 10 record book.
- The win against the Broncos was the first in five attempts for **Ben Howland**.
- Sunday's game features two of the youngest teams in the country — UTEP (1st) and MSU (16th).
- In Friday's win against Boise State, MSU collected 13 steals, the most since also having 13 on Feb. 27, 2016, at the Hump against South Carolina in a 68-58 win.
- Of current SEC players, **I.J. Ready** is sixth with 222 assists and sixth with 80 steals.

## 2016-17 MISSISSIPPI STATE SCHEDULE/RESULTS

### NOVEMBER

11	NORFOLK STATE (SECN+)	W, 78-74
	CHARLESTON CLASSIC	
17	vs. Central Florida (ESPN2)	L, 86-61
18	vs. Boise State (ESPN3)	W, 80-68
20	vs. UTEP (ESPN3)	2:30 p.m.
25	LEHIGH (SECN+)	7 p.m.
28	NORTHWESTERN STATE (SECN)	6 p.m.

### DECEMBER

1	OREGON STATE (ESPNU)	8 p.m.
4	GEORGIA STATE (SECN+)	4 p.m.
14	ETSU (SECN)	7 p.m.
19	Southern Miss (ESPNU) ^	8 p.m.
22	MOREHEAD STATE (SECN)	6 p.m.
29	UMKC (SECN+)	7 p.m.

### JANUARY

3	ALABAMA (SECN)	7:30 p.m.
7	at LSU (SECN)	2:30 p.m.
10	at Arkansas (SECN)	8 p.m.
14	TEXAS A&M (CBS)	12 p.m.
17	KENTUCKY (ESPN)	6 p.m.
21	at Tennessee (SECN)	5 p.m.
25	MISSOURI (SECN)	6 p.m.
28	at Alabama (SECN)	5 p.m.
31	at Ole Miss (SECN)	6 p.m.

### FEBRUARY

4	TENNESSEE (SECN)	2:30 p.m.
7	at Auburn (SECN)	8 p.m.
11	SOUTH CAROLINA (ESPN2)	7 p.m.
14	at Georgia (ESPNU)	8 p.m.

18	FLORIDA (ESPN/2)	1 p.m.
21	OLE MISS (ESPN2)	8 p.m.
25	at Vanderbilt (ESPNU)	3 p.m.
28	at South Carolina (ESPNU)	6 p.m.

### MARCH

4	LSU (SECN)	5 p.m.
	2017 SEC Tournament	
8-12	SEC Tournament (SECN, ESPNU, ABC)	TBA

^ - Jackson, Miss (Mississippi Coliseum)

! - Nashville (Bridgestone Arena)

## 2016-17 MISSISSIPPI STATE NUMERICAL ROSTER

No.	Name	Pos.	Ht.	Wt.	Yr.	Exp.	Hometown
1	Lamar Peters	G	6-0	188	Fr.	HS	New Orleans, LA (Landry-Walker HS)
2	Eli Wright	G	6-4	203	Fr.	HS	Owensboro, KY (22 Feet Academy)
3	Xavian Stapleton	G	6-6	207	So.	TR	Flora, MS (Louisiana Tech)
4	Mario Kegler	G	6-7	220	Fr.	HS	Jackson, MS (Oak Hill Academy)
5	Joe Strugg	F	6-9	196	RFr.	HS	Montgomery, AL (G.W. Carver HS)
11	Quinnndary Weatherspoon	G	6-4	205	So.	1L	Canton, MS (Velma Jackson HS)
12	Drew Davis	G	5-10	172	Jr.	HS	Atlanta, GA (Ft. Walton Beach HS)
13	Nick Singleton	G	6-5	194	So.	TR	Decatur, GA (Kennesaw State)
15	I.J. Ready	G	5-11	166	Sr.	3L	Rixey, AR (Park View Magnet)
20	Miles Washington	C	6-7	202	Fr.	HS	New Albany, MS (New Albany HS)
23	Tyson Carter	G	6-4	167	Fr.	HS	Starkville, MS (Starkville HS)
24	Abdul Ado	F	6-11	246	Fr.	HS	Lagos, Nigeria (Hamilton Heights HS)
34	Schnider Herard	F	6-10	250	Fr.	HS	Port-au-Prince (Prestonwood Christian)
35	Aric Holman	F	6-10	222	So.	1L	Owensboro, KY (Owensboro HS)
45	E.J. Datcher	C	6-9	240	Fr.	HS	Harpersville, AL (Vincent HS)

**Head Coach:** Ben Howland (Weber State, 1979; 2nd year)

**Assistant Coaches:** George Brooks (Mississippi State, 1997; 7th year)  
Korey McCray (Mercer, 2001; 2nd year)  
Ernie Zeigler (Cleary College, 1994; 2nd year)

**Director of Basketball Operations:** Michael Moynihan

**Director of Basketball Performance:** David Deets

**Graduate Assistant Coaches:** Alfred Abdula  
Bo Rodriguez  
Jalen Courtney  
Ryan Dotson

**VIDEO:**

**TRAINER:**

## PRONUNCIATION GUIDE

ARIC HOLEMAN: ERIC  
QUINNNDARY WEATHERSPOON: QUINN-DARE-EE  
XAVIAN STAPLETON: ZAY-VEE-AWN  
ABDUL ADO: A-DOO

## GENERAL INFORMATION

Location: ..... Starkville, MS  
Founded: ..... February 28, 1878  
Enrollment: ..... 21,622  
Conference: ..... SEC  
Nickname: ..... Bulldogs  
Colors: ..... Maroon & White  
Arena: ..... Humphrey Coliseum (10,500)  
President: ..... Dr. Mark E. Keenum  
Athletics Director: ..... John Cohen  
Web Site: ..... www.hailstate.com  
Twitter: ..... @HailStateMBK  
Hashtag: ..... #HailState

## BASKETBALL HISTORY

First Year of Basketball: ..... 1908-09  
All-Time Record: ..... 1,363-1,160/105 years  
All-Time SEC Record: ..... 571-749  
Total Number of Head Coaches: ..... 20  
Humphrey Coliseum Record: ..... 419-171  
20-Win Seasons: ..... 17  
NCAA Tournament Appearances: ..... 10 (11-10)  
NCAA Tournament Final Fours: ..... 1 (1996)  
NIT Appearances: ..... 8 (7-8)  
NIT Final Fours: ..... 1 (2007)  
SEC Championships: ..... 6  
(2004, 1991, 1963, 1962, 1961, 1959)  
SEC Tournament Championships: ..... 3  
(2009, 2002 and 1996)  
SEC Tournament Record: ..... 29-53  
SEC Western Division Titles: ..... 7  
(2010, 2008, 2007, 2004, 2003, 1996, 1995)

## TEAM INFORMATION

2015-16 Overall Record ..... 14-17  
2015-16 SEC Record ..... 7-11, 11th  
National Ranking: ..... n/a  
Starters Returning/Lost: ..... 2/3  
Letterwinners Returning/Lost: ..... 3/10  
Newcomers: ..... 12  
Roster (Sr./Jr./So./Fr.): ..... (1/1/4/9)

## MEDIA INFORMATION

## Credentials

■Media members may obtain both season credentials and game-by-game passes by contacting Gregg Ellis at 662-325-3595.

## SEC Teleconference

■The SEC's weekly teleconference is every Monday and will be coordinated through the SEC media relations office. To participate, contact Craig Pinkerton of the SEC at 205-458-3038. Ben Howland is scheduled for 11:17 a.m. CT.



## Media On Twitter

Michael Bonner, Clarion Ledger  
@MikeBBonner  
David Brandt, Associated Press  
@davidbrandtAP  
Bob Carskadon, HailState Beat  
@bobcarskadon  
Joel Coleman, Starkville Daily News  
@JoelTColeman  
Robbie Faulk, 24/7 Sports  
@robbiefaulk247  
Paul Jones, 24/7 Sports  
@PJ247Sports  
Logan Lowery, Daily Journal  
@loganlowery  
David Murray, Dawgs' Bite  
@DawgsBiteMag  
Danny P. Smith, Starkville Daily News  
@sdndannyp  
Gene Swindoll, Gene's Page  
@GeneSwindoll  
Ben Wait, Commercial Dispatch  
@bcwait



## MISSISSIPPI STATE TV/RADIO ROSTER



**1 Lamar Peters**  
FR | G | 6-0 | 188  
New Orleans, LA



**2 Eli Wright**  
FR | G | 6-4 | 203  
Owensboro, KY



**3 Xavian Stapleton**  
SO | G | 6-6 | 207  
Flora, MS



**4 Mario Kegler**  
FR | G | 6-7 | 220  
Jackson, MS



**5 Joe Strugg**  
FR | F | 6-9 | 196  
Montgomery, AL



**11 Quindary Weatherspoon**  
SO | G | 6-4 | 205  
Canton, MS



**12 Drew Davis**  
JR | G | 5-10 | 172  
Atlanta, GA



**13 Nick Singleton**  
SO | G | 6-5 | 194  
Decatur, GA



**15 I.J. Ready**  
SR | G | 5-11 | 166  
Rixey, AR



**20 Miles Washington**  
FR | C | 6-7 | 202  
New Albany, MS



**23 Tyson Carter**  
FR | G | 6-4 | 167  
Starkville, MS



**24 Abdul Ado**  
FR | F | 6-11 | 246  
Lagos, Nigeria



**34 Schnider Herard**  
FR | F | 6-10 | 250  
Port-Au-Prince, Haiti



**35 Aric Holman**  
SO | F | 6-10 | 222  
Owensboro, KY



**45 E.J. Datcher**  
FR | C | 6-9 | 240  
Harpersville, AL



**Ben Howland**  
Head Coach  
2nd Year



**George Brooks**  
Assistant Coach  
7th Year



**Korey McCray**  
Assistant Coach  
2nd Year



**Ernie Zeigler**  
Assistant Coach  
2nd Year



**Michael Moynihan**  
Director of Operations  
1st Year

## TALE OF THE TAPE

2016-17 STATS	PPG	FG%	3FG%	FT%	RB	RBM	A	T	TM	S	B
Mississippi State (2-1)	73.0	42.5	32.4	75.0	36.0	-1.0	12.7	11.0	+2.0	8.3	4.3
UTEP (2-1)	84.7	55.4	43.8	73.1	37.7	+7.3	21.0	9.0	-4.7	4.7	5.0

Leaders	Scoring	Rebounds	Assists	Steals	Blocks
MSU	Weatherspoon, 20.5	Holman, 9.0	Ready, 11.5	Carter/Holman, 1.5	Holman, 3.0
OPP	Harris, 19.0	Artis, 7.7	Artis, 9.3	Artis, 2.0	Williams, 2.3

## Last Time Out For UTEP

- ✓ Defeated Western Michigan, 85-75.
- ✓ Led 37-32 at the break.
- ✓ Matt Williams led the Miners with 22 points, while Dominic Artis added 20.
- ✓ UTEP was 27-46 shooting, 8-19 beyond the arc.
- ✓ The Miners won the battle of the boards, 37-29.
- ✓ Dominic Artis also had 10 rebounds to earn the double-doube.

## Last Time Out For Mississippi State

- ✓ Defeated Boise State, 80-68
- ✓ Quindary Weatherspoon paced MSU with a career-high 25 points, while Tyson Carter added 15.
- ✓ MSU forced 17 turnovers and had 10.
- ✓ MSU won the battle of the boards, 35-27.
- ✓ MSU dished out 13 assists, had a season-high 13 steals.
- ✓ MSU was 28-57 shooting, 5-21 beyond the arc.

## Series Notes

- ✓ First Meeting

## Next 5 For MSU . . .

## November 25

**Who:** LeHigh  
**Where:** Starkville, MS  
**Time:** 7 p.m.  
**TV:** SEC Network+

## November 28

**Who:** Northwestern State  
**Where:** Starkville, MS  
**Time:** 6 p.m.  
**TV:** SEC Network

## December 1

**Who:** Oregon State  
**Where:** Starkville, MS  
**Time:** 8 p.m.  
**TV:** ESPNU

## December 4

**Who:** Georgia State  
**Where:** Starkville, MS  
**Time:** 4 p.m.  
**TV:** SEC Network+

## December 14

**Who:** ETSU  
**Where:** Starkville, MS  
**Time:** 7 p.m.  
**TV:** SEC Network

## A LOOK AT THE SEC

## 2016-17 SEC Standings

	SEC		Overall	
South Carolina	0-0	.000	4-0	1.000
Auburn	0-0	.000	3-0	1.000
Kentucky	0-0	.000	3-0	1.000
Florida	0-0	.000	3-0	1.000
Ole Miss	0-0	.000	3-0	1.000
LSU	0-0	.000	3-0	1.000
Arkansas	0-0	.000	3-0	1.000
Mississippi State	0-0	.000	2-1	.667
Georgia	0-0	.000	2-1	.667
Alabama	0-0	.000	2-1	.667
Vanderbilt	0-0	.000	2-1	.667
Tennessee	0-0	.000	1-1	.500
Texas A&M	0-0	.000	1-1	.500
Missouri	0-0	.000	1-2	.333

*As of November 19, 2016*

## Upcoming Games

## November 20 (Sunday)

Tulane vs. Missouri, 11 a.m.  
 Duquense at Kentucky, 8 p.m.  
 UTEP vs. Mississippi State, 2:30 p.m.

## Latest Results

## November 18 (Friday)

Ole Miss 95, Oral Roberts 88  
 S. Carolina 92, South Carolina State, 50  
 Mississippi State 80, Boise State 68  
 Southern Cal 65, Texas A&M 63  
 Arkansas 71, UT Arlington 67  
 Vanderbilt 75, Norfolk State 52  
 Alabama 77, Ball State 59  
 Davidson 70, Missouri 55

## November 19 (Saturday)

St. Joseph's vs. Ole Miss, 5 p.m.



**Humphrey Coliseum History**

**First Game:**..... Dec. 1, 1975; MSU 85, Indiana St. 82  
**Overall Record:**..... 419-171 (.710)  
**Non-Conference Record:**..... 207-35 (.855)  
**SEC Record:**..... 212-136 (.609)

**Humphrey Coliseum Yearly Records**

Year	Attn.	Avg.	Record (SEC)
1975-76	70,081	5,006	10-4 (5-4)
1976-77	76,232	5,082	11-4 (5-4)
1977-78	72,025	5,540	11-2 (8-1)
1978-79	99,906	7,136	11-3 (7-2)
1979-80	67,209	6,721	6-4 (5-4)
1980-81	48,214	4,018	6-6 (3-6)
1981-82	56,414	4,030	7-7 (3-6)
1982-83	68,416	5,263	11-2 (7-2)
1983-84	61,508	4,393	6-8 (3-6)
1984-85	89,370	6,384	11-3 (7-2)
1985-86	43,927	3,379	4-9 (3-6)
1986-87	40,715	2,908	7-7 (3-6)
1987-88	54,074	4,160	9-4 (5-4)
1988-89	74,344	5,719	9-4 (5-4)
1989-90	74,623	5,740	9-4 (5-4)
1990-91	102,072	7,852	12-1 (8-1)
1991-92	72,142	5,549	8-5 (4-4)
1992-93	61,172	4,706	10-3 (5-3)
1993-94	88,687	6,335	10-4 (5-3)
1994-95	80,681	6,723	11-1 (7-1)
1995-96	97,996	7,538	10-3 (6-2)
1996-97	74,275	5,305	10-4 (5-3)
1997-98	77,954	5,996	7-6 (2-6)
1998-99	70,257	5,018	12-2 (6-2)
1999-00	61,764	4,412	10-4 (4-4)
2000-01	77,654	4,568	13-4 (6-2)
2001-02	79,642	5,689	13-1 (7-1)
2002-03	98,312	7,022	12-2 (7-1)
2003-04	111,940	7,996	12-2 (6-2)
2004-05	103,031	7,925	11-2 (6-2)
2005-06	90,875	5,680	11-5 (5-3)
2006-07	123,736	6,512	16-3 (6-2)
2007-08	106,672	7,111	12-3 (7-1)
2008-09	157,111	8,728	13-5 (5-3)
2009-10	116,919	6,878	13-4 (6-2)
2010-11	97,069	5,710	12-5 (5-3)
2011-12	152,363	8,019	15-4 (6-2)
2012-13	94,092	6,721	7-7 (3-6)
2013-14	123,743	6,875	11-7 (3-6)
2014-15	106,946	6,291	9-8 (3-6)
2015-16	99,338	6,623	10-5 (5-4)

**vs. SEC Opponents**

Opponent	GP	W	L	PCT.	Str.
Alabama	40	22	18	.564	L3
Arkansas	24	18	6	.750	W1
Auburn	40	28	12	.700	W6
Florida	28	14	14	.500	L2
Georgia	29	18	12	.600	L4
Kentucky	29	9	20	.310	L4
LSU	29	24	15	.615	W1
Missouri	3	2	1	.667	W1
Ole Miss	41	33	8	.805	W1
S. Carolina	13	10	3	.769	W1
Tennessee	29	14	16	.467	L3
Texas A&M	3	1	2	.333	L1
Vanderbilt	29	20	9	.690	W2

**MSU KNOWS HOW TO WIN GAMES AT 'THE HUMP'**

Over the course of the last decade, Mississippi State's Humphrey Coliseum has become a difficult venue for opposing teams. Last year, MSU was 10-5, including a 5-1 mark against non-conference foes. This year, MSU is 1-0.

The Bulldogs have compiled a 41-season composite record of 419-171 (.710) at "The Hump" since Mississippi State's basketball facility opened prior to the 1975-76 campaign.

**TRACKING MSU'S HOME SUCCESS UNDER BEN HOWLAND**

Season	Overall		SEC		Non-SEC	
	Record	Win %	Record	Win %	Record	Win %
2015-16	10-5	.667	5-4	.556	5-1	.833
2016-17	1-0	1.000			1-0	1.000
<b>Totals</b>	<b>11-5</b>	<b>.688</b>	<b>5-4</b>	<b>.556</b>	<b>6-1</b>	<b>.858</b>

**A LOOK AT THE HISTORY OF HUMPHREY COLISEUM****LARGEST CROWDS  
AT THE HUMP**

Crowd	Opponent	Date
10,788	Kentucky	2-16-10
10,735	Ole Miss	2-7-04
10,645	Ole Miss	2-23-02
10,541	Florida	1-7-03
10,458	Auburn	3-2-04
10,437	Alabama	2-21-04
10,432	Alabama	3-5-05
10,432	Kentucky	1-13-04
10,429	Ole Miss	2-15-03
10,421	Ole Miss	1-26-08
10,412	Ole Miss	1-13-09
10,364	Ole Miss	2-9-12
10,338	Florida	1-24-07
10,315	Kentucky	1-9-96

**INDIVIDUAL MSU  
RECORDS AT THE HUMP****Most Points Scored**

40, Rickey Brown (Auburn, 3-7-77)

**Most Rebounds**

24, Wiley Peck (Alabama, 1-27-79)

**Most Assists**

15, Al Perry (Vanderbilt, 1-29-77)

**TEAM MSU  
RECORDS AT THE HUMP****Most Points Scored**

123, Troy State (12-5-95)

**Most Rebounds**

75, Mississippi Valley St. (11-21-00)

**Most Consecutive Wins**

14, 1-22-03 to 1-10-04

## A CLOSER LOOK AT MSU

### PRESEASON ALL-SEC & POLL

■ In the preseason polls voted on by the coaches, sophomore guard **Quinnndary Weatherspoon** was tabbed first-team All-SEC. Last March, he earned SEC All-Freshman honors.

The Canton, Miss., native was also a second-team selection by the media.

As a team, the Bulldogs were picked to finish 10th under second-year coach Ben Howland.

#### Preseason Poll

1. Kentucky
2. Florida
3. Texas A&M
4. Georgia
5. Arkansas
6. Vanderbilt
7. Alabama
8. South Carolina
9. Ole Miss
10. Mississippi State
11. Auburn
12. LSU
13. Tennessee
14. Missouri

### ONE OF NATION'S YOUNGEST TEAMS

■ Mississippi State enters the 2016-17 campaign as the 16th youngest team in the country (337 total) but the second youngest among Power 5 schools (Utah is first).

- |                  |                       |
|------------------|-----------------------|
| 1. UTEP          | 9. Little Rock        |
| 2. Utah          | 10. Lamar             |
| 3. Texas A&M-CC  | 11. Jackson State     |
| 4. Northern Iowa | 12. Idaho             |
| 5. North Dakota  | 13. Chicago State     |
| 6. New Orleans   | 14. Boise State       |
| 7. Milwaukee     | 15. Abilene Christian |
| 8. LIU Brooklyn  | 16. Mississippi State |

### HOLMAN'S BLOCK PARTY

■ Against Norfolk State in the season opener, sophomore forward **Aric Holman** totaled 5 blocked shots.

That was the most by an MSU player since Gavin Ware also had 5 at Loyola-Chicago on Dec. 15, 2012.

### POLL WATCH

■ Although Mississippi State isn't ranked in either the AP or Coaches poll, it did receive four votes in this week's AP poll.

The Bulldogs haven't been ranked in the Top 25 since 2011-12.

### LIKE FATHER, LIKE SON

■ In the season-opener against Norfolk State, freshman guard **Tyson Carter** drew the start.

28 years ago, his father, Greg, drew a start on opening day against Christian Brothers as a freshman.

While Tyson poured in 17 points on 6-of-8 shooting with five made 3-pointers, Greg was 5-6 with 10 points.

Tyson's 17 points were the most by a freshman on opening day since that same game his father played, when Chancellor Nichols also totaled 17.

### HOWLAND LOOKING TO JOIN ELITE CLUB

■ **Ben Howland** enters his second season at Mississippi State looking to achieve a feat only 12 coaches have ever done, and that's lead four different teams to the NCAA Tournament.

Howland has already guided Northern Arizona, Pittsburgh and UCLA to the Big Dance.

The first 12 coaches to do so are Lon Kruger, Steve Alford, John Beilein, Lefty Driesell, Cliff Ellis, Larry Eustachy, Jim Harrick, Fran McCaffery, Tom Penders, Tubby Smith, Rick Pitino and Eddie Sutton.

### WEATHERSPOON REACHES 400

■ In the loss to Central Florida on Nov. 17, **Quinnndary Weatherspoon** scored 19 points to give him 400 for his career.

Through his first 34 games, he now has 437 points.

### SCORING IN BUNCHES

■ **Quinnndary Weatherspoon** is currently second in the SEC with his 22.0 scoring clip.

MSU hasn't had a player finishing a season averaging 20-plus points since NBA All-Star Jeff Malone averaged 26.8 in 1982-83.

In addition, **Tyson Carter** is averaging 13.3 points, the most for a freshman since Jamont Gordon averaged 13.8 in 2005-06.

### BULLDOGS SIGN 3

■ Mississippi State took advantage of the early signing period Wednesday and signed three players — two 4-stars and one 3-star — to give MSU its second Top 15 signing class in a row.

Joining MSU next season are guards Nick Weatherspoon (Velma Jackson) of Canton, Miss., and KeyShawn Feazell (Lawrence County) of Monticello, Miss., and forward Garrison Brooks (Auburn High School) of Lafayette, Ala.

Weatherspoon is the younger brother MSU sophomore standout **Quinnndary Weatherspoon**, while Brooks is the son of MSU assistant coach, **George Brooks**.

### BROOKS NOTED FOR RECRUITING

■ In this year's Sporting News preseason basketball publication, MSU assistant **George Brooks** was named the second best recruiting in the SEC.

Brooks, a 1996 MSU graduate, has been an assistant with the Bulldogs for seven years after serving as head coach at Meridian Community College.

He's been responsible for signing top talent such as **Quinnndary Weatherspoon**, **Mario Kegler** and Garrison Brooks.

## 2016-17 MISSISSIPPI STATE MISCELLANEOUS STATS/SEC STANDINGS

## CHARTING THE BULLDOGS

<b>Dunks</b>		<b>Final Three Minutes From FT Line</b>	
Weatherspoon	8	Mario Kegler	2-3 (.667)
Holman	3	I.J. Ready	1-2 (.500)
Carter	2	Aric Holman	1-3 (.333)
		Carter	2-4 (.500)
		Quinnndary Weatherspoon	0-1 (.000)
<b>Charges Drawn</b>		<b>TOTAL</b>	<b>6-13 (.444)</b>
Weatherspoon	1	<b>Opponent Total</b>	<b>3-3 (1.000)</b>
Ready	1		
<b>Point Distribution (%)</b>			
Seniors	42 (19.2)		
Juniors	0		
Sophomores	95 (43.4)		
Freshmen	82 (37.4)		
<b>TOTAL:</b>	<b>219</b>		
<b>First Sub</b>			
Schnider Herard	2		
Eli Wright	2		
Lamar Peters	1		
<b>Scored First Points</b>			
Quinnndary Weatherspoon	2		
Aric Holman	1		
<b>How First Points Were Scored</b>			
3-pointer	2		
Jumper			
Layup	1		
Free Throw			
3-pointer			

## DIFFERENCE BETWEEN WINNING AND LOSING

Wins	Stat	Losses
79.0	Points	61.0
71.0	Opp. Points	86.0
+8.0	Scoring Margin	-25.0
.479	FG%	32.3
.473	Opp. FG%	.500
.364	3FG%	.250
.300	Opp. 3FG%	.333
.750	FT%	.750
.667	Opp. FT%	.654
36.5	Rebounds	35.0
31.0	Opp. Rebounds	49.0
+5.5	Rebound Margin	-14.0
14.0	Assists	10.0
11.5	Turnovers	10.0
+3.0	Turnover Margin	E
8.5	Steals	8.0
4.0	Blocks	5.0

## BULLDOGS IN SEC

CATEGORY	RANK
Scoring offense	11
Scoring defense	12
FG%	11
FG% defense	14
3PT FG%	10
3PT FG% defense	8
FT%	T3
Rebounds	13
Rebounds allowed	T8
Rebound margin	13
Assists	T11
Blocked shots	11
Steals	5
Turnover margin	T8
Assist/Turnover ratio	6

## SEASON AND CAREER TOTALS

	2016-17	Career		2016-17	Career		2016-17	Career
<b>Double-Digit Scoring</b>			<b>Double-Doubles</b>			<b>5+ Made Free Throws</b>		
I.J. Ready	3 (2-1)	29 (14-15)	Aric Holman	1 (1-0)	1 (1-0)	I.J. Ready		3 (2-1)
Quinnndary Weatherspoon	3 (2-1)	23 (13-10)	Quinnndary Weatherspoon		2 (2-0)	Quinnndary Weatherspoon	2 (2-1)	4 (3-1)
Tyson Carter	2 (2-0)	2 (2-0)	I.J. Ready		1 (1-0)	<i>Note: Record in games in ()</i>		
Aric Holman	2 (2-0)	2 (2-0)	<b>3+ 3-Pointers</b>					
Mario Kegler	1 (1-0)	1 (1-0)	Tyson Carter	1 (1-0)	1 (1-0)			
<b>20+ Points</b>			Quinnndary Weatherspoon		6 (3-3)			
Quinnndary Weatherspoon	2 (2-0)	4 (3-1)	<b>10+ 3-Point Attempt Games</b>					
I.J. Ready		3 (1-2)	<b>3+ Steal Games</b>					
<b>30+ Points</b>			I.J. Ready	2 (1-1)	12 (8-4)			
<b>10+ Rebounds</b>			Quinnndary Weatherspoon	1 (1-0)	1 (1-0)			
Holman	1 (1-0)	1 (1-0)	<b>5+ Block Games</b>					
Quinnndary Weatherspoon		2 (2-0)	Aric Holman	1 (1-0)	1 (1-0)			





## Ben Howland

**21th Season Overall | 2nd Season At Mississippi State**  
**417-224 (16-18 at MSU)**

- On March 23, 2015, Ben Howland was named the 20th head coach in Mississippi State history.
- In four different stints as a head coach, Howland has a 415-223 record – Northern Arizona (79-59), Pittsburgh (89-40), UCLA (233-107) and Mississippi State (16-18).
- Led UCLA to three-consecutive Final Fours.
- In 2006, the Bruins played Florida for the national championship.
- In 2008, Howland became one of three coaches in NCAA Division I history to win at least 30 games in three-straight seasons, joining Adolph Rupp (Kentucky 1947-49) and John Calipari (Memphis, 2006-08).
- During his 10-year tenure at UCLA, the Bruins went to the NCAA Tournament seven times and won four Pac-10 regular-season crowns, while having 18 players drafted by NBA teams.
- His 97 victories from 2006-08 stand as the most by any UCLA head coach in a three-year span.
- Has been a Conference Coach of the Year in the Pac-10, Big East and Big Sky.
- His final two years at Pitt, the Panthers went 57-11 and reached the Sweet 16 both years.
- In 2003, Pittsburgh won the Big East Tournament crown and held the nation's No. 2 ranking for eight weeks in the Associated Press poll before ending the year at No. 4.
- In 2002, Howland guided the Panthers to a school-record 29 wins en route to becoming the school's first coach in 26 years to garner National Coach of the Year honors.
- Howland's first coaching gig was at Northern Arizona, where his last three teams posted 20-plus win seasons, including a school-record 21 victories in 1997 en route to capturing the Big Sky regular-season title and played in the NIT.
- In 1998, Howland guided NAU to its first NCAA Tournament after capturing the Big Sky Tournament championship and second-straight regular-season crown.
- Howland spent one year as a graduate assistant at Gonzaga (1981) before becoming an assistant at California-Santa Barbara from 1982-94.
- Played two years at Santa Barbara College before transferring to Weber State, where he earned his degree in physical education in 1979.
- This past year, Howland was inducted into both the Northern Arizona and Weber State hall of fames.
- Howland and his wife, Kim, a former Weber State cheerleader, have two children – Meredith and Adam (Brittney) – and two grandsons, Benjamin Clark Howland II and Elijah Howland.



### Howland's Year-By-Year Record

#### Northern Arizona (1994-99)

Year	Overall	Big Sky Record	Postseason
1995	9-17	4-10 (7th)	
1996	7-19	3-11 (7th)	
1997	21-7	13-1 (1st)	NIT First Round
1998	21-8	12-2 (1st)	NCAA First Round
1999	21-8	12-4 (2nd)	
<b>Totals</b>	<b>79-59 (.572)</b>	<b>44-28 (.611)</b>	

#### Pittsburgh (2000-03)

Year	Overall	Big East Record	Postseason
2000	13-15	5-11 (11th)	
2001	19-14	7-9 (5th West)	NIT Second Round
2002	29-6	13-3 (1st West)	NCAA Sweet 16
2003	28-5	13-3 (T1st West)	NCAA Sweet 16
<b>Totals</b>	<b>89-40 (.690)</b>	<b>38-26 (.594)</b>	

#### UCLA (2004-13)

Year	Overall	Pac-10/12 Record	Postseason
2004	11-17	7-11 (T17th)	
2005	18-11	11-7 (T3rd)	NCAA First Round
2006	32-7	14-4 (1st)	NCAA Runner-up
2007	30-6	15-3 (1st)	NCAA Final Four
2008	35-4	16-2 (1st)	NCAA Final Four
2009	26-9	13-5 (2nd)	NCAA Second Round
2010	14-18	8-10 (T5th)	
2011	23-11	13-5 (2nd)	NCAA Second Round
2012	19-14	11-7 (T5th)	
2013	25-10	13-5 (1st)	NCAA First Round
<b>Totals</b>	<b>233-107 (.685)</b>	<b>121-59 (.672)</b>	

#### Mississippi State (2016)

Year	Overall	SEC Record	Postseason
2016	15-17	7-11	
2017	2-1		
<b>Totals</b>	<b>16-18 (.471)</b>	<b>7-11 (.389)</b>	
<b>OVERALL</b>	<b>417-224 (.651)</b>		

Alabama	2-1	New Mexico State	2-0
Albany	1-0	New Orleans	2-0
Appalachian State	1-0	Norfolk State	3-0
Arizona	14-11	North Carolina AT&T	1-0
Arizona State	17-8	North Carolina Central	1-0
Arkansas	1-2	Northern Arizona	1-0
Arkansas-Pine Bluff	1-0	Northern Colorado	1-0
Auburn	1-0	Notre Dame	5-8
Belmont	1-0	Oakland	2-0
Boise State	1-4	Occidental College	1-0
Boston College	4-2	Ohio State	2-0
Butler	0-1	Ole Miss	1-1
BYU	2-0	Oral Roberts	0-2
Cal Poly	2-2	Oregon	12-8
Cal State Bakersfield	1-0	Oregon State	16-4
Cal State Fullerton	1-1	Pacific	1-0
Cal State Northridge	9-2	Penn State	2-1
CSU San Bernardino	1-0	Pennsylvania	1-0
California	17-10	Pepperdine	4-0
Central Conn. State	1-0	Pittsburgh	1-0
Central Florida	0-1	Portland	0-1
Chaminade (Hawaii)	3-0	Portland State	5-3
Chicago State	1-0	Prairie View A&M	2-0
Cincinnati	0-1	Providence	3-1
Co. of Notre Dame	1-0	Rhode Island	2-0
Colorado	2-0	Richmond	1-0
Colorado College	2-0	Robert Morris	4-0
Colorado State	1-0	Rutgers	6-1
Concordia (Calif.)	0-1	Sacramento State	7-2
Connecticut	2-3	Sam Houston State	2-1
Coppin State	1-0	San Diego	0-3
Davidson	1-0	San Diego State	0-1
Delaware State	2-0	San Jose State	1-0
DePaul	1-0	Savannah State	1-0
Drexel	1-0	Seton Hall	5-2
Duquesne	3-1	Sonoma State	1-0
East Carolina	0-1	South Carolina	1-1
Eastern Illinois	1-0	South Florida	0-1
Eastern Washington	11-1	Southeast Louisiana	1-0
Elon	1-0	Southern University	0-1
Florida	0-4	Southern Cal	14-9
Florida International	2-1	Southern Illinois	1-0
Florida State	0-1	Southern Utah	3-1
Fresno State	1-0	Southwest Texas	0-1
George Mason	1-0	St. Bonaventure	2-0
George Washington	1-0	St. Francis (N.Y.)	2-0
Georgetown	5-4	St. Francis (Pa.)	4-0
Georgia	1-3	St. Johns	2-3
Georgia Tech	1-0	St. Martin's	1-0
Gonzaga	1-0	Stanford	14-7
Idaho	1-3	Stephen F. Austin	1-1
Idaho State	8-3	Syracuse	4-5
Illinois State	1-0	Temple	1-0
Indiana	2-0	Tennessee	0-2
Indiana State	1-0	Tennessee Martin	1-0
IUPUI	1-0	Texas	1-3
James Madison	1-0	Texas A&M	2-2
Kansas	1-3	Texas Arlington	1-1
Kent State	0-1	Texas Tech	0-2
Kentucky	1-2	Texas Pan American	2-0
Long Beach State	3-1	Texas Southern	1-0
Louisiana Tech	1-0	Tulane	1-0
Loyola Marymount	3-2	UC Davis	3-0
LSU	1-1	UC Irvine	5-1
Marist	1-0	UC Riverside	2-0
Marquette	0-1	UC Santa Barbara	0-1
Maryland	1-0	UCLA	0-1
McNeese State	1-0	UNLV	0-1
Memphis	1-2	Utah	2-1
Mercer	1-0	Vanderbilt	1-0
Miami	3-4	Vermont	1-0
Miami (OH)	1-0	Villanova	3-3
Michigan	4-3	VCU	1-3
Michigan State	3-1	Virginia Tech	2-0
Middle Tenn. State	0-1	Wagner	2-0
Minnesota	0-1	Washington	10-11
Mississippi State	0-2	Washington State	18-3
Missouri-Kansas City	0-1	Weber State	3-9
MVSU	1-0	West Virginia	5-4
Missouri	2-0	Western Illinois	2-0
Missouri State	1-0	Western Kentucky	1-0
Montana	6-5	Western Oregon	1-0
Montana State	9-3	Wright State	1-0
Montana Tech	1-0	Wyoming	1-0
Morgan State	1-0	Xavier	1-0
Morris Brown	1-0	Yale	1-0
N. Mexico Highlands	1-0	Youngstown State	1-0
Nebraska	1-1		
Nevada	1-0		
		<b>TOTAL:</b>	<b>417-224</b>



MISSISSIPPI STATE BY THE NUMBERS

GAME-BY-GAME SPECIALTY STATS (MSU First)						GAME-BY-GAME LEAD/DEFICIT			
<i>Opponent</i>	<i>Paint</i>	<i>Off TO</i>	<i>2nd Chance</i>	<i>Fast Break</i>	<i>Bench</i>	<i>Opponent</i>	<i>Largest Lead</i>	<i>Largest Deficit</i>	<i>Final Score</i>
Norfolk State	30/34	18/11	17/10	8/4	6/21	Norfolk State	12 (74-62, 2nd)	6 (29-35, 1st)	W, 78-74
Central Florida	14/48	5/6	11/13	6/6	6/6	Central Florida	Never Led	28 (19-47, 1st)	L, 86-71
Boise State	40/36	22/13	9/0	12/8	3/34	Boise State	19 (55-36)	Never Trailed	W, 80-68
UTEP									

Mississippi State Scoring By The Half

Team	1st Half	2nd Half
Norfolk State	39	39
Central Florida	33	28
Boise State	37	43

Lowest First Half: 33, Central Florida (11-17-16)  
Highest First Half: 39, Norfolk State (11-11-16)  
Lowest 2nd Half: 28, Central Florida (11-17-16)  
Highest 2nd Half: 43, Boise State (11-18-16)

Opponent Scoring By The Half

Team	1st Half	2nd Half
Norfolk State	39	35
Central Florida	53	33
Boise State	29	39

Lowest First Half: 29, Boise State (11-18-16)  
Highest First Half: 53, Central Florida (11-17-16)  
Lowest 2nd Half: 33, Central Florida (11-17-16)  
Highest 2nd Half: 39, Boise State (11-18-16)

# MISSISSIPPI STATE BY THE NUMBERS

## MSU'S 2016-17 RECORD WHEN . . .

Leads at Halftime	1-0
Trails at Halftime	0-1
Is Tied at Halftime	1-0
Shoots 45% or better from the field	2-0
Shoots less than 45% from the field	0-1
Opp. shoots less than 45% from the field	1-1
Opp. shoots 45% or better from the field	2-1
Outrebounds (or ties) the opponent	2-0
Outrebounded by the opponent	0-1
More Assists (or ties) than the opponent	2-0
Fewer Assists than the opponent	0-1
Fewer (or ties) TOs than opponent	1-1
More TOs than opponent	1-0
Holds opponents to 65 points or less	1-0
In games decided by 10 points or less	1-0

## MSU'S 2016-17 RECORD IN . . .

All Games	2-1
Home Games	1-0
Road Games	1-1
Neutral-sites	1-1
Non-SEC Games	2-1
Non-SEC Home Games	1-0
Non-SEC Road Games	1-1
Non-SEC Neutral-site Games	1-1
SEC Games	1-1
SEC Home Games	1-0
SEC Road Games	1-1
SEC Tournament	1-1
November Games	2-1
December Games	1-0
January Games	1-1
February Games	1-0
March Games	1-1
Monday Games	1-0
Tuesday Games	1-1
Wednesday Games	1-0
Thursday Games	0-1
Friday Games	2-0
Saturday Games	1-0
Sunday Games	1-1
Overtime Games	1-0
Television Games	2-1
Games vs. Ranked Opponents	1-0

## MISC. 2015-16 TEAM STATS

Largest Lead Surrendered in Loss:

Largest Deficit Overcome in Win:

6, Norfolk State (11-11-16)

Largest Lead at Anytime:

19, Boise State (11-18-16)

Largest Deficit Anytime:

28, Central Florida (11-17-16)

## MISCELLANEOUS MSU INDIVIDUAL STATISTICS

**Games Scoring in Double Figures:** Weatherspoon 3, Ready 23, Carter 2, Holman 2, Kegler

**Games Scoring 20-plus Points:** Weatherspoon 2

**Games Scoring 30-plus Points:**

**Games Rebounding in Double Figures:** Holman

**Games With Double Figures in Assists:**

**Games With Double-Doubles:** Holman

**Games With Triple-Doubles:**

**Games As Team High Scorer (or co-leader):** Weatherspoon 3

**Games As Team High Rebounder (or co-leader):** Holman, Weatherspoon, Herard

**Games As Team Leader in Assists (or co-leader):** Ready 3, Weatherspoon

**Games As Team Leader in Steals (or co-leader):** Holman, Carter, Kegler, Weatherspoon

**Games As Team Leader in Blocks (or co-leader):** Holman, Datcher

**Games As Team Leader in Turnovers (or co-leader):** Kegler 2, Peters

## MSU'S RECORD BY STARTING LINEUP

Weatherspoon, Ready, Carter, Kegler, Holman..... 2-1

## GAME-BY-GAME STARTERS

<u>Opponent</u>	<u>Date</u>	<u>Guard</u>	<u>Guard</u>	<u>Guard</u>	<u>Forward</u>	<u>Forward</u>	<u>Record</u>
Norfolk State	11-11-16	W'Spoon	Ready	Carter	Kegler	Holman	1-0
Central Florida	11-17-16	W'Spoon	Ready	Carter	Kegler	Holman	1-1
Boise State	11-18-16	W'Spoon	Ready	Carter	Kegler	Holman	2-1
UTEP							

## 2016-17 Win-Loss Differential

Diff.	1	2	3	4	5	6	7	8	9	10	11	12	13	14	15	16	17	18	19	20	21	22	23	24	25+
Won				1								1													
Lost																								1	

# MISSISSIPPI STATE BY THE NUMBERS

## Mississippi State In Overtime Games

<b>This Season</b> .....	0-1
<b>Overall Overtime Record</b> .....	60-50
<i>Home Overtime Record</i> .....	34-22
<i>Road Overtime Record</i> .....	18-20
<i>Neutral Site Overtime Record</i> .....	8-8
<b>Humphrey Coliseum Overtime Record</b> .....	25-17
<b>SEC Tournament Overtime Record</b> .....	2-5
<b>Double Overtime Record</b> .....	6-5
<b>Four Overtime Record</b> .....	0-2
<b>Postseason Overtime Record</b> .....	1-0
<b>Last OT Played (1OT)</b> .....	vs. Alabama (L, 82-80, 2/2/16)
<b>Last Double OT</b> .....	vs. UMass (L, 101-96, 3/13/12)
<b>Last Triple OT</b> .....	vs. Alabama (L, 79-78, 2/27/71)
<b>Last Four OT</b> .....	vs. Ole Miss (W, 104-102, 1/24/90)

## Mississippi State Coaches In Overtime Games

<b>Babe McCarthy</b> .....	6-5
<i>Home Overtime Record</i> .....	2-2
<i>Road Overtime Record</i> .....	2-2
<i>Neutral Site Overtime Record</i> .....	2-1
<b>Joe Dan Gold</b> .....	5-3
<i>Home Overtime Record</i> .....	3-3
<i>Road Overtime Record</i> .....	1-0
<i>Neutral Site Overtime Record</i> .....	1-0
<b>Kermit Davis</b> .....	8-6
<i>Home Overtime Record</i> .....	5-3
<i>Road Overtime Record</i> .....	3-3
<b>Ron Greene</b> .....	2-0
<i>Home Overtime Record</i> .....	2-0
<b>Jim Hatfield</b> .....	3-3
<i>Home Overtime Record</i> .....	3-2
<i>Road Overtime Record</i> .....	0-1
<b>Bob Boyd</b> .....	3-4
<i>Home Overtime Record</i> .....	2-1
<i>Road Overtime Record</i> .....	1-2
<i>Neutral Site Overtime Record</i> .....	0-1
<b>Richard Williams</b> .....	15-11
<i>Home Overtime Record</i> .....	7-3
<i>Road Overtime Record</i> .....	5-5
<i>Neutral Site Overtime Record</i> .....	3-3
<b>Rick Stansbury</b> .....	15-16
<i>Home Overtime Record</i> .....	7-6
<i>Road Overtime Record</i> .....	6-7
<i>Neutral Site Overtime Record</i> .....	2-3
<b>Rick Ray</b> .....	3-1
<i>Home Overtime Record</i> .....	3-1
<b>Ben Howland</b> .....	0-1
<i>Home Overtime Record</i> .....	0-1

## OVERTIME FOES

TEAM	RECORD	TEAM	RECORD
Alabama .....	6-7	Morehead State .....	1-0
Alaska-Fairbanks .....	1-0	Northeastern Louisiana .....	0-1
Arkansas .....	2-1	Northwestern State .....	0-1
Auburn .....	6-4	Oklahoma .....	1-0
Baylor .....	1-0	Ole Miss .....	6-3
BYU .....	0-1	Old Dominion .....	0-1
California .....	0-1	San Diego .....	0-1
Drake .....	1-0	Santa Clara .....	2-0
Florida .....	0-3	Southern Mississippi .....	1-0
Florida State .....	1-0	Southwestern Louisiana .....	1-0
Georgia .....	3-3	South Alabama .....	1-0
Georgia Tech .....	1-0	South Carolina .....	3-0
Houston .....	0-1	Tennessee .....	6-2
Idaho .....	0-1	Texas .....	1-0
Kentucky .....	4-5	Texas A&M .....	1-1
Loyola .....	1-0	Troy .....	2-0
LSU .....	3-4	Tulane .....	0-1
Memphis .....	1-0	UAB .....	0-1
Missouri-Kansas City .....	0-1	UMass .....	0-1
Montana .....	1-0	Vanderbilt .....	2-5



# THE LAST TIME . . .

## THE LAST TIME AN MSU PLAYER ...

### Scored 30 or more points in a game:

32, Ravern Johnson vs. Tenn. St. (11-12-10)

### Scored 33 or more points in a game:

33, Craig Sword at LSU (2-19-14)

### Scored 34 or more points in a game:

34, Arnett Moultrie vs. UMass (3-13-12)

### Scored 35 or more points in a game:

36, Jeff Malone at Ole Miss (2-19-83)

### Scored 37 or more points in a game:

39, Jeff Malone vs. Alabama (1-31-83)

### Scored 40 or more points in a game:

40, Rickey Brown vs. Auburn (3-7-77)

### Scored 20+ points in back-to-back games:

Craig Sword (21 vs. Arkansas 1-9-16;

20 vs. Kentucky (1-12-16)

### Scored 20+ points in three-consecutive games:

Craig Sword (24 vs. Loyola, 12-01-13; 24 vs.

TCU, 12-05-13; 22 vs. SELA, 12-13-13)

### Scored 20+ points in five-consecutive games:

Jeff Malone, 1982-83 (11 consecutive)

### Scored 30+ points in back-to-back games:

Jeff Malone (36 at Ole Miss & 30 vs.

Georgia, 1982-83)

### Scored 30+ points in three-consecutive games:

Jeff Malone (33 at LSU; 36 at Ole Miss &

30 vs. Georgia, 1982-83)

### Two players score 20+ points in same game:

Gavin Ware, 21; Quindary Weatherspoon,

23, vs. Tennessee (1-16-16)

### Made 10 field goals in a game:

10, Gavin Ware vs. Miami (11-19-15)

### Made 11 field goals in a game:

11, Gavin Ware, Ole Miss (3-2-16)

### Made 12 field goals in a game:

12, Gavin Ware, Alabama (2-2-16)

### Made 13 field goals in a game:

13, Horatio Webster vs. SW Missouri St.

(11-23-97)

### Made 14 field goals in a game:

14, Cameron Burns at Georgia (1-17-90)

### Made 15 or more field goals in a game:

16, Raymond Brown vs. Florida (3-2-85)

### Attempted 20 field goals in a game:

20, Ravern Johnson vs. St. Mary's (12-29-10)

### Attempted 21 or more field goals in a game:

21, Dee Bost vs. Kentucky (2-16-10)

### Attempted 23 or more field goals in a game:

23, Arnett Moultrie vs. UMass (3-13-12)

### Attempted 25 field goals in a game:

25, Chuck Evans at Alabama (3-6-93)

### Attempted 26 field goals in a game:

26, Tony Watts at Ole Miss (2-22-92)

### Attempted 27 or more field goals in a game:

28, Jeff Malone vs. Vanderbilt (1-8-83)

### Made six 3-pointers in a game:

6, Dee Bost vs. Old Dominion (11-28-09)

### Made seven 3-pointers in a game:

7, Malik Newman vs. Ole Miss (1-23-16)

### Made eight or more 3-pointers in a game:

8, Winsome Frazier vs. UMKC (11-23-04)

### Attempted 11 3-pointers in a game:

11, Dee Bost vs. Detroit (12-17-11)

### Attempted 12 3-pointers in a game:

12, Ravern Johnson vs. ETSU (12-11-10)

### Attempted 13 or more 3-pointers in a game:

13, Dee Bost vs. Troy (12-10-11)

### Attempted 16 or more 3-pointers in a game:

17, Darryl Wilson vs. Alabama (3-4-95)

### Made 14 or more free throws in a game:

14, Trivante Bloodman vs. Auburn (2-15-14)

### Made 15 or more free throws in a game:

15, Craig Sword vs. Ole Miss (1-11-14)

### Attempted 17 free throws in a game:

17, Jarvis Varnado at Houston (12-19-09)

### Attempted 18 free throws in a game:

18, Craig Sword vs. Ole Miss (1-11-14)

### Attempted 19 free throws in a game:

19, Carl Nichols vs. SE La. (12-1-88)

### Had 16 rebounds in a game:

16, Gavin Ware vs. Maryland ES (1-2-14)

### Had 17 rebounds in a game:

17, Gavin Ware at Auburn (1-21-15)

### Had 18 or more rebounds in a game:

21, Wesley Morgan vs. SE La. (11-28-05)

### Had 22 or more rebounds in a game:

23, Rickey Brown vs. Vanderbilt (12-6-79)

### Had 24 or more rebounds in a game:

24, Wiley Peck vs. Alabama (1-27-79)

### Had 10 or more offensive rebounds in a game:

11, Arnett Moultrie vs. Northwestern State

(12-22-11)

### Had 10 or more defensive rebounds in a game:

12, Gavin Ware vs. Vanderbilt (2-16-16)

### Had 13 or more defensive rebounds in a game:

13, Colin Borchert (3-9-13)

### Had 15 or more defensive rebounds in a game:

15, Jarvis Varnado at San Diego (12-31-09)

### Had 10 assists in a game:

10, Dee Bost vs. LSU (1-25-11)

### Had 11 assists in a game:

11, I.J. Ready vs. No. Colorado (12-23-15)

### Had 13 assists in a game:

13, Dee Bost vs. Ole Miss (2-9-12)

### Had 14 assists in a game:

14, Gary Ervin vs. Florida A&M (12-20-04)

### Had 15 or more assists in a game:

16, Chuck Evans at UMKC (2-23-93)

### Had 10 or more turnovers in a game:

10, Charles Rhodes vs. Nicholls (11-11-06)

### Had five or more blocks in a game:

5, Aric Holman vs. Norfolk State (11-11-16)

### Had seven blocks in a game:

7, Jarvis Varnado at LSU (2-20-10)

### Had eight blocks in a game:

8, Jarvis Varnado vs. Alabama (2-24-10)

### Had nine blocks in a game:

9, Jarvis Varnado at Vanderbilt (2-3-10)

### Had 10 blocks in a game:

10, Jarvis Varnado vs. Arkansas (1-14-10)

### Had 10+ blocks in two consecutive games:

Jarvis Varnado (10 vs. Georgia & 10 vs.

Kentucky, 2007-08)

### Had five steals in a game:

5, Fred Thomas vs. Clayton State (11-24-14)

### Had six or more steals in a game:

7, Craig Sword vs. Ole Miss (1-11-14)

## LAST TIME AN MSU TEAM...

### Scored 100 or more points:

106 vs. Eastern Washington (11-13-15)

### Scored 100 or more points in an SEC game:

105 vs. Auburn (3-2-04)

### Allowed 100 or more points in an SEC game:

115 at Arkansas (2-20-93)

### Allowed 100 or more points in non-SEC play:

105 vs. Miami (11-19-15)

### Was held to 52 points or less:

51 vs. Alabama (2-10-15)

### Was held to 50 points:

50 vs. Alabama (2-25-12)

### Was held to 49 points or less:

47 vs. Florida (1-10-15)

### Was held to 45 points or less:

41 at Georgia (2-7-15)

### Was held to 40 points or less:

36 vs. Missouri (2-13-13)

### Was held to 35 points or less:

31 vs. Vanderbilt (2-23-13)

### Was held to fewer than 10 points in a half:

9 at Arkansas, first (2-7-15)

### Held opponent to 59 points or less:

58 vs. South Carolina (2-27-16)

### Held opponent to 56 points or less:

56 at Vanderbilt (3-4-15)

### Held opponent to 55 points or less:

51 vs. UT Martin (11-28-15)

### Held opponent to 50 points or less:

46 vs. Arkansas (2-9-16)

### Held opponent to 45 points or less:

45 vs. MVSU (12-28-09)

### Held opponent to 42 points or less:

42 vs. Texas-San Antonio (12-4-12)

### Held opponent to 39 points or less:

39 at LSU (1-9-08)

### Shot 50 percent or better from the field:

.529 [27-51] vs. Arkansas (29-16)

### Shot 55 percent or better from the field:

.582 [33-55] vs. No. Colorado (12-23-15)

### Shot 60 percent or better from the field:

.621 [41-66] vs. E. Washington (11-13-15)

### Shot 65 percent or better from the field:

.660 [35-53] vs. Western Kentucky (1-5-09)

### Was held to less than 35 percent from the field:

.323 [20-62] vs. Central Florida (11-17-16)

### Was held to less than 30 percent from the field:

.283 [17-60] vs. North Carolina (11-19-12)

### Was held to less than 25 percent from the field:

.175 [7-40] vs. Vanderbilt (2-23-13)

### Held opp. to 35 percent or less from the field:

.306 [19-62] vs. Texas A&M (1-6-16)

### Held opp. to 30 percent or less from the field:

.222 [16-72] vs. Arkansas (2-9-16)

### Opponent shot 50 percent or better:

.500 [32-64] Central Florida (11-17-16)

### Opponent shot 60 percent or better:

.623 [33-53] Missouri (3-1-14)

### Made 35 or more field goals:

35 vs. Texas Southern (12-2-15)

### Made 40 or more field goals:

41 vs. Eastern Washington (11-13-15)

### Made fewer than 15 field goals:

14 at Arkansas (2-7-15)

### Attempted 70 or more shots from the field:

71 vs. Alabama (2-2-16)

### Attempted 80 or more shots from the field:

80 at Alabama (2-21-09)

### Attempted just 40 shots from the field:

40 vs. Vanderbilt (2-23-13)

### Attempted 39 or fewer shots from the field:

39 at Vanderbilt (3-4-15)

### Attempted 35 or fewer shots from the field:

34 vs. Tennessee (2-3-15)

### Made 10 or more 3-pointers:

11 vs. Norfolk State (11-11-16)

### Made 12 3-pointers:

12 vs. Ole Miss (1-23-16)

### Made 15 3-pointers:

15 vs. North Carolina A&T (12-12-10)

### Made 16 3-pointers:

16 vs. Troy (12-10-11)

### Did not make a 3-pointer:

[0-10] at Arkansas (2-7-15)

### Made just one 3-pointer:

vs. Tennessee (1-7-15)

### Made just two 3-pointers:

vs. Kentucky (2-25-15)

### Opponent made 15 or more 3-pointers:

16, Arkansas (1-9-16)

### Attempted nine 3-pointers or less:

9 vs. Tennessee (1-7-15)

### Attempted six 3-pointers or less:

6 at Ole Miss (1-29-03)

### Attempted 25 3-pointers:

25 vs. Auburn (3-5-16)

### Attempted 26 3-pointers:

26 vs. Ole Miss (3-2-16)

### Attempted 27 3-pointers:

27 vs. Texas Southern (12-2-15)

### Attempted 28 3-pointers:

28 vs. Georgia (2-13-16)

### Attempted 29 or more 3-pointers:

29 vs. Missouri-Kansas City (12-12-15)

# THE LAST TIME (CONTINUED) . . .

**Attempted 30 or more 3-pointers:**

31 vs. Southern University (11-16-15)

**Attempted 35 or more 3-pointers:**

35 vs. Kentucky (2-16-10)

**Made 31 or more free throws:**

31 vs. Auburn (1-22-14)

**Made 40 or more free throws:**

41 vs. LSU (2-11-09)

**Made 50 or more free throws:**

52 vs. LSU (2-11-09)

**Made fewer than five free throws:**

4 at Vanderbilt (2-1-14)

**Made fewer than four free throws:**

3 vs. Baylor (12-28-11)

**Made only 1 free throw:**

1 vs. Florida (1-30-14)

**Attempted 30 or more free throws:**

34 vs. Auburn SECT (3-11-15)

**Attempted 35 or more free throws:**

35 vs. Tennessee (2-3-15)

**Attempted 40 or more free throws:**

44 vs. Tennessee (1-7-15)

**Attempted 45 or more free throws:**

45 vs. Florida A&amp;M (12-17-13)

**Attempted fewer than 10 free throws:**

7 vs. Texas Southern (12-2-15)

**Had 50 or more rebounds:**

50 vs. Arkansas (2-9-16)

**Had 55 or more rebounds:**

58 vs. Troy (12-10-05)

**Had 59 or more rebounds:**

59 at Houston (12-19-09)

**Had fewer than 25 rebounds:**

21 vs. McNeese State (12-30-14)

**Had 20 or fewer rebounds:**

20 at Kentucky (1-12-16)

**Had 20 or more assists:**

20 vs. South Carolina (2-27-16)

**Had 21 or more assists:**

21 vs. Northern Colorado (12-23-15)

**Had 25 or more assists:**

25 vs. St. Bonaventure (12-05-09)

**Had 30 or more assists:**

30 vs. Troy (12-10-11)

**Had 5 Assists:**

5, Florida State (12-16-15)

**Had Fewer Than 5 Assists:**

4, Tennessee (1-2-15)

**Had 20 or more turnovers:**

20 vs. South Carolina (3-6-13)

**Had 21 or more turnovers:**

21 vs. Jacksonville (12-23-14)

**Had 23 or more turnovers:**

23 vs. Arkansas (2-21-15)

**Had 24 or more turnovers:**

24 at Arkansas (2-7-15)

**Had 25 turnovers:**

26 vs. Mississippi Valley State (11-17-14)

**Had 29 or more turnovers:**

29 at Arkansas (1-23-13)

**Had 30 or more turnovers:**

31 at Kentucky (1-7-97)

**Had 34 or more turnovers:**

34 at Evansville (12-17-75)

**Had fewer than 10 turnovers:**

8 vs. Vanderbilt (2-16-16)

**Had five or fewer turnovers:**

5 vs. Florida Atlantic (11-30-10)

**Forced 25 or more turnovers**

26 vs. Kennesaw State (11-14-13)

**Had 10 blocked shots:**

10 vs. Texas Southern (12-2-15)

**Had 11 blocked shots:**

11 at Alabama (2-21-09)

**Had 12 blocked shots:**

12 at South Carolina (1-26-16)

**Had 13 blocked shots:**

13 vs. Arkansas (1-14-10)

**Had 14 blocked shots:**

14 vs. Texas-Pan American (11-24-09)

**Had 16 blocked shots:**

16 vs. Georgia (1-12-08)

**Had 10 steals:**

10 at South Carolina (1-16-16)

**Had 11 steals:**

11 vs. Florida (1-19-16)

**Had 12 steals:**

12 vs. Ole Miss (3-2-16)

**Had 13 steals:**

13 vs. Boise State (11-18-16)

**Had 14 steals:**

14 vs. South Carolina (1-9-13)

**Had 15 steals:**

15 vs. Florida Gulf Coast (12-19-13)

**Had 17 or more steals:**

17 vs. Florida Atlantic (11-13-12)

**Had 20 or more steals:**

20 vs. Nicholls State (11-17-01)

**Had 1 steal or less:**

1 vs. Vanderbilt (3-11-11)

# 1 LAMAR PETERS



**Freshman | Guard**

**6-0 | 188**

**New Orleans, LA**

**Landry-Walker HS**

## Season Highs

**Points:** --  
**FGM:** --  
**FGA:** 4, Boise State 11-18-16  
**3FGM:** --  
**3FGA:** 3, Boise State 11-18-16  
**FTM:** --  
**FTA:** --  
**Rebounds:** 1, twice, last vs. Boise State 11-18-16  
**Assists:** 3, Norfolk State, 11-11-16  
**Blocks:** --  
**Steals:** 1, Boise State 11-18-16  
**Minutes:** 15, Norfolk State, 11-11-16

## Peters' Notes . . .

-Made his collegiate debut against Norfolk State on November 11, 2016

-Did not play against UCF because of a coaching decision.

- Earned his first career steal against Boise State on November 18, 2016.

## 2016-17 Game-By-Game

Opponent	MIN	FG	Pct.	3FG	Pct.	FT	Pct.	O-D-R	PF	A	TO	B	S	PTS
N11 Norfolk State	15	0-3	.000	0-2	.000	0-0	.000	0-1-1	2	3	4	0	0	0
N17 Central Florida	-DNP-													
N18 Boise State	14	0-4	.000	0-3	.000	0-0	.000	1-0-1	3	1	0	0	1	0
N20 TBA														
N25 LeHigh														
N28 Northwestern State														
D1 Oregon State														
D4 Georgia State														
D14 ETSU														
D19 Southern Miss														
D22 Morehead State														
D29 UMKC														
J3 Alabama														
J7 LSU														
J10 Arkansas														
J14 Texas A&M														
J17 Kentucky														
J21 Tennessee														
J25 Missouri														
J28 Alabama														
J31 Ole Miss														
F4 Tennessee														
F7 Auburn														
F11 South Carolina														
F14 Georgia														
F18 Florida														
F21 Ole Miss														
F25 Vanderbilt														
F28 South Carolina														
M4 LSU														
M8-12 SEC Tournament														

## CAREER STATS FOR LAMAR PETERS

Year	GP-GS	Min/Avg	FG-FGA	Pct	3FM-3GA	Pct	FT-FTA	Pct	Rebs	PF-D	Ast	TO	Blk	Stl	Pts/Avg
2016-17	2-0	29/14.5	0-7	.000	0-5	.000	0-0	.000	2	5-0	4	4	0	0	0/0.0



# 2 ELI WRIGHT



Freshman | Gaurd

6-4 | 203

Owensboro, KY

22 Feet Academy

## Season Highs

Points: 2, UCF, 11-17-16  
 FGM: --  
 FGA: 2, Norfolk State, 11-11-16  
 3FGM: --  
 3FGA: 1, Norfolk State, 11-11-16  
 FTM: 2, UCF, 11-17-16  
 FTA: 2, UCF, 11-17-16  
 Rebounds: 1, UCF, 11-17-16  
 Assists: 3, Boise State 11-18-16  
 Blocks: --  
 Steals: 3, Boise State 11-18-16  
 Minutes: 15, twice , last vs. Boise State 11-18-16

## Wright's Notes . . .

-Made his collegiate debut against Norfolk State on November 11, 2016.

-Earned his first collegiate points with 2 against UCF on November 17, 2016.

-Earned his first collegiate assists with an impressive 3.

## 2016-17 Game-By-Game

Opponent	MIN	FG	Pct.	3FG	Pct.	FT	Pct.	O-D-R	PF	A	TO	B	S	PTS
N11 Norfolk State	13	0-2	.000	0-1	.000	0-0	.000	0-1-1	4	0	0	0	0	0
N17 Central Florida	15	0-2	.000	0-2	.000	2-2	1.000	0-0-0	4	0	1	0	0	2
N18 Boise State	15	0-1	.000	0-1	.000	2-2	1.000	0-0-0	2	3	1	0	1	0
N20 TBA														
N25 LeHigh														
N28 Northwestern State														
D1 Oregon State														
D4 Georgia State														
D14 ETSU														
D19 Southern Miss														
D22 Morehead State														
D29 UMKC														
J3 Alabama														
J7 LSU														
J10 Arkansas														
J14 Texas A&M														
J17 Kentucky														
J21 Tennessee														
J25 Missouri														
J28 Alabama														
J31 Ole Miss														
F4 Tennessee														
F7 Auburn														
F11 South Carolina														
F14 Georgia														
F18 Florida														
F21 Ole Miss														
F25 Vanderbilt														
F28 South Carolina														
M4 LSU														
M8-12 SEC Tournament														

## CAREER STATS FOR ELI WRIGHT

Year	GP-GS	Min/Avg	FG-FGA	Pct	3FM-3GA	Pct	FT-FTA	Pct	Rebs	PF-D	Ast	TO	Blk	Stl	Pts/Avg
2016-17	3-0	43/14.3	0-5	.000	0-4	.000	4-4	1.000	0-0.0	10-0	3	2	0	1	4/1.3

# 3 XAVIAN STAPLETON



Sophomore | Guard

6-6 | 195

Flora, MS

Madison Central HS

## Season Highs

Points: --  
FGM: --  
FGA: --  
3FGM: --  
3FGA: --  
FTM: --  
FTA: --  
Rebounds: --  
Assists: --  
Blocks: --  
Steals: --  
Minutes: --

## Stapleton's Notes . . .

## 2016-17 Game-By-Game

Opponent	MIN	FG	Pct.	3FG	Pct.	FT	Pct.	O-D-R	PF	A	TO	B	S	PTS
N11 Norfolk State	-DNP-													
N17 Central Florida	-DNP-													
N18 Boise State	-DNP-													
N20 TBA														
N25 LeHigh														
N28 Northwestern State														
D1 Oregon State														
D4 Georgia State														
D14 ETSU														
D19 Southern Miss														
D22 Morehead State														
D29 UMKC														
J3 Alabama														
J7 LSU														
J10 Arkansas														
J14 Texas A&M														
J17 Kentucky														
J21 Tennessee														
J25 Missouri														
J28 Alabama														
J31 Ole Miss														
F4 Tennessee														
F7 Auburn														
F11 South Carolina														
F14 Georgia														
F18 Florida														
F21 Ole Miss														
F25 Vanderbilt														
F28 South Carolina														
M4 LSU														
M8-12 SEC Tournament														

## CAREER STATS FOR XAVIAN STAPLETON

Year	GP-GS	Min/Avg	FG-FGA	Pct	3FM-3GA	Pct	FT-FTA	Pct	Rebs	PF-D	Ast	TO	Blk	Stl	Pts/Avg
2016-17															

# 4 MARIO KEGLER



**Freshman | Guard**

**6-7 | 220**

**Jackson, MS**

**Oak Hill Academy**

## Season Highs

**Points:** 12, Boise State 11-18-16  
**FGM:** 4, Boise State 11-18-16  
**FGA:** 7, UCF, 11-17-16  
**3FGM:** 2, twice, last vs. Boise State 11-18-16  
**3FGA:** 4, Norfolk State, 11-11-16  
**FTM:** 2, Norfolk State, 11-11-16  
**FTA:** 3, Boise State, 11-18-16  
**Rebounds:** 5, UCF, 11-17-16  
**Assists:** 1, Norfolk State, 11-11-16  
**Blocks:** --  
**Steals:** 2, UCF, 11-17-16  
**Minutes:** 26, twice, last vs. Boise State 11-18-16

## Kegler's Notes . . .

-Earned his first-career start during his collegiate debut against Norfolk State on November 11, 2016.

-Had a career-high 5 rebounds against UCF on November 17, 2016.

-Had a career high 12 points against Boise State on November 18, 2016.

## 2016-17 Game-By-Game

Opponent	MIN	FG	Pct.	3FG	Pct.	FT	Pct.	O-D-R	PF	A	TO	B	S	PTS
N11 Norfolk State	26	2-6	.333	2-4	.500	2-2	1.000	0-2-2	4	1	2	0	0	8
N17 Central Florida	22	3-7	.429	1-2	.500	0-0	.000	1-4-5	4	0	3	0	2	7
N18 Boise State	26	4-6	.667	2-4	.500	2-3	.667	1-3-4	2	0	3	0	1	12
N20 TBA														
N25 LeHigh														
N28 Northwestern State														
D1 Oregon State														
D4 Georgia State														
D14 ETSU														
D19 Southern Miss														
D22 Morehead State														
D29 UMKC														
J3 Alabama														
J7 LSU														
J10 Arkansas														
J14 Texas A&M														
J17 Kentucky														
J21 Tennessee														
J25 Missouri														
J28 Alabama														
J31 Ole Miss														
F4 Tennessee														
F7 Auburn														
F11 South Carolina														
F14 Georgia														
F18 Florida														
F21 Ole Miss														
F25 Vanderbilt														
F28 South Carolina														
M4 LSU														
M8-12 SEC Tournament														

## CAREER STATS FOR MARIO KEGLER

Year	GP-GS	Min/Avg	FG-FGA	Pct	3FM-3GA	Pct	FT-FTA	Pct	Rebs	PF-D	Ass	TO	Blk	Stl	Pts/Avg
2016-17	3-3	74/24.7	9-19	.474	5-10	.500	4-5	.800	11-3.7	10-0	1	8	0	3	27/9.0



# 5 JOE STRUGG



**R- Freshman| Forward**

**6-9 | 196**

**Montgomery, AL**

**G.W. Carver HS**

## Season Highs

Points: --  
 FGM: --  
 FGA: --  
 3FGM: --  
 3FGA: --  
 FTM: --  
 FTA: --  
 Rebounds: --  
 Assists: --  
 Blocks: --  
 Steals: --  
 Minutes: 2, UCF, 11-17-16

## Strugg's Notes . . .

-Earned his first collegiate minutes played with 2 against UCF on November 17, 2016.

## 2016-17 Game-By-Game

Opponent	MIN	FG	Pct.	3FG	Pct.	FT	Pct.	O-D-R	PF	A	TO	B	S	PTS
N11 Norfolk State	-DNP-													
N17 Central Florida	2	0-0	.000	0-0	.000	0-0	.000	0-0-0	0	0	0	0	0	0
N18 Boise State	-DNP-													
N20 TBA														
N25 LeHigh														
N28 Northwestern State														
D1 Oregon State														
D4 Georgia State														
D14 ETSU														
D19 Southern Miss														
D22 Morehead State														
D29 UMKC														
J3 Alabama														
J7 LSU														
J10 Arkansas														
J14 Texas A&M														
J17 Kentucky														
J21 Tennessee														
J25 Missouri														
J28 Alabama														
J31 Ole Miss														
F4 Tennessee														
F7 Auburn														
F11 South Carolina														
F14 Georgia														
F18 Florida														
F21 Ole Miss														
F25 Vanderbilt														
F28 South Carolina														
M4 LSU														
M8-12 SEC Tournament														

## CAREER STATS FOR JOE STRUGG

Year	GP-GS	Min/Avg	FG-FGA	Pct	3FM-3GA	Pct	FT-FTA	Pct	Rebs	PF-D	Ast	TO	Blk	Stl	Pts/Avg
2016-17	1-0	2/2.0	0-0	.000	0-0	.000	0-0	.000	0-0-0	0-0	0	0	0	0	0/0.0

# 11 QUINNDARY WEATHERSPOON



Sophomore | Guard

6-4 | 205

Canton, MS

Velma Jackson HS

## Season Highs

**Points:** 25, Boise State 11-18-16  
**FGM:** 9, twice, last vs. Boise State 11-18-16  
**FGA:** 18, UCF, 11-17-16  
**3FGM:** 2, Norfolk State, 11-11-16  
**3FGA:** 5, twice, last vs. UCF, 11-17-16  
**FTM:** 6, UCF, Boise State 11-18-16  
**FTA:** 7, Boise State 11-18-16  
**Rebounds:** 7, UCF, 11-17-16  
**Assists:** 4, UCF, 11-17-16  
**Blocks:** 2, Norfolk State, 11-11-16  
**Steals:** 4, Boise State 11-18-16  
**Minutes:** 35, twice, last vs. Boise State 11-18-16

## Career Highs

**Points:** 25, twice, last vs. Boise State 11-18-16  
**FGM:** 8, Tennessee, 1-16-16  
**FGA:** 17, South Carolina, 1-26-16  
**3FGM:** 4, twice, last vs. Auburn, 3-5-16  
**3FGA:** 8, Ole Miss, 3-2-16  
**FTM:** 8, Vanderbilt, 2-16-16  
**FTA:** 10, Vanderbilt, 2-16-16  
**Rebounds:** 14, Missouri, 1-30-16  
**Assists:** 4, NC Central, 12-31-15  
**Blocks:** 2, twice, last vs. Texas A&M, 2-24-16  
**Steals:** 4, Boise State, 11-18-16  
**Minutes:** 41, Alabama, 2-2-16

## 2016-17 Game-By-Game

Opponent	MIN	FG	Pct.	3FG	Pct.	FT	Pct.	O-D-R	PF	A	TO	B	S	PTS
N11 Norfolk State	30	9-16	.563	2-5	.400	2-2	1.000	2-4-6	2	2	2	2	1	22
N17 Central Florida	35	6-18	.333	2-5	.400	5-5	1.000	2-5-7	0	4	1	1	1	19
N18 Boise State	35	9-12	.750	1-3	.333	6-7	.857	1-3-4	1	2	2	0	4	25
N20 TBA														
N25 LeHigh														
N28 Northwestern State														
D1 Oregon State														
D4 Georgia State														
D14 ETSU														
D19 Southern Miss														
D22 Morehead State														
D29 UMKC														
J3 Alabama														
J7 LSU														
J10 Arkansas														
J14 Texas A&M														
J17 Kentucky														
J21 Tennessee														
J25 Missouri														
J28 Alabama														
J31 Ole Miss														
F4 Tennessee														
F7 Auburn														
F11 South Carolina														
F14 Georgia														
F18 Florida														
F21 Ole Miss														
F25 Vanderbilt														
F28 South Carolina														
M4 LSU														
M8-12 SEC Tournament														

## Weatherspoon's Notes . . .

- Tabbed first-team All-SEC by league coaches and second-team by the media.

- In his game against Norfolk State it marked the third time he has scored 20+ points in a game.

-Had a game-high 22 points.

-Has scored in double-digits 22 times in his career.

-Eclipsed the 400 mark for his career. He has 412 points in 33 games.

-Had a career high 25 points against Boise State on November 18, 2016.

-Had a team and career-high 4 steals against Boise State on November 18, 2016.

-Shot at 75% against Boise State on November 18, 2016.

## CAREER STATS FOR QUINNDARY WEATHERSPOON

Year	GP-GS	Min/Avg	FG-FGA	Pct	3FM-3GA	Pct	FT-FTA	Pct	Rebs	PF-D	Asst	TO	Blk	Stl	Pts/Avg
2015-16	31-17	836/27.0	133-297	.448	43-109	.394	62-77	.805	146-4.7	75-1	43	45	16	42	371-12.0
2016-17	3-3	100/33.3	24-46	.522	5-13	.385	13-14	.929	17-5.7	3-0	8	5	3	6	66/22.0
Totals	34-20	936/27.5	157-343	.458	48-122	.393	75-91	.824	163-4.8	78-1	51	50	19	48	437-12.9

# 12 DREW DAVIS



Junior | Guard

5-10 | 172

Atlanta, GA

Fort Walton Beach HS

## Season Highs

Points: --  
FGM: --  
FGA: --  
3FGM: --  
3FGA: --  
FTM: --  
FTA: --  
Rebounds: --  
Assists: --  
Blocks: --  
Steals: --  
Minutes: --

Davis' Notes . . .

## 2016-17 Game-By-Game

Opponent	MIN	FG	Pct.	3FG	Pct.	FT	Pct.	O-D-R	PF	A	TO	B	S	PTS
N11 Norfolk State	-DNP-													
N17 Central Florida	-DNP-													
N18 Boise State	-DNP-													
N20 TBA														
N25 LeHigh														
N28 Northwestern State														
D1 Oregon State														
D4 Georgia State														
D14 ETSU														
D19 Southern Miss														
D22 Morehead State														
D29 UMKC														
J3 Alabama														
J7 LSU														
J10 Arkansas														
J14 Texas A&M														
J17 Kentucky														
J21 Tennessee														
J25 Missouri														
J28 Alabama														
J31 Ole Miss														
F4 Tennessee														
F7 Auburn														
F11 South Carolina														
F14 Georgia														
F18 Florida														
F21 Ole Miss														
F25 Vanderbilt														
F28 South Carolina														
M4 LSU														
M8-12 SEC Tournament														

## CAREER STATS FOR DREW DAVIS

Year	GP-GS	Min/Avg	FG-FGA	Pct	3FM-3GA	Pct	FT-FTA	Pct	Rebs	PF-D	Ast	TO	Blk	Stl	Pts/Avg
2016-17															



# 13 NICK SINGLETON



Sophomore | Guard

6-5 | 194

Decatur, GA

Columbia HS

## Season Highs

Points: --  
 FGM: --  
 FGA: --  
 3FGM: --  
 3FGA: --  
 FTM: --  
 FTA: --  
 Rebounds: 2, UCF, 11-17-16  
 Assists: --  
 Blocks: --  
 Steals: --  
 Minutes: 2, UCF, 11-17-16

## 2016-17 Game-By-Game

Opponent	MIN	FG	Pct.	3FG	Pct.	FT	Pct.	O-D-R	PF	A	TO	B	S	PTS
N11 Norfolk State	-DNP-													
N17 Central Florida	2	0-0	.000	0-0	.000	0-0	.000	1-1-2	0	0	0	0	0	0
N18 Boise State	-DNP-													
N20 TBA														
N25 LeHigh														
N28 Northwestern State														
D1 Oregon State														
D4 Georgia State														
D14 ETSU														
D19 Southern Miss														
D22 Morehead State														
D29 UMKC														
J3 Alabama														
J7 LSU														
J10 Arkansas														
J14 Texas A&M														
J17 Kentucky														
J21 Tennessee														
J25 Missouri														
J28 Alabama														
J31 Ole Miss														
F4 Tennessee														
F7 Auburn														
F11 South Carolina														
F14 Georgia														
F18 Florida														
F21 Ole Miss														
F25 Vanderbilt														
F28 South Carolina														
M4 LSU														
M8-12 SEC Tournament														

## Singleton's Notes . . .

-Had his first collegiate appearance with 2 minutes against UCF on November 17, 2016

## CAREER STATS FOR NICK SINGLETON

Year	GP-GS	Min/Avg	FG-FGA	Pct	3FM-3GA	Pct	FT-FTA	Pct	Rebs	PF-D	Ast	TO	Blk	Stl	Pts/Avg
2016-17	1-0	2/2.0	0-0	.000	0-0	.000	0-0	.000	1-1-2	0-0	0	0	0	0	0/0.0

# 15 I.J. READY



Senior | Guard

5-11 | 166

Rixey, AR

Parkview Magent HS

## Season Highs

**Points:** 15, UCF, 11-17-16  
**FGM:** 6, UCF, 11-17-16  
**FGA:** 15, UCF, 11-17-16  
**3FGM:** 1, 3 times, last vs. twice, last vs. Boise State 11-18-16  
**3FGA:** 6, UCF, 11-17-16  
**FTM:** 3, Norfolk State, 11-11-16  
**FTA:** 4, Norfolk State, 11-11-16  
**Rebounds:** 3, twice, 3 times, last vs. twice, last vs. Boise State 11-18-16  
**Assists:** 7, Norfolk State, 11-11-16  
**Blocks:**—  
**Steals:** 3, Boise State 11-18-16  
**Minutes:** 31, Norfolk State, 11-11-16

## Career Highs

**Points:** 25, Eastern Washington, 11-13-15  
**FGM:** 8, Eastern Washington, 11-13-15  
**FGA:** 16, 3x, last vs. Florida, 1-19-16  
**3FGM:** 4, Georgia, 1-24-15  
**3FGA:** 7, 7x, last vs. Texas Southern, 12-2-15  
**FTM:** 8, Eastern Washington, 11-13-15  
**FTA:** 9, Eastern Washington, 11-13-15  
**Rebounds:** 8, twice, last vs. Auburn, 1-21-15  
**Assists:** 11, twice, last vs. Northern Colorado, 12-23-15  
**Blocks:** 1, Arkansas, 2-9-16  
**Steals:** 5, twice, last vs. South Carolina, 2-27-16  
**Minutes:** 36, Ole Miss, 3-2-16

## 2016-17 Game-By-Game

Opponent	MIN	FG	Pct.	3FG	Pct.	FT	Pct.	O-D-R	PF	A	TO	B	S	PTS
N11 Norfolk State	31	5-13	.385	1-2	.500	3-4	.750	0-3-3	2	7	0	0	0	14
N17 Central Florida	30	6-15	.400	1-6	.167	2-2	1.000	1-2-3	1	4	2	0	1	15
N18 Boise State	27	5-9	.556	1-2	.500	2-3	.667	1-2-3	2	6	0	0	3	13
N20 TBA														
N25 LeHigh														
N28 Northwestern State														
D1 Oregon State														
D4 Georgia State														
D14 ETSU														
D19 Southern Miss														
D22 Morehead State														
D29 UMKC														
J3 Alabama														
J7 LSU														
J10 Arkansas														
J14 Texas A&M														
J17 Kentucky														
J21 Tennessee														
J25 Missouri														
J28 Alabama														
J31 Ole Miss														
F4 Tennessee														
F7 Auburn														
F11 South Carolina														
F14 Georgia														
F18 Florida														
F21 Ole Miss														
F25 Vanderbilt														
F28 South Carolina														
M4 LSU														
M8-12 SEC Tournament														

## Ready's Notes . . .

- I.J. Ready leads the team in assists with 7.

-Earned his 66th career start.

-He earned his 28th double-digit game with 15 against UCF on November 17, 2016

-302 points shy of becoming the 37th player in MSU history to score 1,000 for a career.

-Needs just 41 assists to move into the MSU all-time Top 10.

-Is 30 steals shy of moving in the MSU Top 10 record book.

-Had a season-high 3 steals against Boise State on November 18, 2016.

## CAREER STATS FOR I.J. READY

Year	GP-GS	Min/Avg	FG-FGA	Pct	3FM-3GA	Pct	FT-FTA	Pct	Rebs	PF-D	Asst	TO	Blk	Stl	Pts/Avg
2013-14	26-21	626/24.1	59-159	.371	17-48	.354	18-21	.857	55-2.1	31-1	69	41	0	32	153/5.9
2014-15	29-21	744/25.7	87-218	.399	28-95	.295	37-42	.881	57-2.0	46-0	71	41	0	37	239/8.2
2015-16	30-22	886/29.5	103-247	.417	26-91	.286	45-56	.804	79-2.6	56-1	134	48	1	39	277/9.2
2016-17	3-3	88/29.3	16-37	.432	3-10	.300	7-9	.778	9-3.0	5-0	17	2	0	4	42/14.0
Totals	88-67	2344/26.6	265-661	.401	74-244	.303	107-128	.836	200-2.3	138-2	291	132	1	112	711/8.1

# 20 MILES WASHINGTON



**Freshman | Center**

**6-7 | 202**

**New Albany, MS**

**New Albany HS**

## Season Highs

Points: --  
FGM: --  
FGA: --  
3FGM: --  
3FGA: --  
FTM: --  
FTA: --  
Rebounds: --  
Assists: --  
Blocks: --  
Steals: --  
Minutes: --

Washington's Notes . . .

## 2016-17 Game-By-Game

Opponent	MIN	FG	Pct.	3FG	Pct.	FT	Pct.	O-D-R	PF	A	TO	B	S	PTS
N11 Norfolk State	-DNP-													
N17 Central Florida	-DNP-													
N18 Boise State	-DNP-													
N20 TBA														
N25 LeHigh														
N28 Northwestern State														
D1 Oregon State														
D4 Georgia State														
D14 ETSU														
D19 Southern Miss														
D22 Morehead State														
D29 UMKC														
J3 Alabama														
J7 LSU														
J10 Arkansas														
J14 Texas A&M														
J17 Kentucky														
J21 Tennessee														
J25 Missouri														
J28 Alabama														
J31 Ole Miss														
F4 Tennessee														
F7 Auburn														
F11 South Carolina														
F14 Georgia														
F18 Florida														
F21 Ole Miss														
F25 Vanderbilt														
F28 South Carolina														
M4 LSU														
M8-12 SEC Tournament														

## CAREER STATS FOR MILES WASHINGTON

Year	GP-GS	Min/Avg	FG-FGA	Pct	3FM-3GA	Pct	FT-FTA	Pct	Rebs	PF-D	Ast	TO	Blk	Stl	Pts/Avg
2016-17															

# 23 TYSON CARTER



**Freshman | Guard**

**6-4 | 167**

**Starkville, MS**

**Starkville HS**

## Season Highs

**Points:** 17, Norfolk State, 11-11-16  
**FGM:** 6, Norfolk State, 11-11-16  
**FGA:** 12, UCF, 11-17-16  
**3FGM:** 5, Norfolk State, 11-11-16  
**3FGA:** 8, UCF, 11-17-16  
**FTM:** 6, Boise State 11-18-16  
**FTA:** 6, Boise State 11-18-16  
**Rebounds:** 2, twice, last vs. Boise State 11-18-16  
**Assists:** 2, twice, last vs. UCF, 11-17-16  
**Blocks:** --  
**Steals:** 2, twice, last vs. Boise State 11-18-16  
**Minutes:** 33, twice, last vs. UCF, 11-17-16

## Carter's Notes . . .

- 17 points is the most by a freshman on opening day since Chancellor Nichols scored 17 against Christian Brothers in November 1987

-In his collegiate debut, freshman guard Tyson Carter poured in 17 points on 6-of-8 shooting. He also drained 5 3-pointers

-Earned his first-career start during his collegiate debut against Norfolk State on November 11, 2016.

-Scored 17 points in his debut against Norfolk State, the most by a true freshman on opening day since Chancellor Nichols also had 17 against Christian Brothers on Nov. 28, 1987.

-Shot 6 for 6 at the free throw line against Boise State on November 18, 2016.

## 2016-17 Game-By-Game

Opponent	MIN	FG	Pct.	3FG	Pct.	FT	Pct.	O-D-R	PF	A	TO	B	S	PTS
N11 Norfolk State	33	6-8	.750	5-7	.714	0-0	.000	0-1-1	1	2	1	0	1	17
N17 Central Florida	33	2-12	.167	2-8	.250	2-4	.500	0-2-2	2	2	0	0	2	8
N18 Boise State	30	4-10	.400	1-4	.250	6-6	1.000	0-2-2	2	1	0	0	2	15
N20 TBA														
N25 LeHigh														
N28 Northwestern State														
D1 Oregon State														
D4 Georgia State														
D14 ETSU														
D19 Southern Miss														
D22 Morehead State														
D29 UMKC														
J3 Alabama														
J7 LSU														
J10 Arkansas														
J14 Texas A&M														
J17 Kentucky														
J21 Tennessee														
J25 Missouri														
J28 Alabama														
J31 Ole Miss														
F4 Tennessee														
F7 Auburn														
F11 South Carolina														
F14 Georgia														
F18 Florida														
F21 Ole Miss														
F25 Vanderbilt														
F28 South Carolina														
M4 LSU														
M8-12 SEC Tournament														

## CAREER STATS FOR TYSON CARTER

Year	GP-GS	Min/Avg	FG-FGA	Pct	3FM-3GA	Pct	FT-FTA	Pct	Rebs	PF-D	Ast	TO	Blk	Stl	Pts/Avg
2016-17	3-3	96/32.0	12-30	.400	8-19	.421	8-10	.800	5-1.7	5-0	5	1	0	5	40/13.3



# 24 ABDUL ADO



Freshman | Forward

6-11 | 246

Lagos, Nigeria

Hamilton Heights HS

## Season Highs

Points: --  
FGM: --  
FGA: --  
3FGM: --  
3FGA: --  
FTM: --  
FTA: --  
Rebounds: --  
Assists: --  
Blocks: --  
Steals: --  
Minutes: --

Ado's Notes . . .

## 2016-17 Game-By-Game

Opponent	MIN	FG	Pct.	3FG	Pct.	FT	Pct.	O-D-R	PF	A	TO	B	S	PTS
N11 Norfolk State	-DNP-													
N17 Central Florida	-DNP-													
N18 Boise State	-DNP-													
N20 TBA														
N25 LeHigh														
N28 Northwestern State														
D1 Oregon State														
D4 Georgia State														
D14 ETSU														
D19 Southern Miss														
D22 Morehead State														
D29 UMKC														
J3 Alabama														
J7 LSU														
J10 Arkansas														
J14 Texas A&M														
J17 Kentucky														
J21 Tennessee														
J25 Missouri														
J28 Alabama														
J31 Ole Miss														
F4 Tennessee														
F7 Auburn														
F11 South Carolina														
F14 Georgia														
F18 Florida														
F21 Ole Miss														
F25 Vanderbilt														
F28 South Carolina														
M4 LSU														
M8-12 SEC Tournament														

## CAREER STATS FOR ABDUL ADO

Year	GP-GS	Min/Avg	FG-FGA	Pct	3FM-3GA	Pct	FT-FTA	Pct	Rebs	PF-D	Ast	TO	Blk	Stl	Pts/Avg
2016-17															

# 34 SCHNIDER HERARD



**Freshman | Center**

**6-10 | 250**

**Port-au-Prince, Haiti**

**Prestonwood Christian HS**

## Season Highs

**Points:** 4, Norfolk State, 11-11-16  
**FGM:** 2, Norfolk State, 11-11-16  
**FGA:** 3, Norfolk State, 11-11-16  
**3FGM:** --  
**3FGA:** --  
**FTM:** 2, UCF, 11-17-16  
**FTA:** 3, UCF, 11-17-16  
**Rebounds:** 7, Boise State 11-18-16  
**Assists:** --  
**Blocks:** --  
**Steals:** --  
**Minutes:** 18, twice, last vs. Boise State, 11-18-16

## Herard's Notes . . .

- Had his collegiate debut against Norfolk State on November 11, 2016.

-Had 4 rebounds in the 17 minutes he played.

-Made his first career free throws with 2 against UCF on November 17, 2016.

-Had a team-high 7 rebounds against Boise State on November 18, 2016.

## 2016-17 Game-By-Game

Opponent	MIN	FG	Pct.	3FG	Pct.	FT	Pct.	O-D-R	PF	A	TO	B	S	PTS
N11 Norfolk State	17	2-3	.667	0-0	.000	0-1	.000	2-2-4	1	0	3	0	0	4
N17 Central Florida	18	0-2	.000	0-0	.000	2-3	.667	0-2-2	4	0	1	0	0	2
N18 Boise State	18	0-1	.000	0-0	.000	0-0	.000	1-6-7	2	0	1	0	0	0
N20 TBA														
N25 LeHigh														
N28 Northwestern State														
D1 Oregon State														
D4 Georgia State														
D14 ETSU														
D19 Southern Miss														
D22 Morehead State														
D29 UMKC														
J3 Alabama														
J7 LSU														
J10 Arkansas														
J14 Texas A&M														
J17 Kentucky														
J21 Tennessee														
J25 Missouri														
J28 Alabama														
J31 Ole Miss														
F4 Tennessee														
F7 Auburn														
F11 South Carolina														
F14 Georgia														
F18 Florida														
F21 Ole Miss														
F25 Vanderbilt														
F28 South Carolina														
M4 LSU														
M8-12 SEC Tournament														

## CAREER STATS FOR SCHNIDER HERARD

Year	GP-GS	Min/Avg	FG-FGA	Pct	3FM-3GA	Pct	FT-FTA	Pct	Rebs	PF-D	Ast	TO	Blk	Stl	Pts/Avg
2016-17	3-0	53/17.7	2-6	.333	0-0	.000	2-4	.500	13-4.3	7-0	0	5	0	0	6/2.0

# 35 ARIC HOLMAN



**Sophomore | Forward**

**6-10 | 222**

**Owensboro, KY**

**Owensboro HS**

## Season Highs

**Points:** 11, Norfolk State, 11-11-16  
**FGM:** 6, Boise State, 11-18-16  
**FGA:** 13, Boise State 11-18-16  
**3FGM:** 1, Norfolk State, 11-11-16  
**3FGA:** 4, Boise State 11-18-16  
**FTM:** 4, Norfolk State, 11-11-16  
**FTA:** 7, Norfolk State, 11-11-16  
**Rebounds:** 11, Norfolk State, 11-11-16  
**Assists:** --  
**Blocks:** 5, Norfolk State, 11-11-16  
**Steals:** 2, Norfolk State, 11-11-16  
**Minutes:** 28, UCF, 11-17-16

## Career Highs

**Points:** 11, Norfolk State, 11-11-16  
**FGM:** 3, twice, last vs. Norfolk State 11-17-16  
**FGA:** 13, Boise State 11-18-16  
**3FGM:** 1, twice, last vs. Norfolk State 11-17-16  
**3FGA:** 4, Boise State 11-18-16  
**FTM:** 4, Norfolk State, 11-11-16  
**FTA:** 7, Norfolk State, 11-11-16  
**Rebounds:** 11, Norfolk State, 11-11-16  
**Assists:** 4, Arkansas, 2-9-16  
**Blocks:** 5, Norfolk State, 11-11-16  
**Steals:** 2, Norfolk State, 11-11-16  
**Minutes:** 28, UCF, 11-17-16

## 2016-17 Game-By-Game

Opponent	MIN	FG	Pct.	3FG	Pct.	FT	Pct.	O-D-R	PF	A	TO	B	S	PTS
N11 Norfolk State	26	3-7	.429	1-2	.500	4-7	.571	3-8-11	2	0	1	5	2	11
N17 Central Florida	28	2-4	.500	0-1	.000	2-3	.667	4-3-7	1	0	2	1	1	6
N18 Boise State	24	6-13	.461	0-4	.000	0-0	.000	1-4-5	1	0	2	0	0	12
N20 TBA														
N25 LeHigh														
N28 Northwestern State														
D1 Oregon State														
D4 Georgia State														
D14 ETSU														
D19 Southern Miss														
D22 Morehead State														
D29 UMKC														
J3 Alabama														
J7 LSU														
J10 Arkansas														
J14 Texas A&M														
J17 Kentucky														
J21 Tennessee														
J25 Missouri														
J28 Alabama														
J31 Ole Miss														
F4 Tennessee														
F7 Auburn														
F11 South Carolina														
F14 Georgia														
F18 Florida														
F21 Ole Miss														
F25 Vanderbilt														
F28 South Carolina														
M4 LSU														
M8-12 SEC Tournament														

## Holman's Notes . . .

- Aric Holman had a team high of 11 rebounds.

- Sophomore forward Aric Holman recorded his first-career double-double with career highs in points (11) and rebounds (11).

- Had career highs in minutes (26), steals (2) and blocks (5).

-Has collected 18 rebounds to go along with his 17 points.

## CAREER STATS FOR ARIC HOLMAN

Year	GP-GS	Min/Avg	FG-FGA	Pct	3FM-3GA	Pct	FT-FTA	Pct	Rebs	PF-D	Ast	TO	Blk	Stl	Pts/Avg
2015-16	21-3	194/9.2	18-44	.409	2-13	.154	1-6	.167	39-1.9	37-2	8	16	14	2	39/1.9
2016-17	3-3	74/24.7	9-19	.474	1-7	.143	6-10	.600	23-7.7	4-0	0	5	6	3	29/9.7
Totals	24-6	272/11.3	29-68	.426	3-20	.150	7-16	.438	62-2.6	41-2	8	21	20	5	68/2.8

# 45 E.J. DATCHER



**Freshman | Center**

**6-9 | 240**

**Hapersville, AL**

**Vincent HS**

## Season Highs

**Points:** 2, Norfolk State, 11-11-16  
**FGM:** 1, twice, last vs. UCF, 11-17-16  
**FGA:** 2, twice, last vs. UCF, 11-17-16  
**3FGM:** --  
**3FGA:** --  
**FTM:** --  
**FTA:** 1, Norfolk State, 11-11-16  
**Rebounds:** 7, Norfolk State, 11-11-16  
**Assists:** --  
**Blocks:** 3, UCF, 11-17-16  
**Steals:** 1, twice, last vs. 4, Boise State 11-18-16  
**Minutes:** 15, UCF, 11-17-16

## Datcher's Notes . . .

- E.J. Datcher was second on the team with 7 rebounds.

-- Had his collegiate debut against Norfolk State on November 11, 2016.

-Was second on the team for blocks with 4 against UCF on November 17, 2016

## 2016-17 Game-By-Game

Opponent	MIN	FG	Pct.	3FG	Pct.	FT	Pct.	O-D-R	PF	A	TO	B	S	PTS
N11 Norfolk State	9	1-2	.500	0-0	.000	0-1	.000	1-6-7	4	0	0	1	0	2
N17 Central Florida	15	1-2	.500	0-0	.000	0-1	.000	0-2-2	5	0	0	3	1	2
N18 Boise State	11	0-1	.000	0-0	.000	1-2	.500	2-2-4	1	0	1	0	1	1
N20 TBA														
N25 LeHigh														
N28 Northwestern State														
D1 Oregon State														
D4 Georgia State														
D14 ETSU														
D19 Southern Miss														
D22 Morehead State														
D29 UMKC														
J3 Alabama														
J7 LSU														
J10 Arkansas														
J14 Texas A&M														
J17 Kentucky														
J21 Tennessee														
J25 Missouri														
J28 Alabama														
J31 Ole Miss														
F4 Tennessee														
F7 Auburn														
F11 South Carolina														
F14 Georgia														
F18 Florida														
F21 Ole Miss														
F25 Vanderbilt														
F28 South Carolina														
M4 LSU														
M8-12 SEC Tournament														

## CAREER STATS FOR E.J. DATCHER

Year	GP-GS	Min/Avg	FG-FGA	Pct	3FM-3GA	Pct	FT-FTA	Pct	Rebs	PF-D	Ast	TO	Blk	Stl	Pts/Avg
2016-17	3-0	25/11.7	2-5	.400	0-0	.000	1-4	.250	13-4.3	10-0	0	1	4	2	5/1.7



**Exhibition — Nov. 4, 2016**

Mississippi State	78
Delta State	63

Humphrey Coliseum • Starkville, MS

**Delta State**

Player	FG	3FG	FT	RB	PF	PT	A	Min
Davis	f 2-6	0-0	0-0	1	5	4	0	24
Harper	f 0-0	0-0	0-0	0	5	0	0	5
Warner	g 6-12	5-9	4-6	4	4	21	2	36
Kilpatrick	g 1-2	0-0	0-1	5	0	2	4	28
Schmidt	g 6-20	2-9	3-4	5	4	17	6	32
Henry	0-2	0-0	0-0	4	0	0	0	16
Cornish	3-5	3-5	0-0	2	3	9	0	29
King	0-0	0-0	0-0	0	0	0	0	1
Weldon	1-1	0-0	0-0	0	0	2	0	6
Taylor	2-6	0-0	4-7	6	3	8	0	22
Kimble	0-0	0-0	0-0	0	0	0	0	1
<b>TOTALS</b>	<b>21-54</b>	<b>10-23</b>	<b>11-18</b>	<b>33</b>	<b>24</b>	<b>63</b>	<b>12</b>	<b>200</b>

**Mississippi State**

Player	FG	3FG	FT	RB	PF	PT	A	Min
Holman	f 4-7	1-3	6-7	10	0	15	0	25
Kegler	g 6-12	4-9	2-4	8	1	18	0	24
W'Spoon	g 4-12	1-2	3-4	8	3	12	4	25
Ready	g 4-6	1-3	0-0	1	1	9	4	18
Carter	g 1-6	0-4	2-2	2	2	4	1	25
Peters	2-8	1-4	2-5	1	3	7	2	18
Wright	2-5	0-2	3-4	2	2	7	1	23
Strugg	0-1	0-1	0-0	0	1	0	0	4
Davis	0-1	0-0	0-0	2	1	0	0	3
Singleton	1-1	0-0	0-0	0	2	2	0	5
Washington	0-0	0-0	0-0	1	1	0	0	3
Herard	1-2	0-0	0-2	5	5	2	0	11
Datcher	1-3	0-0	0-1	6	2	2	0	16
<b>TOTALS</b>	<b>26-64</b>	<b>8-28</b>	<b>18-29</b>	<b>48</b>	<b>24</b>	<b>78</b>	<b>12</b>	<b>200</b>

Halftime: MSU 43, DSU 32. FG%: MSU 40.6%, DSU 38.9. 3FG%: MSU 28.6%, DSU 43.5%. FT%: MSU 62.1%, DSU 61.1%. Turnovers: MSU 16 (Herard 3), DSU 19 (Schmidt 7). Blocked Shots: MSU 7 (Holman 4), DSU 1 (P.J. Davis). Steals: MSU 9 (Peters 4), DSU 7 (Kilpatrick 4). Officials: Anthony Jordan, Owen Shortt, Ken Washington. Attendance: 3,721.

**Game 1 — Nov. 11, 2016**

Mississippi State	78
Norfolk State	74

Humphrey Coliseum • Starkville, MS

**Norfolk State**

Player	FG	3FG	FT	RB	PF	PT	A	Min
Long	f 2-5	0-0	1-3	7	4	5	0	30
Gellineau	c 0-0	0-0	0-0	4	5	0	0	11
Robinson	g 7-14	2-5	5-5	3	1	21	5	38
Wade	g 5-16	0-2	8-12	12	0	18	3	35
Goss	g 4-7	1-4	0-0	1	2	9	1	31
Ward	2-4	0-1	0-1	2	0	4	2	20
Brown	2-3	1-1	0-0	0	2	5	0	5
Williams	1-2	1-2	2-2	2	2	5	0	12
Robinson	3-6	0-0	1-3	3	5	7	0	18
<b>TOTALS</b>	<b>26-57</b>	<b>5-15</b>	<b>17-26</b>	<b>35</b>	<b>21</b>	<b>74</b>	<b>11</b>	<b>200</b>

**Mississippi State**

Player	FG	3FG	FT	RB	PF	PT	A	Min
Holman	f 3-7	1-2	4-7	11	2	11	0	26
Kegler	g 2-6	2-4	2-2	2	4	8	1	26
W'Spoon	g 9-16	2-5	2-2	6	2	22	2	30
Ready	g 5-13	1-2	3-4	3	2	14	7	31
Carter	g 6-8	5-7	0-0	1	1	17	2	33
Peters	0-3	0-2	0-0	1	2	0	3	15
Wright	0-2	0-1	0-0	0	4	0	0	13
Herard	2-3	0-0	0-1	4	1	4	0	17
Datcher	1-2	0-0	0-1	7	4	2	0	9
<b>TOTALS</b>	<b>28-60</b>	<b>11-23</b>	<b>11-17</b>	<b>38</b>	<b>22</b>	<b>78</b>	<b>12</b>	<b>200</b>

Halftime: MSU 39, NSU 39. FG%: MSU 42.4%, NSU 43.3%. 3FG%: MSU 40.0%, NSU 30.0%. FT%: MSU 62.5%, NSU 52.6%. Turnovers: MSU 13 (Peters 4), NSU 12 (Robinson 3). Blocked Shots: MSU 8 (Holman 5), NSU 5 (Robinson 3). Steals: MSU 4 (Holman 2), NSU 5 (Robinson 3). Officials: Antinio Petty, Terry Moore, Darron George. Attendance: 4,467.

**Game 2 — Nov. 17, 2016**

Central Florida	86
Central Florida	61

TD Arena • Charleston, SC

**Mississippi State**

Player	FG	3FG	FT	RB	PF	PT	A	Min
Holman	f 2-4	0-1	2-3	7	1	6	0	28
Kegler	g 3-7	1-2	0-0	5	4	7	0	22
W'Spoon	g 6-18	2-5	5-5	7	0	19	4	35
Ready	g 6-15	1-6	2-2	3	1	15	4	30
Carter	g 2-12	2-8	2-4	2	2	8	2	33
Wright	0-2	0-2	2-2	0	4	2	0	15
Strugg	0-0	0-0	0-0	0	0	0	0	2
Singleton	0-0	0-0	0-0	2	0	0	0	2
Herard	0-2	0-0	2-3	2	4	2	0	18
Datcher	1-2	0-0	0-1	2	5	2	0	15
<b>TOTALS</b>	<b>20-62</b>	<b>6-24</b>	<b>15-20</b>	<b>35</b>	<b>21</b>	<b>61</b>	<b>10</b>	<b>200</b>

**Central Florida**

Player	FG	3FG	FT	RB	PF	PT	A	Min
Efianayi	f 7-14	2-6	3-5	7	2	19	2	29
Banyard	f 3-6	1-2	1-4	13	2	8	2	33
Fall	c13-17	0-0	0-4	12	2	26	1	27
Taylor	g 5-14	1-3	6-6	7	1	17	10	35
Williams	g 3-7	1-4	3-3	3	2	10	1	33
Mumin	0-0	0-0	0-0	0	0	0	0	10
Stephenson	0-1	0-0	0-0	1	0	0	0	2
Brown	1-3	0-0	4-4	4	5	6	0	11
Laing	0-2	0-0	0-0	1	2	0	2	20
<b>TOTALS</b>	<b>32-64</b>	<b>5-15</b>	<b>17-26</b>	<b>49</b>	<b>16</b>	<b>86</b>	<b>18</b>	<b>200</b>

Halftime: MSU 33, UCF 53. FG%: MSU 32.3%, UCF 50.0%. 3FG%: MSU 25.0%, UCF 33.3%. FT%: MSU 75.0%, UCF 65.4%. Turnovers: MSU 10 (Kegler 3), UCF 10 (Efianayi 5). Blocked Shots: MSU 5 (Datcher 3), UCF 3 (Fall 3). Steals: MSU 8 (Kegler, Carter 2), UCF 4 (Taylor 2). Officials: John Higgins, Les Jones, Paul Janssen. Attendance: 3,430.

**Game 3 — Nov. 18, 2016**

Mississippi State	80
Boise State	68

TD Arena • Charleston, SC

**Mississippi State**

Player	FG	3FG	FT	RB	PF	PT	A	Min
Holman	f 6-13	0-4	0-0	5	1	12	0	24
Kegler	g 4-6	2-4	2-3	4	2	12	0	26
W'Spoon	g 9-12	1-3	6-7	4	1	25	2	35
Ready	g 5-9	1-2	2-3	3	2	13	6	27
Carter	g 4-10	1-4	6-6	2	2	15	1	30
Peters	0-4	0-3	0-0	1	3	0	1	14
Wright	0-1	0-1	2-2	0	2	2	3	15
Herard	0-1	0-0	0-0	7	2	0	0	18
Datcher	0-1	0-0	1-2	4	1	1	0	11
<b>TOTALS</b>	<b>28-57</b>	<b>5-21</b>	<b>19-23</b>	<b>35</b>	<b>16</b>	<b>80</b>	<b>13</b>	<b>200</b>

**Boise State**

Player	FG	3FG	FT	RB	PF	PT	A	Min
Duncan	f 4-8	4-8	0-0	0	3	12	0	19
Wacker	f 1-1	0-0	0-1	3	2	2	3	22
Jessup	g 1-6	1-5	2-2	1	2	5	0	25
Hutchison	g 5-7	0-1	3-3	6	4	13	0	24
Reid	g 1-5	0-4	0-0	2	1	2	1	18
Dickinson	2-3	1-2	0-0	2	0	5	0	13
Jorch	3-3	0-0	0-0	0	3	6	0	9
Haney	2-4	1-2	1-2	6	0	6	0	22
Oluyitan	0-0	0-0	0-0	0	1	0	0	2
Austin	6-9	0-1	1-2	1	3	13	2	20
Hobbs	2-9	0-2	0-0	4	4	4	4	26
<b>TOTALS</b>	<b>27-55</b>	<b>7-25</b>	<b>7-10</b>	<b>27</b>	<b>23</b>	<b>68</b>	<b>10</b>	<b>200</b>

Halftime: MSU 37, BSU 29. FG%: MSU 49.1%, BSU 49.1%. 3FG%: MSU 23.8%, BSU 28.0%. FT%: MSU 82.6%, BSU 70.0%. Turnovers: MSU 10 (Kegler 3), BSU 17 (Oluyitan 4). Blocked Shots: MSU 0, BSU 1 (Wacker). Steals: MSU 13 (Waetherspoon 4), BSU 3 (Hobbs 2). Officials: Antinio Petty, Mike Stuart, Jeb Hartness.

**Game 4 — Nov. 20, 2016**

Mississippi State	
UTEP	












TD Arena • Charleston, SC

**Game 5 — Nov. 25, 2016**

Mississippi State	
LeHigh	

Humphrey Coliseum • Starkville, MS

## 2016-17 MISSISSIPPI STATE PLAYER BREAKDOWN

1		<b>Lamar Peters</b> Fr   G   6-0   188   New Orleans, LA	<b>Notes:</b> Made his collegiate debut against Norfolk State. DNP against Central Florida but logged 14 minutes against Boise State.
		<b>MIN</b> <b>PTS</b> <b>RBS</b> <b>AST</b> <b>FG%</b> <b>3FG%</b> <b>FT%</b> 14.5 1.3 1.0 2.0 .000 .000 .000	
2		<b>Eli Wright</b> Fr   G   6-4   203   Owensboro, KY	<b>Notes:</b> Made his collegiate debut against Norfolk State. All four of his points have come at the foul line.
		<b>MIN</b> <b>PTS</b> <b>RBS</b> <b>AST</b> <b>FG%</b> <b>3FG%</b> <b>FT%</b> 14.3 0.0 0.0 1.0 .000 .000 1.000	
3		<b>Xavian Stapleton</b> So   G   6-6   207   Flora, MS	<b>Notes:</b> Transfer from La. Tech that sat out last year and is recovering from a torn ACL.
		<b>MIN</b> <b>PTS</b> <b>RBS</b> <b>STL</b> <b>FG%</b> <b>3FG%</b> <b>FT%</b>	
4		<b>Mario Kegler</b> Fr   G   6-7   220   Jackson, MS	<b>Notes:</b> Scored 8 points his collegiate debut against Norfolk State. Coming off a 12-point game against Boise State.
		<b>MIN</b> <b>PTS</b> <b>RBS</b> <b>STL</b> <b>FG%</b> <b>3FG%</b> <b>FT%</b> 24.7 9.0 3.7 1.0 .474 .500 .800	
5		<b>Joe Strugg</b> Fr   F   6-9   196   Montgomery, AL	<b>Notes:</b> DNP vs. Norfolk State. Made collegiate debut vs. UCF and logged 2 minutes.
		<b>MIN</b> <b>PTS</b> <b>RBS</b> <b>AST</b> <b>FG%</b> <b>3FG%</b> <b>FT%</b>	
11		<b>Quinnndary Weatherspoon</b> So   G   6-4   205   Canton, MS	<b>Notes:</b> Preseason All-SEC selection who scored a game-high 22 points vs. Norfolk State. Career-high 25 points came against Boise State. 2nd in SEC with 22.0 points. Leads MSU with 8 dunks.
		<b>MIN</b> <b>PTS</b> <b>RBS</b> <b>AST</b> <b>FG%</b> <b>3FG%</b> <b>FT%</b> 33.3 22.0 5.7 2.7 .522 .385 .929	
15		<b>I.J. Ready</b> Sr   G   5-11   166   Rixey, AL	<b>Notes:</b> MSU's lone senior who has appeared in 85 games and scored 683 points. Had 14 points and 7 assists against Norfolk State. In last two games has totaled 28 points, dished out 10 assists, collected 4 steals and has had just 2 turnovers.
		<b>MIN</b> <b>PTS</b> <b>RBS</b> <b>AST</b> <b>FG%</b> <b>3FG%</b> <b>FT%</b> 29.3 14.0 3.0 5.7 .432 .300 .778	
23		<b>Tyson Carter</b> Fr   G   6-4   167   Starkville, MS	<b>Notes:</b> Totaled 17 points vs. Norfolk, the most by a freshman on opening day since 1987-88. Totaled 15 points against Boise. 8-19 beyond the arc this season.
		<b>MIN</b> <b>PTS</b> <b>RBS</b> <b>AST</b> <b>FG%</b> <b>3FG%</b> <b>FT%</b> 32.0 13.3 1.7 1.7 .400 .421 .800	
34		<b>Schnider Herard</b> Fr   F   6-10   250   Port-Au-Prince, Haiti	<b>Notes:</b> Made his collegiate debut against Norfolk State. Career-high 7 rebounds came against Boise State.
		<b>MIN</b> <b>PTS</b> <b>RBS</b> <b>BLK</b> <b>FG%</b> <b>3FG%</b> <b>FT%</b> 17.7 2.0 4.3 0.0 .333 --- .500	
35		<b>Aric Holman</b> So   F   6-10   222   Owensboro, KY	<b>Notes:</b> Recorded first double-double with 11 points (11) and career-high 11 rebounds to go along with his 5 blocks. Totaled career-high 12 points against Boise State.
		<b>MIN</b> <b>PTS</b> <b>RBS</b> <b>BLK</b> <b>FG%</b> <b>3FG%</b> <b>FT%</b> 26 9.7 7.7 2.0 .458 .143 .600	
45		<b>E.J. Datcher</b> Fr   C   6-9   240   Harpersville, AL	<b>Notes:</b> Made his collegiate debut against Norfolk State and had 7 rebounds. Had 4 rebounds vs. Boise State.
		<b>MIN</b> <b>PTS</b> <b>RBS</b> <b>BLK</b> <b>FG%</b> <b>3FG%</b> <b>FT%</b> 11.7 1.7 4.3 1.3 .400 --- .250	

**2016-17 Mississippi State Stats**  
**Mississippi State Combined Team Statistics (as of Nov 18, 2016)**  
**All games**



<b>RECORD:</b>	<b>OVERALL</b>	<b>HOME</b>	<b>AWAY</b>	<b>NEUTRAL</b>
ALL GAMES	2-1	1-0	0-0	1-1
CONFERENCE	0-0	0-0	0-0	0-0
NON-CONFERENCE	2-1	1-0	0-0	1-1

#	Player	gp-gs	min	avg	Total		3-Point		F-Throw		Rebounds				pf	dq	a	to	blk	stl	pts	avg
					fg-fga	fg%	3fg-fga	3fg%	ft-fa	ft%	off	def	tot	avg								
11	Q Weatherspoon	3-3	100	33.3	24-46	.522	5-13	.385	13-14	.929	5	12	17	5.7	3	0	8	5	3	6	66	22.0
15	IJ Ready	3-3	88	29.3	16-37	.432	3-10	.300	7-9	.778	2	7	9	3.0	5	0	17	2	0	4	42	14.0
23	Tyson Carter	3-3	96	32.0	12-30	.400	8-19	.421	8-10	.800	0	5	5	1.7	5	0	5	1	0	5	40	13.3
35	Aric Holman	3-3	78	26.0	11-24	.458	1-7	.143	6-10	.600	8	15	23	7.7	4	0	0	5	6	3	29	9.7
04	Mario Kegler	3-3	74	24.7	9-19	.474	5-10	.500	4-5	.800	2	9	11	3.7	10	0	1	8	0	3	27	9.0
34	Schnider Herard	3-0	53	17.7	2-6	.333	0-0	.000	2-4	.500	3	10	13	4.3	7	0	0	5	0	0	6	2.0
45	E.J. Datcher	3-0	35	11.7	2-5	.400	0-0	.000	1-4	.250	3	10	13	4.3	10	1	0	1	4	2	5	1.7
02	Eli Wright	3-0	43	14.3	0-5	.000	0-4	.000	4-4	1.000	0	0	0	0.0	10	0	3	2	0	1	4	1.3
01	Lamar Peters	2-0	29	14.5	0-7	.000	0-5	.000	0-0	.000	1	1	2	1.0	5	0	4	4	0	1	0	0.0
05	Joe Strugg	1-0	2	2.0	0-0	.000	0-0	.000	0-0	.000	0	0	0	0.0	0	0	0	0	0	0	0	0.0
13	Nick Singleton	1-0	2	2.0	0-0	.000	0-0	.000	0-0	.000	1	1	2	2.0	0	0	0	0	0	0	0	0.0
Team											6	7	13									
Total.....		3	600		76-179	.425	22-68	.324	45-60	.750	31	77	108	36.0	59	1	38	33	13	25	219	73.0
Opponents.....		3	600		85-176	.483	17-55	.309	41-62	.661	27	84	111	37.0	60	-	39	39	9	12	228	76.0

TEAM STATISTICS	MS	OPP
SCORING	219	228
Points per game	73.0	76.0
Scoring margin	-3.0	-
FIELD GOALS-ATT	76-179	85-176
Field goal pct	.425	.483
3 POINT FG-ATT	22-68	17-55
3-point FG pct	.324	.309
3-pt FG made per game	7.3	5.7
FREE THROWS-ATT	45-60	41-62
Free throw pct	.750	.661
F-Throws made per game	15.0	13.7
REBOUNDS	108	111
Rebounds per game	36.0	37.0
Rebounding margin	-1.0	-
ASSISTS	38	39
Assists per game	12.7	13.0
TURNOVERS	33	39
Turnovers per game	11.0	13.0
Turnover margin	+2.0	-
Assist/turnover ratio	1.2	1.0
STEALS	25	12
Steals per game	8.3	4.0
BLOCKS	13	9
Blocks per game	4.3	3.0
ATTENDANCE	4467	3430
Home games-Avg/Game	1-4467	0-0
Neutral site-Avg/Game	-	2-1715

Date	Opponent		Score	Att.
11-11-16	NORFOLK STATE	w	78-74	4467
11-17-17	vs UCF	L	61-86	3430
11-18-16	vs Boise State	w	80-68	0

\* - Conference game

Score by Periods	1st	2nd	Totals
Mississippi State	109	110	219
Opponents	121	107	228