



Mississippi State Bulldogs (2-0) vs. Green Bay Phoenix (1-1)

Basketball Media Relations

288 Lakeview Drive, Mississippi State, MS 39762

GREGG ELLIS, Primary Contact

(W) 662.325.3595 | (C) 662.322.0145 | gellis@athletics.msstate.edu

Twitter: @msusportsgregg & @HailStateMBK | www.hailstate.com

MORGAN MACGUIRE, Secondary Contact

(C) 719.660.2039 | mmacguire@athletics.msstate.edu

Twitter: @morgsmac

SERIES INFORMATION

Series: First Meeting

Home: NA

Away: NA

Neutral: NA

Last Meeting: NA

Mississippi State Coach: Ben Howland

MSU Record: 32-33, 3rd year

Career Record: 433-239, 22nd year

vs. Green Bay: NM

Green Bay Coach: Linc Darnier

Green Bay Record: 42-28, 3rd year

Career Record: 335-145, 16th year



GAME INFORMATION

When: Monday, Nov. 20, 2017

Time: 7 p.m. CT

Location: Starkville

Arena: Humphrey Coliseum

TV: SEC Network+

PxP: Bart Gregory

Analyst: Charlie Winfield

Sideline: NA

MSU Radio Network:

PxP: Neil Price

Analyst: Richard Williams

Sirius/XM: NA

Projected Starting 5



0 Nick Weatherspoon

6-2 | 195 | Fr. | G
Canton, MS

PPG: _____ 11.5

APG: _____ 4.0

FG%: _____ .444

FT%: _____ .714



1 Lamar Peters

6-0 | 185 | So. | G
New Orleans, LA

PPG: _____ 9.5

APG: _____ 6.0

FG%: _____ .350

FT%: _____ .800



11 Quindary Weatherspoon

6-4 | 205 | Jr. | G
Canton, MS

PPG: _____ 14.5

RPG: _____ 7.0

FG%: _____ .722

FT%: _____ .400



24 Abdul Ado

6-11 | 250 | Fr. | F
Lagos, Nigeria

PPG: _____ 12.0

RPG: _____ 8.0

FG%: _____ .857

FT%: _____ --



35 Aric Holman

6-10 | 225 | Jr. | F
Owensboro, KY

PPG: _____ 11.5

RPG: _____ 8.5

FG%: _____ .615

FT%: _____ .800

WHAT TO NOTE AS MSU PLAYS GREEN BAY . . .

- Green Bay is one of four first-time opponents for Mississippi State, along with Stephen F. Austin, North Dakota State and North Florida.
- MSU is 4-1 all-time versus teams that currently comprise the Horizon Valley Conference. MSU has played just three of 10 teams.
- The last HVC team MSU played is Detroit Mercy (2-1), an 80-75 win in Detroit on Dec. 17, 2011. Detroit is also the team it has played the most.
- MSU is looking for its first 3-0 start since beginning the 2014-15 campaign 5-0.
- In two games this year, the Bulldogs' bench has accounted for 76 points.
- Quindary Weatherspoon** is now 122 points shy of becoming the 37th player in school history to reach 1,000 for a career following his 12-point performance against the Rattlers.
- Junior forward **Aric Holman** is 7 blocked shots away from tying Marcus Campbell for the 10th most in school history with 87 after having two against Florida A&M.
- Against the Rattlers, both freshmen forwards **Abdul Ado** and **KeyShawn Feazell** made their collegiate debuts.
- Abdul Ado** also earned his first start and totaled 12 points, 7 rebounds and 3 blocked shots in 23 minutes of action.
- Schneider Herard** came off the bench to total a career-best 6 blocked shots, the most since **Aric Holman** had 5 last year against Northwestern State.
- As a team, Mississippi State totaled 13 blocks, the most since also having 13 against Arkansas on Jan. 14, 2010.
- In their two wins, the Bulldogs' average margin of victory has been 29.5 points.
- With a win against Green Bay, third-year coach **Ben Howland** would reach the .500 mark at MSU.
- In two games this year, sophomore forward **E.J. Datcher** is 12-12 at the foul line.
- Out of 351 schools, MSU is No. 328 in terms of experience.

2017-18 MISSISSIPPI STATE SCHEDULE/RESULTS

NOVEMBER

10	ALABAMA STATE (SECN+)	W, 96-68
18	FLORIDA A&M (SECN+)	W, 79-48
20	GREEN BAY (SECN+)	7 p.m.
22	STEPHEN F. AUSTIN (SECN+)	7 p.m.
26	JACKSONVILLE STATE (SECN+)	2 p.m.
30	NORTH DAKOTA STATE (SECN)	6 p.m.

DECEMBER

3	DAYTON (SECN)	7 p.m.
9	NORTH GEORGIA (SECN+)	4 p.m.
12	at Cincinnati (ESPN2)	6 p.m.
16	UT Martin (SECN+)	7 p.m.
20	LITTLE ROCK (SECN+)	7 p.m.
23	vs. Southern Miss (SECN+) ^	6 p.m.
30	North Florida (SECN+)	1 p.m.

JANUARY

2	ARKANSAS (SECN)	8 p.m.
6	at Ole Miss (SECN)	3:30 p.m.
10	at Florida (SECN)	6 p.m.
13	AUBURN (SECN)	2:30 p.m.
16	VANDERBILT (SECN)	6 p.m.
20	at Alabama (SECN)	7:30 p.m.
23	at Kentucky (ESPN)	8 p.m.
27	MISSOURI (SECN)	7:30p.m.
31	at South Carolina (SECN)	7:30 p.m.

FEBRUARY

3	GEORGIA (ESPNU)	5 p.m.
6	ALABAMA (SECN)	6 p.m.
10	at Missouri (ESPN2)	1 p.m.
14	at Vanderbilt (SECN)	6 p.m.

17	OLE MISS (SECN)	7:30 p.m.
20	at Texas A&M (SECN)	6 p.m.
24	SOUTH CAROLINA (SECN)	2:30 p.m.
27	TENNESSEE (SECN)	6 p.m.

MARCH

3	at LSU (SECN)	Noon
---	---------------	------

2018 SEC Tournament

8-12	SEC Tournament (SECN, ESPNU, ABC)	TBA
------	-----------------------------------	-----

^ - Jackson, Miss (Mississippi Coliseum)

! - St. Louis (Scottrade Arena)

2017-18 MISSISSIPPI STATE NUMERICAL ROSTER

No.	Name	Pos.	Ht.	Wt.	Yr.	Exp.	Hometown
0	Nick Weatherpspoon	G	6-2	195	Fr.	HS	Canton, MS (Velma Jackson HS)
1	Lamar Peters	G	6-0	185	So.	1L	New Orleans, LA (Landry-Walker HS)
2	Eli Wright	G	6-4	190	So.	1L	Owensboro, KY (22 Feet Academy)
3	Xavian Stapleton	G	6-6	210	Jr.	1L	Flora, MS (Louisiana Tech)
5	Mitchell Storm	F	6-7	202	So.	TR	Madison, MS (East Mississippi CC)
10	Tate Clayton	G	6-2	170	Fr.	HS	Tupelo, MS (Tupelo HS)
11	Quinnndary Weatherspoon	G	6-4	205	Jr.	2L	Canton, MS (Velma Jackson HS)
12	Drew Davis	G	5-10	165	Sr.	1L	Atlanta, GA (Ft. Walton Beach HS)
13	Nick Singleton	G	6-5	195	Jr.	1L	Decatur, GA (Kennesaw State)
15	T.J. Gray	G	6-0	170	So.	HS	Columbus, MS (Columbus HS)
22	KeyShawn Feazell	F	6-8	230	Fr.	HS	New Hebron, MS (Lawrence County HS)
23	Tyson Carter	G	6-4	165	So.	1L	Starkville, MS (Starkville HS)
24	Abdul Ado	F	6-11	250	Fr.	HS	Lagos, Nigeria (Hamilton Heights HS)
34	Schnider Herard	C	6-10	260	So.	1L	Port-au-Prince (Prestonwood Christian)
35	Aric Holman	F	6-10	225	Jr.	2L	Owensboro, KY (Owensboro HS)
45	E.J. Datcher	C	6-10	240	Fr.	1L	Harpersville, AL (Vincent HS)

Head Coach:	Ben Howland (Weber State, 1979; 3rd year)
Assistant Coaches:	George Brooks (Mississippi State, 1997; 8th year) Korey McCray (Mercer, 2001; 3rd year) Ernie Zeigler (Cleary College, 1994; 3rd year)
Director of Basketball Operations:	Michael Moynihan
Director of Basketball Performance:	Collin Crane
Graduate Assistant Coaches:	Alfred Aboya Bo Rodriguez

2016-17 A-Z Roster

No.	Name	Yr.
24	Ado, Abdul	Fr.
23	Carter, Tyson	So.
10	Clayton, Tate	Fr.
45	Datcher, EJ	So.
12	Davis, Drew	Sr.
22	Feazell, KeyShawn	Fr.
15	Gray, T.J.	So.
34	Herard, Schnider	So.
35	Holman, Aric	Jr.
1	Peters, Lamar	So.
13	Singleton, Nick	Jr.
3	Stapleton, Xavian	Jr.
5	Storm, Mitchell	So.
0	Weatherspoon, Nick	Fr.
11	Weatherspoon, Quinnndary	Jr.
2	Wright, Eli	So.

By State/Country

Alabama (1)		
45	Datcher, EJ	So.
Georgia (2)		
12	Davis, Drew	Sr.
13	Singleton, Nick	Jr.
Kentucky (2)		
35	Holman, Aric	Jr.
2	Wright, Eli	So.
Louisiana (1)		
1	Peters, Lamar	So.
Mississippi (8)		
23	Carter, Tyson	So.
10	Clayton, Tate	Fr.
22	Feazell, KeyShawn	Fr.
15	Gray, T.J.	So.
3	Stapleton, Xavian	Jr.
5	Storm, Mitchell	So.
0	Weatherspoon, Nick	Fr.
11	Weatherspoon, Quinnndary	Jr.
Haiti (1)		
34	Herard, Schnider	Fr.
Nigeria (1)		
24	Ado, Abdul	Fr.

PRONUNCIATION GUIDE

ABDUL ADO: AB-DOOL A-DO
 ARIC HOLEMAN: ERIC
 QUINNNDARY WEATHERSPOON: QUINN-DARE-EE
 XAVIAN STAPLETON: ZAY-VEE-AWN
 SCHNIDER HERARD: SCHNI-DER HER-ROD

GENERAL INFORMATION

Location: Starkville, MS
 Founded: February 28, 1878
 Enrollment: 21,622
 Conference: SEC
 Nickname: Bulldogs
 Colors: Maroon & White
 Arena: Humphrey Coliseum (10,500)
 President: Dr. Mark E. Keenum
 Athletics Director: John Cohen
 Web Site: www.hailstate.com
 Twitter: @HailStateMBK
 Hashtag: #HailState

BASKETBALL HISTORY

First Year of Basketball: 1908-09
 All-Time Record: 1,379-1,175/106 years
 All-Time SEC Record: 577-761
 Total Number of Head Coaches: 20
 Humphrey Coliseum Record: 430-178
 20-Win Seasons: 17
 NCAA Tournament Appearances: 10 (11-10)
 NCAA Tournament Final Fours: 1 (1996)
 NIT Appearances: 8 (7-8)
 NIT Final Fours: 1 (2007)
 SEC Championships: 6
 (2004, 1991, 1963, 1962, 1961, 1959)
 SEC Tournament Championships: 3
 (2009, 2002 and 1996)
 SEC Tournament Record: 30-53
 SEC Western Division Titles: 7
 (2010, 2008, 2007, 2004, 2003, 1996, 1995)

TEAM INFORMATION

2016-17 Overall Record 16-16
 2016-17 SEC Record 6-12, 12th
 National Ranking: n/a
 Starters Returning/Lost: 4/2
 Letterwinners Returning/Lost: 10/4
 Newcomers: 6
 Roster (Sr./Jr./So./Fr.): (1/4/7/4)

MEDIA INFORMATION

Credentials

■Media members may obtain both season credentials and game-by-game passes by contacting Gregg Ellis at 662-325-3595.

SEC Teleconference


■The SEC Teleconference is coordinated through the SEC media relations office. To participate, contact Craig Pinkerton of the SEC at 205-458-3038. Ben Howland is scheduled for 11:17 a.m. CT.



Media On Twitter

Will Sammon, Clarion Ledger
 @WillSammon
 David Brandt, Associated Press
 @davidbrandtAP
 Bob Carskadon, HailState Beat
 @bobcarskadon
 Joel Coleman, Starkville Daily News
 @JoelTColeman
 Robbie Faulk, 24/7 Sports
 @robbiefaulk247
 Paul Jones, 24/7 Sports
 @PJ247Sports
 Logan Lowery, Daily Journal
 @loganlowery
 David Murray, Dawgs' Bite
 @DawgsBiteMag
 Danny P. Smith, Starkville Daily News
 @sdndannyp
 Gene Swindoll, Gene's Page
 @GeneSwindoll
 Brett Hudson, Commercial Dispatch
 @Brett_Hudson
 Steve Robertson, Commercial Dispatch
 @ScoutSteveR

MISSISSIPPI STATE TV/RADIO ROSTER

**0 Nick Weatherspoon**FR | G | 6-2 | 195
Canton, MS**1 Lamar Peters**SO | G | 6-0 | 185
New Orleans**2 Eli Wright**SO | G | 6-4 | 190
Owensboro, KY**3 Xavian Stapleton**JR | G | 6-6 | 210
Flora, MS**5 Mitchell Storm**SO | F | 6-7 | 202
Madison, MS**10 Tate Clayton**FR | G | 6-2 | 170
Tupelo, MS**11 Quindary Weatherspoon**JR | G | 6-4 | 205
Canton, MS**12 Drew Davis**SR | G | 5-10 | 165
Atlanta, GA**13 Nick Singleton**JR | G | 6-5 | 195
Decatur, GA**15 T.J. Gray**SO | G | 6-0 | 170
Columbus, MS**22 KeyShawn Feazell**FR | F | 6-8 | 230
New Hebron, MS**23 Tyson Carter**SO | G | 6-4 | 165
Starkville, MS**24 Abdul Ado**FR | F | 6-11 | 250
Lagos, Nigeria**34 Schnider Herard**SO | C | 6-10 | 260
Port-Au-Prince, Haiti**35 Eric Holman**JR | F | 6-10 | 225
Owensboro, KY**45 E.J. Datcher**SO | C | 6-10 | 240
Harpersville, AL**Ben Howland**Head Coach
3rd Year**George Brooks**Assistant Coach
8th Year**Korey McCray**Assistant Coach
3rd Year**Ernie Zeigler**Assistant Coach
3rd Year

87.5	58.0	50.8	31.8	75.0	42.0	+0.5	17.5	15.5	+5.0	1.1	8.0	8.5
Points	Opp Points	FG%	3FG%	FT%	RB	RBM	ASST	TO	TM	AST-TO Ratio	STL	BL
81.5	56.0	38.7	29.5	84.4	56.5	+19.5	12.5	15.5	-4.0	0.8	3.5	4.5

Leaders	Scoring	Rebounds	Assists	Steals	Blocks
MSU	Weatherspoon, 14.5	Holman, 8.5	Peters, 6.0	Peters, 2.5	Herard, 3.0
OPP	Small, 13.0	Small, 11.0	Small, 4.0	Hankerson/Cist, 1.0	Patterson, 1.5

- ✓ Beat Lakeland, 98-27.
- ✓ Kameron Hankerson had a game-high 17 points, while JP Pikes added 14.
- ✓ GB had 15 assists and 13 turnovers, while forcing 8 turnovers.
- ✓ The Phoenix won the battle of the boards, 71-32.
- ✓ Khail Small had 12 boards, while Manny Patterson had 10..
- ✓ GB was 31-58 shooting, 6-17 beyond the arc. Lakeland was 10-82, 3-48.

- ✓ Beat Florida A&M, 79-48.
- ✓ Four players scored 12 points.
- ✓ MSU forced 24 turnovers and had 17.
- ✓ FAMU won the battle of the boards, 42-38.
- ✓ Abdul Ado had 8 rebounds.
- ✓ MSU had 19 assists, 9 steals and 13 blocked shots (Schnider Herard had 6).
- ✓ MSU was 33-62 shooting, 7-24 beyond the arc. FAMU was 18-64, 5-19.

Player	G-GS	Mins	FGM-FGA	Pct	3GM-3GA	Pct	FTM-FTA	Pct	Rebs	Ast	TO	BS	Stl	Pts

Recent Scores

	SEC		Overall	
Florida	3-0	1.000	0-0	.000
Alabama	3-0	1.000	0-0	.000
Arkansas	3-0	1.000	0-0	.000
Ole Miss	3-0	1.000	0-0	.000
Georgia	3-0	1.000	0-0	.000
Mississippi State	2-0	1.000	0-0	.000
LSU	2-0	1.000	0-0	.000
Tennessee	2-0	1.000	0-0	.000
Texas A&M	2-0	1.000	0-0	.000
South Carolina	4-1	.800	0-0	.000
Kentucky	3-1	.750	0-0	.000
Auburn	3-1	.750	0-0	.000
Missouri	2-1	.667	0-0	.000
Vanderbilt	2-2	.500	0-0	.000

November 20 (Monday)
Texas A&M vs. Oklahoma State, 6 p.m.
Troy at Kentucky, 7 p.m.
Emporia St. at Missouri, 7 p.m.
Green Bay at Mississippi State, 7 p.m.
LSU vs. Michigan, 10 p.m.
Ole Miss vs. Utah, 11:30 p.m.

South Carolina 80, UTEP 56
Temple 88, Auburn 74
Alabama 104, Alabama A&M 67
Kentucky 78, ETSU 61
Ole Miss 77, Georgia St. 72
Arkansas 83, Fresno St. 75
Texas A&M 84, UC Santa Barbara 65
Vanderbilt 79, UNC Asheville 76

Mississippi St. 79, Florida A&M 48

Florida 70, New Hampshire 63
Georgia 68, A&M-Corpus Christi 65
Southern California 93, Vanderbilt 89
Auburn 89, Hofstra 78
South Carolina 79, Western Michigan 66

As of November 20, 2017

Humphrey Coliseum History**First Game:**..... Dec. 1, 1975; MSU 85, Indiana St. 82**Overall Record:**..... 430-178 (.707)**Non-Conference Record:**..... 214-37 (.853)**SEC Record:**..... 216-141 (.605)**Humphrey Coliseum Yearly Records**

Year	Attn.	Avg.	Record (SEC)
1975-76	70,081	5,006	10-4 (5-4)
1976-77	76,232	5,082	11-4 (5-4)
1977-78	72,025	5,540	11-2 (8-1)
1978-79	99,906	7,136	11-3 (7-2)
1979-80	67,209	6,721	6-4 (5-4)
1980-81	48,214	4,018	6-6 (3-6)
1981-82	56,414	4,030	7-7 (3-6)
1982-83	68,416	5,263	11-2 (7-2)
1983-84	61,508	4,393	6-8 (3-6)
1984-85	89,370	6,384	11-3 (7-2)
1985-86	43,927	3,379	4-9 (3-6)
1986-87	40,715	2,908	7-7 (3-6)
1987-88	54,074	4,160	9-4 (5-4)
1988-89	74,344	5,719	9-4 (5-4)
1989-90	74,623	5,740	9-4 (5-4)
1990-91	102,072	7,852	12-1 (8-1)
1991-92	72,142	5,549	8-5 (4-4)
1992-93	61,172	4,706	10-3 (5-3)
1993-94	88,687	6,335	10-4 (5-3)
1994-95	80,681	6,723	11-1 (7-1)
1995-96	97,996	7,538	10-3 (6-2)
1996-97	74,275	5,305	10-4 (5-3)
1997-98	77,954	5,996	7-6 (2-6)
1998-99	70,257	5,018	12-2 (6-2)
1999-00	61,764	4,412	10-4 (4-4)
2000-01	77,654	4,568	13-4 (6-2)
2001-02	79,642	5,689	13-1 (7-1)
2002-03	98,312	7,022	12-2 (7-1)
2003-04	111,940	7,996	12-2 (6-2)
2004-05	103,031	7,925	11-2 (6-2)
2005-06	90,875	5,680	11-5 (5-3)
2006-07	123,736	6,512	16-3 (6-2)
2007-08	106,672	7,111	12-3 (7-1)
2008-09	157,111	8,728	13-5 (5-3)
2009-10	116,919	6,878	13-4 (6-2)
2010-11	97,069	5,710	12-5 (5-3)
2011-12	152,363	8,019	15-4 (6-2)
2012-13	94,092	6,721	7-7 (3-6)
2013-14	123,743	6,875	11-7 (3-6)
2014-15	106,946	6,291	9-8 (3-6)
2015-16	99,338	6,623	10-5 (5-4)
2016-17	124,347	7,314	10-7 (4-5)
2017-18	12,943	6,472	2-0

vs. SEC Opponents

Opponent	GP	W	L	PCT.	Str.
Alabama	41	22	19	.537	L4
Arkansas	24	18	6	.750	W1
Auburn	40	28	12	.700	W6
Florida	29	14	15	.483	L3
Georgia	30	18	12	.600	L4
Kentucky	30	9	21	.300	L5
LSU	40	25	15	.615	W2
Missouri	4	3	1	.750	W2
Ole Miss	42	33	9	.786	L1
S. Carolina	14	10	4	.714	L1
Tennessee	31	15	16	.484	L3
Texas A&M	4	2	2	.500	W1
Vanderbilt	29	20	9	.690	W2

MSU KNOWS HOW TO WIN GAMES AT 'THE HUMP'

Over the course of the last decade, Mississippi State's Humphrey Coliseum has become a difficult venue for opposing teams. This year, Mississippi State is 1-0.

The Bulldogs have compiled a 43-season composite record of 430-178 (.707) at "The Hump" since Mississippi State's basketball facility opened prior to the 1975-76 campaign.

TRACKING MSU'S HOME SUCCESS UNDER BEN HOWLAND

Season	Overall		SEC		Non-SEC	
	Record	Win %	Record	Win %	Record	Win %
2015-16	10-5	.667	5-4	.556	5-1	.833
2016-17	10-7	.563	4-5	.444	6-2	.750
2017-18	2-0	1.000			2-0	1.000
Totals	22-12	.647	9-0	.500	13-3	.813

A LOOK AT THE HISTORY OF HUMPHREY COLISEUM**LARGEST CROWDS
AT THE HUMP**

Crowd	Opponent	Date
10,788	Kentucky	2-16-10
10,735	Ole Miss	2-7-04
10,645	Ole Miss	2-23-02
10,541	Florida	1-7-03
10,458	Auburn	3-2-04
10,437	Alabama	2-21-04
10,432	Alabama	3-5-05
10,432	Kentucky	1-13-04
10,429	Ole Miss	2-15-03
10,421	Ole Miss	1-26-08
10,412	Ole Miss	1-13-09
10,364	Ole Miss	2-9-12
10,338	Florida	1-24-07
10,315	Kentucky	1-9-96

**INDIVIDUAL MSU
RECORDS AT THE HUMP****Most Points Scored**

40, Rickey Brown (Auburn, 3-7-77)

Most Rebounds

24, Wiley Peck (Alabama, 1-27-79)

Most Assists

15, Al Perry (Vanderbilt, 1-29-77)

**TEAM MSU
RECORDS AT THE HUMP****Most Points Scored**

123, Troy State (12-5-95)

Most Rebounds

75, Mississippi Valley St. (11-21-00)

Most Consecutive Wins

14, 1-22-03 to 1-10-04



CHARTING Q.

Jr | G | 6-4
Canton, MS

MSU Career Scoring Chart

1. Jeff Malone	2,142
2. Bailey Howell	2,030
10. Jerry Jenkins	1,503
20. Timmy Bowers	1,300
31. Tyrone Washington	1,119
32. W.D. "Red" Stroud	1,116
33. Larry Fry	1,079
34. Fred Thomas	1,050
35. Lawrence Roberts	1,048
36. Greg Lockhart	1,042
Q. Weatherspoon	878

SEC Season Rank

Scoring 18



CHARTING Aric Holman

Jr | F | 6-10
Owensboro

MSU Career Blocks Chart

1. Jarvis Varnado	564
2. Erick Dampier	249
3. Tyrone Washington	198
4. Kalpatrick Wells	183
5. Rickey Brown	163
6. Charles Rhodes	143
7. Wiley Peck	117
8. Gavin Ware	100
9. Derrick Zimmerman	89
10. Marcus Campbell	87
Aric Holman	80

SEC Season Rank

Blocks

Q WITH THE SEC AWARDS

■ Junior guard **Quindary Weatherspoon** has been recognized by the SEC in each of his three years with the Bulldogs.

In 2016, he was named to the SEC All-Freshman Team. In 2017, he was named preseason All-SEC and finished the year on the second-team All-SEC team.

This year, he's been tabbed first-team All-SEC by the coaches and second team by the media.

SEEING DOUBLE

■ Last year, **Aric Holman** and **Schnider Herard** recorded four of MSU's five double-doubles, with **Xavian Stapleton** accounting for the fifth.

In the season opener against Alabama State, Holman wasted little time adding to his total.

The junior forward tied his career highs in points (18) and rebounds (11) to give him three for his career.

He was one of eight SEC players to have a double-double the first weekend of play.

BROTHERLY LOVE

■ Mississippi State is one of 29 schools nationally with brothers on the same team.

They've also started both games.

The last time MSU had two brothers start in the same game was Reginald and Reggie Delk against West Virginia in the NIT Final Four in Madison Square Garden on March 27, 2007.

YOUTHFULL GROUP

■ The Bulldogs are one of five teams with out any scholarship seniors, along with Kentucky, Holy Cross, Chattanooga and Robert Morris.

MSU's experience is ranked No. 328 out of 351 schools.

A CLOSER LOOK AT MSU

MSU SIGNS 3 ... SO FAR

■ Mississippi State took advantage of the early signing period last week and signed 5-star forward Reggie Perry and 4-star forwards DJ Stewart and Robert Woodard.

Perry, a 6-foot-8, 240-pound Thomasville, Ga., native, is the son of former MSU great Al Perry (1975-78), who ranks third all-time at MSU with 510 steals.

He's rated as the No. 1 prospect out of the state of Georgia and listed as the No. 4 small forward nationally.

ESPN has him as the 16th best player regardless of position.

Woodard, the top-ranked player in Mississippi and a Dandy Dozen selection, is ranked 56th overall nationally and is the son of Robert Woodard, Sr., who played at MSU from 1987-90.

He led Columbus to the Class 6A crown in 2016 and was last year's Gatorade Player of the year.

The 6-6, 187-pound Stewart is listed as the 33rd best small forward.

As a junior at Riverside last year, he averaged 18.9 points, 9.7 rebounds and 3.1 assists.

Nationally, Scout has him as the 103rd best player overall, while Rivals has him at 103.

HOWLAND AIMS FOR FEAT

■ **Ben Howland** enters his third season at MSU looking to achieve a feat only 12 coaches have ever done, and that's lead four different teams to the NCAA Tournament.

Howland has already guided Northern Arizona, Pittsburgh and UCLA to the Big Dance.

The first 12 coaches to do so are Lon Kruger, Steve Alford, John Beilein, Lefty Driesell, Cliff Ellis, Larry Eustachy, Jim Harrick, Fran McCaffery, Tom Penders, Tubby Smith, Rick Pitino and Eddie Sutton.

WHEN Q HITS 20

■ When junior guard **Quindary Weatherspoon** scores 20 or more points, Mississippi State benefits.

Ten times in his career he has reached that mark. The Bulldogs are 8-2 in those games.

Opponent	PointsResult
(2016)	
Tennessee	23L, 80-75
Vanderbilt	24W, 75-74
(2017)	
Norfolk State	22W, 78-74
Boise State	25W, 80-68
Oregon State	21W, 74-57
Morehead State	27W, 85-76
UMKC	25W, 77-54
Arkansas	25W, 84-78
Missouri	29W, 89-74
Auburn	25L, 98-82

HOW THE DAWGS SCORE

■ The chart below is how Mississippi State is scoring this season compared to all 351 Division I teams.

Category	% (Ranking)
3-Pointers	24.0 (277)
2-Pointers	57.1 (48)
Free Throws	18.9 (204)

COACHING STABILITY

■ Third-year coach **Ben Howland** has been able to maintain stability within his coaching staff.

For the third year since his arrival, he's had the same assistants in **George Brooks**, **Korey McCray** and **Ernie Zeigler**.

Also back for his third year is **Michael Moynihan**, who is in his second season as director of operations after spending his first year at Mississippi State as the team's video coordinator.

Jalen Courtney is in his third season, his second as video coordinator. His first year, he served as a graduate assistant.

2017-18 BULLDOG STREAKS

Team W/L Streaks

Overall Wins/Losses	W2
Home Wins/Losses	W2
Road Wins/Losses	
Neutral Wins	

Consecutive Double-Figure Scoring Games

Quindary Weatherspoon	2
Tyson Carter	2
Nick Weatherspoon	2
Abdul Ado	1
Lamar Peters	1

Consecutive Games with A Made 3-pointer

Nick Weatherspoon	2
Nick Singleton	2
Tyson Carter	2
Aric Holman	2

Quindary Weatherspoon	1
T.J. Gray	1

Consecutive Games Played (All Seasons)

Aric Holman	55
Tyson Carter	34
Schnider Herard	34
Lamar Peters	28
E.J. Datcher	21
Quindary Weatherspoon	5
Nick Weatherspoon	2
Mitchell Storm	2
Tate Clayton	2
T.J. Gray	2
Drew Davis	2
Nick Singleton	2
Abdul Ado	1
KeyShawn Feazell	1

Consecutive Games Started (All SEasons)

Quindary Weatherspoon	5
Nick Weatherspoon	2
Lamar Peters	2
Aric Holman	1
Abdul Ado	1

Total 30 Minute Games (All Seasons)

Quindary Weatherspoon	33
Lamar Peters	7
Tyson Carter	6
Aric Holman	3
Schnider Herard	2
Eli Wright	1
Nick Weatherspoon	1

2017-18 MISSISSIPPI STATE NOTES

PRESEASON POLLS

■ In the preseason polls voted on by the media, junior guard **Quinnndary Weatherspoon** was tabbed both first-team (coaches) and second-team (media) All-SEC.

As a team, the Bulldogs were picked to finish 12th under third-year coach **Ben Howland**.

Preseason Poll

1. Kentucky	8. Georgia
2. Florida	9. Auburn
3. Texas A&M	10. Ole Miss
4. Alabama	11. South Carolina
5. Missouri	12. Mississippi St.
6. Arkansas	13. Tennessee
7. Vanderbilt	14. LSU

600 & COUNTING

■ On Jan. 17, 2017, against Kentucky, MSU played its 600th in Humphrey Coliseum history, which dates to Dec. 1, 1975.

The Bulldogs are now 430-178 in the building following the Alabama State win.

MSU VERSUS RANKED FOES

■ Following the loss to No. 13 Florida on Feb. 18, MSU has now lost 17-straight games to ranked opponents and 19 out of the last 22.

The last seven setbacks have been by an average margin of just 4.9 points.

Below is a closer look . . .

Date	Team	Score	Rank
02-18-17	Florida	L, 57-52 (5)	13
02-11-17	South Carolina	L, 77-73 (4)	16
01-17-17	Kentucky	L, 87-81 (6)	5
02-24-16	Texas A&M	L, 68-66 (2)	21
01-26-16	So. Carolina	L, 84-74 (10)	22
01-12-16	Kentucky	L, 80-74 (6)	13
01-06-16	Texas A&M	L, 61-60 (1)	21
02-25-15	Kentucky	L, 74-56 (18)	1
02-21-15	Arkansas	L, 65-61 (4)	17
01-20-14	Florida	L, 62-51 (11)	3
01-08-14	Kentucky	L, 85-63 (22)	14
02-09-13	Florida	L, 83-55 (28)	2
02-06-13	Ole Miss	L, 93-75 (18)	23
01-26-13	Florida	L, 82-47 (35)	7
11-19-12	No. Carolina	L, 95-49 (46)	11
02-21-12	Kentucky	L, 73-64 (9)	1
02-28-12	Florida	L, 69-57 (12)	13
11-18-11	Arizona	W, 67-57 (10)	15
11-17-11	Texas A&M	W, 69-60 (9)	18
02-29-11	Florida	W, 71-64 (7)	24
02-27-11	Vanderbilt	L, 81-74 (7)	19
03-14-10	Kentucky	L, 75-74 (1) [ot]	2

BREAKDOWN OF GAMES IN JACKSON

■ Mississippi State is now 18-6 all-time at Mississippi Coliseum and returns there on Dec. 23 to play Southern Miss.

The Bulldogs and Golden Eagles have now met four times at Mississippi Coliseum, with the series tied at 2-apiece.

Here's the entire breakdown . . .

DATE	OPPONENT	W/L	SCORE
12-15-62	Memphis State	W	77-66
01-28-63	Southern Miss	W	62-52
12-14-63	Memphis State	L	73-65
12-16-63	Southern Miss	L	65-60
12-29-64	Mississippi College	L	72-57
12-30-64	Delta State	W	82-63
01-28-65	Arkansas	L	84-69

12-18-78	Iowa State	W	80-70
12-15-80	Southern Miss	L	68-53
11-30-85	Jackson State	W	77-62
12-16-87	McNeese State	W	76-66
11-17-98	Arkansas-Pine Bluff	W	105-53
12-18-02	Georgia State	W	78-54
12-22-04	Jacksonville State	W	95-53
12-15-05	Jacksonville State	W	104-80
12-21-06	New Orleans	W	89-63
01-05-08	Lafayette	W	77-53
12-22-08	Nicholls State	W	77-68
12-22-09	Centenary	W	88-51
12-22-11	Northwestern State	W	82-67
12-22-13	Central Arkansas	W	79-72
12-20-14	USC Upstate	L	53-51
12-23-15	Northern Colorado	W	93-69
12-19-16	Southern Miss	W	86-44

2017-18 MISSISSIPPI STATE MISCELLANEOUS STATS/SEC STANDINGS

CHARTING THE BULLDOGS

Dunks		Final Three Minutes From FT Line	
Abdul Ado	4	Drew Davis	1-3 (.333)
Quinnndary Weatherspoon	4		
Aric Holman	2	TOTAL	1-2 (.333)
Nick Weatherspoon	2	Opponent Total	1-5 (.200)
Eli Wright	1		
Tyson Carter	1		
E.J. Datcher	1		
Charges Drawn			
Nick Weatherspoon	1		
Tyson Carter	1		
Point Distribution (%)			
Seniors	1 (0.6)		
Juniors	69 (39.4)		
Sophomores	68 (38.9)		
Freshmen	37 (21.1)		
TOTAL:	175		
First Sub			
Schnider Herard	1		
E.J. Datcher	1		
Tyson Carter	1		
Scored First Points			
Nick Weatherspoon	1		
Aric Holman	1		
How First Points Were Scored			
3-pointer	2		
Jumper			
Layup			
Free Throw			
Dunk			

DIFFERENCE BETWEEN WINNING AND LOSING

Wins	Stat	Losses
87.5	Points	
58.0	Opp. Points	
+29.5	Scoring Margin	
.508	FG%	
.328	Opp. FG%	
.318	3FG%	
.267	Opp. 3FG%	
.750	FT%	
.529	Opp. FT%	
42.0	Rebounds	
41.5	Opp. Rebounds	
+0.5	Rebound Margin	
17.5	Assists	
15.5	Turnovers	
+5.0	Turnover Margin	
8.0	Steals	
8.5	Blocks	

BULLDOGS IN SEC

CATEGORY	RANK
Scoring offense	5
Scoring defense	2
FG%	6
FG% defense	2
3PT FG%	13
3PT FG% defense	2
FT%	5
Rebounds	5
Rebounds allowed	14
Rebound margin	14
Assists	7
Blocked shots	1
Steals	T3
Turnover margin	T4
Assist/Turnover ratio	8

SEASON AND CAREER TOTALS

	2017-18	Career		2017-18	Career		2017-18	Career
Double-Digit Scoring			Double-Doubles			5+ Made Free Throws		
Q. Weatherspoon	2 (2-0)	47 (26-21)	Aric Holman	1 (1-0)	3 (3-0)	Quinnndary Weatherspoon		11 (8-3)
Tyson Carter	2 (2-0)	13 (8-5)	Quinnndary Weatherspoon		2 (2-0)	Aric Holman		2 (2-0)
Aric Holman	1 (1-0)	13 (10-3)	Schnider Herard		2 (1-1)	Lamar Peters		5 (2-3)
Lamar Peters	1 (1-0)	18 (10-8)	Xavian Stapleton		1 (1-0)	Schnider Herard		2 (2-0)
Schnider Herard		4 (2-2)				Xavian Stapleton		1 (1-0)
Eli Wright	1 (1-0)	3 (3-0)	3+ 3-Pointers			E.J. Datcher	1 (1-0)	1 (1-0)
Xavian Stapleton		7 (4-3)	Tyson Carter		7 (5-2)	<i>Note: Record in games in ()</i>		
Nick Weatherspoon	2 (2-0)	2 (2-0)	Quinnndary Weatherspoon		13 (8-5)			
Abdul Ado	1 (1-0)	1 (1-0)	Lamar Peters		9 (5-4)			
E.J. Datcher	1 (1-0)	1 (1-0)	Xavian Stapleton		2 (1-1)			
20+ Points			10+ 3-Point Attempt Games					
Quinnndary Weatherspoon		10 (8-2)	Lamar Peters		2 (2-0)			
Lamar Peters		4 (3-1)	Tyson Carter		2 (1-1)			
Tyson Carter		1 (0-1)	3+ Steal Games					
30+ Points			Quinnndary Weatherspoon		8 (5-3)			
10+ Rebounds			Lamar Peters		4 (2-2)			
Aric Holman	1 (1-0)	4 (4-0)	Xavian Stapleton		1 (1-0)			
Quinnndary Weatherspoon		2 (2-0)	5+ Block Games					
Schnider Herard		3 (2-1)	Aric Holman		2 (2-0)			
Xavian Stapleton		1 (1-0)	Schnider Herard	1 (1-0)	1 (1-0)			



Ben Howland

22nd Season Overall | 3rd Season At Mississippi State
433-239 (32-33 at MSU)

- On March 23, 2015, Ben Howland was named the 20th head coach in Mississippi State history.
- In four different stints as a head coach, Howland has a 429-236 record – Northern Arizona (79-59), Pittsburgh (89-40), UCLA (233-107) and Mississippi State (32-33).
- Led UCLA to three-consecutive Final Fours.
- In 2006, the Bruins played Florida for the national championship.
- In 2008, Howland became one of three coaches in NCAA Division I history to win at least 30 games in three-straight seasons, joining Adolph Rupp (Kentucky 1947-49) and John Calipari (Memphis, 2006-08).
- During his 10-year tenure at UCLA, the Bruins went to the NCAA Tournament seven times and won four Pac-10 regular-season crowns, while having 18 players drafted by NBA teams.
- His 97 victories from 2006-08 stand as the most by any UCLA head coach in a three-year span.
- Has been a Conference Coach of the Year in the Pac-10, Big East and Big Sky.
- His final two years at Pitt, the Panthers went 57-11 and reached the Sweet 16 both years.
- In 2003, Pittsburgh won the Big East Tournament crown and held the nation's No. 2 ranking for eight weeks in the Associated Press poll before ending the year at No. 4.
- In 2002, Howland guided the Panthers to a school-record 29 wins en route to becoming the school's first coach in 26 years to garner National Coach of the Year honors.
- Howland's first coaching gig was at Northern Arizona, where his last three teams posted 20-plus win seasons, including a school-record 21 victories in 1997 en route to capturing the Big Sky regular-season title and played in the NIT.
- In 1998, Howland guided NAU to its first NCAA Tournament after capturing the Big Sky Tournament championship and second-straight regular-season crown.
- Howland spent one year as a graduate assistant at Gonzaga (1981) before becoming an assistant at California-Santa Barbara from 1982-94.
- Played two years at Santa Barbara College before transferring to Weber State, where he earned his degree in physical education in 1979.
- Howland and his wife, Kim, a former Weber State cheerleader, have two children – Meredith and Adam (Brittney) – and two grandsons, Benjamin Clark Howland II and Elijah Howland.



Howland's Year-By-Year Record

Northern Arizona (1994-99)

Year	Overall	Big Sky Record	Postseason
1995	9-17	4-10 (7th)	
1996	7-19	3-11 (7th)	
1997	21-7	13-1 (1st)	NIT First Round
1998	21-8	12-2 (1st)	NCAA First Round
1999	21-8	12-4 (2nd)	
Totals	79-59 (.572)	44-28 (.611)	

Pittsburgh (2000-03)

Year	Overall	Big East Record	Postseason
2000	13-15	5-11 (11th)	
2001	19-14	7-9 (5th West)	NIT Second Round
2002	29-6	13-3 (1st West)	NCAA Sweet 16
2003	28-5	13-3 (T1st West)	NCAA Sweet 16
Totals	89-40 (.690)	38-26 (.594)	

UCLA (2004-13)

Year	Overall	Pac-10/12 Record	Postseason
2004	11-17	7-11 (11th)	
2005	18-11	11-7 (T3rd)	NCAA First Round
2006	32-7	14-4 (1st)	NCAA Runner-up
2007	30-6	15-3 (1st)	NCAA Final Four
2008	35-4	16-2 (1st)	NCAA Final Four
2009	26-9	13-5 (2nd)	NCAA Second Round
2010	14-18	8-10 (T5th)	
2011	23-11	13-5 (2nd)	NCAA Second Round
2012	19-14	11-7 (T5th)	
2013	25-10	13-5 (1st)	NCAA First Round
Totals	233-107 (.685)	121-59 (.672)	

Mississippi State (2016-Present)

Year	Overall	SEC Record	Postseason
2016	14-17	7-11	
2017	16-16	6-12	
2018	2-0		
Totals	32-33 (.492)	13-23 (.361)	
OVERALL 433-239 (.644)			

1ST MSU WIN
EASTERN WASHINGTON
FEB. 13, 2015

5TH MSU WIN
TULANE
DEC. 19, 2015

1ST SEC WIN
OLE MISS
JAN. 23, 2016

10TH MSU WIN
ARKANSAS
FEB. 9, 2016

15TH WIN
NORFOLK STATE
NOV. 11, 2016

20TH MSU WIN
GEORGIA STATE
DEC. 4, 2016

25TH MSU WIN
ARKANSAS
JAN. 10, 2017

30TH MSU WIN
LSU
MARCH 8, 2017

42
BIGGEST WIN
SOUTHERN MISS.
DEC. 19, 2016

19
BIGGEST COMEBACK
TENNESSEE
FEB. 4, 2017

UNDER BEN HOWLAND . . .

CATEGORY	2018	AT MSU
Leads at Halftime	2-0	23-3
Trails at Halftime		6-29
Is Tied at Halftime		3-1
Shoots 45% or better from the field	2-0	27-8
Shoots less than 45% from the field		5-25
Opp. shoots less than 45% from the field	2-0	23-13
Opp. shoots 45% or better from the field		9-20
Outrebounds (or ties) the opponent	1-0	19-10
Outrebounded by the opponent	1-0	13-23
More Assists (or ties) than the opponent	2-0	30-15
Fewer Assists than the opponent		2-18
Fewer (or ties) TOs than opponent	2-0	25-11
More TOs than opponent		7-22
Holds opponents to 65 points or less	1-0	17-3
In games decided by 10 points or less		13-23
All Games	2-0	32-33
Home Games	2-0	22-12
Road Games		4-16
Neutral-sites		6-5
Non-SEC Games	2-0	18-8
Non-SEC Home Games	2-0	13-3
Non-SEC Road Games		0-2
Non-SEC Neutral-site Games		5-3
SEC Games		13-23
SEC Home Games		9-9
SEC Road Games		4-14
SEC Tournament		1-2
November Games	2-0	9-5
December Games		9-3
January Games		6-11
February Games		5-11
March Games		3-3
Monday Games		2-1
Tuesday Games		3-11
Wednesday Games		4-5
Thursday Games		4-4
Friday Games	1-0	4-2
Saturday Games	1-0	11-10
Sunday Games		3-0
Overtime Games		0-2
Television Games	2-0	21-32

Alabama	2-4	Kent State	0-1	Sacramento State	7-2
Alabama State	1-0	Kentucky	1-3	Sam Houston State	2-1
Albany	1-0	Lehigh	0-1	San Diego	0-3
Appalachian State	1-0	Long Beach State	3-1	San Diego State	0-1
Arizona	14-11	Louisiana Tech	1-0	San Jose State	1-0
Arizona State	17-8	Loyola Marymount	3-2	Savannah State	1-0
Arkansas	2-2	LSU	4-1	Seton Hall	5-2
Arkansas-Pine Bluff	1-0	Marist	1-0	Sonoma State	1-0
Auburn	1-1	Marquette	0-1	South Carolina	1-3
Belmont	1-0	Maryland	1-0	South Florida	0-1
Boise State	1-4	McNeese State	1-0	Southeast Louisiana	1-0
Boston College	4-2	Memphis	1-2	Southern University	0-1
Butler	0-1	Mercer	1-0	Southern Cal	14-9
BYU	2-0	Miami	3-4	Southern Illinois	1-0
Cal Poly	2-2	Miami (OH)	1-0	Southern Miss	1-0
Cal State Bakersfield	1-0	Michigan	4-3	Southern Utah	3-1
Cal State Fullerton	1-1	Michigan State	3-1	Southwest Texas	0-1
Cal State Northridge	9-2	Middle Tenn. State	0-1	St. Bonaventure	2-0
CSU San Bernardino	1-0	Minnesota	0-1	St. Francis (N.Y.)	2-0
California	17-10	Mississippi State	0-2	St. Francis (Pa.)	4-0
Central Conn. State	1-0	Missouri-Kansas City	1-1	St. Johns	2-3
Central Florida	0-1	MVSU	1-0	St. Martin's	1-0
Chaminade (Hawaii)	3-0	Missouri	3-0	Stanford	14-7
Chicago State	1-0	Missouri State	1-0	Stephen F. Austin	1-1
Cincinnati	0-1	Montana	6-5	Syracuse	4-5
Co. of Notre Dame	1-0	Montana State	9-3	Temple	1-0
Colorado	2-0	Montana Tech	1-0	Tennessee	1-3
Colorado College	2-0	Morehead State	1-0	Tennessee Martin	1-0
Colorado State	1-0	Morgan State	1-0	Texas	1-3
Concordia (Calif.)	0-1	Morris Brown	1-0	Texas A&M	3-2
Connecticut	2-3	N. Mexico Highlands	1-0	Texas Arlington	1-1
Coppin State	1-0	Nebraska	1-1	Texas El Paso	1-0
Davidson	1-0	Nevada	1-0	Texas Tech	0-2
Delaware State	2-0	New Mexico State	2-0	Texas Pan American	2-0
DePaul	1-0	New Orleans	2-0	Texas Southern	1-0
Drexel	1-0	Norfolk State	3-0	Tulane	1-0
Duquesne	3-1	North Carolina AT&T	1-0	UC Davis	3-0
East Carolina	0-1	North Carolina Central	1-0	UC Irvine	5-1
East Tennessee State	0-1	Northern Arizona	1-0	UC Riverside	2-0
Eastern Illinois	1-0	Northern Colorado	1-0	UC Santa Barbara	0-1
Eastern Washington	11-1	Northwestern State	1-0	UCLA	0-1
Elon	1-0	Notre Dame	5-8	UNLV	0-1
Florida	0-5	Oakland	2-0	Utah	2-1
Florida A&M	1-0	Occidental College	1-0	Vanderbilt	1-1
Florida International	2-1	Ohio State	2-0	Vermont	1-0
Florida State	0-1	Ole Miss	1-3	Villanova	3-3
Fresno State	1-0	Oral Roberts	0-2	VCU	1-3
George Mason	1-0	Oregon	12-8	Virginia Tech	2-0
George Washington	1-0	Oregon State	17-4	Wagner	2-0
Georgetown	5-4	Pacific	1-0	Washington	10-11
Georgia	1-4	Penn State	2-1	Washington State	18-3
Georgia State	1-0	Pennsylvania	1-0	Weber State	3-9
Georgia Tech	1-0	Pepperdine	4-0	West Virginia	5-4
Gonzaga	1-0	Pittsburgh	1-0	Western Illinois	2-0
Idaho	1-3	Portland	0-1	Western Kentucky	1-0
Idaho State	8-3	Portland State	5-3	Western Oregon	1-0
Illinois State	1-0	Prairie View A&M	2-0	Wright State	1-0
Indiana	2-0	Providence	3-1	Wyoming	1-0
Indiana State	1-0	Rhode Island	2-0	Xavier	1-0
IUPUI	1-0	Richmond	1-0	Yale	1-0
James Madison	1-0	Robert Morris	4-0	Youngstown State	1-0
Kansas	1-3	Rutgers	6-1		
				TOTAL:	433-239

On The Bench . . .



George Brooks
8th Year

- Played for the Bulldogs from 1992-94.
- Helped develop forwards Arnett Moultrie, a first-round draft choice in the 2012 NBA draft and Gavin Ware, along with Jamarion Moon and Ronald Murray who went on to enjoy NBA careers.
- Named the second-best recruiter in the SEC by Sporting News this past summer.



Korey McCray
3rd Year

- Spent two seasons under Howland at UCLA.
- Worked with and created tailor-made off-season training programs for NBA talents such as Dwight Howard, John Wall, Javaris Crittenton, Anthony Morrow, Jarrett Jack, Jarvis Hayes, Von Wafer, Mario West and Damien Wilkins.
- In 2012, he was instrumental in UCLA landing the No. 1-ranked recruiting class.



Ernie Ziegler
3rd Year

- Spent six seasons at Central Michigan (2007-12) as head coach, leading the Chippewas to two Mid-American Conference West Division titles and a pair of Michigan MAC Trophies.
- He spent five seasons as an assistant under the tutelage of Howland at both Pittsburgh (2002-03) and UCLA (2004-06).
- From 1992 to 1997, Zeigler was the head AAU coach for Team Detroit.

MISSISSIPPI STATE BY THE NUMBERS

GAME-BY-GAME SPECIALTY STATS <small>(MSU First)</small>						GAME-BY-GAME LEAD/DEFICIT			
<u>Opponent</u>	<u>Paint</u>	<u>Off TO</u>	<u>2nd Chance</u>	<u>Fast Break</u>	<u>Bench</u>	<u>Opponent</u>	<u>Largest Lead</u>	<u>Largest Deficit</u>	<u>Final Score</u>
Alabama State	46/32	17/4	11/16	14/0	50/34	Alabama State	35 (76-41, 2nd)	1 (0-1, 1st)	W, 96-68
Florida A&M	42/22	25/9	4/5	14/9	26/12	Florida A&M	36 (79-43, 2nd)	Never Trailed	W, 79-48
Green Bay						Green Bay			
Stephen F. Austin						Stephen F. Austin			

Mississippi State Scoring By The Half

Team	1st Half	2nd Half	OT
Alabama State	58	31	
Florida A&M	28	51	

Lowest First Half: 28, Florida A&M
Highest First Half: 58, Alabama State
Lowest 2nd Half: 31, Alabama State
Highest 2nd Half: 51, Florida A&m

Opponent Scoring By The Half

Team	1st Half	2nd Half	OT
Alabama State	31	37	
Florida A&M	17	31	

Lowest First Half: 17, Florida A&M
Highest First Half: 31, Alabama State
Lowest 2nd Half: 31 Florida A&M
Highest 2nd Half: 31, Alabama State

MISSISSIPPI STATE BY THE NUMBERS

MSU'S 2017-18 RECORD WHEN . . .

Leads at Halftime	2-0
Trails at Halftime	
Is Tied at Halftime	
Shoots 45% or better from the field	2-0
Shoots less than 45% from the field	
Opp. shoots less than 45% from the field	2-0
Opp. shoots 45% or better from the field	
Outrebounds (or ties) the opponent	1-0
Outrebounded by the opponent	1-0
More Assists (or ties) than the opponent	2-0
Fewer Assists than the opponent	
Fewer (or ties) TOs than opponent	2-0
More TOs than opponent	
Holds opponents to 65 points or less	1-0
In games decided by 10 points or less	

MSU'S 2017-18 RECORD IN . . .

All Games	2-0
Home Games	2-0
Road Games	
Neutral-sites	
Non-SEC Games	2-0
Non-SEC Home Games	2-0
Non-SEC Road Games	
Non-SEC Neutral-site Games	
SEC Games	
SEC Home Games	
SEC Road Games	
SEC Tournament	
November Games	2-0
December Games	
January Games	
February Games	
March Games	
Monday Games	
Tuesday Games	
Wednesday Games	
Thursday Games	
Friday Games	1-0
Saturday Games	1-0
Sunday Games	
Overtime Games	
Television Games	
Games vs. Ranked Opponents	

MISC. 2017-18 TEAM STATS

Largest Lead Surrendered in Loss:

Largest Deficit Overcome in Win:

1, Alabama State (11-10-17)

Largest Lead at Anytime:

36, Florida A&M (11-18-17)

Largest Deficit Anytime:

1, Alabama State (11-10-17)

MISCELLANEOUS MSU INDIVIDUAL STATISTICS

Games Scoring in Double Figures: Q. Weatherspoon 2, N. Weatherspoon2, Carter 2, Ado, Peters, Holman, Wright, Datcher

Games Scoring 20-plus Points:

Games Scoring 30-plus Points:

Games Rebounding in Double Figures: Holman

Games With Double Figures in Assists:

Games With Double-Doubles: Holman

Games With Triple-Doubles:

Games As Team High Scorer (or co-leader): Holman, Q. Weatherspoon, N. Weatherspoon, Peters, Ado

Games As Team High Rebounder (or co-leader): Holman, Ado

Games As Team Leader in Assists (or co-leader): Peters 2, N. Weatherspoon

Games As Team Leader in Steals (or co-leader): Stapleton, Q. Weatherspoon, Peters

Games As Team Leader in Blocks (or co-leader): Peters, Herard

Games As Team Leader in Turnovers (or co-leader): Peters, Q. Weatherspoon

MSU'S RECORD BY STARTING LINEUP

N. Weatherspoon, Q. Weatherspoon, Peters, Stapleton, Datcher 1-0

N. Weatherspoon, Q. Weatherspoon, Peters, Holman, Ado 1-0

GAME-BY-GAME STARTERS

<u>Opponent</u>	<u>Date</u>	<u>Guard</u>	<u>Guard</u>	<u>Guard</u>	<u>Forward</u>	<u>Forward</u>	<u>Record</u>
Alabama State	11-10-17	W'Spoon	W'Spoon	Peters	Stapleton	Datcher	1-0
Florida A&M	11-18-17	W'Spoon	W'Spoon	Peters	Holman	Ado	2-0
Green Bay	11-20-17						
Stephen F. Austin							
Jacksonville State							
North Dakota State							
Dayton							
North Georgia							
Cincinnati							
UT Martin							
Little Rock							
Southern Miss							
North Florida							
Arkansas							
Ole Miss							
Florida							
Auburn							
Vanderbilt							
Alabama							
Kentucky							
Missouri							
South Carolina							
Georgia							
Alabama							
Missouri							
Vanderbilt							
Ole Miss							
Texas A&M							
South Carolina							
Tennessee							
LSU							

2017-18 Win-Loss Differential

Diff.	1	2	3	4	5	6	7	8	9	10	11	12	13	14	15	16	17	18	19	20	21	22	23	24	25+
Won																									2
Lost																									

THE LAST TIME . . .

THE LAST TIME AN MSU PLAYER ...

Scored 30 or more points in a game:

32, Ravern Johnson vs. Tenn. St. (11-12-10)

Scored 33 or more points in a game:

33, Craig Sword at LSU (2-19-14)

Scored 34 or more points in a game:

34, Arnett Moultrie vs. UMass (3-13-12)

Scored 35 or more points in a game:

36, Jeff Malone at Ole Miss (2-19-83)

Scored 37 or more points in a game:

39, Jeff Malone vs. Alabama (1-31-83)

Scored 40 or more points in a game:

40, Rickey Brown vs. Auburn (3-7-77)

Scored 20+ points in back-to-back games:

Quinnndary Weatherspoon (27 vs. Morehead

State 12-22-16; 25 vs. UMKC (12-29-16)

Scored 20+ points in three-consecutive games:

Craig Sword (24 vs. Loyola, 12-01-13; 24 vs.

TCU, 12-05-13; 22 vs. SELA, 12-13-13)

Scored 20+ points in five-consecutive games:

Jeff Malone, 1982-83 (11 consecutive)

Scored 30+ points in back-to-back games:

Jeff Malone (36 at Ole Miss & 30 vs.

Georgia, 1982-83)

Scored 30+ points in three-consecutive games:

Jeff Malone (33 at LSU; 36 at Ole Miss &

30 vs. Georgia, 1982-83)

Two players score 20+ points in same game:

Quinnndary Weatherspoon, 25; Lamar Peters,

23, vs. Auburn (2-7-17)

Made 10 field goals in a game:

10, Weatherspoon vs. Morehead (12-22-16)

Made 11 field goals in a game:

11, Q. Weatherspoon, Missouri (1-25-17)

Made 12 field goals in a game:

12, Gavin Ware, Alabama (2-2-16)

Made 13 field goals in a game:

13, Horatio Webster vs. SW Missouri St.

(11-23-97)

Made 14 field goals in a game:

14, Cameron Burns at Georgia (1-17-90)

Made 15 or more field goals in a game:

16, Raymond Brown vs. Florida (3-2-85)

Attempted 20 field goals in a game:

20, Ravern Johnson vs. St. Mary's (12-29-10)

Attempted 21 or more field goals in a game:

21, Dee Bost vs. Kentucky (2-16-10)

Attempted 23 or more field goals in a game:

23, Arnett Moultrie vs. UMass (3-13-12)

Attempted 25 field goals in a game:

25, Chuck Evans at Alabama (3-6-93)

Attempted 26 field goals in a game:

26, Tony Watts at Ole Miss (2-22-92)

Attempted 27 or more field goals in a game:

28, Jeff Malone vs. Vanderbilt (1-8-83)

Made six 3-pointers in a game:

6, Q. Weatherspoon vs. Arkansas (1-10-17)

Made seven 3-pointers in a game:

7, Lamar Peters vs. Missouri (1-25-17)

Made eight or more 3-pointers in a game:

8, Winsome Frazier vs. UMKC (11-23-04)

Attempted 11 3-pointers in a game:

11, Dee Bost vs. Detroit (12-17-11)

Attempted 12 3-pointers in a game:

12, Ravern Johnson vs. ETSU (12-11-10)

Attempted 13 or more 3-pointers in a game:

13, Dee Bost vs. Troy (12-10-11)

Attempted 16 or more 3-pointers in a game:

17, Darryl Wilson vs. Alabama (3-4-95)

Made 14 or more free throws in a game:

14, Trivante Bloodman vs. Auburn (2-15-14)

Made 15 or more free throws in a game:

15, Craig Sword vs. Ole Miss (1-11-14)

Attempted 17 free throws in a game:

17, Jarvis Varnado at Houston (12-19-09)

Attempted 18 free throws in a game:

18, Craig Sword vs. Ole Miss (1-11-14)

Attempted 19 free throws in a game:

19, Carl Nichols vs. SE La. (12-1-88)

Had 16 rebounds in a game:

16, Gavin Ware vs. Maryland ES (1-2-14)

Had 17 rebounds in a game:

17, Gavin Ware at Auburn (1-21-15)

Had 18 or more rebounds in a game:

21, Wesley Morgan vs. SE La. (11-28-05)

Had 22 or more rebounds in a game:

23, Rickey Brown vs. Vanderbilt (12-6-79)

Had 24 or more rebounds in a game:

24, Wiley Peck vs. Alabama (1-27-79)

Had 10 or more offensive rebounds in a game:

11, Arnett Moultrie vs. Northwestern State

(12-22-11)

Had 10 or more defensive rebounds in a game:

10, Aric Holman vs. So. Miss (12-19-16)

Had 13 or more defensive rebounds in a game:

13, Colin Borchert (3-9-13)

Had 15 or more defensive rebounds in a game:

15, Jarvis Varnado at San Diego (12-31-09)

Had 10 assists in a game:

10, Dee Bost vs. LSU (1-25-11)

Had 11 assists in a game:

11, I.J. Ready vs. No. Colorado (12-23-15)

Had 13 assists in a game:

13, I.J. Ready vs. LSU (3-4-17)

Had 14 assists in a game:

14, Gary Ervin vs. Florida A&M (12-20-04)

Had 15 or more assists in a game:

16, Chuck Evans at UMKC (2-23-93)

Had 10 or more turnovers in a game:

10, Charles Rhodes vs. Nicholls (11-11-06)

Had five or more blocks in a game:

5, Aric Holman vs. North'wern St. (11-28-16)

Had six or more blocks in a game:

6, Schnider Herard vs. Fla. A&M (11-18-17)

Had seven blocks in a game:

7, Jarvis Varnado at LSU (2-20-10)

Had eight blocks in a game:

8, Jarvis Varnado vs. Alabama (2-24-10)

Had nine blocks in a game:

9, Jarvis Varnado at Vanderbilt (2-3-10)

Had 10 blocks in a game:

10, Jarvis Varnado vs. Arkansas (1-14-10)

Had 10+ blocks in two consecutive games:

Jarvis Varnado (10 vs. Georgia & 10 vs.

Kentucky, 2007-08)

Had five steals in a game:

5, Lamar Peters vs. Texas A&M (1-14-17)

Had six or more steals in a game:

7, Craig Sword vs. Ole Miss (1-11-14)

LAST TIME AN MSU TEAM...

Scored 100 or more points:

106 vs. Eastern Washington (11-13-15)

Scored 100 or more points in an SEC game:

105 vs. Auburn (3-2-04)

Allowed 100 or more points in an SEC game:

115 at Arkansas (2-20-93)

Allowed 100 or more points in non-SEC play:

105 vs. Miami (11-19-15)

Was held to 52 points or less:

52 vs. Florida (2-18-17)

Was held to 50 points:

50 vs. Alabama (2-25-12)

Was held to 49 points or less:

48 vs. Vanderbilt (2-25-17)

Was held to 45 points or less:

41 at Georgia (2-7-15)

Was held to 40 points or less:

36 vs. Missouri (2-13-13)

Was held to 35 points or less:

31 vs. Vanderbilt (2-23-13)

Was held to fewer than 10 points in a half:

9 at Arkansas, first (2-7-15)

Held opponent to 59 points or less:

57 vs. Florida (2-18-17)

Held opponent to 56 points or less:

56 at Vanderbilt (3-4-15)

Held opponent to 55 points or less:

52 vs. LSU-SECT (3-08-17)

Held opponent to 50 points or less:

48 vs. Florida A&M (11-18-17)

Held opponent to 45 points or less:

44 vs. Southern Miss (12-19-16)

Held opponent to 42 points or less:

42 vs. Texas-San Antonio (12-4-12)

Held opponent to 39 points or less:

39 at LSU (1-9-08)

Shot 50 percent or better from the field:

.532 [33-62] vs. Florida A&M (11-18-17)

Shot 55 percent or better from the field:

.571 [32-56] vs. Missouri (1-25-17)

Shot 60 percent or better from the field:

.621 [41-66] vs. E. Washington (11-13-15)

Shot 65 percent or better from the field:

.660 [35-53] vs. Western Kentucky (1-5-09)

Was held to less than 35 percent from the field:

.309 [21-68] vs. Tennessee (2-4-17)

Was held to less than 30 percent from the field:

.298 [14-47] vs. Vanderbilt (2-25-17)

Was held to less than 25 percent from the field:

.175 [7-40] vs. Vanderbilt (2-23-13)

Held opp. to 35 percent or less from the field:

.333 [18-54] vs. LSU-SECT (3-8-17)

Held opp. to 30 percent or less from the field:

.281 [18-64] vs. Florida A&M (11-18-17)

Held opp. to 25 percent or less from the field:

.231 [15-65] vs. Southern Miss (12-19-16)

Opponent shot 50 percent or better:

.500 [27-54] South Carolina (2-11-17)

Opponent shot 60 percent or better:

.623 [33-53] Missouri (3-1-14)

Made 35 or more field goals:

36 vs. LSU (3-4-17)

Made 40 or more field goals:

41 vs. Eastern Washington (11-13-15)

Made fewer than 15 field goals:

14 at Vanderbilt (2-25-17)

Attempted 70 or more shots from the field:

74 vs. Ole Miss (2-18-17)

Attempted 80 or more shots from the field:

80 at Alabama (2-21-09)

Attempted just 40 shots from the field:

40 vs. Vanderbilt (2-23-13)

Attempted 39 or fewer shots from the field:

39 at Vanderbilt (3-4-15)

Attempted 35 or fewer shots from the field:

34 vs. Tennessee (2-3-15)

Made 10 or more 3-pointers:

11 vs. LSU-SECT (3-8-17)

Made 12 3-pointers:

12 vs. Missouri (1-25-17)

Made 13 3-pointers:

13 vs. Georgia State (12-04-16)

Made 15 3-pointers:

15 vs. North Carolina A&T (12-12-10)

Made 16 3-pointers:

16 vs. Troy (12-10-11)

Made 17 3-pointers:

17 vs. Southern Miss (12-19-16)

Did not make a 3-pointer:

[0-10] at Arkansas (2-7-15)

Made just one 3-pointer:

vs. Tennessee (1-7-15)

Made just two 3-pointers:

vs. Alabama-SECT (3-9-17)

Opponent made 15 or more 3-pointers:

16, Arkansas (1-9-16)

Opponent made just one 3-pointer:

vs. LSU-SECT (3-8-17)

Attempted nine 3-pointers or less:

9 vs. Tennessee (1-7-15)

Attempted six 3-pointers or less:

6 at Ole Miss (1-29-03)

THE LAST TIME (CONTINUED) . . .

Attempted 25 3-pointers:
25 at Ole Miss (1-31-17)

Attempted 26 3-pointers:
26 at South Carolina (2-28-17)

Attempted 27 3-pointers:
27 vs. South Carolina (2-11-17)

Attempted 28 3-pointers:
28 vs. Georgia (2-13-16)

Attempted 29 or more 3-pointers:
29 vs. Southern Miss (12-19-16)

Attempted 30 or more 3-pointers:
30 vs. LSU-SECT (3-08-17)

Attempted 35 or more 3-pointers:
35 vs. Kentucky (2-16-10)

Made 31 or more free throws:
31 vs. Auburn (1-22-14)

Made 40 or more free throws:
41 vs. LSU (2-11-09)

Made 50 or more free throws:
52 vs. LSU (2-11-09)

Made fewer than five free throws:
3 vs. Alabama-SEC (3-9-17)

Made only 1 free throw:
1 vs. Florida (1-30-14)

Opponent made 30 or more free throws:
34, Ole Miss (2-18-17)

Attempted 30 or more free throws:
34 vs. Auburn (2-7-17)

Attempted 35 or more free throws:
35 vs. Alabama State (11-10-17)

Attempted 40 or more free throws:
44 vs. Tennessee (1-7-15)

Attempted 45 or more free throws:
45 vs. Florida A&M (12-17-13)

Attempted fewer than 10 free throws:
9 vs. Florida A&M (11-18-17)

Opponent attempted 40 or more free throws:
44, Ole Miss (2-18-17)

Had 50 or more rebounds:
50 vs. Arkansas (2-9-16)

Had 55 or more rebounds:
55 vs. Tennessee (2-4-17)

Had 58 or more rebounds:
58 vs. Troy (12-10-05)

Had 59 or more rebounds:
59 at Houston (12-19-09)

Had fewer than 25 rebounds:
21 vs. McNeese State (12-30-14)

Had 20 or fewer rebounds:
20 at Kentucky (1-12-16)

Had 20 or more assists:
20 vs. South Carolina (2-27-16)

Had 21 or more assists:
21 vs. LSU (3-4-17)

Had 25 or more assists:
25 vs. St. Bonaventure (12-05-09)

Had 30 or more assists:
30 vs. Troy (12-10-11)

Had 5 Assists:
5, Florida State (12-16-15)

Had Fewer Than 5 Assists:
4, Tennessee (1-2-15)

Had 20 or more turnovers:
20 at South Carolina (2-28-17)

Had 21 or more turnovers:
22 vs. Ole Miss (2-18-17)

Had 23 or more turnovers:
23 vs. Arkansas (2-21-15)

Had 24 or more turnovers:
24 at Arkansas (2-7-15)

Had 25 turnovers:
26 vs. Mississippi Valley State (11-17-14)

Had 29 or more turnovers:
29 at Arkansas (1-23-13)

Had 30 or more turnovers:
31 at Kentucky (1-7-97)

Had 34 or more turnovers:
34 at Evansville (12-17-75)

Had fewer than 10 turnovers:
7 vs. Missouri (1-25-17)

Had five or fewer turnovers:
5 vs. Morehead State (12-22-16)

Forced 25 or more turnovers
26 vs. Kennesaw State (11-14-13)

Had 10 blocked shots:
10 vs. Texas Southern (12-2-15)

Had 11 blocked shots:
11 vs. Southern Miss (12-19-16)

Had 12 blocked shots:
12 at South Carolina (1-26-16)

Had 13 blocked shots:
13 vs. Florida A&M (11-18-17)

Had 14 blocked shots:
14 vs. Texas-Pan American (11-24-09)

Had 16 blocked shots:
16 vs. Georgia (1-12-08)

Had 10 steals:
10 vs. Kentucky (1-17-17)

Had 11 steals:
11 vs. Texas A&M (1-14-17)

Had 12 steals:
12 vs. LSU-SECT (3-8-17)

Had 13 steals:
13 vs. Ole Miss (2-18-17)

Had 14 steals:
14 vs. South Carolina (1-9-13)

Had 15 steals:
15 vs. Florida Gulf Coast (12-19-13)

Had 17 or more steals:
17 vs. Oregon State (12-01-16)

Had 20 or more steals:
20 vs. Nicholls State (11-17-01)

Had 1 steal or less:
1 vs. Vanderbilt (3-11-11)

MISSISSIPPI STATE IN OVERTIME

Mississippi State In Overtime Games	
This Season	0-1
Overall Overtime Record	60-51
Home Overtime Record	34-23
Road Overtime Record	18-20
Neutral Site Overtime Record	8-8
Humphrey Coliseum Overtime Record	25-18
SEC Tournament Overtime Record	2-5
Double Overtime Record	6-5
Four Overtime Record	1-1
Postseason Overtime Record	1-0
Last OT Played (1OT)	vs. Ole Miss (L, 87-82, 2/18/17)
Last Double OT	vs. UMass (L, 101-96, 3/13/12)
Last Triple OT	vs. Alabama (L, 79-78, 2/27/71)
Last Four OT	vs. Ole Miss (W, 104-102, 1/24/90)

Mississippi State Coaches In Overtime Games	
Babe McCarthy	6-5
Home Overtime Record	2-2
Road Overtime Record	2-2
Neutral Site Overtime Record	2-1
Joe Dan Gold	5-3
Home Overtime Record	3-3
Road Overtime Record	1-0
Neutral Site Overtime Record	1-0
Kermit Davis	8-6
Home Overtime Record	5-3
Road Overtime Record	3-3
Ron Greene	2-0
Home Overtime Record	2-0
Jim Hatfield	3-3
Home Overtime Record	3-2
Road Overtime Record	0-1
Bob Boyd	3-4
Home Overtime Record	2-1
Road Overtime Record	1-2
Neutral Site Overtime Record	0-1
Richard Williams	15-11
Home Overtime Record	7-3
Road Overtime Record	5-5
Neutral Site Overtime Record	3-3
Rick Stansbury	15-16
Home Overtime Record	7-6
Road Overtime Record	6-7
Neutral Site Overtime Record	2-3
Rick Ray	3-1
Home Overtime Record	3-1
Ben Howland	0-2
Home Overtime Record	0-2

OVERTIME FOES			
TEAM	RECORD	TEAM	RECORD
Alabama	6-7	Southern Mississippi	1-0
Alaska-Fairbanks	1-0	SW Louisiana	1-0
Arkansas	2-1	South Alabama	1-0
Auburn	6-4	South Carolina	3-0
Baylor	1-0	Tennessee	6-2
BYU	0-1	Texas	1-0
California	0-1	Texas A&M	1-1
Drake	1-0	Troy	2-0
Florida	0-3	Tulane	0-1
Florida State	1-0	UAB	0-1
Georgia	3-3	UMass	0-1
Georgia Tech	1-0	Vanderbilt	2-5
Houston	0-1		
Idaho	0-1		
Kentucky	4-5		
Loyola	1-0		
LSU	3-4		
Memphis	1-0		
Missouri-Kansas City	0-1		
Montana	1-0		
Morehead State	1-0		
NE Louisiana	0-1		
Northwestern State	0-1		
Oklahoma	1-0		
Ole Miss	6-4		
Old Dominion	0-1		
San Diego	0-1		
Santa Clara	2-0		

0 NICK WEATHERSPOON



Freshman | Guard

6-2 | 195

Canton, Miss.

Velma Jackson HS

Season Highs

Points: 12, FAMU (11-18-17)
FGM: 5, FAMU (11-18-17)
FGA: 10, FAMU (11-18-17)
3FGM: 1, 2x, last vs FAMU (11-18-17)
3FGA: 3, FAMU (11-18-17)
FTM: 4, Alabama State (11-10-17)
FTA: 4, Alabama State (11-10-17)
Rebounds: 5, FAMU (11-18-17)
Assists: 5, FAMU (11-18-17)
Blocks: 1, FAMU (11-18-17)
Steals: 1, FAMU (11-18-17)
Minutes: 32, FAMU (11-18-17)

Weatherspoon's Notes . . .

-Made his collegiate debut against Alabama State and scored 11 points as a starter.

-12 point, 5 assist effort vs. FAMU.

2017-18 Game-By-Game

Opponent		MIN	FG	Pct.	3FG	Pct.	FT	Pct.	O-D-R	PF	A	TO	B	S	PTS
N10 Alabama State	*	25	3-8	.375	1-1	1.000	4-4	1.000	0-3-3	0	3	0	0	0	11
N18 Florida A&M	*	32	5-10	.500	1-3	.333	1-3	.333	0-5-5	1	5	2	1	1	12
N20 Green Bay															
N22 Stephen F. Austin															
N26 Jacksonville State															
N30 North Dakota State															
D3 Dayton															
D9 North Georgia															
D12 Cincinnati															
D16 UT Martin															
D20 Little Rock															
D23 Southern Miss															
D30 North Florida															
J2 Arkansas															
J6 Ole Miss															
J10 Florida															
J13 Auburn															
J16 Vanderbilt															
J20 Alabama															
J23 Kentucky															
J27 Missouri															
J31 South Carolina															
F3 Georgia															
F6 Alabama															
F10 Missouri															
F14 Vanderbilt															
F17 Ole Miss															
F20 Texas A&M															
F24 South Carolina															
F27 Tennessee															
M3 LSU															

CAREER STATS FOR NICK WEATHERSPOON

Year	GP-GS	Min/Avg	FG-FGA	Pct	3FM-3GA	Pct	FT-FTA	Pct	Rebs	PF-D	Ast	TO	Blk	Stl	Pts/Avg
2017-18	2-2	57/28.5	8-18	.444	2-4	.500	5-7	.714	8/4.0	1-0	8	2	1	1	23/11.5

1 LAMAR PETERS



Sophomore | Guard

6-0 | 185

New Orleans, LA

Landry-Walker HS

Season Highs

Points: 7, Alabama State (11-10-17)
FGM: 5, FAMU (11-18-17)
FGA: 12, FAMU (11-18-17)
3FGM: 1, FAMU (11-18-17)
3FGA: 7, FAMU (11-18-17)
FTM: 3, Alabama State (11-10-17)
FTA: 4, Alabama State (11-10-17)
Rebounds: 4, Alabama State (11-10-17)
Assists: 7, Alabama State (11-10-17)
Blocks: 2, Alabama State (11-10-17)
Steals: 4, FAMU (11-18-17)
Minutes: 29, Alabama State (11-10-17)

Career Highs

Points: 25, Kentucky (1-17-17)
FGM: 9, 2x, last vs Kentucky (1-17-17)
FGA: 16, Kentucky (1-17-17)
3FGM: 7, Missouri (1-25-17)
3FGA: 11, Missouri (1-25-17)
FTM: 11, TAMU (1-14-17)
FTA: 11, 2x, last vs Auburn (2-7-17)
Rebounds: 7, Kentucky (1-17-17)
Assists: 7, 5x, last vs Alabama St. (11-10-17)
Blocks: 2, 2x, last vs. Alabama St. (11-10-17)
Steals: 5, TAMU 1-14-17)
Minutes: 36, Auburn 2-7-17)

2017-18 Game-By-Game

Opponent	MIN	FG	Pct.	3FG	Pct.	FT	Pct.	O-D-R	PF	A	TO	B	S	PTS
N10 Alabama State	*	29	2-8	.250	0-5	.000	3-4	.750	0-4-4	1	7	4	2	7
N18 Florida A&M	*	23	5-12	.417	1-7	.143	1-1	1.000	0-1-1	3	5	1	0	12
N20 Green Bay														
N22 Stephen F. Austin														
N26 Jacksonville State														
N30 North Dakota State														
D3 Dayton														
D9 North Georgia														
D12 Cincinnati														
D16 UT Martin														
D20 Little Rock														
D23 Southern Miss														
D30 North Florida														
J2 Arkansas														
J6 Ole Miss														
J10 Florida														
J13 Auburn														
J16 Vanderbilt														
J20 Alabama														
J23 Kentucky														
J27 Missouri														
J31 South Carolina														
F3 Georgia														
F6 Alabama														
F10 Missouri														
F14 Vanderbilt														
F17 Ole Miss														
F20 Texas A&M														
F24 South Carolina														
F27 Tennessee														
M3 LSU														

Peters' Notes . . .

-In season opener, tied career high with 7 assists and 2 blocked shots.

-4 steals vs. FAMU.

CAREER STATS FOR LAMAR PETERS

Year	GP-GS	Min/Avg	FG-FGA	Pct	3FM-3GA	Pct	FT-FTA	Pct	Rebs	PF-D	Ast	TO	Blk	Stl	Pts/Avg
2016-17	30-17	738/24.6	103-266	.387	59-161	.366	56-75	.747	68/2.3	81-2	101	68	5	34	321/10.7
2017-18	2-2	52/26.0	7-20	.350	1-12	.083	4-5	.800	5/2.5	4-0	12	5	2	5	19/9.5
Totals	32-19	790/24.7	110-286	.385	60-173	.347	60-80	.750	73/2.3	85-2	113	73	7	39	340/10.6

2 ELI WRIGHT



Sophomore | Gaurd

6-4 | 190

Owensboro, KY

22 Feet Academy

Season Highs

Points: 12, Alabama State (11-10-17)
FGM: 5, Alabama State (11-10-17)
FGA: 8, Alabama State (11-10-17)
3FGM: 1, Alabama State (11-10-17)
3FGA: 3, Alabama State (11-10-17)
FTM: 1, Alabama State (11-10-17)
FTA: 2, Alabama State (11-10-17)
Rebounds: 6, Alabama State (11-10-17)
Assists: 2, Alabama State (11-10-17)
Blocks: 1, Alabama State (11-10-17)
Steals:
Minutes: 28, Alabama State (11-10-17)

Career Highs

Points: 12, Alabama State (11-10-17)
FGM: 5, Alabama State (11-10-17)
FGA: 8, Alabama State (11-10-17)
3FGM: 1, 3x, last vs. Alabama St. (11-10-17)
3FGA: 3, Alabama State (11-10-17)
FTM: 3, 5x last vs Oregon State (12-1-16)
FTA: 5, NWST 11-28-16
Rebounds: 7, NWST (11-28-16)
Assists: 3, Boise State (11-18-16)
Blocks: 1, 4x, last vs. Alabama St. (11-10-17)
Steals: 2, Oregon State (12-1-16)
Minutes: 31, NWST (11-28-16)

2017-18 Game-By-Game

Opponent	MIN	FG	Pct.	3FG	Pct.	FT	Pct.	O-D-R	PF	A	TO	B	S	PTS
N10 Alabama State	28	5-8	.625	1-3	.333	1-2	.500	3-3-6	3	2	0	1	0	12
N18 Florida A&M	-DNP-													
N20 Green Bay														
N22 Stephen F. Austin														
N26 Jacksonville State														
N30 North Dakota State														
D3 Dayton														
D9 North Georgia														
D12 Cincinnati														
D16 UT Martin														
D20 Little Rock														
D23 Southern Miss														
D30 North Florida														
J2 Arkansas														
J6 Ole Miss														
J10 Florida														
J13 Auburn														
J16 Vanderbilt														
J20 Alabama														
J23 Kentucky														
J27 Missouri														
J31 South Carolina														
F3 Georgia														
F6 Alabama														
F10 Missouri														
F14 Vanderbilt														
F17 Ole Miss														
F20 Texas A&M														
F24 South Carolina														
F27 Tennessee														
M3 LSU														

Wright's Notes . . .

-Had a career 12 points in season opener vs. Alabama State.

-Missed FAMU game due to violation of team rules.

CAREER STATS FOR ELI WRIGHT

Year	GP-GS	Min/Avg	FG-FGA	Pct	3FM-3GA	Pct	FT-FTA	Pct	Rebs	PF-D	Ast	TO	Blk	Stl	Pts/Avg
2016-17	30-1	392/13.1	36-68	.529	11-27	.407	22-31	.710	47/1.6	50-1	7	16	3	11	105/3.5
2017-18	1-0	28/28.0	5-8	.625	1-3	.133	1-2	.500	6/6.0	3-0	2	0	1	0	12/12.0
Totals	31-1	420/13.5	41-76	.539	12-30	.400	23-33	.697	53/1.7	53-1	9	16	4	11	117/3.8

3 XAVIAN STAPLETON



Junior | Guard

6-6 | 210

Flora, MS

Louisiana Tech

Season Highs

Points:
FGM:
FGA:
3FGM:
3FGA:
FTM:
FTA:
Rebounds: 1, Alabama State (11-10-17)
Assists:
Blocks:
Steals: 2, Alabama State (11-10-17)
Minutes: 5, Alabama State (11-10-17)

Career Highs

Points: 14, 2x, last vs LSU (3-4-17)
FGM: 6, 2x, last vs LSU (3-4-17)
FGA: 13, Tennessee (2-4-17)
3FGM: 2, 2x, last vs LSU (3-4-17)
3FGA: 4, Kentucky (1-17-17)
FTM: 6, Arkansas (1-10-17)
FTA: 7, Arkansas (1-10-17)
Rebounds: 11, Tennessee (2-4-17)
Assists: 1, 5x, last vs LSU (3-4-17)
Blocks: 2, Ole Miss (2-21-17)
Steals: 4, Tennessee (2-4-17)
Minutes: 28, South Carolina (2-11-17)

2017-18 Game-By-Game

Opponent	MIN	FG	Pct.	3FG	Pct.	FT	Pct.	O-D-R	PF	A	TO	B	S	PTS
N10 Alabama State	*	5	0-0	.000	0-0	.000	0-0	.000	0-1-1	0	0	0	0	2
N18 Florida A&M	-DNP-													
N20 Green Bay														
N22 Stephen F. Austin														
N26 Jacksonville State														
N30 North Dakota State														
D3 Dayton														
D9 North Georgia														
D12 Cincinnati														
D16 UT Martin														
D20 Little Rock														
D23 Southern Miss														
D30 North Florida														
J2 Arkansas														
J6 Ole Miss														
J10 Florida														
J13 Auburn														
J16 Vanderbilt														
J20 Alabama														
J23 Kentucky														
J27 Missouri														
J31 South Carolina														
F3 Georgia														
F6 Alabama														
F10 Missouri														
F14 Vanderbilt														
F17 Ole Miss														
F20 Texas A&M														
F24 South Carolina														
F27 Tennessee														
M3 LSU														

Stapleton's Notes . . .

-Due to a sprained left knee, was limited to just 5 minutes against Alabama State.

-Missed FAMU game due to knee injury.

CAREER STATS FOR XAVIAN STAPLETON

Year	GP-GS	Min/Avg	FG-FGA	Pct	3FM-3GA	Pct	FT-FTA	Pct	Rebs	PF-D	Ast	TO	Blk	Stl	Pts/Avg
2016-17	23-5	385/16.7	59-129	.457	18-54	.333	28-44	.636	66/2.9	66-4	7	21	10	22	164/7.1
2017-18	1-1	5/5.0	0-0	.000	0-0	.000	0-0	.000	1/1.0	0-0	0	0	0	2	0/0.0
Totals	24-6	390/16.3	59-129	.457	18-54	.333	28-44	.636	67/2.8	66-4	7	21	10	24	164/6.8

5 MITCHELL STORM



Sophomore | Forward

6-7 | 202

Madison, Miss.

East Mississippi CC

Season Highs

Points:

FGM:

FGA: 2, Alabama State (11-10-17)

3FGM:

3FGA:

FTM:

FTA:

Rebounds: 3, Alabama State (11-10-17)

Assists:

Blocks:

Steals:

Minutes: 4, Alabama State (11-10-17)

Storm's Notes . . .

-Made his MSU debut against Alabama State and had 3 rebounds.

2017-18 Game-By-Game

Opponent	MIN	FG	Pct.	3FG	Pct.	FT	Pct.	O-D-R	PF	A	TO	B	S	PTS
N10 Alabama State	4	0-2	.000	0-0	.000	0-0	.000	1-2-3	1	0	0	0	0	0
N18 Florida A&M	3	0-0	.000	0-0	.000	0-0	.000	0-1-1	0	0	0	0	0	0
N20 Green Bay														
N22 Stephen F. Austin														
N26 Jacksonville State														
N30 North Dakota State														
D3 Dayton														
D9 North Georgia														
D12 Cincinnati														
D16 UT Martin														
D20 Little Rock														
D23 Southern Miss														
D30 North Florida														
J2 Arkansas														
J6 Ole Miss														
J10 Florida														
J13 Auburn														
J16 Vanderbilt														
J20 Alabama														
J23 Kentucky														
J27 Missouri														
J31 South Carolina														
F3 Georgia														
F6 Alabama														
F10 Missouri														
F14 Vanderbilt														
F17 Ole Miss														
F20 Texas A&M														
F24 South Carolina														
F27 Tennessee														
M3 LSU														

CAREER STATS FOR MITCHELL STORM

Year	GP-GS	Min/Avg	FG-FGA	Pct	3FM-3GA	Pct	FT-FTA	Pct	Rebs	PF-D	Ast	TO	Blk	Stl	Pts/Avg
2017-18	2-0	7/3.5	0-2	.000	0-0	.000	0-0	.000	4/2.0	1-0	0	0	0	0	0/0.0

10 TATE CLAYTON



Freshman | Gaurd

6-2 | 170

Tupelo, Miss.

Tupelo HS

Season Highs

Points:
FGM:
FGA:
3FGM:
3FGA:
FTM:
FTA:
Rebounds:
Assists:
Blocks:
Steals:
Minutes: 2, 2x, last vs. FAMU (11-18-17)

Clayton's Notes . . .

-Made collegiate debut against Alabama State.

2017-18 Game-By-Game

Opponent	MIN	FG	Pct.	3FG	Pct.	FT	Pct.	O-D-R	PF	A	TO	B	S	PTS
N10 Alabama State	2	0-0	.000	0-0	.000	0-0	.000	0-0-0	0	0	0	0	0	0
N18 Florida A&M	2	0-0	.000	0-0	.000	0-0	.000	0-0-0	0	0	0	0	0	0
N20 Green Bay														
N22 Stephen F. Austin														
N26 Jacksonville State														
N30 North Dakota State														
D3 Dayton														
D9 North Georgia														
D12 Cincinnati														
D16 UT Martin														
D20 Little Rock														
D23 Southern Miss														
D30 North Florida														
J2 Arkansas														
J6 Ole Miss														
J10 Florida														
J13 Auburn														
J16 Vanderbilt														
J20 Alabama														
J23 Kentucky														
J27 Missouri														
J31 South Carolina														
F3 Georgia														
F6 Alabama														
F10 Missouri														
F14 Vanderbilt														
F17 Ole Miss														
F20 Texas A&M														
F24 South Carolina														
F27 Tennessee														
M3 LSU														

CAREER STATS FOR TATE CLAYTON

Year	GP-GS	Min/Avg	FG-FGA	Pct	3FM-3GA	Pct	FT-FTA	Pct	Rebs	PF-D	Asst	TO	Blk	Stl	Pts/Avg
2017-18	2-0	4/2.0	0-0	.000	0-0	.000	0-0	.000	0/0.0	0-0	0	0	0	0	0/0.0

11 QUINNDARY WEATHERSPOON



Junior | Guard

6-4 | 205

Canton, MS

Velma Jackson HS

Season Highs

Points: 17, Alabama State (11-10-17)
FGM: 8, Alabama State (11-10-17)
FGA: 9, 2x, last vs. FAMU (11-18-17)
3FGM: 1, FAMU (11-18-17)
3FGA: 4, FAMU (11-18-17)
FTM: 1, 2x, last vs. FAMU (11-18-17)
FTA: 3, Alabama State (11-10-17)
Rebounds: 8, Alabama State (11-10-17)
Assists: 4, FAMU (11-18-17)
Blocks: 1, 2x, last vs. FAMU (11-18-17)
Steals: 2, Alabama State (11-10-17)
Minutes: 31, FAMU (11-18-17)

Career Highs

Points: 29, Missouri (1-25-17)
FGM: 11, Missouri (1-25-17)
FGA: 18, UCF (11-17-16)
3FGM: 6, Arkansas (1-10-17)
3FGA: 8, 3x, last vs. UMKC 12-29-16)
FTM: 8, Vanderbilt (2-16-16)
FTA: 10, Vanderbilt (2-16-16)
Rebounds: 14, Missouri (1-30-16)
Assists: 5, South Carolina 2-11-17)
Blocks: 2, 3x, last vs LSU (1-7-17)
Steals: 4, 3x, last vs Georgia State (12-4-16)
Minutes: 41, Alabama (2-2-16)

2017-18 Game-By-Game

Opponent		MIN	FG	Pct.	3FG	Pct.	FT	Pct.	O-D-R	PF	A	TO	B	S	PTS
N10 Alabama State	*	22	8-9	.889	0-1	.000	1-3	.333	0-8-8	3	1	3	1	2	17
N18 Florida A&M	*	31	5-9	.556	1-4	.250	1-2	.500	0-6-6	1	4	4	1	1	12
N20 Green Bay															
N22 Stephen F. Austin															
N26 Jacksonville State															
N30 North Dakota State															
D3 Dayton															
D9 North Georgia															
D12 Cincinnati															
D16 UT Martin															
D20 Little Rock															
D23 Southern Miss															
D30 North Florida															
J2 Arkansas															
J6 Ole Miss															
J10 Florida															
J13 Auburn															
J16 Vanderbilt															
J20 Alabama															
J23 Kentucky															
J27 Missouri															
J31 South Carolina															
F3 Georgia															
F6 Alabama															
F10 Missouri															
F14 Vanderbilt															
F17 Ole Miss															
F20 Texas A&M															
F24 South Carolina															
F27 Tennessee															
M3 LSU															

Weatherspoon's Notes . . .

-Named first-team All-SEC by the league coaches after being named second-team by the media back in October.

-Is MSU's leading, returning scorer.

-Had 17 points against Alabama State in season opener.

CAREER STATS FOR QUINNDARY WEATHERSPOON

Year	GP-GS	Min/Avg	FG-FGA	Pct	3FM-3GA	Pct	FT-FTA	Pct	Rebs	PF-D	Asst	TO	Blk	Stl	Pts/Avg
2015-16	31-17	836/27.0	133-297	.448	43-109	.394	62-77	.805	146-4.7	75-1	43	45	16	42	371/12.0
2016-17	29-29	926/31.9	173-369	.469	47-126	.373	85-111	.766	148-5.1	68-1	53	64	8	50	478/16.5
2017-18	2-2	53/26.5	13-18	.722	1-5	.200	2-5	.400	14-7.0	4-0	5	7	2	3	29/14.5
Totals	62-48	1815/29.3	319-684	.466	91-240	.379	149-193	.772	308-5.0	147-2	101	116	26	95	878/14.2

12 DREW DAVIS



Senior | Guard

5-10 | 165

Atlanta, GA

Fort Walton Beach HS

Season Highs

Points: 1, Alabama State (11-10-17)

FGM:

FGA: 1, Alabama State (11-10-17)

3FGM:

3FGA: 1, Alabama State (11-10-17)

FTM: 1, Alabama State (11-10-17)

FTA: 2, Alabama State (11-10-17)

Rebounds:

Assists: 1, Alabama State (11-10-17)

Blocks:

Steals:

Minutes: 3, FAMU (11-18-17)

Career Highs

Points: 6, Southern Miss (12-19-16)

FGM: 2, Southern Miss (12-19-16)

FGA: 1, Oregon State (12-1-16)

3FGM: 2, Southern Miss (12-19-16)

3FGA: 2, Southern Miss (12-19-16)

FTM: 1, Alabama State (11-10-17)

FTA: 2, Alabama State (11-10-17)

Rebounds: 1, Missouri (1-25-17)

Assists: 1, 3x, last vs. Alabama St. (11-10-17)

Blocks:

Steals:

Minutes: 5, Southern Miss (12-19-16)

2017-18 Game-By-Game

Opponent	MIN	FG	Pct.	3FG	Pct.	FT	Pct.	O-D-R	PF	A	TO	B	S	PTS
N10 Alabama State	2	0-1	.000	0-1	.000	1-2	.500	0-0-0	0	1	0	0	0	1
N18 Florida A&M	3	0-2	.000	0-1	.000	0-0	.000	0-0-0	1	0	0	0	0	0
N20 Green Bay														
N22 Stephen F. Austin														
N26 Jacksonville State														
N30 North Dakota State														
D3 Dayton														
D9 North Georgia														
D12 Cincinnati														
D16 UT Martin														
D20 Little Rock														
D23 Southern Miss														
D30 North Florida														
J2 Arkansas														
J6 Ole Miss														
J10 Florida														
J13 Auburn														
J16 Vanderbilt														
J20 Alabama														
J23 Kentucky														
J27 Missouri														
J31 South Carolina														
F3 Georgia														
F6 Alabama														
F10 Missouri														
F14 Vanderbilt														
F17 Ole Miss														
F20 Texas A&M														
F24 South Carolina														
F27 Tennessee														
M3 LSU														

Davis' Notes . . .

-Played 2 minutes against Alabama State and made his first-career FT.

CAREER STATS FOR DREW DAVIS

Year	GP-GS	Min/Avg	FG-FGA	Pct	3FM-3GA	Pct	FT-FTA	Pct	Rebs	PF-D	Asst	TO	Blk	Stl	Pts/Avg
2016-17	6-0	12/2.0	4-8	.500	3-4	.750	0-0	.000	1-0.2	0-0	2	2	0	1	11/1.8
2017-18	2-0	5/2.5	0-3	.000	0-2	.000	1-2	.500	0-0.0	1-0	1	0	0	0	1/0.5
Totals	8-0	17/2.1	4-11	.364	3-6	.500	1-2	.500	1-0.1	1-0	3	2	0	1	12/1.5

13 NICK SINGLETON



Junior | Guard

6-5 | 195

Decatur, GA

Kennesaw State

Season Highs

Points: 4, FAMU (11-18-17)
FGM: 2, FAMU (11-18-17)
FGA: 3, FAMU (11-18-17)
3FGM: 1, Alabama State (11-10-17)
3FGA: 2, Alabama State (11-10-17)
FTM:
FTA:
Rebounds: 1, Alabama State (11-10-17)
Assists: 1, FAMU (11-18-17)
Blocks:
Steals:
Minutes: 5, 2x, last vs FAMU (11-18-17)

Career Highs

Points: 5, NWST (11-28-16)
FGM: 2, NWST (11-28-16)
FGA: 4, NWST (11-28-16)
3FGM: 1, twice, last vs. Ala. St. (11-10-17)
3FGA: 2, twice, last vs. Ala. St. (11-10-17)
FTM:
FTA:
Rebounds: 2, UCF (11-17-16)
Assists:
Blocks:
Steals: 1, NWST (11-28-16)
Minutes: 13, NWST (11-28-16)

2017-18 Game-By-Game

Opponent	MIN	FG	Pct.	3FG	Pct.	FT	Pct.	O-D-R	PF	A	TO	B	S	PTS
N10 Alabama State	5	1-2	.500	1-2	.500	0-0	.000	0-1-1	0	0	0	0	0	3
N18 Florida A&M	5	2-3	.667	0-1	.000	0-0	.000	0-0-0	0	1	0	0	0	4
N20 Green Bay														
N22 Stephen F. Austin														
N26 Jacksonville State														
N30 North Dakota State														
D3 Dayton														
D9 North Georgia														
D12 Cincinnati														
D16 UT Martin														
D20 Little Rock														
D23 Southern Miss														
D30 North Florida														
J2 Arkansas														
J6 Ole Miss														
J10 Florida														
J13 Auburn														
J16 Vanderbilt														
J20 Alabama														
J23 Kentucky														
J27 Missouri														
J31 South Carolina														
F3 Georgia														
F6 Alabama														
F10 Missouri														
F14 Vanderbilt														
F17 Ole Miss														
F20 Texas A&M														
F24 South Carolina														
F27 Tennessee														
M3 LSU														

Singleton's Notes . . .

-Made a 3-pointer in season opener vs. Alabama State.

-With his career-high 4 points vs. FAMU, he has already surpassed last year's point total of 5 points.

CAREER STATS FOR NICK SINGLETON

Year	GP-GS	Min/Avg	FG-FGA	Pct	3FM-3GA	Pct	FT-FTA	Pct	Rebs	PF-D	Ast	TO	Blk	Stl	Pts/Avg
2016-17	7-0	27/3.8	2-7	.286	1-4	.250	0-0	.000	4-0.6	3-0	2	1	1	1	5/0.7
2017-18	2-0	10/5.0	3-5	.600	1-3	.500	0-0	.000	1-1.0	0-0	1	0	0	0	7/3.5
Totals	89-0	37/4.1	5-12	.417	2-7	.286	0-0	.000	5-0.6	3-0	3	1	1	1	12/1.3

15 T.J. GRAY



Sophomore | Gaurd

6-0 | 170

Columbus, Miss.

Columbus HS

Season Highs

Points: 3, FAMU (11-18-17)
 FGM: 1, FAMU (11-18-17)
 FGA 1, FAMU (11-18-17) :
 3FGM: 1, FAMU (11-18-17)
 3FGA: 1, FAMU (11-18-17)
 FTM:
 FTA:
 Rebounds:
 Assists:
 Blocks:
 Steals:
 Minutes: 3, FAMU (11-18-17)

Gray's Notes . . .

-Made his collegiate debut against Alabama State.

-Scored first points on a 3-pointer against FAMU.

2017-18 Game-By-Game

Opponent	MIN	FG	Pct.	3FG	Pct.	FT	Pct.	O-D-R	PF	A	TO	B	S	PTS
N10 Alabama State	2	-0	.000	0-0	.000	0-0	.000	0-0-0	1	0	0	0	0	0
N18 Florida A&M	3	1-1	1.000	1-1	1.000	0-0	.000	0-0-0	1	0	1	0	0	3
N20 Green Bay														
N22 Stephen F. Austin														
N26 Jacksonville State														
N30 North Dakota State														
D3 Dayton														
D9 North Georgia														
D12 Cincinnati														
D16 UT Martin														
D20 Little Rock														
D23 Southern Miss														
D30 North Florida														
J2 Arkansas														
J6 Ole Miss														
J10 Florida														
J13 Auburn														
J16 Vanderbilt														
J20 Alabama														
J23 Kentucky														
J27 Missouri														
J31 South Carolina														
F3 Georgia														
F6 Alabama														
F10 Missouri														
F14 Vanderbilt														
F17 Ole Miss														
F20 Texas A&M														
F24 South Carolina														
F27 Tennessee														
M3 LSU														

CAREER STATS FOR T.J. GRAY

Year	GP-GS	Min/Avg	FG-FGA	Pct	3FM-3GA	Pct	FT-FTA	Pct	Rebs	PF-D	Ast	TO	Blk	Stl	Pts/Avg
2017-18	2-0	5/2.5	1-1	1.000	1-1	1.000	0-0	.000	0-0.0	2-0	0	1	0	0	3/1.5

22 KESHAWN FEAZELL



Freshman | Forward

6-8 | 230

New Hebron, MS

Lawrence County HS

Season Highs

Points: 2, FAMU (11-18-17)
 FGM: 1, FAMU (11-18-17)
 FGA: 2, FAMU (11-18-17)
 3FGM:
 3FGA: 1, FAMU (11-18-17)
 FTM:
 FTA:
 Rebounds: 5, FAMU (11-18-17)
 Assists:
 Blocks:
 Steals:
 Minutes: 7, FAMU (11-18-17)

Feazell's Notes . . .

-Missed the season opener due to a foot injury.

-Made his collegiate debut against FAMU and had 2 points and 5 rebounds.

2017-18 Game-By-Game

Opponent	MIN	FG	Pct.	3FG	Pct.	FT	Pct.	O-D-R	PF	A	TO	B	S	PTS
N10 Alabama State	-DNP-													
N18 Florida A&M	7	1-2	.500	0-1	.000	0-0	.000	1-4-5	1	0	1	0	0	2
N20 Green Bay														
N22 Stephen F. Austin														
N26 Jacksonville State														
N30 North Dakota State														
D3 Dayton														
D9 North Georgia														
D12 Cincinnati														
D16 UT Martin														
D20 Little Rock														
D23 Southern Miss														
D30 North Florida														
J2 Arkansas														
J6 Ole Miss														
J10 Florida														
J13 Auburn														
J16 Vanderbilt														
J20 Alabama														
J23 Kentucky														
J27 Missouri														
J31 South Carolina														
F3 Georgia														
F6 Alabama														
F10 Missouri														
F14 Vanderbilt														
F17 Ole Miss														
F20 Texas A&M														
F24 South Carolina														
F27 Tennessee														
M3 LSU														

CAREER STATS FOR KESHAWN FEAZELL

Year	GP-GS	Min/Avg	FG-FGA	Pct	3FM-3GA	Pct	FT-FTA	Pct	Rebs	PF-D	Ast	TO	Blk	Stl	Pts/Avg
2017-18	1-0	7/7.0	1-2	.500	0-1	.000	0-0	.000	5-5.0	1-0	0	1	0	0	2/2.0

23 TYSON CARTER



Sophomore | Guard

6-4 | 165

Starkville, MS

Starkville HS

Season Highs

Points: 11, Alabama State (11-10-17)
FGM: 4, FAMU (11-18-17)
FGA: 10, FAMU (11-18-17)
3FGM: 2, 2x, last vs. FAMU (11-18-17)
3FGA: 5, FAMU (11-18-17)
FTM: 3, Alabama State (11-10-17)
FTA: 4, Alabama State (11-10-17)
Rebounds: 1, Alabama State (11-10-17)
Assists: 2, 2x, last vs. FAMU (11-18-17)
Blocks:
Steals: 1, 2x, last vs. FAMU (11-18-17)
Minutes: 27, Alabama State (11-10-17)

Career Highs

Points: 22, South Carolina (2-11-17)
FGM: 8, South Carolina (2-11-17)
FGA: 15, 2x, last vs NWST (11-28-16)
3FGM: 5, 2x, last vs South Carolina (2-11-17)
3FGA: 10, 2x, last vs LSU (3-8-17)
FTM: 6, Boise State (11-18-16)
FTA: 6, Boise State (11-18-16)
Rebounds: 6, UTEP (11-20-16)
Assists: 2, 6x, last vs. Alabama St. (11-10-17)
Blocks: 1, 3x, last vs South Carolina (2-11-17)
Steals: 2, 3x, last vs Lehigh (11-25-16)
Minutes: 37, NWST (11-28-16)

2017-18 Game-By-Game

Opponent	MIN	FG	Pct.	3FG	Pct.	FT	Pct.	O-D-R	PF	A	TO	B	S	PTS
N10 Alabama State	27	3-6	.500	2-3	.667	3-4	.750	1-0-1	0	2	2	0	1	11
N18 Florida A&M	23	4-10	.400	2-5	.400	0-0	.000	0-0-0	0	2	0	0	1	10
N20 Green Bay														
N22 Stephen F. Austin														
N26 Jacksonville State														
N30 North Dakota State														
D3 Dayton														
D9 North Georgia														
D12 Cincinnati														
D16 UT Martin														
D20 Little Rock														
D23 Southern Miss														
D30 North Florida														
J2 Arkansas														
J6 Ole Miss														
J10 Florida														
J13 Auburn														
J16 Vanderbilt														
J20 Alabama														
J23 Kentucky														
J27 Missouri														
J31 South Carolina														
F3 Georgia														
F6 Alabama														
F10 Missouri														
F14 Vanderbilt														
F17 Ole Miss														
F20 Texas A&M														
F24 South Carolina														
F27 Tennessee														
M3 LSU														

Carter's Notes . . .

-Came off the bench and scored 11 points against Alabama State.

CAREER STATS FOR TYSON CARTER

Year	GP-GS	Min/Avg	FG-FGA	Pct	3FM-3GA	Pct	FT-FTA	Pct	Rebs	PF-D	Ast	TO	Blk	Stl	Pts/Avg
2016-17	32-12	646/20.2	84-211	.398	44-122	.361	27-33	.818	55-1.7	45-0	22	14	4	23	239/7.5
2017-18	2-0	50/25.0	7-16	.438	4-8	.500	3-4	.750	1-0.5	0-0	4	2	0	2	21/10.5
Totals	34-12	696/20.5	91-227	.401	48-130	.369	30-37	.811	56-1.6	45-0	26	16	4	25	260/7.6

24 ABDUL ADO



Freshman | Forward

6-11 | 250

Lagos, Nigeria

Hamilton Heights HS

Season Highs

Points: 12, FAMU (11-18-17)
FGM: 6, FAMU (11-18-17)
FGA: 7, FAMU (11-18-17)
3FGM:
3FGA:
FTM:
FTA:
Rebounds: 7, FAMU (11-18-17)
Assists:
Blocks: 3, FAMU (11-18-17)
Steals: 1, FAMU (11-18-17)
Minutes: 23, FAMU (11-18-17)

Ado's Notes . . .

-Missed the season opener due to a quad injury.

-Made collegiate debut against FAMU and responded with 12 points, 7 rebounds, 3 blocked shots and 1 steal.

2017-18 Game-By-Game

Opponent	MIN	FG	Pct.	3FG	Pct.	FT	Pct.	O-D-R	PF	A	TO	B	S	PTS
N10 Alabama State	-DNP-													
N18 Florida A&M	*	23	6-7	.857	0-0	.000	0-0	.000	3-4-7	1	0	3	3	12
N20 Green Bay														
N22 Stephen F. Austin														
N26 Jacksonville State														
N30 North Dakota State														
D3 Dayton														
D9 North Georgia														
D12 Cincinnati														
D16 UT Martin														
D20 Little Rock														
D23 Southern Miss														
D30 North Florida														
J2 Arkansas														
J6 Ole Miss														
J10 Florida														
J13 Auburn														
J16 Vanderbilt														
J20 Alabama														
J23 Kentucky														
J27 Missouri														
J31 South Carolina														
F3 Georgia														
F6 Alabama														
F10 Missouri														
F14 Vanderbilt														
F17 Ole Miss														
F20 Texas A&M														
F24 South Carolina														
F27 Tennessee														
M3 LSU														

CAREER STATS FOR ABDUL ADO

Year	GP-GS	Min/Avg	FG-FGA	Pct	3FM-3GA	Pct	FT-FTA	Pct	Rebs	PF-D	Ast	TO	Blk	Stl	Pts/Avg
2017-18	1-1	23/23.0	6-7	.857	0-0	.000	0-0	.000	7-7.0	1-0	0	3	3	1	12/12.0

34 SCHNIDER HERARD



Sophomore | Center

6-10 | 260

Port-au-Prince, Haiti

Prestonwood Christian HS

Season Highs

Points: 5, Alabama State (11-10-17)
FGM: 2, Alabama State (11-10-17)
FGA: 5, Alabama State (11-10-17)
3FGM:
3FGA:
FTM: 1, Alabama State (11-10-17)
FTA: 2, Alabama State (11-10-17)
Rebounds: 2, Alabama State (11-10-17)
Assists:
Blocks: 6, FAMU (11-18-17)
Steals:
Minutes: 14, FAMU (11-18-17)

Career Highs

Points: 16, TAMU (1-14-17)
FGM: 5, 2x, last vs Alabama (1-28-17)
FGA: 7, TAMU (1-14-17)
3FGM:
3FGA:
FTM: 8, Tennessee (2-4-17)
FTA: 14, Tennessee (2-4-17)
Rebounds: 15, Tennessee (2-4-17)
Assists: 2, UTEP (11-20-16)
Blocks: 6, FAMU (11-18-17)
Steals: 1, 2x, last vs Auburn (2-7-17)
Minutes: 32, Tennessee (2-4-17)

2017-18 Game-By-Game

Opponent	MIN	FG	Pct.	3FG	Pct.	FT	Pct.	O-D-R	PF	A	TO	B	S	PTS
N10 Alabama State	13	2-5	.400	0-0	.000	1-2	.500	2-0-2	4	0	3	0	0	5
N18 Florida A&M	14	0-1	.000	0-0	.000	0-0	.000	0-1-1	0	0	3	6	0	0
N20 Green Bay														
N22 Stephen F. Austin														
N26 Jacksonville State														
N30 North Dakota State														
D3 Dayton														
D9 North Georgia														
D12 Cincinnati														
D16 UT Martin														
D20 Little Rock														
D23 Southern Miss														
D30 North Florida														
J2 Arkansas														
J6 Ole Miss														
J10 Florida														
J13 Auburn														
J16 Vanderbilt														
J20 Alabama														
J23 Kentucky														
J27 Missouri														
J31 South Carolina														
F3 Georgia														
F6 Alabama														
F10 Missouri														
F14 Vanderbilt														
F17 Ole Miss														
F20 Texas A&M														
F24 South Carolina														
F27 Tennessee														
M3 LSU														

Herard's Notes . . .

-Came off the bench and had 5 points against Alabama State in season opener.

-Had a career-high 6 blocked shots against FAMU.

CAREER STATS FOR SCHNIDER HERARD

Year	GP-GS	Min/Avg	FG-FGA	Pct	3FM-3GA	Pct	FT-FTA	Pct	Rebs	PF-D	Asst	TO	Blk	Stl	Pts/Avg
2016-17	32-19	595/18.6	56-102	.549	0-0	.000	51-103	.495	159-5.0	68-1	7	48	8	3	163/5.1
2017-18	2-0	27/13.5	2-6	.333	0-0	.000	1-2	.500	3-1.5	4-0	0	6	6	0	5/2.5
Totals	34-19	622/18.3	58-108	.537	0-0	.000	52-105	.495	162-4.8	72-1	7	54	14	3	168/4.9

35 ARIC HOLMAN



Junior | Forward

6-10 | 225

Owensboro, KY

Owensboro HS

Season Highs

Points: 18, Alabama State (11-10-17)
FGM: 6, Alabama State (11-10-17)
FGA: 11, Alabama State (11-10-17)
3FGM: 2, Alabama State (11-10-17)
3FGA: 4, Alabama State (11-10-17)
FTM: 4, Alabama State (11-10-17)
FTA: 5, Alabama State (11-10-17)
Rebounds: 11, Alabama State (11-10-17)
Assists:
Blocks: 2, FAMU (11-18-17)
Steals: 1, Alabama State (11-10-17)
Minutes: 21, Alabama State (11-10-17)

Career Highs

Points: 18, twice, last vs. Ala. St. (11-10-17)
FGM: 8, UTEP (11-20-16)
FGA: 13, Boise State (11-18-16)
3FGM: 1, twice, last vs. Norfolk St. (11-17-16)
3FGA: 4, Boise State (11-18-16)
FTM: 7, LSU (1-7-17)
FTA: 9, LSU (1-7-17)
Rebounds: 11, 3x, last vs. Alabama State (11-10-17)
Assists: 4, Arkansas (2-9-16)
Blocks: 5, twice, last vs. NWST (11-28-16)
Steals: 2, 3x, last vs. Oregon State (12-1-16)
Minutes: 33, TAMU (1-14-17)

2017-18 Game-By-Game

Opponent	MIN	FG	Pct.	3FG	Pct.	FT	Pct.	O-D-R	PF	A	TO	B	S	PTS
N10 Alabama State	21	6-11	.545	2-4	.500	4-5	.800	3-8-11	1	0	1	0	1	18
N18 Florida A&M	*	18	2-2	1-1	1.000	0-0	.000	2-4-6	1	0	2	2	1	5
N20 Green Bay														
N22 Stephen F. Austin														
N26 Jacksonville State														
N30 North Dakota State														
D3 Dayton														
D9 North Georgia														
D12 Cincinnati														
D16 UT Martin														
D20 Little Rock														
D23 Southern Miss														
D30 North Florida														
J2 Arkansas														
J6 Ole Miss														
J10 Florida														
J13 Auburn														
J16 Vanderbilt														
J20 Alabama														
J23 Kentucky														
J27 Missouri														
J31 South Carolina														
F3 Georgia														
F6 Alabama														
F10 Missouri														
F14 Vanderbilt														
F17 Ole Miss														
F20 Texas A&M														
F24 South Carolina														
F27 Tennessee														
M3 LSU														

Holman's Notes . . .

-In season opener against Alabama, tied career highs with 18 points and 11 rebounds.

-Now has three double-doubles for his career.

-Earned first start of the season against FAMU.

CAREER STATS FOR ARIC HOLMAN

Year	GP-GS	Min/Avg	FG-FGA	Pct	3FM-3GA	Pct	FT-FTA	Pct	Rebs	PF-D	Ast	TO	Blk	Stl	Pts/Avg
2015-16	21-3	194/9.2	18-44	.409	2-13	.154	1-6	.167	39-1.9	37-2	8	16	14	2	39/1.9
2016-17	32-26	747/23.3	104-210	.495	12-49	.245	49-75	.653	193-6.0	79-4	20	54	64	21	269/8.4
2017-18	2-1	39/19.5	8-13	.615	3-5	.600	4-5	.800	17-8.5	2-0	0	3	2	2	23/11.5
Totals	55-30	980/17.8	130-267	.487	17-67	.254	54-86	.628	249-4.5	118-6	28	73	80	25	331/6.0

45 E.J. DATCHER



Sophomore | Center

6-10 | 240

Hapersville, AL

Vincent HS

Season Highs

Points: 11, Alabama State (11-10-17)
FGM: 2, FAMU (11-18-17)
FGA: 4, Alabama State (11-10-17)
3FGM:
3FGA:
FTM: 9, Alabama State (11-10-17)
FTA: 9, Alabama State (11-10-17)
Rebounds: 4, Alabama State (11-10-17)
Assists: 2, FAMU (11-18-17)
Blocks:
Steals:
Minutes: 15, Alabama State (11-10-17)

Career Highs

Points: 11, Alabama State (11-10-17)
FGM: 2, (LSU 1-7-17)
FGA: 4, twice, last vs. Alabama St. (11-10-17)
3FGM:
3FGA:
FTM: 9, Alabama State (11-10-17)
FTA: 9, Alabama State (11-10-17)
Rebounds: 7, Norfolk State, (11-11-16)
Assists:
Blocks: 3, 2x, last vs South Carolina (2-28-17)
Steals: 2, Kentucky (1-17-17)
Minutes: 15, twice, last vs. Ala. St. (11-10-17)

2017-18 Game-By-Game

Opponent	MIN	FG	Pct.	3FG	Pct.	FT	Pct.	O-D-R	PF	A	TO	B	S	PTS
N10 Alabama State *	15	1-4	.250	0-0	.000	9-9	1.000	1-3-4	5	0	1	0	0	11
N18 Florida A&M	13	2-3	.667	0-0	.000	3-3	1.000	0-3-3	1	2	0	0	0	7
N20 Green Bay														
N22 Stephen F. Austin														
N26 Jacksonville State														
N30 North Dakota State														
D3 Dayton														
D9 North Georgia														
D12 Cincinnati														
D16 UT Martin														
D20 Little Rock														
D23 Southern Miss														
D30 North Florida														
J2 Arkansas														
J6 Ole Miss														
J10 Florida														
J13 Auburn														
J16 Vanderbilt														
J20 Alabama														
J23 Kentucky														
J27 Missouri														
J31 South Carolina														
F3 Georgia														
F6 Alabama														
F10 Missouri														
F14 Vanderbilt														
F17 Ole Miss														
F20 Texas A&M														
F24 South Carolina														
F27 Tennessee														
M3 LSU														

Datcher's Notes . . .

-Earned his first-career start against Alabama State and responded with a career-high 11 points.

-He is 12-12 from the free throw line this season.

CAREER STATS FOR E.J. DATCHER

Year	GP-GS	Min/Avg	FG-FGA	Pct	3FM-3GA	Pct	FT-FTA	Pct	Rebs	PF-D	Ast	TO	Blk	Stl	Pts/Avg
2016-17	31-0	228/7.4	13-32	.406	0-0	.000	5-9	.556	47-1.5	59-1	1	9	18	6	31/1.0
2017-18	2-1	28/14.0	3-7	.429	0-0	.000	12-12	1.000	7-3.5	6-1	2	1	0	0	18/9.0
Totals	33-1	256/7.8	16-39	.410	0-0	.000	17-21	.810	54-1.6	65-2	3	10	18	6	49/1.5

Exhibition — Oct. 22, 2017

Nebraska 78
Mississippi State 63

Humphrey Coliseum • Starkville, MS

Nebraska		FG	3FG	FT	RB	PF	PT	A	Min
Copeland	f	2-10	0-6	0-0	7	3	4	0	26
Tshimanga	c	5-8	0-0	1-1	6	3	11	1	16
Watson	g	4-10	2-6	1-2	2	2	11	5	32
Taylor	g	3-5	1-2	2-3	3	3	9	3	28
Palmer	g	5-6	2-3	5-6	1	1	17	0	23
Okeke		2-2	0-0	0-0	3	4	4	0	11
McVeigh		2-6	2-5	2-2	3	1	8	2	20
Allen		0-1	0-0	0-0	0	0	0	0	5
Gill		2-5	1-2	1-1	0	1	6	3	14
Borchardt		2-3	0-0	0-0	2	1	4	0	9
TOTALS		28-62	8-27	12-15	37	22	76	16	200

Mississippi State

Player		FG	3FG	FT	RB	PF	PT	A	Min
Holman	f	2-5	0-1	1-1	1	0	5	0	17
Herard	c	2-3	0-0	0-2	5	1	4	0	16
Peters	g	2-10	0-3	4-8	3	3	8	4	22
Stapleton	g	2-8	0-2	3-4	5	1	7	2	24
Q. W'spoon	g	4-13	0-3	1-2	5	2	9	1	25
N. W'spoon		0-2	0-0	2-3	4	4	2	2	19
Wright		4-5	0-1	2-2	4	1	10	2	25
Feazell		5-5	0-0	0-0	2	1	10	0	15
Carter		1-5	1-3	2-2	0	1	5	3	18
Datcher		6-8	0-0	0-0	6	4	12	0	19
TOTALS		28-64	1-13	15-24	38	18	72	14	200

Halftime: UN 48, MSU 32. FG%: 43.8%, UN 45.2%. 3FG%: MSU 7.7%, UN 29.6%. FT%: MSU 62.5%, UN 80.0%. Turnovers: MSU 11 (Feazell 3), UN 16 (Roby 5). Blocked Shots: MSU 8 (Herard 3), UN 5 (Five with 1). Steals: MSU 7 (Q. Weatherspoon 3), UN 3 (Three with 1). Officials: Patrick Evans, Hunter Allen, Erroll Lewis. Attendance: 2,900.

Exhibition — Nov. 2, 2017

Mississippi State 87
West Florida 62

Humphrey Coliseum • Starkville, MS

West Florida		FG	3FG	FT	RB	PF	PT	A	Min
Tidwell	f	2-7	0-1	3-6	6	3	7	1	25
Tucker	f	1-4	0-0	0-0	6	5	2	0	11
Cox	g	3-7	0-3	0-0	3	3	6	0	29
Deng	g	5-15	0-1	1-3	4	1	11	1	30
Thorpe	g	9-13	2-2	1-4	2	1	21	1	39
Jackson		1-7	1-5	2-4	3	2	5	0	21
Carter Jr.		0-0	0-0	1-2	0	1	1	0	5
Henderson		1-3	0-0	0-0	3	0	2	0	9
Flanagan		1-1	0-0	0-1	1	0	2	0	4
Ventoniemi		2-9	0-0	1-3	2	3	5	0	27
TOTALS		28-62	8-27	12-15	37	22	76	16	200

Mississippi State

Player		FG	3FG	FT	RB	PF	PT	A	Min
Herard	c	0-0	0-0	2-2	4	5	2	0	12
Peters	g	4-10	3-7	0-0	2	2	11	6	24
Stapleton	g	4-5	1-2	1-1	2	3	10	0	20
Q. W'spoon	g	5-10	0-1	5-8	8	0	15	1	26
Carter	g	3-11	1-9	1-2	4	0	8	2	28
Wright		2-6	0-2	2-2	7	1	6	2	24
N. W'spoon		6-8	1-2	1-1	2	0	14	3	18
Storm		0-1	0-0	0-0	1	0	0	0	3
Clayton		0-1	0-1	0-0	1	0	0	0	2
Davis		0-0	0-0	0-0	1	0	0	0	2
T.J. Gray		0-0	0-0	0-0	0	0	0	0	2
Feazell		0-1	0-0	0-0	1	5	0	0	8
Holman		8-9	0-0	0-0	6	3	16	1	17
Datcher		2-4	0-0	1-1	7	5	5	0	16
TOTALS		34-66	6-24	13-17	47	24	87	15	200

Halftime: MSU 44, UWF 31. FG%: 51.5%, UWF 37.9%. 3FG%: MSU 25.0%, UWF 25.0%. FT%: MSU 76.5%, UWF 39.1%. Turnovers: MSU 19 (Datcher 4), UWF 16 (Tidwell, Thorpe 3). Blocked Shots: MSU 7 (Holman 3), UWF 0. Steals: MSU 8 (Q. Weatherspoon 4), UWF 5 (Jackson 2). Officials: Sean Casey, Nate Green, Ken Washington. Attendance: 1,711.

Game 1 — Nov. 10, 2016

Mississippi State
Alabama State

Humphrey Coliseum • Starkville, MS

Alabama State		FG	3FG	FT	RB	PF	PT	A	Min
Jones	f	7-11	0-0	2-2	6	2	16	0	33
Johnson	c	2-4	0-0	3-6	6	3	7	0	20
Davis	g	1-7	1-5	0-0	2	0	3	2	24
Ewuosho	g	3-6	1-2	1-2	5	3	8	2	23
Rogers	g	0-3	0-2	0-0	1	4	0	0	7
Johnson		0-3	0-1	0-0	1	0	0	0	3
Ross		6-11	5-8	0-1	2	2	17	1	24
Gee		1-5	0-2	1-2	1	4	3	0	16
Deneus		3-5	0-0	3-5	7	1	9	1	14
Pichardo		0-1	0-0	0-0	1	1	0	0	5
Wright		0-0	0-1	1-3	4	3	1	0	5
LeFlore		2-8	0-5	0-1	3	2	4	2	20
Rogers		0-2	0-0	0-0	0	1	0	0	6
TOTALS		25-67	7-26	11-22	41	26	68	8	200

Mississippi State

Player		FG	3FG	FT	RB	PF	PT	A	Min
Stapleton	f	0-0	0-0	0-0	1	0	0	0	5
Datcher	c	1-4	0-0	9-9	4	5	11	0	15
N. W'spoon	g	3-8	1-1	4-4	3	0	11	3	25
Peters	g	2-8	0-5	3-4	4	1	7	7	29
Q. W'spoon	g	8-9	0-1	1-3	8	3	17	1	22
Wright		5-8	1-3	1-2	6	3	12	2	28
Storm		0-2	0-0	0-0	3	1	0	0	4
Clayton		0-0	0-0	0-0	0	0	0	0	2
Davis		0-1	0-1	1-2	0	0	1	1	2
Singleton		1-2	1-2	0-0	1	0	3	0	5
Gray		0-0	0-0	0-0	0	1	0	0	2
Carter		3-6	2-3	3-4	1	0	11	2	27
Herar		2-5	0-0	1-2	2	4	5	0	13
Holman		6-11	2-4	4-5	11	1	18	0	21
TOTALS		31-64	7-20	27-35	47	19	96	16	200

Halftime: MSU 58, ASU 31. FG%: 56.3%, ASU 32.3%. 3FG%: MSU 50.0%, ASU 33.3%. FT%: MSU 76.2%, ASU 50.0%. Turnovers: MSU 14 (Peters 4), ASU 17 (Ewuosho 4). Blocked Shots: MSU 4 (Peters 2), ASU 1 (B. Johnson). Steals: MSU 7 (Q. W'spoon, Stapleton 2), ASU 6 (Ewuosho 2). Officials: Terry Moore, Don Daily, Ken Washington. Attendance: 6,811.

Game 2 — Nov. 18, 2017

Mississippi State 79
Florida A&M 48

Humphrey Coliseum • Starkville, MS

Florida A&M

Player		FG	3FG	FT	RB	PF	PT	A	Min
Williams	f	5-20	0-2	4-6	8	3	14	0	35
Martin	c	3-6	0-0	1-2	5	1	7	0	33
Mayer	g	0-1	0-1	0-0	2	1	0	2	21
Myles	g	0-2	0-0	0-0	2	1	0	0	4
Barham	g	5-15	3-9	2-2	5	1	15	0	34
Severado		0-2	0-0	0-0	5	1	0	1	19
Reaves		2-5	1-3	0-0	1	2	5	2	16
Bowman		0-1	0-1	0-0	1	0	0	1	5
Core		2-4	1-1	0-0	3	0	5	0	12
Harrell		1-5	0-0	0-2	4	0	2	0	13
Ravenel		0-3	0-2	0-0	2	1	0	0	8
TOTALS		18-64	5-19	7-12	42	11	48	6	200

Mississippi State

Player		FG	3FG	FT	RB	PF	PT	A	Min
Ado	f	6-7	0-0	0-0	8	1	12	0	23
Holman	f	2-2	1-1	0-0	6	1	5	0	18
N. W'spoon	g	5-10	1-3	1-3	5	1	12	5	32
Peters	g	5-12	1-7	1-1	1	3	12	5	23
Q. W'spoon	g	5-9	1-4	1-2	6	1	12	4	31
Storm		0-0	0-0	0-0	1	0	0	0	3
Clayton		0-0	0-0	0-0	0	0	0	0	2
Davis		0-2	0-1	0-0	0	1	0	0	3
Singleton		2-3	0-1	0-0	0	0	4	1	5
Gray		1-1	1-1	0-0	0	1	3	0	3
Feazell		1-2	0-1	0-0	5	1	2	0	7
Carter		4-10	2-5	0-0	0	0	10	2	23
Herard		0-1	0-0	0-0	1	0	0	0	14
Datcher		2-3	0-0	3-3	3	1	7	2	13
TOTALS		33-62	7-24	6-9	38	11	79	19	200

Halftime: MSU 28, FAMU 17. FG%: 53.2%, FAMU 28.1%. 3FG%: MSU 29.2%, FAMU 26.3%. FT%: MSU 66.7%, FAMU 58.3%. Turnovers: MSU 17 (Q. W'spoon 4), FAMU 24 (Williams 7). Blocked Shots: MSU 13 (Ado 3), FAMU 2 (Martin 2). Steals: MSU 9 (Peters 4), FAMU 4 (Four players with 1). Officials: Anthony Jordan, Jason Baker, Erroll Lewis. Attendance: 6,132.

Game 3 — Nov. 20, 2017

Mississippi State
Green Bay

Humphrey Coliseum • Starkville, MS

Game 4 — Nov. 22, 2017

Mississippi State
Stephen F. Austin

Humphrey Coliseum • Starkville, MS

2017-18 Mississippi State Basketball
Mississippi State Combined Team Statistics (as of Nov 18, 2017)
All games

Overall record: 2-0 Conf: 0-0 Home: 2-0 Away: 0-0 Neutral: 0-0

##	Player	gp-gs	min	avg	Total		3-Point		F-Throw		Rebounds				pf	dq	a	to	blk	stl	pts	avg
					fg-fga	fg%	3fg-fga	3fg%	ft-fa	ft%	off	def	tot	avg								
11	Q Weatherspoon	2-2	53	26.5	13-18	.722	1-5	.200	2-5	.400	0	14	14	7.0	4	0	5	7	2	3	29	14.5
02	Eli Wright	1-0	28	28.0	5-8	.625	1-3	.333	1-2	.500	3	3	6	6.0	3	0	2	0	1	0	12	12.0
24	Abdul Ado	1-1	23	23.0	6-7	.857	0-0	.000	0-0	.000	3	4	7	7.0	1	0	0	3	3	1	12	12.0
35	Aric Holman	2-1	39	19.5	8-13	.615	3-5	.600	4-5	.800	5	12	17	8.5	2	0	0	3	2	2	23	11.5
00	Nick Weatherspoon	2-2	57	28.5	8-18	.444	2-4	.500	5-7	.714	0	8	8	4.0	1	0	8	2	1	1	23	11.5
23	Tyson Carter	2-0	50	25.0	7-16	.438	4-8	.500	3-4	.750	1	0	1	0.5	0	0	4	2	0	2	21	10.5
01	Lamar Peters	2-2	52	26.0	7-20	.350	1-12	.083	4-5	.800	0	5	5	2.5	4	0	12	5	2	5	19	9.5
45	E.J. Datcher	2-1	28	14.0	3-7	.429	0-0	.000	12-12	1.000	1	6	7	3.5	6	1	2	1	0	0	18	9.0
13	Nick Singleton	2-0	10	5.0	3-5	.600	1-3	.333	0-0	.000	0	1	1	0.5	0	0	1	0	0	0	7	3.5
34	Schnider Herard	2-0	27	13.5	2-6	.333	0-0	.000	1-2	.500	2	1	3	1.5	4	0	0	6	6	0	5	2.5
22	KeyShawn Feazell	1-0	7	7.0	1-2	.500	0-1	.000	0-0	.000	1	4	5	5.0	1	0	0	1	0	0	2	2.0
15	T.J. Gray	2-0	5	2.5	1-1	1.000	1-1	1.000	0-0	.000	0	0	0	0.0	2	0	0	1	0	0	3	1.5
12	Drew Davis	2-0	5	2.5	0-3	.000	0-2	.000	1-2	.500	0	0	0	0.0	1	0	1	0	0	0	1	0.5
05	Mitchell Storm	2-0	7	3.5	0-2	.000	0-0	.000	0-0	.000	1	3	4	2.0	1	0	0	0	0	0	0	0.0
03	Xavian Stapleton	1-1	5	5.0	0-0	.000	0-0	.000	0-0	.000	0	1	1	1.0	0	0	0	0	0	2	0	0.0
10	Tate Clayton	2-0	4	2.0	0-0	.000	0-0	.000	0-0	.000	0	0	0	0.0	0	0	0	0	0	0	0	0.0
Team											2	3	5									
Total.....		2	400		64-126	.508	14-44	.318	33-44	.750	19	65	84	42.0	30	1	35	31	17	16	175	87.5
Opponents.....		2	400		43-131	.328	12-45	.267	18-34	.529	32	51	83	41.5	37	-	14	41	3	10	116	58.0












TEAM STATISTICS	MS	OPP	Date	Opponent	Score	Att.
SCORING	175	116	11-10-17	ALABAMA STATE	w 96-68	0
Points per game	87.5	58.0	11-18-17	FLORIDA A&M	w 79-48	6132
Scoring margin	+29.5	-	* - Conference game			
FIELD GOALS-ATT	64-126	43-131				
Field goal pct	.508	.328				
3 POINT FG-ATT	14-44	12-45				
3-point FG pct	.318	.267				
3-pt FG made per game	7.0	6.0				
FREE THROWS-ATT	33-44	18-34				
Free throw pct	.750	.529				
F-Throws made per game	16.5	9.0				
REBOUNDS	84	83				
Rebounds per game	42.0	41.5				
Rebounding margin	+0.5	-				
ASSISTS	35	14				
Assists per game	17.5	7.0				
TURNOVERS	31	41				
Turnovers per game	15.5	20.5				
Turnover margin	+5.0	-				
Assist/turnover ratio	1.1	0.3				
STEALS	16	10				
Steals per game	8.0	5.0				
BLOCKS	17	3				
Blocks per game	8.5	1.5				
ATTENDANCE	6132	0				
Home games-Avg/Game	2-3066	0-0				
Neutral site-Avg/Game	-	0-0				

Score by Periods	1st	2nd	Totals
Mississippi State	86	89	175
Opponents	48	68	116

2017-18 Mississippi State Basketball
Mississippi State Game-by-Game Highs (as of Nov 18, 2017)
All games

Opponent	Date	Score	Points	Rebounds	Assists	Steals	Blocked shots
ALABAMA STATE	11-10-17	96-68	18-Aric Holman	11-Aric Holman	7-Lamar Peters	2-Xavian Stapleton Q Weatherspoon	2-Lamar Peters
FLORIDA A&M	11-18-17	79-48	12-Abdul Ado Nick Weatherspoon Lamar Peters Q Weatherspoon	7-Abdul Ado	5-Nick Weatherspoon Lamar Peters	4-Lamar Peters	6-Schnider Herard

2017-18 MISSISSIPPI STATE PLAYER BREAKDOWN

0		Nick Weatherspoon Fr G 6-2 195 Canton, MS	Notes: Made collegiate debut and started against Alabama State and totaled 11 points and 3 assists. 12 points, 5 assists vs. Florida A&M.
		<u>MIN</u> <u>PTS</u> <u>RBS</u> <u>AST</u> <u>FG%</u> <u>3FG%</u> <u>FT%</u> 28.5 11.5 4.0 4.0 .444 .500 .714	
1		Lamar Peters So G 6-0 185 New Orleans, LA	Notes: Had 7 points against Alabama State and tied career high with 7 assists and 2 blocks. 12 points, 5 assists vs. Florida A&M.
		<u>MIN</u> <u>PTS</u> <u>RBS</u> <u>AST</u> <u>FG%</u> <u>3FG%</u> <u>FT%</u> 26.0 9.5 2.5 6.0 .350 .083 .800	
2		Eli Wright So G 6-4 190 Owensboro, KY	Notes: Had a career-high 12 points against Alabama State on 5-8 shooting. Suspended for Florida A&M game.
		<u>MIN</u> <u>PTS</u> <u>RBS</u> <u>STL</u> <u>FG%</u> <u>3FG%</u> <u>FT%</u> 28.0 12.0 6.0 0.0 .625 .333 .500	
3		Xavian Stapleton Jr G 6-6 210 Flora, MS	Notes: Due to a left knee sprain, played just 5 minutes against Alabama State and missed Florida A&M game.
		<u>MIN</u> <u>PTS</u> <u>RBS</u> <u>STL</u> <u>FG%</u> <u>3FG%</u> <u>FT%</u> 5.0 0.0 1.0 2.0 .000 .000 .000	
11		Quinndary Weatherspoon Jr G 6-4 205 Canton, MS	Notes: Totaled 17 points on 8-9 shooting vs. Alabama State. 12 points, 6 rebounds and 4 assists vs. Florida A&M.
		<u>MIN</u> <u>PTS</u> <u>RBS</u> <u>AST</u> <u>FG%</u> <u>3FG%</u> <u>FT%</u> 26.5 14.5 7.0 2.5 .722 .200 .400	
22		KeyShawn Feazell Fr F 6-8 230 New Hebron, MS	Notes: Due to a foot injury, did not play against Alabama State. Made collegiate debut against Florida A&M and had 2 points and 5 rebounds.
		<u>MIN</u> <u>PTS</u> <u>RBS</u> <u>BLK</u> <u>FG%</u> <u>3FG%</u> <u>FT%</u> 7.0 2.0 5.7 --- .500 .000 ---	
23		Tyson Carter So G 6-4 165 Starkville, MS	Notes: Totaled 11 points vs. Alabama State. 10 points vs. Florida A&M.
		<u>MIN</u> <u>PTS</u> <u>RBS</u> <u>AST</u> <u>FG%</u> <u>3FG%</u> <u>FT%</u> 25.0 10.5 0.5 2.0 .438 .500 .750	
24		Abdul Ado Fr F 6-11 250 Lagos, Nigeria	Notes: Due to a quad injury, did not play against Alabama State. In collegiate debut, had 12 points, 7 rebounds and 3 blocked shots vs. Florida A&M.
		<u>MIN</u> <u>PTS</u> <u>RBS</u> <u>BLK</u> <u>FG%</u> <u>3FG%</u> <u>FT%</u> 23.0 12.0 7.0 3.0 .857 --- ---	
34		Schnider Herard So C 6-10 260 Port-Au-Prince, Haiti	Notes: Had 5 points in season open against Alabama State. Career-high 6 blocks vs. Florida A&M.
		<u>MIN</u> <u>PTS</u> <u>RBS</u> <u>BLK</u> <u>FG%</u> <u>3FG%</u> <u>FT%</u> 13.5 2.5 1.5 3.0 .333 --- .500	
35		Aric Holman Jr F 6-10 225 Owensboro, KY	Notes: Had a double-double (3rd career) against Alabama State and tied career highs in points (18) and rebounds (11). 5 points, 6 rebounds and 2 blocks vs. Florida A&M.
		<u>MIN</u> <u>PTS</u> <u>RBS</u> <u>BLK</u> <u>FG%</u> <u>3FG%</u> <u>FT%</u> 19.5 11.5 8.5 1.0 .615 .600 .800	
45		E.J. Datcher So C 6-10 240 Harpersville, AL	Notes: Had a career-high 11 points and earned first-career start against Alabama State and was 9-9 at the foul line. Has made 12-straight free throws.
		<u>MIN</u> <u>PTS</u> <u>RBS</u> <u>BLK</u> <u>FG%</u> <u>3FG%</u> <u>FT%</u> 14.0 9.0 3.5 0.0 .429 --- 1.000	