



Gregg Ellis, Assistant Media Relations Director

Humphrey Coliseum, Room 202 | 55 Coliseum Boulevard

Mississippi State, MS 39762 | Fax: 662.325.3654

Office: 662-325-3595 | Cell: 662-322-0145

E-Mail: gellis@athletics.msstate.edu | www.hailstate.com

Twitter: @HailStateMBK; @msusportsgregg; @RickRay1

Facebook: www.facebook.com/HailStateMBK

10 NCAA Appearances | 1 Final Four | 6 SEC Championships | 3 SEC Tournament Titles | 18 Postseason Appearances

At A Glance

When:..... Saturday, Nov. 19, 2013
Where:..... Starkville, Miss.
Venue:..... Dee Glen Smith Spectrum (10,270)
Time:..... 8 p.m. CT
TV:..... None
Talent: N/A
Sirius/XM:..... 135/--
Series:..... MSU leads, 1-0
Last Meeting:..... MSU, 66-64 (12-31-11)

2013-14 Schedule/Results

NOVEMBER

8	PRAIRIE VIEW A&M	W, 71-56
14	KENNESAW STATE	W, 78-55
19	MISSISSIPPI VALLEY STATE	W, 94-72
23	at Utah State	8 pm
27	JACKSON STATE	1 pm

DECEMBER

1	LOYOLA	Noon
	<i>Big 12/SEC Challenge</i>	
5	TCU (ESPN)	6 pm
13	vs. Southeastern Louisiana	7 pm
17	FLORIDA A&M	7 pm
19	FLORIDA GULF COAST (CSS)	8 pm
	<i>Las Vegas Classic</i>	
22	vs. South Florida (CBS Sports Net)	7 pm
23	vs. UNLV/Santa Clara	TBA

JANUARY

2	MARYLAND EASTERN SHORE	7 pm
8	at Kentucky (SEC TV)	7 pm
11	OLE MISS (ESPN)	3 pm
15	at Alabama (SEC TV)	7 pm
18	TEXAS A&M (SEC TV)	11:30 am
22	AUBURN (ESPN3)	7 pm
25	at Ole Miss (SEC TV)	3 pm
30	FLORIDA (ESPN or ESPN2)	6 p.m.

FEBRUARY

1	at Vanderbilt (FSN)	4 pm
5	at Texas A&M (CSS)	8 pm
8	KENTUCKY (SEC TV)	12:30 pm
12	GEORGIA (FSN)	8 pm
15	at Auburn (SEC TV)	12:30 pm
19	at LSU (SEC TV)	7 pm
22	ARKANSAS (SEC TV)	3 pm
26	TENNESSEE (SEC TV)	7 pm

MARCH

1	at Missouri (SEC TV)	12:30 pm
5	at Georgia (CSS)	6 pm
8	SOUTH CAROLINA (SEC TV)	3 pm
12-16	SEC Tournament (SEC TV/ABC/ESPN)	TBA

^ - Tupelo, Miss (BancorpSouth Arena)



MISSISSIPPI STATE Bulldogs (3-0)

Head Coach: Rick Ray

MSU Record: 13-22, 2nd year

Career Record: Same

Record vs. Utah State: First meeting



UTAH STATE Aggies (3-0)

Head Coach: Stew Morrill

USU Record: 369-129, 16th year

Career Record: 587-267, 28th year

Record vs. MSU: 0-1

WHAT TO NOTE AS MSU PLAYS UTAH STATE . . .

- ✓ Mississippi State is 4-4 all-time against teams from the Mountain West Conference.
- ✓ The Bulldogs are looking to start 4-0 for the first time since 2010-11. Since 1993-94, the Bulldogs have been 4-0 six times.
- ✓ Dating back to last season, MSU has now won five-straight home games.
- ✓ MSU has used three different starting lineups so far this season.
- ✓ The 94 points MSU scored against Mississippi Valley State were the second most in the Rick Ray era. Last year, the Bulldogs totaled 97 against New Orleans.
- ✓ Against the Delta Devils, red-shirt freshman **Jacoby Davis** scored his first-career points after missing all of last year and the season opener with a knee injury.
- ✓ **Gavin Ware** has grabbed 15, 10 and 11 rebounds in the first three games, respectively, and has now recorded 10-plus rebounds in three-straight games for the first time in his career. His 12.0 boards rank tied for second in the SEC.
- ✓ Defensively, MSU is yielding just 61.0 points an outing, the third fewest in the SEC. The Bulldogs do lead the league with their 11.0 steals, while **Trivante Bloodman** is tied for 5th with his 2.0 clip.
- ✓ In two of the three games this season, MSU never trailed.
- ✓ All 13 of **Rick Ray's** wins have come with MSU either leading or tied at the half.
- ✓ Dating back to last season, MSU is 5-1 when **Gavin Ware** has 10 or more rebounds.
- ✓ Junior forward **Roquez Johnson** is the only MSU player to score in double-digits all three games this season.

MSU'S PROJECTED STARTING 5



Fred Thomas

P: 12.5
R: 2.0
A: 2.0
S: 2.5



Colin Borchert

P: 12.0
R: 4.0
B: 1.7
S: 1.0



Trivante Bloodman

P: 8.7
R: 3.7
A: 2.3
S: 2.0



Gavin Ware

P: 15.7
R: 12.0
B: 0.3
S: 1.3



Craig Sword

P: 9.7
R: 4.0
A: 2.7
S: 0.7

2013-14 MEN'S BASKETBALL NOTES

Statistical Comparison

2013-14 Stats	MSU	USU
2013-14 Record.....	3-0	3-0
Conference Record	0-0	0-0
Scoring	81.0	79.7
Scoring Defense	61.0	62.0
Scoring Margin	+20.0	+17.7
Field Goal Pct.	47.1	49.4
Opp. FG Pct.	43.8	38.1
3-Point FG Pct.	34.7	46.0
Opp. 3-Point FG Pct.	25.5	22.8
Free Throw Pct.	63.0	76.3
Opp. FT Pct.	69.2	75.0
Rebounding Average	41.7	40.0
Opp. Rebounding Avg.	29.0	28.7
Rebound Margin	+12.7	+11.3
Assists	15.3	17.3
Turnovers	14.7	9.7
Turnover Margin	+6.3	-1.3
Steals.....	11.0	3.0
Blocked Shots.....	3.0	4.0

Statistical Leaders
Scoring

MSU	PPG	OPP	PPG
Ware	15.7	Clifford	15.0
Thomas.....	12.5	Medlin	13.7

Rebounding

MSU	RPG	OPP	RPG
Ware	12.0	Shaw	7.7
Applewhite	6.0	Butterfield	5.7

Assists

MSU	APG	OPP	APG
Sword	2.7	Davis	3.3
Applewhite	2.7	Roland	2.7

Blocks

MSU	BPG	OPP	BPG
Borchert.....	1.5	Davis	2.0
Three at	0.5	Shaw	1.7

Steals

MSU	SPG	OPP	SPG
Ready	3.0	Davis	1.0
Bloodman	2.0	Six at	0.3

BULLDOGS .500 AGAINST MWC FOES

Mississippi State travels to Utah State with a 4-4 all-time ledger against teams that currently comprise the Mountain West Conference.

The Aggies are the last MWC team MSU has faced, claiming a 66-64 two years ago at the Hump in the only other matchup between the two schools.

The Bulldogs could face another MWC team in late December against UNLV in the Las Vegas Classic depending on both teams' outcomes.

MSU has also faced Wyoming (1-0), Fresno State (1-0), Colorado State (0-1), UNLV (0-1) and San Jose State (1-1).

NOVEMBER DOMINANCE LAST 26 YEARS

Dating back to the 1987-88 season when Richard Williams was overseeing the program, Mississippi State owns a composite ledger of 82-25 (.766) in November. Under **Rick Ray**, the Bulldogs are 5-4.

NEW TREND AGAINST KSU & MVSU

After losing 16-straight games when the opponent shoots 45 percent or better, Mississippi State has now won two straight under the same circumstances.

Against Kennesaw State, MSU won despite the Owls shooting 45.5 percent from the floor.

Then against Mississippi Valley State, the Bulldogs claimed a 94-72 victory with the Delta Devils shooting 47.5 percent (28-59).

SCOUTING UTAH STATE

Utah State upped its record to 3-0 on Saturday with a 71-64 win at UC Santa Barbara.

Preston Medlin paced the Aggies with 18 points, while Spencer Butterfield added 16.

USU won the battle of the boards, 38-25, while Jarred Shaw hauling in a game-high 9.

The Aggies were dominating beyond the arc, hitting 10 of their 21 attempts. Butterfield was 4 of 6 from long range.

LAST TIME OUT FOR MSU . . .

Mississippi State led from start to finish as it remained perfect on the year with a 94-72 victory against Mississippi Valley State on Tuesday.

Gavin Ware recorded his second double-double of the year and the fourth of his career with a career-high 23 points and 11 rebounds

Also scoring in double-digits for MSU were **Colin Borchert** (14), **Craig Sword** (10) and **Roquez Johnson** (12).

The Bulldogs forced 18 turnovers and turned those miscues into 16 points. The defense also collected 10 steals, led by Trivante Bloodman with 4.

MSU which won the battle of the boards, 41-27, dished out 17 assists, led by **Trivante Bloodman's** 5, and had just 11 turnovers.

NEXT TWO UP FOR MSU . . .

JACKSON STATE

WHEN:Wednesday, Nov. 23, 2013
 TIME: 1 p.m.
 WHERE: Starkville, Miss
 TV:None
 SERIES: MSU Leads, 4-0
 LAST MEETING: MSU, 73-45 (12-28,-10)



Loyola

WHEN:Sunday, December 1, 2013
 TIME:Noon
 WHERE: Starkville, Miss.
 TV:None
 SERIES:Loyola Leads, 2-0
 LAST MEETING:Loyola, 59-51 (12-15-12)



LAST TIME VS. UTAH STATE

Official Basketball Box Score -- Game Totals -- Final Statistics

Utah State vs Mississippi State

12-31-11 2 p.m. at Starkville, Miss. (Humphrey Coliseum)



Utah State 64 • 8-6

#	Player		Total		3-Ptr	Rebounds					A	TO	Blk	Stl	Min
			FG-FGA	FG-FGA	FT-FTA	Off	Def	Tot	PF	TP					
21	Morgan Grim	f	5-11	0-0	0-0	3	4	7	3	10	3	1	0	0	29
34	Kyisean Reed	f	3-8	0-0	2-4	0	3	3	4	8	0	0	0	1	26
00	Brockeith Pane	g	5-9	1-2	0-0	1	4	5	5	11	3	5	0	1	30
12	Danny Berger	g	1-4	0-2	0-0	0	2	2	1	2	1	0	0	0	30
13	Preston Medlin	g	5-9	1-4	4-5	0	3	3	0	15	1	1	0	0	29
01	Ben Clifford		3-5	1-2	0-0	1	6	7	2	7	0	1	0	0	14
11	Adam Thoseby		0-1	0-0	0-0	0	0	0	0	0	0	0	0	0	8
14	E.J. Farris		2-3	1-1	0-0	0	2	2	0	5	0	1	0	0	12
15	Mitch Bruneel		2-3	0-0	0-0	0	0	0	1	4	1	0	0	0	11
25	Jordan Stone		1-3	0-0	0-0	0	1	1	1	2	0	0	0	0	11
Team						1	0	1							
Totals			27-56	4-11	6-9	6	25	31	17	64	9	9	0	2	200
FG % 1st Half: 12-28			42.9%	2nd half: 15-28	53.6%	Game: 27-56		48.2%	Deadball						
3FG % 1st Half: 1-6			16.7%	2nd half: 3-5	60.0%	Game: 4-11		36.4%	Rebounds						
FT % 1st Half: 4-4			100.0%	2nd half: 2-5	40.0%	Game: 6-9		66.7%	3						

Mississippi State 66 • 13-2

#	Player		Total			3-Ptr			Rebounds				PF	TP	A	TO	Blk	Stl	Min
			FG-FA	FG-FGA	FT-FTA	Off	Def	Tot											
01	Renardo Sidney	f	6-8	1-1	0-1	4	3	7	3	13	2	0	0	0	23				
23	Arnett Moultrie	f	6-13	0-1	3-5	3	7	10	1	15	0	3	2	0	33				
00	Jalen Steele	g	2-5	2-4	0-0	1	1	2	1	6	1	1	0	0	23				
03	Dee Bost	g	1-10	1-3	2-2	1	1	2	4	5	4	3	0	1	32				
04	Rodney Hood	g	7-16	2-5	0-0	1	5	6	0	16	2	0	0	0	39				
22	Brian Bryant		2-4	0-1	0-2	2	1	3	0	4	1	0	0	0	19				
30	Wendell Lewis		0-2	0-0	0-0	0	3	3	0	0	0	1	1	0	17				
33	DeVile Smith		2-2	1-1	2-2	0	1	1	0	7	4	1	0	1	14				
Team						0	1	1											
Totals			26-60	7-16	7-12	12	23	35	9	66	14	9	3	2	200				
FG % 1st Half: 11-27			40.7%	2nd half: 15-33	45.5%	Game: 26-60		43.3%	Deadball										
3FG % 1st Half: 5-8			62.5%	2nd half: 2-8	25.0%	Game: 7-16		43.8%	Rebounds										
FT % 1st Half: 5-7			71.4%	2nd half: 2-5	40.0%	Game: 7-12		58.3%	2										

Officials: Doug Shows, J.B. Caldwell, Jeff Smith

Technical fouls: Utah State-None, Mississippi State-Dee Bost.

Attendance: 7385

Dee Bost Sets MSU Career Assist Record With 516

Actual Attendance: 4,293

Score by periods	1st	2nd	Total
Utah State	29	35	64
Mississippi State	32	34	66

Last FG - USU 2nd-02:42, MS 2nd-01:25.
Largest lead - USU by 9 1st-11:23, MS by 7 2nd-13:59.

Points	In	Off	2nd	Fast	Bench
Paint	T/O	Chance	Break		
USU	34	12	10	4	18
MS	32	6	12	2	11

Score tied - 11 times.
Lead changed - 9 times.

GAME 15 — DEC. 31, 2011

No. 15 Mississippi State 66
Utah State 64

Humphrey Coliseum • 2 p.m.

Starkville, MS

A pair of Dee Bost free throws with 34 seconds remaining lifted Mississippi State past Utah State 66-64.

MSU survived a game in which neither team led by more than nine points, there were 11 ties and nine lead changes.

Both teams struggled early as the first media timeout was reached with a 2-2 tie. USU inched out to a 16-5 advantage less than nine minutes into the contest.

Smith entered the contest and did provide his team a much-needed spark. Smith scored his seven points in succession with a defensive rebound, layup, 3-point basket and pair of foul shots.

MSU led 32-29 at the break and had the better of it throughout most of the second half. MSU ran its lead to 43-36 with 13:59 left on a jumper by Hood and 3-point basket by Jalen Steele.

The Aggies battled back with an 18-10 run. A Ben Clifford trey placed the visitors on top 54-53 with 7:08 remaining.

USU still held a 64-62 lead on a jumper by Kyisean Reed with 2:42 remaining.

The Bulldogs answered with a putback by Moultrie with 1:25 left. Defensively, MSU forced a turnover and the Bulldogs scored again when Bost drew contact on a shot attempt with 34 seconds left.

Utah State had one last shot but Danny Berger's 3-point shot attempt bounced off the back iron as regulation time expired.

2013-14 MISSISSIPPI STATE NOTES

BULLDOGS ANNOUNCE
NEW SIGNEES

■ Last Wednesday, Rick Ray announced the signing of three future Bulldogs – Demetrius Houston, Oliver Black, and Maurice Dunlap II. Houston is a 6-foot-7 forward out of Carver High School in Montgomery, Ala., the same high school that produced current Bulldogs **Craig Sword** and **Roquez Johnson**. Black is a power forward from Jackson who is currently at IMG Academy in Florida, while Dunlap is a guard from Amanda Elzy High in Greenwood.

MSU TO MAKE APPEARANCE IN LAS VEGAS CLASSIC IN DECEMBER

■ The week of Christmas, Mississippi State will travel to Nevada to participate in the Continental Tire Las Vegas Classic. The Bulldogs open with South Florida and will then play either Santa Clara or UNLV. MSU last played in the Classic in 2001, posting a 3-1 mark with wins against UL-Monroe, Richmond and Illinois-Chicago while losing to Cincinnati.

BULLDOGS 2013-14 ROSTER
FEATURES FEW NEW FACES

■ The Bulldogs roster features just one new scholarship player eligible for this season – freshman point guard I.J. Ready. The Bulldogs also signed Fallou Ndoeye, but he is redshirting this season. Back from injury, though, are redshirt freshman Dre Applewhite and Jacoby Davis, who missed all of last year due to injuries.

BULLDOGS IN THE NBA

■ MSU currently has one player on an NBA roster — Arnett Moultrie.

Moultrie is with the Philadelphia 76ers but is out with an ankle injury until January. Jarvis Varnado, who was with the Miami Heat during their championship run last year, is with the Iowa Energy of the NBADL.

2013-14 MISSISSIPPI STATE PLAYER BREAKDOWN

1




FRED THOMAS • So • G • 6-5 • 206 • Jackson, MS

MIN	PTS	RBS	AST	FG%	3FG%	FT%
28.5	12.5	2.0	2.0	39.1	45.5	40.0

- ❖ Sat out the season opener.
- ❖ Against Kennesaw State, led all scorers with 17 points.
- ❖ Made 5 of his 11 3-point attempts.

2



DRE APPLEWHITE • RFr • G • 6-5 • 217 • Memphis, TN

MIN	PTS	RBS	BLK	FG%	3FG%	FT%
18.7	7.0	6.0	0.3	35.7	33.3	83.3

- ❖ Collegiate debut featured 9 points, 9 boards vs. Prairie View.
- ❖ Sat out all of last year with a knee injury.

3




COLIN BORCHERT • Sr • F • 6-8 • 231 • Phoenix, AZ

MIN	PTS	RBS	AST	FG%	3FG%	FT%
28.0	12.0	4.0	1.7	41.0	40.0	1.000

- ❖ One of four MSU players scoring in double-digits at 12.0 points.
- ❖ Has scored 15 and 14 points the last two games.

4



TRIVANTE BLOODMAN • Jr • G • 6-0 • 182 • Bronx, NY

MIN	PTS	RBS	AST	FG%	3FG%	FT%
23.0	8.7	3.7	2.3	60.0	.000	72.7

- ❖ Had 5 assists vs. MVSU.
- ❖ Totaled 11 points vs. Kennesaw State.
- ❖ Started all 32 games last year and led MSU with 931 minutes.

11



JACOBY DAVIS • RFr • G • 6-1 • 191 • Charlotte, NC

MIN	PTS	RBS	AST	FG%	3FG%	FT%
7.5	3.0	1.0	0.5	50.0	50.0	.000

- ❖ Saw first-career action vs. Kennesaw State.
- ❖ Scored first-career points against MVSU.

15




IJ READY • Fr • G • 5-11 • 170 • North Little Rock, AR

MIN	PTS	RBS	AST	FG%	3FG%	FT%
27.0	7.0	2.5	4.0	50.0	40.0	.000

- ❖ Out 2-4 weeks with strained hamstring suffered against Kennesaw State.
- ❖ Opened collegiate debut with 14 points.

20



GAVIN WARE • So • F • 6-9 • 268 • Starkville, MS

MIN	PTS	RBS	BLK	FG%	3FG%	FT%
26.7	15.7	12.0	0.3	69.2	.000	57.9

- ❖ Totaled second double-double and fourth of career against MVSU.
- ❖ Has had 15, 10 and 11 rebounds in the first three games, respectively.

24



TYSON CUNNINGHAM • Sr • G • 6-3 • 197 • Columbus, MS

MIN	PTS	RBS	AST	FG%	3FG%	FT%
16.7	2.0	1.0	1.0	27.3	.000	.000

- ❖ Lone points came on a basket against Prairie View.
- ❖ Leads MSU with five steals.

25



ROQUEEZ JOHNSON • Jr • F • 6-7 • 210 • Montgomery, AL

MIN	PTS	RBS	AST	FG%	3FG%	FT%
21.3	11.0	5.0	0.7	48.0	.000	56.3

- ❖ Totaled 11 points in season opener and then had 10 against KSU.

32



CRAIG SWORD • So • G • 6-3 • 194 • Montgomery, AL

MIN	PTS	RBS	AST	FG%	3FG%	FT%
23.7	9.7	4.0	2.7	43.3	20.0	40.0

- ❖ Named to the Freshman All-SEC team last season.
- ❖ Second on the team with 7 assists after having 5 against MVSU.

MSU COACH RICK RAY

Head Coach Rick Ray

- On April 1, 2012, Rick Ray was named the 19th head coach in Mississippi State history.
- In his first season at MSU, produced two players to the SEC All-Freshman team — Gavin Ware and Craig Sword.
- On the staff of three different teams that have advanced to the NCAA Tournament — Indiana State, Purdue and Clemson.
- As an assistant at Clemson for two years, the Tigers won 38 games and advanced to the second round of the NCAA Tournament in 2011.
- During his time at Purdue as an assistant, the Boilermakers won 103 games in four years.
- All four teams at Purdue earned a berth in the NCAA Tournament, with the last two advancing to the Sweet 16.
- The 2009 Purdue team won 28 games and the Big 10 Tournament en route to garnering a No. 5 seed.
- While at Purdue, Ray was an assistant with second-year Tennessee coach Cuonzo Martin.
- The 2007 Purdue recruiting was considered one of the tops in the country, earning national rankings of No. 5 and No. 6 by Scout and Rivals, respectively.
- Ray was an assistant at Indiana State for seven years.
- In 2000 and 2001, the Sycamores won 20-plus games and made the NCAA Tournament.
- In 2000, the ISU won the Missouri Valley Conference regular-season title with a 14-4 ledger.
- In 2001, Indiana State won the MVC Tournament before upsetting Oklahoma in the first round of the NCAA Tournament.
- Ray also spent two seasons at Northern Illinois (2005 and 2006).
- Ray's first coaching job was at Nebraska-Omaha.
- Ray and his wife, Breyana, have two sons, Deacon and Mason, and one daughter, Katriece.



Rick Ray Year-By-Year

2012-13	Result	Score
N. 9 at Troy	L	56-53
N. 13 FLORIDA ATLANTIC	W	78-58
N. 19 North Carolina	L	95-49
N. 20 Marquette	L	89-62
N. 21 Texas	L	69-55
N. 27 ALCORN STATE	W	60-52
D. 1 at Providence	L	73-63
D. 4 TEXAS-SAN ANTONIO	W	53-42
D. 15 at Loyola Chicago	L	59-51
D. 22 Central Arkansas (Jackson, MS)	W	79-72
D. 30 ALABAMA A&M	L	59-57
J. 3 NEW ORLEANS	W	97-46
J. 9 SOUTH CAROLINA	W	56-54
J. 12 +at Georgia	W	72-61
J. 16 +ALABAMA	L	75-43
J. 19 +at Tennessee	L	72-57
J. 23 +at Arkansas	L	96-70
J. 26 +FLORIDA	L	82-47
J. 30 +TEXAS A&M	OT	L, 55-49
F. 2 +LSU	L	69-68
F. 6 +at Ole Miss	L	93-75
F. 9 +at Florida	L	83-58
F. 13 +MISSOURI	L	78-36
F. 16 +at LSU	L	80-68
F. 20 +at Alabama	L	64-56
F. 23 +VANDERBILT	L	72-31
F. 27 +at Kentucky	L	85-55
M. 2 +OLE MISS	W	73-67
M. 6 +at South Carolina	L	79-72
M. 9 +AUBURN	OT	W, 74-71
M. 13 South Carolina*	W	70-59
M. 14 Tennessee*	L	69-53

Rick Ray vs. All Opponents

Alabama	0-2
Alabama A&M	0-1
Alcorn State	1-0
Arkansas	0-1
Auburn	1-0
Central Arkansas	1-0
Florida	0-2
Florida Atlantic	1-0
Georgia	1-0
Kennesaw State	1-0
Kentucky	0-1
Loyola Chicago	0-1
LSU	0-2
Marquette	0-1
Mississippi Valley State	1-0
Missouri	0-1
New Orleans	1-0
North Carolina	0-1
Ole Miss	1-1
Prairie View A&M	1-0
Providence	0-1
South Carolina	2-1
Tennessee	0-2
Texas	0-1
Troy	0-1
Texas A&M	0-1
Texas-San Antonio	1-0
Vanderbilt	0-1
TOTAL:	13-22

MSU Under Rick Ray

	2013-14	Total
Leads at Halftime	3-0	11-3
Trails at Halftime		0-19
Is Tied at Halftime		2-0
Shoots 45% or better from the field	2-0	8-3
Shoots less than 45% from the field	1-0	5-19
Opp. shoots less than 45% from the field	1-0	11-6
Opp. shoots 45% or better from the field	2-0	2-16
Outrebounds (or ties) the opponent	3-0	7-5
Outrebounded by the opponent		6-17
Fewer (or ties) TOs than opponent	2-0	8-8
More TOs than opponent	1-0	5-14
Holds opponents to 65 points or less	2-0	9-5
In games decided by 10 points or less		4-8
All Games	3-0	13-22
Home Games	3-0	10-7
Road Games		1-11
Neutral-sites		2-4
Non-SEC Games	3-0	8-7
Non-SEC Home Games	3-0	7-1
Non-SEC Road Games		0-3
Non-SEC Neutral-site Games		1-3
SEC Games		4-14
SEC Home Games		3-6
SEC Road Games		1-8
SEC Tournament		1-1
November Games	3-0	5-4
December Games		2-3
January Games		3-5
February Games		0-8
March Games		3-2
Monday Games		0-1
Tuesday Games	1-0	4-1
Wednesday Games		2-9
Thursday Games	1-0	2-1
Friday Games	1-0	1-1
Saturday Games		4-7
Sunday Games		0-1
Overtime Games		1-1
Television Games		6-20
Games vs. Ranked Opponents		0-4

MISSISSIPPI STATE BASKETBALL

GAME 4: UTAH STATE

GENERAL INFORMATION

Location: _____ Starkville, Mississippi
Founded: _____ February 28, 1878
Enrollment: _____ 20,424
Conference: _____ SEC
Nickname: _____ Bulldogs
Colors: _____ Maroon (PMS 202) & White
Arena: _____ Humphrey Coliseum (10,500)
President: _____ Dr. Mark E. Keenum
Director of Athletics: _____ Scott Stricklin
Faculty Representative: _____ Dr. Steven C. Turner
Web Site: _____ www.hailstate.com
Twitter: _____ @HailStateMBK

BASKETBALL HISTORY

First Year of Basketball: _____ 1908-09
Number of Seasons: _____ 102
All-Time Record: _____ 1,323-1,104
All-Time SEC Record: _____ 559-785
Total Number of Head Coaches: _____ 19
Humphrey Coliseum Record: _____ 391-151
20-Win Seasons: _____ 17
NCAA Tournament Appearances: _____ 10
NCAA Tournament Record: _____ 11-10
NCAA Tournament Final Fours: _____ 1
(1996, lost to Syracuse 77-69 in semis)
NIT Appearances: _____ 8
NIT Record: _____ 7-8
NIT Final Fours: _____ 1
(2007, lost 63-62 to West Virginia in semis)
SEC Championships: _____ 6
(2004, 1991, 1963, 1962, 1961, 1959)
SEC Tournament Championships: _____ 3
(2009, 2002 and 1996)
SEC Tournament Record: _____ 28-49
SEC Western Division Titles: _____ 7
(2010, 2008, 2007, 2004, 2003, 1996, 1995)

BASKETBALL STAFF

Head Coach: _____ Rick Ray
Alma Mater, Year: _____ Grand View College, 1994
Record at MSU/Years: _____ 13-22
Career Record/Years: _____ Same
Phone: _____ 662-325-3800
Assistant Coach: _____ Wes Flanigan
Assistant Coach: _____ Chris Hollender
Assistant Coach: _____ George Brooks
Director of Operations: _____ Adam Gordon
Video Coordinator: _____ Adam Bauman
Strength Coach: _____ Richard Akins
Athletic Trainer: _____ Scotty Johnson
Graduate Manager: _____ Nick Lagroon
Administrative Asst.: _____ Suzanne Cook
Media Relations Contact: _____ Gregg Ellis
Office Phone: _____ 662-325-3595
Cell Phone: _____ 662-322-0145
Fax: _____ 662-325-3654
Email: _____ gellis@athletics.msstate.edu
Twitter: _____ @msusportsgregg

TEAM INFORMATION

2012-13 Overall Record _____ 10-22
2011-12 SEC Record _____ 4-14
SEC Finish: _____ T13th
National Ranking: _____ n/a
Starters Returning/Lost: _____ 5/0
Letterwinners Returning/Lost: _____ 7/3
Newcomers: _____ 7
Roster (Sr./Jr./So./Fr.): _____ (2/3/3/6)

MSU KNOWS HOW TO WIN GAMES AT 'THE HUMP'

Over the course of the last decade, Mississippi State's Humphrey Coliseum has become a difficult venue for opposing teams. Last year, MSU was 7-7 and won its last two against Ole Miss and Auburn.

The Bulldogs have compiled a 37-season composite record of 391-151 (.721) at "The Hump" since Mississippi State's basketball facility opened prior to the 1975-76 campaign.

TRACKING MSU'S HOME SUCCESS UNDER RICK RAY

Season	Overall		SEC		Non-SEC	
	Record	Win %	Record	Win %	Record	Win %
2012-13	7-7	.500	3-6	.333	4-1	.800
2013-14	3-0	1.000			3-0	1.000
Totals	10-7	.588	3-6	.333	7-1	.875

A LOOK AT THE HISTORY OF HUMPHREY COLISEUM



LARGEST CROWDS AT THE HUMP

Crowd	Opponent	Date
10,788	Kentucky	2-16-10
10,735	Ole Miss	2-7-04
10,645	Ole Miss	2-23-02
10,541	Florida	1-7-03
10,458	Auburn	3-2-04
10,437	Alabama	2-21-04
10,432	Alabama	3-5-05
10,432	Kentucky	1-13-04
10,429	Ole Miss	2-15-03
10,421	Ole Miss	1-26-08
10,412	Ole Miss	1-13-09
10,364	Ole Miss	2-9-12
10,338	Florida	1-24-07
10,315	Kentucky	1-9-96

INDIVIDUAL MSU RECORDS AT THE HUMP

Most Points Scored
40, Rickey Brown (Auburn, 3-7-77)

Most Rebounds
24, Wiley Peck (Alabama, 1-27-79)

Most Assists
15, Al Perry (Vanderbilt, 1-29-77)

TEAM MSU RECORDS AT THE HUMP

Most Points Scored
123, Troy State (12-5-95)

Most Rebounds
75, Mississippi Valley St. (11-21-00)

Most Consecutive Wins
14, 1-22-03 to 1-10-04

MISSISSIPPI STATE ROSTER/MEDIA INFORMATION

Media Information

Credentials

◆Media members may obtain both season credentials and game-by-game passes by contacting Gregg Ellis at 662.325.3595.

Radio Network

◆Bulldog fans can catch all of MSU's games on the radio with the veteran broadcast talent of Jim Ellis (play-by-play), along with Bart Gregory serving as the color analyst.

There will also be a 30-minute pregame show featuring first-year coach Rick Ray along with a post-game show as well.

Rick Ray Show

◆In its second year is "Mississippi State Basketball with Rick Ray" a 30-minute television program featuring MSU's second-year coach Rick Ray and his 2013-14 squad.

Hosted by veteran sportscaster Jim Ellis, the weekly show will feature game highlights, player interviews, scouting reports on upcoming opponents and court-side profiles showcasing interesting aspects of the MSU basketball program.

Under the direction of producer/director Bennie Ashford, the 30-minute television program is a production of the Bulldog Sports Network in conjunction with the Mississippi State University Television Center. The first show airs in January.

SEC Teleconference

◆The SEC's weekly teleconference is every Monday and will be coordinated through the SEC media relations office. To participate, contact Craig Pinkerton of the SEC at 205-458-3038. Rick Ray is scheduled for 11:17 a.m. CT.

Social Networking

◆Media and Bulldog fans can follow MSU tweets this year at both @msusportsgregg and @HailStateMBK, in addition to @RickRay1.

You can also follow MSU online at hailstate.com.

2013-14 MISSISSIPPI STATE ROSTER

Numerical Roster

No.	Name	Pos.	Ht.	Wt.	Yr.	Exp.	Hometown
1	Fred Thomas	G	6-5	206	So.	1L	Jackson, MS (Jim Hill HS)
2	Dre Applewhite	G	6-5	217	RFr.	HS	Memphis, TN (Central HS)
3	Colin Borchert	F	6-8	231	Sr.	1L	Phoenix, AZ (East Miss CC)
4	Trivante Bloodman	G	6-0	182	Jr.	1L	Bronx, NY (Olney Central College)
10	Dallas Prater	G	6-3	170	Fr.	HS	Jackson, MS (St. Andrews)
11	Jacoby Davis	G	6-1	191	RFr.	HS	Charlotte, NC (West Charlotte HS)
13	Tevin Moore	G	6-3	185	Jr.	JC	Olive Branch, MS (Northwest CC)
15	I.J. Ready	G	5-11	170	Fr.	HS	Little Rock, AR (Parkview HS)
20	Gavin Ware	F	6-9	268	So.	1L	Starkville, MS (Starkville HS)
24	Tyson Cunningham	G	6-3	197	Sr.	2L	Columbus, MS (Columbus HS)
25	Roquez Johnson	F	6-7	210	Jr.	2L	Montgomery, AL (G.W. Carver HS)
32	Craig Sword	G	6-3	194	So.	1L	Montgomery, AL (G.W. Carver HS)
33	Kyle Dobbs	G	6-6	160	Fr.	HS	Grayson, GA (Grayson HS)

Alphabetical Roster

No.	Name	Pos.	Ht.	Wt.	Yr.	Exp.	Hometown
2	Dre Applewhite	G	6-5	217	RFr.	HS	Memphis, TN (Central HS)
4	Trivante Bloodman	G	6-0	182	Jr.	1L	Bronx, NY (Olney Central College)
3	Colin Borchert	F	6-8	231	Sr.	1L	Phoenix, AZ (East Miss CC)
24	Tyson Cunningham	G	6-3	197	Sr.	2L	Columbus, MS (Columbus HS)
11	Jacoby Davis	G	6-1	191	RFr.	HS	Charlotte, NC (West Charlotte HS)
33	Kyle Dobbs	G	6-6	160	Fr.	HS	Grayson, GA (Grayson HS)
25	Roquez Johnson	F	6-7	210	Jr.	2L	Montgomery, AL (G.W. Carver HS)
13	Tevin Moore	G	6-3	185	Jr.	JC	Olive Branch, MS (Northwest CC)
10	Dallas Prater	G	6-3	170	Fr.	HS	Jackson, MS (St. Andrews)
15	I.J. Ready	G	5-11	170	Fr.	HS	Little Rock, AR (Parkview HS)
32	Craig Sword	G	6-3	194	So.	1L	Montgomery, AL (G.W. Carver HS)
1	Fred Thomas	G	6-5	206	So.	1L	Jackson, MS (Jim Hill HS)
20	Gavin Ware	F	6-9	268	So.	1L	Starkville, MS (Starkville HS)

HEAD COACH:

Rick Ray (Grand View College [IA], 1994; 2nd year)

ASSISTANTS:

Wes Flanigan (Auburn, 1997; 2nd year)

Chris Hollender (Evansville, 1998; 2nd year)

George Brooks (Mississippi State, 1997; 4th year)

OPERATIONS:

Adam Gordon (Tampa, 2006; 2nd year)

STRENGTH & CONDITIONG:

Richard Akins

TRAINER:

Scotty Johnson

Pronunciation Guide

TRIVANTE BLOODMAN: TRA-VON-TAY
COLIN BORCHERT: BORE-CHERT

MISSISSIPPI STATE BY THE NUMBERS

GAME-BY-GAME SPECIALTY STATS (MSU First)					
<i>Opponent</i>	<i>Bench</i>	<i>Paint</i>	<i>Off TO</i>	<i>2nd Chance</i>	<i>Fast Break</i>
Prairie View	20/23	42/26	26/12	17/12	6/6
Kennesaw State	24/15	34/24	27/13	12/6	18/2
Mississippi Valley	31/19	54/36	16/6	13/7	18/6
Utah State					
Jackson State					
Loyola					
TCU					
SE Louisiana					
Florida A&M					
Florida Gulf Coast					
South Florida					
UNLV/Santa Clara					
Maryland E. Shore					
Kentucky					
Ole Miss					
Alabama					
Texas A&M					
Auburn					
Ole Miss					
Florida					
Vanderbilt					
Texas A&M					
Kentucky					
Georgia					
Auburn					
LSU					
Arkansas					
Tennessee					
Missouri					
Georgia					
South Carolina					
SEC Tournament					

GAME-BY-GAME LEAD/DEFICIT			
<i>Opponent</i>	<i>Largest Lead</i>	<i>Largest Deficit</i>	<i>Final Score</i>
Prairie View	16 (45-29, 2nd)	Never Trailed	W, 71-56
Kennesaw State	23 (78-55, 2nd)	4 (14-18, 1st)	W, 78-55
Mississippi Valley	27 (93-66, 2nd)	Never Trailed	W, 94-72
Utah State			
Jackson State			
Loyola			
TCU			
SE Louisiana			
Florida A&M			
Florida Gulf Coast			
South Florida			
UNLV/Santa Clara			
Maryland E. Shore			
Kentucky			
Ole Miss			
Alabama			
Texas A&M			
Auburn			
Ole Miss			
Florida			
Vanderbilt			
Texas A&M			
Kentucky			
Georgia			
Auburn			
LSU			
Arkansas			
Tennessee			
Missouri			
Georgia			
South Carolina			
SEC Tournament			

.....

MISSISSIPPI STATE BY THE NUMBERS

MSU'S 2013-14 RECORD WHEN . . .

Leads at Halftime	3-0
Trails at Halftime	0-0
Is Tied at Halftime	0-0
Shoots 45% or better from the field	2-0
Shoots less than 45% from the field	1-0
Opp. shoots less than 45% from the field	1-0
Opp. shoots 45% or better from the field	2-0
Outrebounds (or ties) the opponent	3-0
Outrebounded by the opponent	0-0
Fewer (or ties) TOs than opponent	2-0
More TOs than opponent	1-0
Holds opponents to 65 points or less	2-0
In games decided by 10 points or less	0-0

MSU'S 2013-14 RECORD IN . . .

All Games	3-0
Home Games	3-0
Road Games	0-0
Neutral-sites	0-0
Non-SEC Games	3-0
Non-SEC Home Games	3-0
Non-SEC Road Games	0-0
Non-SEC Neutral-site Games	0-0
SEC Games	0-0
SEC Home Games	0-0
SEC Road Games	0-0
SEC Tournament	0-0
November Games	3-0
December Games	0-0
January Games	0-0
February Games	0-0
March Games	0-0
Monday Games	0-0
Tuesday Games	1-0
Wednesday Games	0-0
Thursday Games	1-0
Friday Games	1-0
Saturday Games	0-0
Sunday Games	0-0
Overtime Games	0-0
Television Games	0-0
Games vs. Ranked Opponents	0-0

MISC. 2013-14 TEAM STATS

Largest Lead Surrendered in Loss:	
Largest Deficit Overcome in Win:	4, Kennesaw State (11-14-13)
Largest Lead at Anytime:	27, Mississippi Valley State (11-19-13)
Largest Deficit Anytime:	4, Kennesaw State (11-14-13)

MISCELLANEOUS MSU INDIVIDUAL STATISTICS

Games Scoring in Double Figures:	Johnson 3, Ware 2, Ready, Borchert 2, Thomas, Bloodman, Sword
Games Scoring 20-plus Points:	Ware
Games Scoring 30-plus Points:	
Games Rebounding in Double Figures:	Ware 3
Games With Double Figures in Assists:	
Games With Double-Doubles:	Ware 2
Games With Triple-Doubles:	
Games As Team High Scorer (or co-leader):	Ware 2, Thomas
Games As Team High Rebounder (or co-leader):	Ware 3
Games As Team Leader in Assists (or co-leader):	Applewhite, Ready, Bloodman
Games As Team Leader in Steals (or co-leader):	Ready 2, Cunningham, Ware, Thomas, Bloodman
Games As Team Leader in Blocks (or co-leader):	Borchert 3, Applewhite
Games As Team Leader in Turnovers (or co-leader):	Sword 2, Applewhite 2, Thomas

MSU'S RECORD BY STARTING LINEUP

Ready, Applewhite, Sword, Borchert, Ware	1-0
Ready, Thomas, Sword, Borchert, Ware	1-0
Bloodman, Thomas, Sword, Borchert, Ware	1-0

GAME-BY-GAME STARTERS

Opponent	Date	Guard	Guard	Guard	Forward	Forward	Record
Prairie View	11/08/13	Ready	Applewhite	Sword	Borchert	Ware	1-0
Kennesaw State	11/14/13	Ready	Thomas	Sword	Borchert	Ware	2-0
Mississippi Valley	11/19/23	Bloodman	Thomas	Sword	Borchert	Ware	3-0
Utah State							
Jackson State							
Loyola							
TCU							
SE Louisiana							
Florida A&M							
Florida Gulf Coast							
South Florida							
UNLV/Santa Clara							
Maryland E. Shore							
Kentucky							
Ole Miss							
Alabama							
Texas A&M							
Auburn							
Ole Miss							
Florida							
Vanderbilt							
Texas A&M							
Kentucky							
Georgia							
Auburn							
LSU							
Arkansas							
Tennessee							
Missouri							
Georgia							
South Carolina							
SEC Tournament							

2013-14 Win-Loss Differential

Diff.	1	2	3	4	5	6	7	8	9	10	11	12	13	14	15	16	17	18	19	20	21	22	23	24	25+
Won															1								1	1	
Lost																									

MISSISSIPPI STATE BY THE NUMBERS

SEC ROAD RECORDS LAST 16 YEARS

Team	Record	Pct.
1. Kentucky	72-49595
2. Florida	64-57529
3. Tennessee	55-66455
4. Mississippi State	41-80339
5. Vanderbilt	38-83314
6. LSU	37-84306
7. Alabama	36-85289
T8. Georgia	29-92240
T8. Ole Miss	29-92240
10. Auburn	28-93231
11. South Carolina	25-96207
12. Arkansas	24-97198
13. Texas A&M	3-6333
14. Missouri	2-7222

DIFFERENCE BETWEEN WINNING AND LOSING

Wins	Stat	Losses
81.0	Points	-
61.0	Opp. Points	-
+20.0	Scoring Margin	-
47.1%	FG%	-
43.8%	Opp. FG%	-
34.7%	3FG%	-
25.5%	Opp. 3FG%	-
41.7	Rebounds	-
29.0	Opp. Rebounds	-
+12.7	Rebound Margin	-
15.3	Assists	-
14.7	Turnovers	-
11.0	Steals	-
3.0	Blocks	-

MSU Season and Career Totals

	2013-14	Career
Double-Figure Scoring		
Gavin Ware	2 (3-0)	16 (6-9)
Trivante Bloodman	1 (1-0)	7 (2-5)
Roquez Johnson	3 (3-0)	17 (10-7)
Craig Sword	2 (2-0)	17 (9-8)
Fred Thomas	1 (1-0)	16 (6-10)
Colin Borchert	2 (2-0)	15 (7-8)
I.J. Ready	1 (1-0)	1 (1-0)
Cunningham		1 (1-0)
20-Plus Point Games		
Gavin Ware	1 (1-0)	2 (2-0)
Craig Sword		2 (0-2)
Colin Borchert		2 (2-0)
Fred Thomas		1 (1-0)
30-Plus Point Games		
10-Plus Rebound Games		
Gavin Ware	3 (3-0)	6 (5-1)
Colin Borchert		2 (2-0)
Double-Doubles		
Gavin Ware	2 (2-0)	4 (3-1)
Colin Borchert		1 (1-0)
3-Plus 3-Point Games		
Fred Thomas	1 (1-0)	5 (3-2)
Tyson Cunningham		1 (0-1)
Colin Borchert	1 (1-0)	4 (3-1)
10-Plus 3-Point Attempt Games		
Thomas		1 (0-1)
3-Plus Steal Games		
I.J. Ready	2 (2-0)	2 (2-0)
Colin Borchert		3 (2-1)
Fred Thomas	1 (1-0)	9 (5-4)
Craig Sword		8 (4-4)
Roquez Johnson		1 (0-1)
Tyson Cunningham		1 (1-0)
Trivante Bloodman	1 (1-0)	3 (1-2)
Gavin Ware	1 (1-0)	1 (1-0)
5-Plus Block Games		
Ware		1 (0-1)
5-Plus Made Free Throws		
Trivante Bloodman	1 (1-0)	9 (5-4)
Roquez Johnson		8 (4-4)
Craig Sword		5 (3-2)
Fred Thomas		3 (1-2)
Gavin Ware	1 (1-0)	3 (2-1)
Colin Borchert		1 (1-0)

Note: Record in games in ()

THE LAST TIME . . .

THE LAST TIME AN MSU PLAYER ...

Scored 30 or more points in a game:

32, Ravern Johnson vs. Tenn. St. (11-12-10)

Scored 33 or more points in a game:

33, Ravern Johnson vs. Troy (11-26-10)

Scored 34 or more points in a game:

34, Arnett Moultrie vs. UMass (3-13-12)

Scored 35 or more points in a game:

36, Jeff Malone at Ole Miss (2-19-83)

Scored 37 or more points in a game:

39, Jeff Malone vs. Alabama (1-31-83)

Scored 40 or more points in a game:

40, Rickey Brown vs. Auburn (3-7-77)

Scored 20+ points in back-to-back games:

Arnett Moultrie (21 vs. Vanderbilt 1-21-12;
28 vs. LSU 1-25-12)

Scored 20+ points in three-consecutive games:

Arnett Moultrie (20 vs. Troy 12-10-11; 21 vs.
West Va. 12-3-11; 20 vs. N. Texas 11-27-11)

Scored 20+ points in five-consecutive games:

Jeff Malone, 1982-83 (11 consecutive)

Scored 30+ points in back-to-back games:

Jeff Malone (36 at Ole Miss & 30 vs.
Georgia, 1982-83)

Scored 30+ points in three-consecutive games:

Jeff Malone (33 at LSU; 36 at Ole Miss &
30 vs. Georgia, 1982-83)

Made 10 field goals in a game:

10, Arnett Moultrie vs. LSU (1-25-12)

Made 11 field goals in a game:

11, Dee Bost vs. Auburn (2-13-10)

Made 12 field goals in a game:

12, Arnett Moultrie vs. UMass (3-13-12)

Made 13 field goals in a game:

13, Horatio Webster vs. SW Missouri St.
(11-23-97)

Made 14 field goals in a game:

14, Cameron Burns at Georgia (1-17-90)

Made 15 or more field goals in a game:

16, Raymond Brown vs. Florida (3-2-85)

Attempted 20 field goals in a game:

20, Ravern Johnson vs. St. Mary's (12-29-10)

Attempted 21 or more field goals in a game:

21, Dee Bost vs. Kentucky (2-16-10)

Attempted 23 or more field goals in a game:

23, Arnett Moultrie vs. UMass (3-13-12)

Attempted 25 field goals in a game:

25, Chuck Evans at Alabama (3-6-93)

Attempted 26 field goals in a game:

26, Tony Watts at Ole Miss (2-22-92)

Attempted 27 or more field goals in a game:

28, Jeff Malone vs. Vanderbilt (1-8-83)

Made six 3-pointers in a game:

6, Dee Bost vs. Old Dominion (11-28-09)

Made seven 3-pointers in a game:

7, Dee Bost vs. Troy (12-10-11)

Made eight or more 3-pointers in a game:

8, Winsome Frazier vs. UMKC (11-23-04)

Attempted 11 3-pointers in a game:

11, Dee Bost vs. Detroit (12-17-11)

Attempted 12 3-pointers in a game:

12, Ravern Johnson vs. ETSU (12-11-10)

Attempted 13 or more 3-pointers in a game:

13, Dee Bost vs. Troy (12-10-11)

Attempted 16 or more 3-pointers in a game:

17, Darryl Wilson vs. Alabama (3-4-95)

Made 14 or more free throws in a game:

14, Charles Rhodes vs. Oregon (3-21-08)

Made 15 or more free throws in a game:

18, Rich Knarr vs. Auburn (2-19-73)

Attempted 17 free throws in a game:

17, Jarvis Varnado at Houston (12-19-09)

Attempted 18 free throws in a game:

18, Charles Rhodes vs. Oregon (3-21-08)

Attempted 19 free throws in a game:

19, Carl Nichols vs. SE La. (12-1-88)

Had 16 rebounds in a game:

16, Kodi Augustus at Houston (12-19-09)

Had 17 rebounds in a game:

17, Jarvis Varnado at San Diego (12-31-09)

Had 18 or more rebounds in a game:

21, Wesley Morgan vs. SE La. (11-28-05)

Had 22 or more rebounds in a game:

23, Rickey Brown vs. Vanderbilt (12-6-79)

Had 24 or more rebounds in a game:

24, Wiley Peck vs. Alabama (1-27-79)

Had 10 or more offensive rebounds in a game:

11, Arnett Moultrie vs. Northwestern State
(12-22-11)

Had 10 defensive rebounds in a game:

10, Arnett Moultrie vs. Ole Miss (1-18-12)

Had 13 or more defensive rebounds in a game:

13, Colin Borchert (3-9-13)

Had 15 or more defensive rebounds in a game:

15, Jarvis Varnado at San Diego (12-31-09)

Had 10 assists in a game:

10, Dee Bost vs. LSU (1-25-11)

Had 11 assists in a game:

11, Dee Bost vs. Vanderbilt (3-11-11)

Had 13 assists in a game:

13, Dee Bost vs. Ole Miss (2-9-12)

Had 14 assists in a game:

14, Gary Ervin vs. Florida A&M (12-20-04)

Had 15 or more assists in a game:

16, Chuck Evans at UMKC (2-23-93)

Had 10 or more turnovers in a game:

10, Charles Rhodes vs. Nicholls (11-11-06)

Had five or more blocks in a game:

5, Gavin Ware at Loyola (12-15-12)

Had seven blocks in a game:

7, Jarvis Varnado at LSU (2-20-10)

Had eight blocks in a game:

8, Jarvis Varnado vs. Alabama (2-24-10)

Had nine blocks in a game:

9, Jarvis Varnado at Vanderbilt (2-3-10)

Had 10 blocks in a game:

10, Jarvis Varnado vs. Arkansas (1-14-10)

Had 10+ blocks in two consecutive games:

Jarvis Varnado (10 vs. Georgia & 10 vs.
Kentucky, 2007-08)

Had five steals in a game:

5, Fred Thomas vs. USC-SECT (3-13-13)

Had six or more steals in a game:

7, Fred Thomas vs. Florida (1-26-13)

LAST TIME AN MSU TEAM...

Scored 100 or more points:

106 vs. Troy (12-10-11)

Scored 100 or more points in an SEC game:

105 vs. Auburn (3-2-04)

Allowed 100 or more points in an SEC game:

115 at Arkansas (2-20-93)

Allowed 100 or more points in non-SEC play:

101 vs. UMass (3-13-12)

Was held to 52 points or less:

51 at Loyola (12-15-12)

Was held to 50 points:

50 vs. Alabama (2-25-12)

Was held to 49 points or less:

49 vs. Texas A&M (1-30-13)

Was held to 45 points or less:

43 vs. Alabama (1-16-13)

Was held to 40 points or less:

36 vs. Missouri (2-13-13)

Was held to 35 points or less:

31 vs. Vanderbilt (2-23-13)

Held opponent to 59 points or less:

59 vs. South Carolina - SECT (3-13-13)

Held opponent to 56 points or less:

56 at Troy (11-09-12)

Held opponent to 55 points or less:

55 vs. Kennesaw State (11-14-13)

Held opponent to 50 points or less:

46 vs. New Orleans (1-3-13)

Held opponent to 45 points or less:

45 vs. MVSU (12-28-09)

Held opponent to 42 points or less:

42 vs. Texas-San Antonio (12-4-12)

Held opponent to 39 points or less:

39 at LSU (1-9-08)

Shot 50 percent or better from the field:

.522 [35-67] vs. Miss. Valley State (11-19-13)

Shot 55 percent or better from the field:

.565 [35-62] vs. New Orleans (1-3-13)

Shot 60 percent or better from the field:

.604 [29-48] vs. Auburn (2-4-12)

Shot 65 percent or better from the field:

.660 [35-53] vs. Western Kentucky (1-5-09)

Was held to less than 35 percent from the field:

.345 [20-58] vs. Tennessee-SECT (3-14-13)

Was held to less than 30 percent from the field:

.283 [17-60] vs. North Carolina (11-19-12)

Was held to less than 25 percent from the field:

.175 [7-40] vs. Vanderbilt (2-23-13)

Held opp. to 35 percent or less from the field:

.338 [25-74] vs. Ole Miss (3-2-13)

Held opp. to 30 percent or less from the field:

.273 [15-55] vs. Texas-San Antonio (12-4-12)

Opponent shot 50 percent or better:

.518 [29-56], Tennessee-SECT (3-14-13)

Made 35 or more field goals:

35 vs. Mississippi Valley State (11-19-13)

Made 40 or more field goals:

40 vs. Troy (12-10-11)

Attempted 70 or more shots from the field:

71 vs. Troy (12-10-11)

Attempted 80 or more shots from the field:

80 at Alabama (2-21-09)

Attempted just 40 shots from the field:

40 vs. Vanderbilt (2-23-13)

Attempted 39 or fewer shots from the field:

39 vs. Vanderbilt (2-12-05)

Made 10 or more 3-pointers:

11 vs. New Orleans (1-3-13)

Made 12 3-pointers:

12 vs. Auburn (2-4-12)

Made 15 3-pointers:

15 vs. North Carolina A&T (12-12-10)

Made 16 3-pointers:

16 vs. Troy (12-10-11)

Did not make a 3-pointer:

[0-10] vs. South Carolina (1-9-13)

Made just one 3-pointer:

vs. Southeastern Louisiana (11-28-05)

Made just two 3-pointers:

vs. Vanderbilt (2-23-13)

Attempted only 10 3-pointers:

10 vs. South Carolina (1-9-13)

Attempted six 3-pointers or less:

6 at Ole Miss (1-29-03)

Attempted 25 3-pointers:

25 vs. Ole Miss (2-9-12)

Attempted 26 3-pointers:

26 vs. South Carolina (3-5-11)

Attempted 27 or more 3-pointers:

29 vs. Ole Miss (1-18-12)

Attempted 30 or more 3-pointers:

31 vs. Troy (12-10-11)

Attempted 35 or more 3-pointers:

35 vs. Kentucky (2-16-10)

Made 31 or more free throws:

30 vs. Arkansas (1-15-05)

Made 40 or more free throws:

41 vs. LSU (2-11-09)

Made 50 or more free throws:

52 vs. LSU (2-11-09)

Made fewer than five free throws:

4 at Alabama (1-19-08)

Made fewer than four free throws:

3 vs. Baylor (12-28-11)

Made only 1 free throw:

1 at Kentucky (1-13-07)

Attempted 30 or more free throws:

33 vs. Alcorn State (11-27-12)

THE LAST TIME (CONTINUED) . . .

Attempted 35 or more free throws: 37 vs. Ole Miss (3-2-13)	Had 20 or more turnovers: 20 vs. South Carolina (3-6-13)	Had 13 blocked shots: 13 vs. Arkansas (1-14-10)
Attempted 40 or more free throws: 41 vs. Charlotte (11-29-06)	Had 21 or more turnovers: 21 vs. Prairie View (118-13)	Had 14 blocked shots: 14 vs. Texas-Pan American (11-24-09)
Attempted fewer than 10 free throws: 8, vs. Alabama (1-16-13)	Had 22 or more turnovers: 23 vs. Alabama (2-20-13)	Had 16 blocked shots: 16 vs. Georgia (1-12-08)
Had 50 or more rebounds: 51 vs. Prairie View (11-8-13)	Had 25 turnovers: 25 vs. UT Martin (11-17-07)	Had 10 steals: 10 vs. Mississippi Valley State (11-19-13)
Had 55 or more rebounds: 58 vs. Troy (12-10-05)	Had 29 or more turnovers: 29 at Arkansas (1-23-13)	Had 11 steals: 11 vs. Tennessee-SECT (3-14-13)
Had 59 or more rebounds: 59 at Houston (12-19-09)	Had 30 or more turnovers: 31 at Kentucky (1-7-97)	Had 12 steals: 12 vs. South Carolina -SECT (3-13-13)
Had fewer than 25 rebounds: 17 vs. Vanderbilt (2-23-13)	Had 34 or more turnovers: 34 at Evansville (12-17-75)	Had 13 or more steals: 14 vs. South Carolina (1-9-13)
Had 20 or fewer rebounds: 20 vs. Florida (1-26-13)	Had fewer than 10 turnovers: 9 vs. LSU (2-16-13)	Had 15 or more steals: 15 vs. Kennesaw State (11-14-13)
Had 20 or more assists: 20 vs. Louisiana-Monroe (11-21-11)	Had five or fewer turnovers: 5 vs. Florida Atlantic (11-30-10)	Had 17 or more steals: 17 vs. Florida Atlantic (11-13-12)
Had 21 or more assists: 21 vs. Auburn (2-4-12)	Forced 25 or more turnovers 26 vs. Kennesaw State (11-14-13)	Had 20 or more steals: 20 vs. Nicholls State (11-17-01)
Had 25 or more assists: 25 vs. St. Bonaventure (12-05-09)	Had 10 blocked shots: 10 vs. Tennessee (1-12-12)	Had 1 steal or less: 1 vs. Vanderbilt (3-11-11)
Had 30 or more assists: 30 vs. Troy (12-10-11)	Had 11 blocked shots: 11 at Alabama (2-21-09)	
Had Fewer Than 5 Assists: 4, Vanderbilt (2-23-13)	Had 12 blocked shots: 12 vs. Troy (11-26-10)	

CHARTING THE BULLDOGS

Dunks

Gavin Ware	3
Roquez Johnson	1
Craig Sword	1
Colin Borchert	1

Charges Drawn

Fred Thomas	2
Tyson Cunningham	2
Craig Sword	1

Point Distribution (%)

Senior	42 (17.3 percent)
Junior	59 (24.3 percent)
Sophomore	101 (41.6 percent)
Freshman	41 (16.8 percent)

TOTAL: 243

First Sub

Trivante Bloodman	1
Roquez Johnson	2
Tyson Cunningham	1

Scored First Points

Dre Applewhite	1
Colin Borchert	1
Gavin ware	1

How First Points Were Scored

3-pointer	1
Jumper	2
Layup	
Dunk	
Free Throw	

Final Three Minutes From FT Line

Trivante Bloodman	2-2
Craig Sword	2-2
Applewhite	1-1

TOTAL 5-5

1 FRED THOMAS



Sophomore • Guard

6-5 • 206

JACKSON, MS

Jim Hill High School

Things To Note . . .

Did not play against Prairie View due to an NCAA-mandated one-game suspension. ... Responded by scoring a game-high 17 points against Kennesaw State.

2013-14 Game-By-Game

Opponent	MIN	FG	Pct.	3FG	Pct.	FT	Pct.	O-D-R	PF	A	TO	B	S	PTS
N8 Prairie View	-DNP-													
N14 Kennesaw State	30	6-14	.429	4-8	.500	1-4	.250	2-1-3	3	3	0	1	3	17
N19 Mississippi Valley State	27	3-9	.333	1-3	.333	1-1	1.000	0-1-1	2	1	3	0	2	8
N23 Utah State														
N27 Jackson State														
D1 Loyola														
D5 TCU														
D13 Southeastern Louisiana														
D17 Florida A&M														
D19 Florida Gulf Coast														
D22 South Florida														
D23 TBA														
J2 Maryland-Eastern Shore														
J8 Kentucky														
J11 Ole Miss														
J15 Alabama														
J18 Texas A&M														
J22 Auburn														
J25 Ole Miss														
J30 Florida														
F1 Vanderbilt														
F5 Texas A&M														
F8 Kentucky														
F12 Georgia														
F15 Auburn														
F19 LSU														
F22 Arkansas														
F26 Tennessee														
M1 Missouri														
M5 Georgia														
M8 South Carolina														
M13 SECT														

Season & MSU Highs

Points

Season: 17, Kennesaw State (11-14-13)
 Career: 21, South Carolina (3-13-13)

Field Goals Made

Season: 6, Kennesaw State (11-14-13)
 Career: 6, six times,
 last vs. Kennesaw State (11-14-13)

Field Goals Attempted

Season: 14, Kennesaw State (11-14-13)
 Career: 15, Marquette (11-20-12)

3-Point FG Made

Season: 4, Kennesaw State (11-14-13)
 Career: 4, three times,
 last vs. Kennesaw State (11-14-13)

3-Point FG Attempted

Season: 8, Kennesaw State (11-14-13)
 Career: 10, twice,
 last vs. Providence (12-1-12)

Free Throws Made

Season: 1, twice,
 last vs. MVSU (11-19-13)
 Career: 8, Florida (1-26-13)

Free Throws Attempted

Season: 4, Kennesaw State (11-14-13)
 Career: 9, Florida (1-26-13)

Rebounds

Season: 3, Kennesaw State (11-14-13)
 Career: 7, Central Arkansas (12-22-12)

Assists

Season: 3, Kennesaw State (11-14-13)
 Career: 4, twice,
 last vs. South Carolina (3-6-13)

Blocks

Season: 1, Kennesaw State (11-14-13)
 Career: 3, three times,
 last vs. South Carolina (3-13-13)

Steals

Season: 3, Kennesaw State (11-14-13)
 Career: 7, Florida (1-26-13)


Minutes

Season: 30, Kennesaw State (11-14-13)
 Career: 37, Texas (11-21-12)

CAREER STATS For FRED THOMAS

Year	GP-GS	Min/Avg	FG-FGA	Pct	3FM-3GA	Pct	FT-FTA	Pct	Rebs	PF-D	Ast	TO	Blk	Stl	Pts/Avg
2012-13	32-19	917/28.7	103-314	.328	41-172	.238	62-78	.795	112-3.5	45-1	43	49	27	56	309/9.7
2013-14	2-2	57/28.5	9-23	.391	5-11	.455	2-5	.400	4-2.0	5-0	4	3	1	5	25/12.5
TOTALS	34-21	974/28.6	112-337	.332	46-183	.251	64-83	.771	116-3.4	50-1	47	52	28	61	334/9.8

2 DRE APPLEWHITE



Freshman • Guard

6-5 • 217

Memphis, TN

Central High School

Things To Note . . .

Started first-career game against Prairie View, while registering nine points and nine rebounds. ... Tied a career-high with nine points against Mississippi Valley State, while also collecting seven rebounds.

2013-14 Game-By-Game

Opponent	MIN	FG	Pct.	3FG	Pct.	FT	Pct.	O-D-R	PF	A	TO	B	S	PTS
N8 Prairie View	25	2-8	.250	1-2	.500	4-4	1.000	5-4-9	2	4	3	1	0	9
N14 Kennesaw State	11	1-3	.333	0-1	.000	1-2	.500	2-0-2	2	1	3	0	0	3
N19 Mississippi Valley State	20	2-3	.667	0-0	.000	5-6	.833	3-4-7	2	3	3	0	1	9
N23 Utah State														
N27 Jackson State														
D1 Loyola														
D5 TCU														
D13 Southeastern Louisiana														
D17 Florida A&M														
D19 Florida Gulf Coast														
D22 South Florida														
D23 TBA														
J2 Maryland-Eastern Shore														
J8 Kentucky														
J11 Ole Miss														
J15 Alabama														
J18 Texas A&M														
J22 Auburn														
J25 Ole Miss														
J30 Florida														
F1 Vanderbilt														
F5 Texas A&M														
F8 Kentucky														
F12 Georgia														
F15 Auburn														
F19 LSU														
F22 Arkansas														
F26 Tennessee														
M1 Missouri														
M5 Georgia														
M8 South Carolina														
M13 SECT														

Season & MSU Highs

Points

Season: 9, twice,
last vs. MVSU (11-19-13)

Field Goals Made

Season: 2, twice,
last vs. MVSU (11-19-13)

Field Goals Attempted

Season: 8, Prairie View (11-8-13)

3-Point FG Made

Season: 1, Prairie View (11-8-13)

3-Point FG Attempted

Season: 2, Prairie View (11-8-13)

Free Throws Made

Season: 5, MVSU (11-19-13)

Free Throws Attempted

Season: 6, MVSU (11-19-13)

Rebounds

Season: 9, Prairie View (11-8-13)

Assists

Season: 4, Prairie View (11-8-13)

Blocks

Season: 1, Prairie View (11-8-13)

Steals

Season: 1, MVSU (11-19-13)

Minutes

Season: 25, Prairie View (11-8-13)

CAREER STATS FOR DRE APPLEWHITE

Year	GP-GS	Min/Avg	FG-FGA	Pct	3FM-3GA	Pct	FT-FTA	Pct	Rebs	PF-D	Asst	TO	Blk	Stl	Pts/Avg
2013-14	3-1	56/18/7	5-14	.357	1-3	.333	10-12	.833	18-6.0	6-0	8	9	1	1	21/7.0

3 COLIN BORCHERT



Senior • Forward

6-8 • 231

Phoenix, AZ

East Mississippi CC

Things To Note . . .

Started 25th career game against Prairie View, scoring seven points. ... Tallied 15 points, four rebounds, and two blocks against Kennesaw State. ... Added 14 points and tied a career-high with four assists against Mississippi Valley State.

2013-14 Game-By-Game

Opponent	MIN	FG	Pct.	3FG	Pct.	FT	Pct.	O-D-R	PF	A	TO	B	S	PTS
N8 Prairie View	24	2-5	.400	1-3	.333	2-2	1.000	2-2-4	3	0	0	1	1	7
N14 Kennesaw State	29	5-13	.385	3-7	.429	2-2	1.000	1-3-4	4	1	2	2	1	15
N19 Mississippi Valley State	31	6-13	.462	2-5	.400	0-0	.000	1-3-4	2	4	1	2	1	14
N23 Utah State														
N27 Jackson State														
D1 Loyola														
D5 TCU														
D13 Southeastern Louisiana														
D17 Florida A&M														
D19 Florida Gulf Coast														
D22 South Florida														
D23 TBA														
J2 Maryland-Eastern Shore														
J8 Kentucky														
J11 Ole Miss														
J15 Alabama														
J18 Texas A&M														
J22 Auburn														
J25 Ole Miss														
J30 Florida														
F1 Vanderbilt														
F5 Texas A&M														
F8 Kentucky														
F12 Georgia														
F15 Auburn														
F19 LSU														
F22 Arkansas														
F26 Tennessee														
M1 Missouri														
M5 Georgia														
M8 South Carolina														
M13 SECT														

Season & MSU Highs

Points

Season: 15, Kennesaw State (11-14-13)
 Career: 21, Ole Miss (3-2-13)

Field Goals Made

Season: 6, MVSU (11-19-13)
 Career: 8, New Orleans (1-3-13)

Field Goals Attempted

Season: 13, twice,
 last vs. MVSU (11-19-13)
 Career: 16, Tennessee (3-14-13)

3-Point FG Made

Season: 3, Kennesaw State (11-14-13)
 Career: 4, Auburn (3-9-13)

3-Point FG Attempted

Season: 7, Kennesaw State (11-14-13)
 Career: 7, three times,
 last vs. Kennesaw State (11-14-13)

Free Throws Made

Season: 2, twice,
 last vs. Kennesaw State (11-14-13)
 Career: 5, Central Arkansas (12-22-12)

Free Throws Attempted

Season: 2, twice,
 last vs. Kennesaw State (11-14-13)
 Career: 8, Central Arkansas (12-22-12)

Rebounds

Season: 4, three times,
 last vs. MVSU (11-19-13)
 Career: 13, Auburn (3-9-13)

Assists

Season: 4, MVSU (11-19-13)
 Career: 4, twice,
 last vs. MVSU (11-19-13)

Blocks

Season: 2, twice,
 last vs. MVSU (11-19-13)
 Career: 4, South Carolina (1-9-13)

Steals

Season: 1, three times,
 last vs. MVSU (11-19-13)
 Career: 5, New Orleans (1-3-13)


Minutes

Season: 31, MVSU (11-19-13)
 Career: 36, Auburn (3-9-13)

CAREER STATS For COLIN BORCHERT

Year	GP-GS	Min/Avg	FG-FGA	Pct	3FM-3GA	Pct	FT-FTA	Pct	Rebs	PF-D	Asst	TO	Blk	Stl	Pts/Avg
2012-13	29-24	783/27.0	100-242	.413	33-98	.337	27-41	.659	146-5.0	83-4	37	66	36	33	260/9.0
2013-14	3-3	84/28.0	13-31	.419	6-15	.400	4-4	1.000	12-4.0	9-0	5	3	5	3	36/12.0
TOTALS	32-27	867/27.1	113-273	.414	39-113	.345	31-45	.689	158-4.9	92-4	42	69	41	36	296/9.3

4 TRIVANTE BLOODMAN



Junior • Guard



Olney Central College

Things To Note . . .

Tallied seven points and six rebounds in 26 minutes against Prairie View. ... Scored 11 points and grabbed two steals in 16 minutes against Kennesaw State. ... Earned his first start of the season against Mississippi Valley State, tallying a game-high five assists and a career-high four steals.

2013-14 Game-By-Game

Opponent	MIN	FG	Pct.	3FG	Pct.	FT	Pct.	O-D-R	PF	A	TO	B	S	PTS
N8 Prairie View	26	3-7	.429	0-0	.000	1-2	.500	2-4-6	4	2	0	0	0	7
N14 Kennesaw State	16	2-3	.667	0-0	.000	7-9	.778	1-2-3	2	0	1	0	2	11
N19 Mississippi Valley State	27	4-5	.800	0-0	.000	0-0	.000	1-1-2	1	5	1	0	4	8
N23 Utah State														
N27 Jackson State														
D1 Loyola														
D5 TCU														
D13 Southeastern Louisiana														
D17 Florida A&M														
D19 Florida Gulf Coast														
D22 South Florida														
D23 TBA														
J2 Maryland-Eastern Shore														
J8 Kentucky														
J11 Ole Miss														
J15 Alabama														
J18 Texas A&M														
J22 Auburn														
J25 Ole Miss														
J30 Florida														
F1 Vanderbilt														
F5 Texas A&M														
F8 Kentucky														
F12 Georgia														
F15 Auburn														
F19 LSU														
F22 Arkansas														
F26 Tennessee														
M1 Missouri														
M5 Georgia														
M8 South Carolina														
M13 SECT														

Season & MSU Highs

Points

Season: 11, Kennesaw State (11-14-13)
 Career: 13, Missouri (2-13-13)

Field Goals Made

Season: 4, MVSU (11-19-13)
 Career: 4, four times,
 last vs. MVSU (11-19-13)

Field Goals Attempted

Season: 7, Prairie View (11-8-13)
 Career: 8, three times,
 last vs. Tennessee (3-14-13)

3-Point FG Made

Season:
 Career: 2, Texas (11-21-12)

3-Point FG Attempted

Season:
 Career: 3, four times,
 last vs. Tennessee (3-14-13)

Free Throws Made

Season: 7, Kennesaw State (11-14-13)
 Career: 7, Kennesaw State (11-14-13)

Free Throws Attempted

Season: 9, Kennesaw State (11-14-13)
 Career: 9, Kennesaw State (11-14-13)

Rebounds

Season: 6, Prairie View (11-8-13)
 Career: 8, Providence (21-1-12)

Assists

Season: 5, MVSU (11-19-13)
 Career: 7, Florida Atlantic (11-13-12)

Blocks

Season:
 Career: 1, Georgia (1-12-13)

Steals

Season: 4, MVSU (11-19-13)
 Career: 4, MVSU (11-19-13)

Minutes

Season: 27, MVSU (11-19-13)
 Career: 39, Auburn (3-9-13)

CAREER STATS FOR TRIVANTE BLOODMAN

Year	GP-GS	Min/Avg	FG-FGA	Pct	3FM-3GA	Pct	FT-FTA	Pct	Rebs	PF-D	Ast	TO	Blk	Stl	Pts/Avg
2012-13	32-32	931/29.1	51-145	.352	12-43	.279	82-113	.726	104-3.3	82-2	75	88	1	37	196/6.1
2013-14	3-1	69/23.0	9-15	.600	0-0	.000	8-11	.727	11-3.7	7-0	7	2	0	6	26/8.7
TOTALS	35-33	1000/28.6	60-160	.375	12-43	.279	90-124	.726	115-3.3	89-2	82	90	1	43	222/6.3

11 JACOBY DAVIS



Freshman • Guard

6-1 • 191

Charlotte, N.C.

West Charlotte HS

Things To Note . . .

Saw first career action against Kennesaw State after missing all of last year the first game this season with a knee injury. ... Scored first career points vs. Mississippi Valley State on a 3-pointer and finished with 6.

2013-14 Game-By-Game

Opponent	MIN	FG	Pct.	3FG	Pct.	FT	Pct.	O-D-R	PF	A	TO	B	S	PTS
N8 Prairie View	-DNP-													
N14 Kennesaw State	2	0-1	.000	0-1	.000	0-0	.000	0-0-0	0	1	0	0	0	0
N19 Mississippi Valley State	13	2-3	.667	2-3	.667	0-1	.000	1-1-2	1	0	0	0	1	6
N23 Utah State														
N27 Jackson State														
D1 Loyola														
D5 TCU														
D13 Southeastern Louisiana														
D17 Florida A&M														
D19 Florida Gulf Coast														
D22 South Florida														
D23 TBA														
J2 Maryland-Eastern Shore														
J8 Kentucky														
J11 Ole Miss														
J15 Alabama														
J18 Texas A&M														
J22 Auburn														
J25 Ole Miss														
J30 Florida														
F1 Vanderbilt														
F5 Texas A&M														
F8 Kentucky														
F12 Georgia														
F15 Auburn														
F19 LSU														
F22 Arkansas														
F26 Tennessee														
M1 Missouri														
M5 Georgia														
M8 South Carolina														
M13 SECT														

Season & MSU Highs

Points

Season: 6, Miss. Valley State (11-19-13)

Field Goals Made

Season: 2, Miss. Valley State (11-19-13)

Field Goals Attempted

Season: 3, Miss. Valley State (11-19-13)

3-Point FG Made

Season: 2, Miss. Valley State (11-19-13)

3-Point FG Attempted

Season: 3, Miss. Valley State (11-19-13)

Free Throws Made

Season:

Free Throws Attempted

Season: 1, Miss. Valley State (11-19-13)

Rebounds

Season: 2, Miss. Valley State (11-19-13)

Assists

Season: 1, Kennesaw State (11-14-13)

Blocks

Season:

Steals

Season: 1, Miss. Valley State (11-19-13)

Minutes

Season: 13, Miss. Valley State (11-19-13)

CAREER STATS FOR JACOBY DAVIS

Year	GP-GS	Min/Avg	FG-FGA	Pct	3FM-3GA	Pct	FT-FTA	Pct	Rebs	PF-D	Ast	TO	Blk	Stl	Pts/Avg
2013-14	2-0	15/7.5	2-4	.500	2-4	.500	0-1	.000	2-1.0	1-0	1	0	0	1	6/3.0

15 I.J. READY



Freshman • Guard

5-11 • 170

Little Rock, AR

Parkview Magnet HS

Things To Note . . .

Started first-career game against Prairie View, registering 14 points to go along with his three steals and two assists. ... Recorded a team-high six assists against Kennesaw State. ... Out 2-4 weeks after suffering a hamstring injury against Kennesaw State.

2013-14 Game-By-Game

Opponent	MIN	FG	Pct.	3FG	Pct.	FT	Pct.	O-D-R	PF	A	TO	B	S	PTS
N8 Prairie View	30	6-10	.600	2-3	.667	0-0	.000	1-2-3	1	2	3	0	3	14
N14 Kennesaw State	24	0-2	.000	0-2	.000	0-0	.000	1-1-2	0	6	1	0	3	0
N19 Mississippi Valley State -DNP-														
N23 Utah State														
N27 Jackson State														
D1 Loyola														
D5 TCU														
D13 Southeastern Louisiana														
D17 Florida A&M														
D19 Florida Gulf Coast														
D22 South Florida														
D23 TBA														
J2 Maryland-Eastern Shore														
J8 Kentucky														
J11 Ole Miss														
J15 Alabama														
J18 Texas A&M														
J22 Auburn														
J25 Ole Miss														
J30 Florida														
F1 Vanderbilt														
F5 Texas A&M														
F8 Kentucky														
F12 Georgia														
F15 Auburn														
F19 LSU														
F22 Arkansas														
F26 Tennessee														
M1 Missouri														
M5 Georgia														
M8 South Carolina														
M13 SECT														

Season & MSU Highs

Points

Season: 14, Prairie View (11-8-13)

Field Goals Made

Season: 6, Prairie View (11-8-13)

Field Goals Attempted

Season: 10, Prairie View (11-8-13)

3-Point FG Made

Season: 2, Prairie View (11-8-13)

3-Point FG Attempted

Season: 3, Prairie View (11-8-13)

Free Throws Made

Season:

Free Throws Attempted

Season:

Rebounds

Season: 3, Prairie View (11-8-13)

Assists

Season: 6, Kennesaw State (11-14-13)

Blocks

Season:

Steals

Season: 3, twice,
last vs. Kennesaw State (11-14-13)

Minutes

Season: 30, Prairie View (11-8-13)

CAREER STATS FOR I.J. READY

Year	GP-GS	Min/Avg	FG-FGA	Pct	3FM-3GA	Pct	FT-FTA	Pct	Rebs	PF-D	Ast	TO	Blk	Stl	Pts/Avg
2013-14	2-2	54/27.0	6-12	.500	2-5	.400	0-0	.000	5-2.5	1-0	8	4	0	6	14/7.0

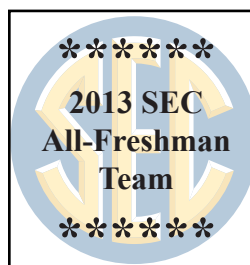
20 **GAVIN WARE**

Sophomore • Forward

6-9 • 268

Starkville, MS

Starkville High School

**Things To Note . . .**

Notched third-career double-double against Prairie View with 15 points and a career-high 15 rebounds. ... Shot a perfect 4-4 from the field against Kennesaw State, scoring nine points and grabbing 10 rebounds. ... Scored a career-high 23 points and notched his third-straight double-double with 11 rebounds against Mississippi Valley State.

2013-14 Game-By-Game

Opponent	MIN	FG	Pct.	3FG	Pct.	FT	Pct.	O-D-R	PF	A	TO	B	S	PTS
N8 Prairie View	31	6-11	.545	0-0	.000	3-5	.600	8-7-15	1	0	4	0	1	15
N14 Kennesaw State	23	4-4	1.000	0-0	.000	1-3	.333	4-6-10	2	0	1	0	3	9
N19 Mississippi Valley State	26	8-11	.727	0-0	.000	7-11	.636	3-8-11	1	0	1	1	0	23
N23 Utah State														
N27 Jackson State														
D1 Loyola														
D5 TCU														
D13 Southeastern Louisiana														
D17 Florida A&M														
D19 Florida Gulf Coast														
D22 South Florida														
D23 TBA														
J2 Maryland-Eastern Shore														
J8 Kentucky														
J11 Ole Miss														
J15 Alabama														
J18 Texas A&M														
J22 Auburn														
J25 Ole Miss														
J30 Florida														
F1 Vanderbilt														
F5 Texas A&M														
F8 Kentucky														
F12 Georgia														
F15 Auburn														
F19 LSU														
F22 Arkansas														
F26 Tennessee														
M1 Missouri														
M5 Georgia														
M8 South Carolina														
M13 SECT														

Season & MSU Highs**Points**

Season: 23, MVSU (11-19-13)
 Career: 23, MVSU (11-19-13)

Field Goals Made

Season: 8, MVSU (11-19-13)
 Career: 8, twice,
 last vs. MVSU (11-19-13)

Field Goals Attempted

Season: 11, twice,
 last vs. MVSU (11-19-13)
 Career: 12, Alabama A&M (12-30-12)

3-Point FG Made

Season:
 Career:

3-Point FG Attempted

Season:
 Career:

Free Throws Made

Season: 7, MVSU (11-19-13)
 Career: 7, twice,
 last vs. MVSU (11-19-13)

Free Throws Attempted

Season: 11, MVSU (11-19-13)
 Career: 11, MVSU (11-19-13)

Rebounds

Season: 15, Prairie View (11-8-13)
 Career: 15, Prairie View (11-8-13)

Assists

Season:
 Career: 2, Arkansas (1-23-13)

Blocks

Season: 1, MVSU (11-19-13)
 Career: 5, Loyola (12-15-12)

Steals

Season: 3, Kennesaw State (11-14-13)
 Career: 3, Kennesaw State (11-14-13)

Minutes

Season: 31, Prairie View (11-8-13)
 Career: 36, Texas A&M (1-30-13)

CAREER STATS FOR GAVIN WARE

Year	GP-GS	Min/Avg	FG-FGA	Pct	3FM-3GA	Pct	FT-FTA	Pct	Rebs	PF-D	Ast	TO	Blk	Stl	Pts/Avg
2012-13	32-27	824/25.8	110-203	.542	0-0	.000	50-89	.562	206-6.4	65-2	9	40	24	15	270/8.4
2013-14	3-3	80/26.7	18-26	.692	0-0	.000	11-19	.579	36-12.0	4-0	0	6	1	4	47/15.7
TOTALS	35-30	904/25.8	128-229	.559	0-0	.000	61-108	.565	242-6.9	69-2	9	46	25	19	317/9.1

24 TYSON CUNNINGHAM



Senior • Guard

6-3 • 197

Columbus, MS

Columbus High School

Things To Note . . .

Tallied two assists and three steals in the season opening win against Prairie View. ... Scored four points in a season-high 20 minutes against Mississippi Valley State.

2013-14 Game-By-Game

Opponent	MIN	FG	Pct.	3FG	Pct.	FT	Pct.	O-D-R	PF	A	TO	B	S	PTS
N8 Prairie View	19	1-6	.167	0-2	.000	0-0	.000	0-1-1	3	2	0	0	3	2
N14 Kennesaw State	11	0-1	.000	0-1	.000	0-0	.000	0-1-1	1	0	0	0	2	0
N19 Mississippi Valley State	20	2-4	.500	0-1	.000	0-0	.000	1-0-1	3	1	0	0	0	4
N23 Utah State														
N27 Jackson State														
D1 Loyola														
D5 TCU														
D13 Southeastern Louisiana														
D17 Florida A&M														
D19 Florida Gulf Coast														
D22 South Florida														
D23 TBA														
J2 Maryland-Eastern Shore														
J8 Kentucky														
J11 Ole Miss														
J15 Alabama														
J18 Texas A&M														
J22 Auburn														
J25 Ole Miss														
J30 Florida														
F1 Vanderbilt														
F5 Texas A&M														
F8 Kentucky														
F12 Georgia														
F15 Auburn														
F19 LSU														
F22 Arkansas														
F26 Tennessee														
M1 Missouri														
M5 Georgia														
M8 South Carolina														
M13 SECT														

Season & MSU Highs

Points

Season: 4, MVSU (11-19-13)
 Career: 10, Central Arkansas (12-22-12)

Field Goals Made

Season: 2, MVSU (11-19-13)
 Career: 3, twice,
 last vs. Arkansas (1-23-13)

Field Goals Attempted

Season: 6, Prairie View (11-8-13)
 Career: 6, twice,
 last vs. Prairie View (11-8-13)

3-Point FG Made

Season:
 Career: 3, Arkansas (1-23-13)

3-Point FG Attempted

Season: 2, Prairie View (11-8-13)
 Career: 5, Central Arkansas (12-22-12)

Free Throws Made

Season:
 Career: 2, four times,
 last vs. Alabama (2-20-13)

Free Throws Attempted

Season:
 Career: 2, four times,
 last vs. Alabama (2-20-13)

Rebounds

Season: 1, three times,
 last vs. MVSU (11-19-13)
 Career: 6, twice,
 last vs. South Carolina (3-6-13)

Assists

Season: 2, Prairie View (11-8-13)
 Career: 3, five times,
 last vs. South Carolina (3-13-13)

Blocks

Season:
 Career: 1, twice,
 last vs. LSU (2-2-13)

Steals

Season: 3, Prairie View (11-8-13)
 Career: 3, twice,
 last vs. Prairie View (11-8-13)

Minutes

Season: 20, MVSU (11-19-13)
 Career: 30, twice,
 last vs. Texas (11-21-12)

CAREER STATS FOR TYSON CUNNINGHAM

Year	GP-GS	Min/Avg	FG-FGA	Pct	3FM-3GA	Pct	FT-FTA	Pct	Rebs	PF-D	Ast	TO	Blk	Stl	Pts/Avg
2011-12	10-0	14/1.4	0-11	.000	0-4	.000	0-0	.000	1-0.1	4-0	0	1	0	1	0/0.0
2012-13	32-4	662/20.7	25-68	.368	19-46	.413	8-13	.615	76-2.4	42-1	43	32	2	22	77/2.4
2013-14	3-0	50/16.7	3-11	.273	0-4	.000	0-0	.000	3-1.0	7-0	3	0	0	5	6/2.0
TOTALS	45-4	726/16.1	28-90	.311	19-54	.352	8-13	.615	80-1.8	53-1	46	33	2	28	83/1.8

25 ROQUEZ JOHNSON



Junior • Forward

6-7 • 210

Montgomery, AL

G.W. Carver High School

Things To Note . . .

Registered 11 points and seven rebounds in 16 minutes against Prairie View. ... Scored 10 points and grabbed three rebounds against Kennesaw State. ... Tallied a season-best 12 points against Mississippi Valley State while also collecting five rebounds and two assists.

2013-14 Game-By-Game

Opponent	MIN	FG	Pct.	3FG	Pct.	FT	Pct.	O-D-R	PF	A	TO	B	S	PTS
N8 Prairie View	16	5-8	.625	0-0	.000	1-4	.250	3-4-7	3	0	4	0	0	11
N14 Kennesaw State	25	4-6	.667	0-1	.000	2-4	.500	2-1-3	2	0	0	0	0	10
N19 Mississippi Valley State	23	3-11	.273	0-1	.000	6-8	.750	3-2-5	2	2	1	0	0	12
N23 Utah State														
N27 Jackson State														
D1 Loyola														
D5 TCU														
D13 Southeastern Louisiana														
D17 Florida A&M														
D19 Florida Gulf Coast														
D22 South Florida														
D23 TBA														
J2 Maryland-Eastern Shore														
J8 Kentucky														
J11 Ole Miss														
J15 Alabama														
J18 Texas A&M														
J22 Auburn														
J25 Ole Miss														
J30 Florida														
F1 Vanderbilt														
F5 Texas A&M														
F8 Kentucky														
F12 Georgia														
F15 Auburn														
F19 LSU														
F22 Arkansas														
F26 Tennessee														
M1 Missouri														
M5 Georgia														
M8 South Carolina														
M13 SECT														

Season & MSU Highs

Points

Season: 12, MVSU (11-19-13)
 Career: 18, Texas (11-21-12)

Field Goals Made

Season: 5, Prairie View (11-8-13)
 Career: 7, twice,
 last vs. Texas (11-21-12)

Field Goals Attempted

Season: 11, MVSU (11-19-13)
 Career: 13, North Carolina (11-19-12)

3-Point FG Made

Season: 1, five times,
 Career: last vs. Florida (2-9-13)

3-Point FG Attempted

Season: 1, twice,
 last vs. MVSU (11-19-13)
 Career: 3, North Carolina (11-19-12)

Free Throws Made

Season: 6, MVSU (11-19-13)
 Career: 8, South Carolina (1-9-13)

Free Throws Attempted

Season: 8, MVSU (11-19-13)
 Career: 11, Providence (21-1-12)

Rebounds

Season: 7, Prairie View (11-8-13)
 Career: 8, twice,
 last vs. South Carolina (3-13-13)

Assists

Season: 2, MVSU (11-19-13)
 Career: 2, twice,
 last vs. MVSU (11-19-13)

Blocks

Season: 3, twice,
 Career: last vs. Auburn (3-9-13)

Steals

Season: 6, Texas (11-21-12)

Minutes

Season: 25, Kennesaw State (11-14-13)
 Career: 36, Texas (11-21-12)

CAREER STATS FOR ROQUEZ JOHNSON

Year	GP-GS	Min/Avg	FG-FGA	Pct	3FM-3GA	Pct	FT-FTA	Pct	Rebs	PF-D	Ast	TO	Blk	Stl	Pts/Avg
2011-12	13-0	45/3.5	0-3	.000	0-0	.000	1-6	.167	11-0.8	6-0	0	6	3	1	1/0.1
2012-13	28-8	730/26.1	77-181	.425	5-18	.278	87-146	.596	127-4.5	69-2	12	70	15	22	246/8.8
2013-14	3-0	64/21.3	12-25	.480	0-2	.000	9-16	.563	15-5.0	7-0	2	5	0	0	33/11.0
TOTALS	44-8	839/19.1	89-209	.426	5-20	.250	97-168	.577	153-3.5	82-2	14	81	18	23	280/6.4

32 CRAIG SWORD

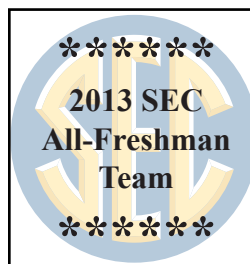


Sophomore • Guard

6-3 • 194

Montgomery, AL

G.W. Carver High School



Things To Note . . .

Earned 31st-career start in the season opener against Prairie View, scoring six points. ... Tallied 13 points, four assists, and three rebounds against Kennesaw State. ... Recorded 10 points and four rebounds in 13 minutes against Mississippi Valley State.

2013-14 Game-By-Game

Opponent	MIN	FG	Pct.	3FG	Pct.	FT	Pct.	O-D-R	PF	A	TO	B	S	PTS
N8 Prairie View	29	2-9	.222	0-2	.000	2-4	.500	3-2-5	2	3	6	0	0	6
N14 Kennesaw State	29	6-13	.462	1-2	.500	0-1	.000	1-2-3	3	4	3	1	1	13
N19 Mississippi Valley State	13	5-8	.625	0-1	.000	0-0	.000	1-3-4	3	1	1	0	1	10
N23 Utah State														
N27 Jackson State														
D1 Loyola														
D5 TCU														
D13 Southeastern Louisiana														
D17 Florida A&M														
D19 Florida Gulf Coast														
D22 South Florida														
D23 TBA														
J2 Maryland-Eastern Shore														
J8 Kentucky														
J11 Ole Miss														
J15 Alabama														
J18 Texas A&M														
J22 Auburn														
J25 Ole Miss														
J30 Florida														
F1 Vanderbilt														
F5 Texas A&M														
F8 Kentucky														
F12 Georgia														
F15 Auburn														
F19 LSU														
F22 Arkansas														
F26 Tennessee														
M1 Missouri														
M5 Georgia														
M8 South Carolina														
M13 SECT														

Season & MSU Highs

Points

Season: 13, Kennesaw State (11-14-13)
 Career: 25, LSU (2-16-13)

Field Goals Made

Season: 6, Kennesaw State (11-14-13)
 Career: 9, twice,
 last vs. Tennessee (3-14-13)

Field Goals Attempted

Season: 13, Kennesaw State (11-14-13)
 Career: 17, twice,
 last vs. Tennessee (3-14-13)

3-Point FG Made

Season: 1, Kennesaw State (11-14-13)
 Career: 2, three times,
 last vs. South Carolina (3-6-13)

3-Point FG Attempted

Season: 2, twice,
 last vs. Kennesaw State (11-14-13)
 Career: 7, Providence (12-1-12)

Free Throws Made

Season: 2, Prairie View (11-8-13)
 Career: 7, LSU (2-16-13)

Free Throws Attempted

Season: 4, Prairie View (11-8-13)
 Career: 10, twice,
 last vs. LSU (2-16-13)

Rebounds

Season: 5, Prairie View (11-8-13)
 Career: 8, Florida (2-9-13)

Assists

Season: 4, Kennesaw State (11-14-13)
 Career: 9, Ole Miss (3-2-13)

Blocks

Season: 1, Kennesaw State (11-14-13)
 Career: 2, four times,
 last vs. South Carolina (3-13-13)

Steals

Season: 1, twice,
 last vs. MVSU (11-19-13)
 Career: 5, twice,
 last vs. Florida (1-26-13)

Minutes

Season: 29, twice,
 last vs. Kennesaw State (11-14-13)
 Career: 37, Auburn (3-9-13)

CAREER STATS For CRAIG SWORD

Year	GP-GS	Min/Avg	FG-FGA	Pct	3FM-3GA	Pct	FT-FTA	Pct	Rebs	PF-D	Ast	TO	Blk	Stl	Pts/Avg
2012-13	32-30	854/26.7	120-296	.405	13-67	.194	82-148	.554	92-2.9	92-8	75	127	14	55	335/10.5
2013-14	3-3	71/23.7	13-30	.433	1-5	.200	2-5	.400	12-4.0	8-0	8	10	1	2	29/9.7
TOTALS	35-33	925/26.4	133-326	.408	14-72	.194	84-153	.549	104-3.0	100-8	83	137	15	57	364/10.4

EXHIBITION 1 — Nov. 3, 2013

Mississippi State 86
Auburn Montgomery 57

Humphrey Coliseum • 3 p.m.
Starkville, MS

Colin Borchert scored 23 points and Gavin Ware posted a double-double as Mississippi State defeated Auburn-Montgomery, 86-57.

MSU scored the game's first five points and never trailed in the contest. The Bulldogs shot 51.7 percent from the floor and used its significant height advantage to post plus-11 rebounding advantage against the Division II Warhawks.

In his MSU point guard debut, I.J. Ready had a solid start. In 22 minutes of play, Ready scored only two points but was credited with four assists and two steals, with only one turnover.

For the contest, the Bulldogs shot better than 50 percent each half and hit 42.9 percent from 3-point range. Borchert led the offensive attack with an 8-for-9 night from the field and a 5-of-6 night from the free throw line.

Ware, a sophomore from Starkville, scored 10 points and collected a game-high 12 rebounds for the double-double.

The Bulldogs used defensive pressure to key a 12-2 run early. A free throw by Ware capped the run and pushed the MSU advantage to 21-10 with 8:49 left in the half. AUM hit a couple of 3-point baskets to fight back within 12.

Leading 33-19, MSU ended the half with an 11-3 run for a 44-22 halftime advantage.

The Bulldogs continued the strong offensive play to start the second half, as the lead was quickly pushed out to 56-24 at the first media timeout of the second half.

MSU held a 42-31 rebounding advantage.

Auburn Montgomery

Player	FG	3FG	FT	RB	PF	PT	A	Min
Wade	f 2-5	0-0	2-2	2	4	6	0	21
Davis	g 1-9	1-2	1-3	1	1	4	1	20
Jones	g 0-4	0-3	1-3	5	2	0	0	20
Jackson	g 2-3	0-1	0-0	2	0	4	3	22
Howard	g 0-2	0-1	0-0	0	1	0	0	3
Murphy	6-13	0-1	0-0	8	1	12	5	31
Person	3-3	0-0	0-0	1	5	6	1	15
Washington	1-3	0-0	2-4	1	3	4	0	15
Harrell	3-6	2-4	0-0	2	4	8	1	22
Carney	3-9	2-7	0-0	0	1	8	0	14
Harris	2-6	0-0	1-2	5	2	5	0	17
TOTALS	23-63	5-19	6-11	31	24	57	11	200

Mississippi State

Player	FG	3FG	FT	RB	PF	PT	A	Min
Borchert	f 8-9	2-2	5-6	6	1	23	0	25
Ware	f 3-7	0-0	4-7	12	3	10	0	23
Thomas	g 3-7	2-5	0-0	3	2	8	0	23
Ready	g 1-3	0-0	0-0	0	0	2	4	22
Sword	g 6-10	0-1	0-0	2	0	12	2	19
Applewhite	3-4	2-3	4-4	4	1	12	3	19
Bloodman	2-6	0-2	3-4	5	3	7	5	23
Prater	0-0	0-0	0-0	0	0	0	0	6
Cunningham	1-4	0-1	2-2	2	1	4	1	18
Johnson	3-8	0-0	2-2	6	2	8	3	22
TOTALS	30-58	6-14	20-25	42	13	86	18	200

Halftime: MSU 44, AUM 22. FG%: MSU 53.6%, AUM 34.6%. 3FG%: MSU 30.0%, AUM 20.0%. FT%: MSU 91.7%, AUM 75.0%. Turnovers: MSU 15 (Ware 4), AUM 20 (Murphy 4). Blocked Shots: MSU 6 (Borchert 3), AUM 1 (Wade 1). Steals: MSU 10 (Ware 3), AUM 6 (Murphy 3). Officials: Ed Corbet, Tony Henderson, Marc Ellard. Attendance: N/A.

GAME 1 — Nov. 8, 2013

Mississippi State 71
Prairie View 56

Humphrey Coliseum • 7 p.m.
Starkville, MS

Mississippi State used a dominating inside game to beat Prairie View, 71-56.

Gavin Ware posted his third career double-double (15 points and 15 rebounds).

In his MSU debut, freshman guard I.J. Ready added 14 points, two assists and three steals in 30 minutes of work.

MSU shot 42.2 percent from the floor but was plagued by 21 turnovers. Despite the tighter restrictions on foul calling, the Bulldogs did well there, only being called for 19 personals.

Leading 62-55, the Bulldogs followed a timeout with three straight defensive turnovers and three baskets on the other end for a game-clinching 7-0 run.

MSU scored the game's first five points and held a sizeable lead throughout the contest. A layup by Johnson capped an 11-2 run and extended the lead to 18-9. Prairie View closed within five at 22-17 only to see more full-court pressure lead to a 7-1 run and a 29-18 lead for the Bulldogs.

That last spurt helped push MSU to a 38-28 lead at the intermission.

MSU extended the lead to 45-29 on an old-fashioned 3-point play by Ware. Still, the Panthers had a couple of strong offensive possessions where they beat the Bulldogs back down the court to stay in the contest.

A 3-point basket by Montrael Scott whittled the lead to 62-55 before the game-decisive run. That run included a layup by Trivante Bloodman, a 3-pointer by Ready and a layup by Colin Borchert.

MSU held a 51-27 rebounding advantage.

Prairie View

Player	FG	3FG	FT	RB	PF	PT	A	Min
Robinson	f 1-6	0-5	0-0	1	1	2	0	28
Chapman	f 2-2	0-0	1-2	3	4	5	0	21
Hagood	f 4-5	0-0	3-4	2	3	11	3	32
Brisco	g 0-6	0-5	0-0	2	1	0	0	21
Scott	g 5-12	1-3	4-6	3	3	15	1	30
Adams	0-0	0-0	0-0	0	0	0	1	7
Munks	3-12	1-6	6-8	4	2	13	1	25
Agho	2-2	0-0	1-1	3	3	5	0	16
Montgomery	2-3	1-1	0-0	5	2	5	0	10
Jenkins	0-0	0-0	0-0	0	3	0	0	6
York	0-2	0-2	0-0	0	0	0	0	4
TOTALS	19-50	3-22	15-21	27	22	56	6	200

Mississippi State

Player	FG	3FG	FT	RB	PF	PT	A	Min
Borchert	f 2-5	1-3	2-2	4	3	7	0	24
Ware	f 6-11	0-0	3-5	15	1	15	0	31
Applewhite	g 2-8	1-2	4-4	9	2	9	4	25
Ready	g 6-10	2-3	0-0	3	1	14	2	30
Sword	g 2-9	0-2	2-4	5	2	6	3	29
Bloodman	3-7	0-0	1-2	6	4	7	2	26
Cunningham	1-6	0-2	0-0	1	3	2	2	19
Johnson	5-8	0-0	1-4	7	3	11	0	16
TOTALS	27-64	4-12	13-21	51	19	71	13	200

Halftime: MSU 38, PV 28. FG%: MSU 42.2%, PV 38.0%. 3FG%: MSU 33.3%, PV 13.6%. FT%: MSU 61.9%, PV 71.4%. Turnovers: MSU 21 (Sword 6), PV 19 (Hagood 5). Blocked Shots: MSU 2 (Borchert, Applewhite 1), PV 4 (Robinson, Agho 2). Steals: MSU 8 (Cunningham, Ready 3) PV 10 (Hagood 3). Officials: Patrick Evans, Kevin Fehr, Brian Shey. Attendance: 6,853.

GAME 2 — Nov. 14, 2013

Mississippi State 78
Kennesaw State 55

Humphrey Coliseum • 7 p.m.
Starkville, MS

Mississippi State used a dominating inside game to beat Prairie View, 71-56.

Gavin Ware posted his third career double-double (15 points and 15 rebounds).

In the second half, the Bulldogs shot 53.3 percent from the floor and expanded a 35-31 halftime lead.

MSU placed five players in double figures and forced 26 turnovers.

Strong 3-point shooting allowed Kennesaw State to hold the early lead. A 3-pointer by Nigel Pruitt and follow-up basket by Yonel Brown placed the Owls on top 18-14. The Bulldogs took the lead for good at 20-19 on a free throw by Fred Thomas with 8:33 left in the contest.

A layup by Roquez Johnson ran the lead to 27-21 with 6:14 left in the half. Kennesaw State hung tough though and trailed only 35-31 at the break.

Dre Applewhite and IJ Ready sparked a quick burst to start the second half. A spinning jumper in the lane by Applewhite ran the lead to 42-33 with 16:04 left. A 10-3 run by MSU pushed the Maroon and White advantage to 52-41 with 11:07 left.

MSU took advantage of strong second-half shooting and foul trouble for Kennesaw State to push the lead to as many as 23 in the closing minutes.

Fred Thomas led MSU with 17 points, while Colin Borchert added 15 points, Craig Sword added 13 points and Trivante Bloodman added 11 points.

Kennesaw State

Player	FG	3FG	FT	RB	PF	PT	A	Min
Pruitt	f 2-8	2-8	0-0	0	1	6	2	17
Morena	f 2-3	0-0	0-0	4	5	4	0	10
Coleman	f 4-6	0-1	1-4	6	1	9	1	28
Kouassi	g 2-2	0-0	2-5	5	5	6	0	29
Brown	g 5-9	3-3	2-2	1	0	15	7	35
Love	3-11	1-4	1-2	3	3	8	2	28
Montgomery	0-1	0-1	0-0	0	0	0	0	2
Drees	2-2	0-0	1-2	4	3	5	0	23
Wozniak	0-1	0-0	2-2	2	0	2	0	9
Byers	0-1	0-0	0-0	1	0	0	1	5
Osemhen	0-2	0-0	0-0	3	5	0	1	14
TOTALS	20-44	6-17	9-17	33	23	55	14	200

Mississippi State

Player	FG	3FG	FT	RB	PF	PT	A	Min
Borchert	f 5-13	3-7	2-2	4	4	15	1	29
Ware	f 4-4	0-0	1-3	10	2	9	0	23
Thomas	g 6-14	4-8	1-4	3	3	17	3	30
Ready	g 0-2	0-2	0-0	2	0	0	6	24
Sword	g 6-13	1-2	0-1	3	3	13	4	29
Applewhite	1-3	0-1	1-2	2	2	3	1	11
Bloodman	2-3	0-0	7-9	2	1	11	0	16
Davis	0-1	0-1	0-0	0	0	0	1	2
Cunningham	0-1	0-1	0-0	1	1	0	0	11
Johnson	4-6	0-1	2-4	2	2	10	0	25
TOTALS	28-60	8-23	14-25	33	19	78	16	200

Halftime: MSU 35, KSU 31. FG%: MSU 46.7%, KSU 45.5%. 3FG%: MSU 34.8%, KSU 35.3%. FT%: MSU 56.0%, KSU 52.9%. Turnovers: MSU 12 (Sword, Applewhite 3), KSU 26 (Coleman 5). Blocked Shots: MSU 4 (Borchert 2), KSU 3 (Three players with 1). Steals: MSU 15 (Three players with 3), KSU 4 (Four players with 1). Officials: Mike Nance, Jeff Smith, John Hampton. Attendance: 6,806.

GAME 3 — Nov. 19, 2013

Mississippi State 94
Mississippi Valley State 72

Humphrey Coliseum • 7 p.m.
Starkville, MS

Gavin Ware recorded his second double-double in three games as MSU claimed a 94-72 win against Mississippi Valley State.

The Bulldogs scored a season-high 94 points and shot a season-best 52.2 percent from the field.

Through the first two games of the season, Ray has talked about the need to get more touches inside the paint for Ware, who responded with a career-high 23 points and 11 rebounds.

The Bulldogs offensive game plan worked to near perfection. MSU dished out 17 assists and only committed a season-low 11 turnovers.

Ware scored seven of his team's first 11 points as the Bulldogs quickly sprinted to an 11-4 lead. A jumper by Craig Sword ran the lead to 19-8 with 13:22 left in the first half.

Sword later scored back-to-back baskets as the lead was quickly pushed up to 30-17. The Bulldogs shot 58.8 percent from the floor in the first half and led 44-29 at the intermission.

Bloodman had eight points, five assists and four steals in 27 minutes of action. Jacoby Davis also saw his first extended playing time of the season with 13 minutes at a guard position.

In the second half, the Delta Devils (1-3) closed within nine at 52-43 with 15:14 left. The Bulldogs then used a 12-4 run to move back out of danger.

MSU would build as large as a 27 point lead.

Mississippi Valley State

Player	FG	3FG	FT	RB	PF	PT	A	Min
Ralling f	1-5	0-1	2-2	3	2	4	0	13
Currington f	5-6	0-0	0-1	3	4	10	0	16
Priar f	7-16	1-4	4-4	5	3	19	4	38
Marshall g	3-6	0-1	2-2	0	3	8	5	23
McDoonald g	4-9	2-5	2-3	2	1	12	1	36
Vaught	0-0	0-0	0-0	2	0	0	1	5
Washington	3-7	1-1	0-0	1	0	7	0	12
Fauntleroy	0-1	0-0	0-0	0	0	0	1	5
Dobbs	1-1	0-0	2-2	0	0	4	0	4
Henry	0-0	0-0	0-0	0	1	0	0	7
Francis	4-6	0-0	0-0	4	5	8	0	23
Milshtein	0-1	0-0	0-0	2	1	0	0	5
Hurt	0-1	0-0	0-0	3	1	0	0	13
TOTALS	28-59	4-12	12-14	27	21	72	12	200

Mississippi State

Player	FG	3FG	FT	RB	PF	PT	A	Min
Borchert f	6-13	2-5	0-0	4	2	14	4	31
Ware f	8-11	0-0	7-11	11	1	23	0	26
Thomas g	3-9	1-3	1-1	1	2	8	1	27
Bloodman g	4-5	0-0	0-0	2	1	8	5	27
Sword g	5-8	0-1	0-0	4	3	10	1	13
Applewhite	2-3	0-0	5-6	7	2	9	3	20
Davis	2-3	2-3	0-1	2	1	6	0	13
Cunningham	2-4	0-1	0-0	1	3	4	1	20
Johnson	3-11	0-1	6-8	5	2	12	2	23
TOTALS	35-67	5-14	19-27	41	17	94	17	200

Halftime: MSU 44, MVS 29. FG%: MSU 52.2%, MVS 47.5%. 3FG%: MSU 35.7%, MVS 33.3%. FT%: MSU 70.4%, MVS 85.7%. Turnovers: MSU 11 (Thomas, Applewhite 3), MVS 18 (Marshall 4). Blocked Shots: MSU 3 (Borchert 2), MVS 1 (Francis 1). Steals: MSU 10 (Bloodman 4) MVS 7 (Marshall 2). Officials: Lee Cassell, Chuck Jones, James Barker. Attendance: 6,759

GAME 4 — Nov. 23, 2013

Mississippi State
Utah State

Dee Glen Smith Spectrum • 8 p.m.
Logan, Utah

GAME 5 — Nov. 24, 2013

Mississippi State
Jackson State

Humphrey Coliseum • 7 p.m.
Starkville, MS

2013-14 Mississippi State Basketball
Mississippi State Combined Team Statistics (as of Nov 19, 2013)
All games



RECORD:	OVERALL	HOME	AWAY	NEUTRAL
ALL GAMES	3-0	3-0	0-0	0-0
CONFERENCE	0-0	0-0	0-0	0-0
NON-CONFERENCE	3-0	3-0	0-0	0-0

##	Player	gp-gs	min	avg	Total		3-Point		F-Throw		Rebounds				pf	dq	a	to	blk	stl	pts	avg
					fg-fga	fg%	3fg-fga	3fg%	ft-fga	ft%	off	def	tot	avg								
20	Gavin Ware	3-3	80	26.7	18-26	.692	0-0	.000	11-19	.579	15	21	36	12.0	4	0	0	6	1	4	47	15.7
01	Fred Thomas	2-2	57	28.5	9-23	.391	5-11	.455	2-5	.400	2	2	4	2.0	5	0	4	3	1	5	25	12.5
03	Colin Borchert	3-3	84	28.0	13-31	.419	6-15	.400	4-4	1.000	4	8	12	4.0	9	0	5	3	5	3	36	12.0
25	Roquez Johnson	3-0	64	21.3	12-25	.480	0-2	.000	9-16	.563	8	7	15	5.0	7	0	2	5	0	0	33	11.0
32	Craig Sword	3-3	71	23.7	13-30	.433	1-5	.200	2-5	.400	5	7	12	4.0	8	0	8	10	1	2	29	9.7
04	Trivante Bloodman	3-1	69	23.0	9-15	.600	0-0	.000	8-11	.727	4	7	11	3.7	7	0	7	2	0	6	26	8.7
15	IJ Ready	2-2	54	27.0	6-12	.500	2-5	.400	0-0	.000	2	3	5	2.5	1	0	8	4	0	6	14	7.0
02	Dre Applewhite	3-1	56	18.7	5-14	.357	1-3	.333	10-12	.833	10	8	18	6.0	6	0	8	9	1	1	21	7.0
11	Jacoby Davis	2-0	15	7.5	2-4	.500	2-4	.500	0-1	.000	1	1	2	1.0	1	0	1	0	0	1	6	3.0
24	Tyson Cunningham	3-0	50	16.7	3-11	.273	0-4	.000	0-0	.000	1	2	3	1.0	7	0	3	0	0	5	6	2.0
Team											5	2	7					2				
Total.....		3	600		90-191	.471	17-49	.347	46-73	.630	57	68	125	41.7	55	0	46	44	9	33	243	81.0
Opponents.....		3	600		67-153	.438	13-51	.255	36-52	.692	28	59	87	29.0	66	-	32	63	8	21	183	61.0

TEAM STATISTICS	MS	OPP
SCORING	243	183
Points per game	81.0	61.0
Scoring margin	+20.0	-
FIELD GOALS-ATT	90-191	67-153
Field goal pct	.471	.438
3 POINT FG-ATT	17-49	13-51
3-point FG pct	.347	.255
3-pt FG made per game	5.7	4.3
FREE THROWS-ATT	46-73	36-52
Free throw pct	.630	.692
F-Throws made per game	15.3	12.0
REBOUNDS	125	87
Rebounds per game	41.7	29.0
Rebounding margin	+12.7	-
ASSISTS	46	32
Assists per game	15.3	10.7
TURNOVERS	44	63
Turnovers per game	14.7	21.0
Turnover margin	+6.3	-
Assist/turnover ratio	1.0	0.5
STEALS	33	21
Steals per game	11.0	7.0
BLOCKS	9	8
Blocks per game	3.0	2.7
ATTENDANCE	20418	0
Home games-Avg/Game	3-6806	0-0
Neutral site-Avg/Game	-	0-0

Date	Opponent		Score	Att.
11-08-13	PRAIRIE VIEW	w	71-56	6853
11-14-13	KENNESAW STATE	w	78-55	6806
11-19-13	MISS. VALLEY STATE	w	94-72	6759

* - Conference game

Score by Periods	1st	2nd	Totals
Mississippi State	117	126	243
Opponents	88	95	183

2013-14 Mississippi State Basketball
Mississippi State Game-by-Game Highs (as of Nov 19, 2013)
All games



Opponent	Date	Score	Points	Rebounds	Assists	Steals	Blocked shots
PRAIRIE VIEW	11-08-13	71-56	15-Gavin Ware	15-Gavin Ware	4-Dre Applewhite	3-Tyson Cunningham IJ Ready	1-Colin Borchert Dre Applewhite
KENNESAW STATE	11-14-13	78-55	17-Fred Thomas	10-Gavin Ware	6-IJ Ready	3-Fred Thomas Gavin Ware IJ Ready	2-Colin Borchert
MISS. VALLEY STATE	11-19-13	94-72	23-Gavin Ware	11-Gavin Ware	5-Trivante Bloodman	4-Trivante Bloodman	2-Colin Borchert

2013-14 Mississippi State Basketball
Mississippi State Team Game-by-Game Comparison (as of Nov 19, 2013)
All games



Opponent	1st	2nd	Score	Mar	Total FG	FG Pct	3-Pointers	3FG Pct	Free Throws	FT Pct	Rebounds	Assist	T/Over	Block	Steal	Fouls
PRAIRIE VIEW	38/28	33/28	71-56	+15	27-64/19-50	.422/.380	4-12/3-22	.333/.136	13-21/15-21	.619/.714	51/27 +24	13/6	21/19	2/4	8/10	19/22
KENNESAW STATE	35/31	43/24	78-55	+23	28-60/20-44	.467/.455	8-23/6-17	.348/.353	14-25/9-17	.560/.529	33/33 -	16/14	12/26	4/3	15/4	19/23
MISS. VALLEY STATE	44/29	50/43	94-72	+22	35-67/28-59	.522/.475	5-14/4-12	.357/.333	19-27/12-14	.704/.857	41/27 +14	17/12	11/18	3/1	10/7	17/21

Note: Game totals are displayed in the format TEAM/OPPONENT for each category