



Mississippi State Bulldogs (3-1)

vs.

Lehigh Hawks (1-2)

Basketball Media Relations

55 Bailey Howell Drive, Mississippi State, MS 39762

GREGG ELLIS, Primary Contact

(W) 662.325.3595 | (C) 662.322.0145 | gellis@athletics.msstate.edu

Twitter: @msusportsgregg & @HailStateMBK | www.hailstate.com

MORGAN MACGUIRE, Secondary Contact

(C) 719.660.2039 | mmacguire@athletics.msstate.edu

Twitter: @morgsmac

SERIES INFORMATION

Series: First meeting

Home: N/A

Away: N/A

Neutral: N/A

Last Meeting: N/A

Mississippi State Coach: Ben Howland

MSU Record: 17-18, 2nd year

Career Record: 418-224, 21st year

Lehigh Coach: Brett Reed

LeHigh Record: 163-122, 10th year

Career Record: Same



GAME INFORMATION

When: Friday, Nov. 25, 2016

Time: 7 p.m. CT

Location: Starkville, MS

Arena: Humphrey Coliseum

TV: SEC Network+

PxP: Bart Gregory

Analyst: Matt Wyatt

Sideline: NA

MSU Radio Network:

PxP: Jim Ellis

Analyst: Richard Williams

Sirius/XM: N/A

Projected Starting 5



1 Lamar Peters

6-0 | 188 | Fr. | G
New Orleans, LA

PPG: _____ 4.3

RPG: _____ 1.0

FG%: _____ 30.8

FT%: _____ 1.000



15 I.J. Ready

5-11 | 166 | Sr. | G
Rixey, AR

PPG: _____ 12.0

APG: _____ 5.0

FG%: _____ 41.9

FT%: _____ 81.8



23 Tyson Carter

6-4 | 164 | Fr. | G
Starkville, MS

PPG: _____ 12.3

RPG: _____ 2.8

FG%: _____ 40.5

FT%: _____ 80.0



4 Mario Kegler

6-7 | 230 | Fr. | G
Jackson, MS

PPG: _____ 8.3

RPG: _____ 4.8

FG%: _____ 37.9

FT%: _____ 85.7



35 Aric Holman

6-10 | 222 | So. | F
Owensboro, KY

PPG: _____ 11.8

RPG: _____ 6.8

FG%: _____ 55.9

FT%: _____ 66.7

WHAT TO NOTE AS MSU PLAYS LEHIGH . . .

- Sophomore All-SEC guard **Quindary Weatherspoon's** season has ended due to a possible tear of the scapholunate ligament in his right wrist. Through four games, he led MSU and was fourth in the SEC with his 18.8 scoring clip.
- In the Charleston Classic, the Bulldogs won two in-season tournament games for the first time since winning the 2011 2K Sports Classic. **Quindary Weatherspoon** was also named to the All-Tournament team.
- Lehigh is one of five teams on MSU's schedule the Bulldogs are facing for the first time. Boise State, Norfolk State, Central Florida and UTEP are the other four. MSU posted a 3-1 mark against those teams.
- MSU is 2-0 against the 10 teams that currently comprise the Patriot League. In 2005-06, the Bulldogs defeated Holy Cross 76-75 in the San Juan Shootout, while in 1994-95 they defeated Colgate 80-76 in the Missoulian/Coca Cola Classic.
- Against UTEP on Sunday, Mississippi State committed just 8 turnovers, its fewest since also having 8 last February at home against Vanderbilt.
- Also against UTEP, both **Aric Holman** and **Lamar Peters** had careers with 18 and 13 points, respectively.
- **I.J. Ready** is now 283 points shy of becoming the 37th player in MSU history to score 1,000 for a career. He also needs just 32 assists to move into the MSU all-time Top 10. In addition, he is 26 steals shy of moving in the MSU Top 10 record book.
- According to KenPom.com, Mississippi State is the second-least experienced team (.74) out of all 351 Division I programs. The least experienced squad is North Dakota State.
- Through the first four games, the Bulldogs have used the same starting lineup.
- MSU has been tied at the half twice this year after being tied none a year ago.
- Of current SEC players, **I.J. Ready** is 10th with 717 points, third with 13 steals and fourth with 294 assists.

2016-17 MISSISSIPPI STATE SCHEDULE/RESULTS

NOVEMBER

11	NORFOLK STATE (SECN+)	W, 78-74
<i>CHARLESTON CLASSIC</i>		
17	vs. Central Florida (ESPN2)	L, 86-61
18	vs. Boise State (ESPN3)	W, 80-68
20	vs. UTEP (ESPN3)	W, 61-54
25	LEHIGH (SECN+)	7 p.m.
28	NORTHWESTERN STATE (SECN)	6 p.m.

DECEMBER

1	OREGON STATE (ESPNU)	8 p.m.
4	GEORGIA STATE (SECN+)	4 p.m.
14	ETSU (SECN)	7 p.m.
19	Southern Miss (ESPNU) ^	8 p.m.
22	MOREHEAD STATE (SECN)	6 p.m.
29	UMKC (SECN+)	7 p.m.

JANUARY

3	ALABAMA (SECN)	7:30 p.m.
7	at LSU (SECN)	2:30 p.m.
10	at Arkansas (SECN)	8 p.m.
14	TEXAS A&M (CBS)	12 p.m.
17	KENTUCKY (ESPN)	6 p.m.
21	at Tennessee (SECN)	5 p.m.
25	MISSOURI (SECN)	6 p.m.
28	at Alabama (SECN)	5 p.m.
31	at Ole Miss (SECN)	6 p.m.

FEBRUARY

4	TENNESSEE (SECN)	2:30 p.m.
7	at Auburn (SECN)	8 p.m.
11	SOUTH CAROLINA (ESPN2)	7 p.m.
14	at Georgia (ESPNU)	8 p.m.

18	FLORIDA (ESPN/2)	1 p.m.
21	OLE MISS (ESPN2)	8 p.m.
25	at Vanderbilt (ESPNU)	3 p.m.
28	at South Carolina (ESPNU)	6 p.m.

MARCH

4	LSU (SECN)	5 p.m.
<i>2017 SEC Tournament</i>		
8-12	SEC Tournament (SECN, ESPNU, ABC)	TBA

^ - Jackson, Miss (Mississippi Coliseum)

! - Nashville (Bridgestone Arena)

2016-17 MISSISSIPPI STATE NUMERICAL ROSTER

No.	Name	Pos.	Ht.	Wt.	Yr.	Exp.	Hometown
1	Lamar Peters	G	6-0	188	Fr.	HS	New Orleans, LA (Landry-Walker HS)
2	Eli Wright	G	6-4	203	Fr.	HS	Owensboro, KY (22 Feet Academy)
3	Xavian Stapleton	G	6-6	207	So.	TR	Flora, MS (Louisiana Tech)
4	Mario Kegler	G	6-7	220	Fr.	HS	Jackson, MS (Oak Hill Academy)
5	Joe Strugg	F	6-9	196	RFr.	HS	Montgomery, AL (G.W. Carver HS)
11	Quindary Weatherspoon	G	6-4	205	So.	1L	Canton, MS (Velma Jackson HS)
12	Drew Davis	G	5-10	172	Jr.	HS	Atlanta, GA (Ft. Walton Beach HS)
13	Nick Singleton	G	6-5	194	So.	TR	Decatur, GA (Kennesaw State)
15	I.J. Ready	G	5-11	166	Sr.	3L	Rixey, AR (Park View Magnet)
20	Miles Washington	C	6-7	202	Fr.	HS	New Albany, MS (New Albany HS)
23	Tyson Carter	G	6-4	167	Fr.	HS	Starkville, MS (Starkville HS)
34	Schnider Herard	F	6-10	250	Fr.	HS	Port-au-Prince (Prestonwood Christian)
35	Aric Holman	F	6-10	222	So.	1L	Owensboro, KY (Owensboro HS)
45	E.J. Datcher	C	6-9	240	Fr.	HS	Harpersville, AL (Vincent HS)

Head Coach: Ben Howland (Weber State, 1979; 2nd year)
Assistant Coaches: George Brooks (Mississippi State, 1997; 7th year)
 Korey McCray (Mercer, 2001; 2nd year)
 Ernie Zeigler (Cleary College, 1994; 2nd year)
Director of Basketball Operations: Michael Moynihan
Director of Basketball Performance: David Deets
Graduate Assistant Coaches: Alfred Abdule
 Bo Rodriguez
VIDEO: Jalen Courtney
TRAINER: Ryan Dotson

PRONUNCIATION GUIDE

ARIC HOLEMAN: ERIC
 QUINDARY WEATHERSPOON: QUINN-DARE-EE
 XAVIAN STAPLETON: ZAY-VEE-AWN

GENERAL INFORMATION

Location: Starkville, MS
 Founded: February 28, 1878
 Enrollment: 21,622
 Conference: SEC
 Nickname: Bulldogs
 Colors: Maroon & White
 Arena: Humphrey Coliseum (10,500)
 President: Dr. Mark E. Keenum
 Athletics Director: John Cohen
 Web Site: www.hailstate.com
 Twitter: @HailStateMBK
 Hashtag: #HailState

BASKETBALL HISTORY

First Year of Basketball: 1908-09
 All-Time Record: 1,364-1,160/105 years
 All-Time SEC Record: 571-749
 Total Number of Head Coaches: 20
 Humphrey Coliseum Record: 419-171
 20-Win Seasons: 17
 NCAA Tournament Appearances: 10 (11-10)
 NCAA Tournament Final Fours: 1 (1996)
 NIT Appearances: 8 (7-8)
 NIT Final Fours: 1 (2007)
 SEC Championships: 6
 (2004, 1991, 1963, 1962, 1961, 1959)
 SEC Tournament Championships: 3
 (2009, 2002 and 1996)
 SEC Tournament Record: 29-53
 SEC Western Division Titles: 7
 (2010, 2008, 2007, 2004, 2003, 1996, 1995)

TEAM INFORMATION

2015-16 Overall Record: 14-17
 2015-16 SEC Record: 7-11, 11th
 National Ranking: n/a
 Starters Returning/Lost: 2/3
 Letterwinners Returning/Lost: 3/10
 Newcomers: 12
 Roster (Sr./Jr./So./Fr.): (1/1/4/9)

MEDIA INFORMATION

Credentials

Media members may obtain both season credentials and game-by-game passes by contacting Gregg Ellis at 662-325-3595.

SEC Teleconference

The SEC's weekly teleconference is every Monday and will be coordinated through the SEC media relations office. To participate, contact Craig Pinkerton of the SEC at 205-458-3038. Ben Howland is scheduled for 11:17 a.m. CT.



- Michael Bonner, Clarion Ledger @MikeBBonner
- David Brandt, Associated Press @davidbrandtAP
- Bob Carskadon, HailState Beat @bobcarskadon
- Joel Coleman, Starkville Daily News @JoelTColeman
- Robbie Faulk, 24/7 Sports @robbiefaulk247
- Paul Jones, 24/7 Sports @PJ247Sports
- Logan Lowery, Daily Journal @loganlowery
- David Murray, Dawgs' Bite @DawgsBiteMag
- Danny P. Smith, Starkville Daily News @sdndannyp
- Gene Swindoll, Gene's Page @GeneSwindoll
- Ben Wait, Commercial Dispatch @bcwait

MISSISSIPPI STATE TV/RADIO ROSTER



1 Lamar Peters
FR | G | 6-0 | 188
New Orleans, LA



2 Eli Wright
FR | G | 6-4 | 203
Owensboro, KY



3 Xavian Stapleton
SO | G | 6-6 | 207
Flora, MS



4 Mario Kegler
FR | G | 6-7 | 220
Jackson, MS



5 Joe Strugg
FR | F | 6-9 | 196
Montgomery, AL



11 Quinndary Weatherspoon
SO | G | 6-4 | 205
Canton, MS



12 Drew Davis
JR | G | 5-10 | 172
Atlanta, GA



13 Nick Singleton
SO | G | 6-5 | 194
Decatur, GA



15 I.J. Ready
SR | G | 5-11 | 166
Rixey, AR



20 Miles Washington
FR | C | 6-7 | 202
New Albany, MS



23 Tyson Carter
FR | G | 6-4 | 167
Starkville, MS




34 Schnider Herard
FR | F | 6-10 | 250
Port-Au-Prince, Haiti



35 Aric Holman
SO | F | 6-10 | 222
Owensboro, KY



45 E.J. Datcher
FR | C | 6-9 | 240
Harpersville, AL



Ben Howland
Head Coach
2nd Year



George Brooks
Assistant Coach
7th Year



Corey McCray
Assistant Coach
2nd Year



Ernie Zeigler
Assistant Coach
2nd Year



Michael Moynihan
Director of Operations
1st Year



Jalen Courtney
Video Director
1st Year

TALE OF THE TAPE

2016-17 STATS	PPG	FG%	3FG%	FT%	RB	RBM	A	T	TM	S	B
Mississippi State (3-1)	70.0	42.0	33.0	77.0	35.5	-0.7	12.5	10.3	+2.5	7.5	3.5
Lehigh (1-2)	79.3	50.6	45.6	78.6	32.3	+0.7	18.0	17.3	-4.7	5.7	4.0

Leaders	Scoring	Rebounds	Assists	Steals	Blocks
MSU	Weatherspoon, 18.8	Holman, 6.8	Ready, 4.0	Weatherspoon, 2.0	Holman, 1.5
OPP	Kempton, 26.0	Kempton, 9.7	Ross, 5.7	Leufroy/Price, 1.7	Kempton, 1.7

Last Time Out For UTEP

- ✓ Defeated Princeton, 76-67.
- ✓ Tied 34-all at halftime
- ✓ Tim Kempton led Lehigh with 24 points, while Jordan Cohen added 20.
- ✓ Lehigh was 26-46 shooting, 10-16 beyond the arc.
- ✓ The Mountain Hawks won the battle of the boards, 32-27.
- ✓ Tim Kempton also had 11 rebounds to earn the double-double.

Last Time Out For Mississippi State

- ✓ Defeated UTEP, 61-54
- ✓ Aric Holman paced MSU with a career-high 18 points, while Lamar Peters added 13.
- ✓ MSU forced 12 turnovers and had 8.
- ✓ Each team had 34 rebounds.
- ✓ MSU dished out 12 assists and had 5 steals.
- ✓ MSU was 21-52 shooting, 7-20 beyond the arc.

Series Notes

- ✓ First Meeting

Next 5 For MSU . . .

November 28

Who: Northwestern State
Where: Starkville, MS
Time: 6 p.m.
TV: SEC Network

December 1

Who: Oregon State
Where: Starkville, MS
Time: 8 p.m.
TV: ESPNU

December 4

Who: Georgia State
Where: Starkville, MS
Time: 4 p.m.
TV: SEC Network+

December 14

Who: ETSU
Where: Starkville, MS
Time: 7 p.m.
TV: SEC Network

December 19

Who: Southern Miss
Where: Jackson, MS
Time: 8 p.m.
TV: ESPNU

A LOOK AT THE SEC

2016-17 SEC Standings

	SEC	Overall
Florida	0-0 .000	5-0 1.000
South Carolina	0-0 .000	5-0 1.000
Kentucky	0-0 .000	5-0 1.000
Ole Miss	0-0 .000	5-1 .833
Auburn	0-0 .000	4-1 .800
LSU	0-0 .000	4-1 .800
Mississippi State	0-0 .000	3-1 .750
Arkansas	0-0 .000	3-1 .750
Texas A&M	0-0 .000	3-1 .750
Georgia	0-0 .000	3-2 .600
Alabama	0-0 .000	3-2 .600
Missouri	0-0 .000	2-2 .500
Vanderbilt	0-0 .000	2-3 .400
Tennessee	0-0 .000	2-3 .400

As of November 25, 2016

Upcoming Games

November 25 (Friday)

Virginia Tech vs. Texas A&M, 4:30 p.m.
 VCU vs. LSU, 6 p.m.
 UT Martin at Kentucky, 6 p.m.
 Gardner-Webb at Georgia, 6 p.m.
 Lehigh at Mississippi State, 7 p.m.
 Santa Clara vs. Vanderbilt, 7 p.m.
 Gonzaga vs. Florida, 8:30 p.m.

November 26 (Saturday)

Syracuse vs. South Carolina 1 p.m.
 Northwestern State at Missouri, 2 p.m.

Results

November 24 (Thursday)

Texas A&M 95, CSUN 73
 Ole Miss 86, Montana 81
 Butler 76, Vanderbilt 66
 Florida 81, Seton Hall 76
 LSU 66, Old Dominion 60

Humphrey Coliseum History

First Game:..... Dec. 1, 1975; MSU 85, Indiana St. 82
Overall Record:..... 419-171 (.710)
Non-Conference Record:..... 207-35 (.855)
SEC Record:..... 212-136 (.609)

Humphrey Coliseum Yearly Records

Year	Attn.	Avg.	Record (SEC)
1975-76	70,081	5,006	10-4 (5-4)
1976-77	76,232	5,082	11-4 (5-4)
1977-78	72,025	5,540	11-2 (8-1)
1978-79	99,906	7,136	11-3 (7-2)
1979-80	67,209	6,721	6-4 (5-4)
1980-81	48,214	4,018	6-6 (3-6)
1981-82	56,414	4,030	7-7 (3-6)
1982-83	68,416	5,263	11-2 (7-2)
1983-84	61,508	4,393	6-8 (3-6)
1984-85	89,370	6,384	11-3 (7-2)
1985-86	43,927	3,379	4-9 (3-6)
1986-87	40,715	2,908	7-7 (3-6)
1987-88	54,074	4,160	9-4 (5-4)
1988-89	74,344	5,719	9-4 (5-4)
1989-90	74,623	5,740	9-4 (5-4)
1990-91	102,072	7,852	12-1 (8-1)
1991-92	72,142	5,549	8-5 (4-4)
1992-93	61,172	4,706	10-3 (5-3)
1993-94	88,687	6,335	10-4 (5-3)
1994-95	80,681	6,723	11-1 (7-1)
1995-96	97,996	7,538	10-3 (6-2)
1996-97	74,275	5,305	10-4 (5-3)
1997-98	77,954	5,996	7-6 (2-6)
1998-99	70,257	5,018	12-2 (6-2)
1999-00	61,764	4,412	10-4 (4-4)
2000-01	77,654	4,568	13-4 (6-2)
2001-02	79,642	5,689	13-1 (7-1)
2002-03	98,312	7,022	12-2 (7-1)
2003-04	111,940	7,996	12-2 (6-2)
2004-05	103,031	7,925	11-2 (6-2)
2005-06	90,875	5,680	11-5 (5-3)
2006-07	123,736	6,512	16-3 (6-2)
2007-08	106,672	7,111	12-3 (7-1)
2008-09	157,111	8,728	13-5 (5-3)
2009-10	116,919	6,878	13-4 (6-2)
2010-11	97,069	5,710	12-5 (5-3)
2011-12	152,363	8,019	15-4 (6-2)
2012-13	94,092	6,721	7-7 (3-6)
2013-14	123,743	6,875	11-7 (3-6)
2014-15	106,946	6,291	9-8 (3-6)
2015-16	99,338	6,623	10-5 (5-4)

vs. SEC Opponents

Opponent	GP	W	L	PCT.	Str.
Alabama	40	22	18	.564	L3
Arkansas	24	18	6	.750	W1
Auburn	40	28	12	.700	W6
Florida	28	14	14	.500	L2
Georgia	29	18	12	.600	L4
Kentucky	29	9	20	.310	L4
LSU	29	24	15	.615	W1
Missouri	3	2	1	.667	W1
Ole Miss	41	33	8	.805	W1
S. Carolina	13	10	3	.769	W1
Tennessee	29	14	16	.467	L3
Texas A&M	3	1	2	.333	L1
Vanderbilt	29	20	9	.690	W2

MSU KNOWS HOW TO WIN GAMES AT 'THE HUMP'

Over the course of the last decade, Mississippi State's Humphrey Coliseum has become a difficult venue for opposing teams. Last year, MSU was 10-5, including a 5-1 mark against non-conference foes. This year, MSU is 1-0.

The Bulldogs have compiled a 41-season composite record of 419-171 (.710) at "The Hump" since Mississippi State's basketball facility opened prior to the 1975-76 campaign.

TRACKING MSU'S HOME SUCCESS UNDER BEN HOWLAND

Season	Overall		SEC		Non-SEC	
	Record	Win %	Record	Win %	Record	Win %
2015-16	10-5	.667	5-4	.556	5-1	.833
2016-17	1-0	1.000			1-0	1.000
Totals	11-5	.688	5-4	.556	6-1	.858

A LOOK AT THE HISTORY OF HUMPHREY COLISEUM



LARGEST CROWDS AT THE HUMP

Crowd	Opponent	Date
10,788	Kentucky	2-16-10
10,735	Ole Miss	2-7-04
10,645	Ole Miss	2-23-02
10,541	Florida	1-7-03
10,458	Auburn	3-2-04
10,437	Alabama	2-21-04
10,432	Alabama	3-5-05
10,432	Kentucky	1-13-04
10,429	Ole Miss	2-15-03
10,421	Ole Miss	1-26-08
10,412	Ole Miss	1-13-09
10,364	Ole Miss	2-9-12
10,338	Florida	1-24-07
10,315	Kentucky	1-9-96

INDIVIDUAL MSU RECORDS AT THE HUMP

- Most Points Scored**
40, Rickey Brown (Auburn, 3-7-77)
- Most Rebounds**
24, Wiley Peck (Alabama, 1-27-79)
- Most Assists**
15, Al Perry (Vanderbilt, 1-29-77)

TEAM MSU RECORDS AT THE HUMP

- Most Points Scored**
123, Troy State (12-5-95)
- Most Rebounds**
75, Mississippi Valley St. (11-21-00)
- Most Consecutive Wins**
14, 1-22-03 to 1-10-04

A CLOSER LOOK AT MSU

PRESEASON ALL-SEC & POLL

■ In the preseason polls voted on by the coaches, sophomore guard **Quinndary Weatherspoon** was tabbed first-team All-SEC. Last March, he earned SEC All-Freshman honors.

The Canton, Miss., native was also a second-team selection by the media.

As a team, the Bulldogs were picked to finish 10th under second-year coach Ben Howland.

Preseason Poll

1. Kentucky
2. Florida
3. Texas A&M
4. Georgia
5. Arkansas
6. Vanderbilt
7. Alabama
8. South Carolina
9. Ole Miss
10. Mississippi State
11. Auburn
12. LSU
13. Tennessee
14. Missouri

ONE OF NATION'S YOUNGEST TEAMS

■ Mississippi State enters the 2016-17 campaign as the second least-experienced team in the country (351 total).

- | | |
|-----------------------|----------------------|
| 1. North Dakota State | 9. Northern Colorado |
| 2. Mississippi State | 10. Campbell |
| 3. St. John's | 11. Iowa |
| 4. Illinois-Chicago | 12. The Citadel |
| 5. Missouri | 13. Washington |
| 6. Harvard | 14. Texas |
| 7. Bradley | 15. Tennessee |
| 8. Kentucky | 16. LSU |

HOLMAN'S BLOCK PARTY

■ Against Norfolk State in the season opener, sophomore forward **Aric Holman** totaled 5 blocked shots.

That was the most by an MSU player since Gavin Ware also had 5 at Loyola-Chicago on Dec. 15, 2012.

LIKE FATHER, LIKE SON

■ In the season-opener against Norfolk State, freshman guard **Tyson Carter** drew the start.

28 years ago, his father, Greg, drew a start on opening day against Christian Brothers as a freshman.

While Tyson poured in 17 points on 6-of-8 shooting with five made 3-pointers, Greg was 5-6 with 10 points.

Tyson's 17 points were the most by a freshman on opening day since that same game his father played, when Chancellor Nichols also totaled 17.

HOWLAND LOOKING TO JOIN ELITE CLUB

■ **Ben Howland** enters his second season at Mississippi State looking to achieve a feat only 12 coaches have ever done, and that's lead four different teams to the NCAA Tournament.

Howland has already guided Northern Arizona, Pittsburgh and UCLA to the Big Dance.

The first 12 coaches to do so are Lon Kruger, Steve Alford, John Beilein, Lefty Driesell, Cliff Ellis, Larry Eustachy, Jim Harrick, Fran McCaffery, Tom Penders, Tubby Smith, Rick Pitino and Ed-die Sutton.

WEATHERSPOON REACHES 400

■ In the loss to Central Florida on Nov. 17, **Quinndary Weatherspoon** scored 19 points to give him 400 for his career.

Through his first 34 games, he now has 437 points.

FRESHMAN SCORING

■ **Tyson Carter** is averaging 12.3 points, the most for a freshman since Jamont Gordon averaged 13.8 in 2005-06.

Right now, that would rank sixth best all-time. Rickey Brown's average of 19.3 in 1977 is the freshman record.

BULLDOGS SIGN 3

■ Mississippi State took advantage of the early signing period Wednesday and signed three players — two 4-stars and one 3-star — to give MSU its second Top 15 signing class in a row.

Joining MSU next season are guards Nick Weatherspoon (Velma Jackson) of Canton, Miss., and KeyShawn Feazell (Lawrence County) of Monticello, Miss., and forward Garrison Brooks (Auburn High School) of Lafayette, Ala.

Weatherspoon is the younger brother MSU sophomore standout **Quinndary Weatherspoon**, while Brooks is the son of MSU assistant coach, **George Brooks**.

BROOKS NOTED FOR RECRUITING

■ In this year's Sporting News preseason basketball publication, MSU assistant **George Brooks** was named the second best recruiting in the SEC.

Brooks, a 1996 MSU graduate, has been an assistant with the Bulldogs for seven years after serving as head coach at Meridian Community College.

He's been responsible for signing top talent such as **Quinndary Weatherspoon**, **Mario Kegler** and Garrison Brooks.

MSU IN ITALY

■ This past August, Mississippi State spent two weeks traveling across Italy playing games.

Quinndary Weatherspoon averaged a team-high 23.3 points, followed by **Tyson Carter** at 20.5 and **Eli Wright** at 15.3.

Aric Holman was the top rebounder at 7.8 boards.

The Bulldogs went 4-0.

Scores

- 8/05/16 Lithuania NT, W 88-83 (ot)
- 8/08/16 Lithuania, W 93-85
- 8/10/16 Adriatic Sea, W 96-66
- 8/12/16 Kosovo, W 91-87 (ot)

2-1 IN CHARLESTON

■ Mississippi State posted a 2-1 ledger in the Charleston Classic with wins against Boise State and UTEP.

The lone loss came against Central Florida. MSU is now 92-81 all-time in regular-season tournaments.

HIGH STEAL COUNT

■ In the 80-68 win against Boise State, MSU collected 13 steals.

That was the most since also having 13 last February in a home win against South Carolina.

A LOOK AT MSU vs. RANKED FOES

■ With the loss at No. 21 Texas A&M last season, MSU has dropped 14-straight games to ranked opponents and 16 out of the last 19.

Below is a closer look at those games.

Date	Team	Score	Rank
02-24-16	Texas A&M	L, 68-66	21
01-26-16	South Carolina	L, 84-74	22
01-12-16	Kentucky	L, 80-74	13
01-06-16	Texas A&M	L, 61-60	21
02-25-15	Kentucky	L, 74-56	1
02-21-15	Arkansas	L, 65-61	17
01-20-14	Florida	L, 62-51	3
01-08-14	Kentucky	L, 85-63	14
02-09-13	Florida	L, 83-55	2
02-06-13	Ole Miss	L, 93-75	23
01-26-13	Florida	L, 82-47	7
11-19-12	North Carolina	L, 95-49	11
02-21-12	Kentucky	L, 73-64	1
02-28-12	Florida	L, 69-57	13
11-18-11	Arizona	W, 67-57	15
11-17-11	Texas A&M	W, 69-60	18
02-29-11	Florida	W, 71-64	24
02-27-11	Vanderbilt	L, 81-74	19
03-14-10	Kentucky	L, 75-74 (ot)	2

BREAKDOWN OF GAMES IN JACKSON

■ Mississippi State is now 17-6 all-time at Mississippi Coliseum following the Dec. 23 win against Northern Colorado.

This year, MSU plays Southern Miss in Jackson on Dec. 19.

The Bulldogs and Golden Eagles have met three times at Mississippi Coliseum, with USM having a 2-1 advantage.

Here's the entire breakdown . . .

DATE	OPPONENT	W/L	SCORE
12-15-62	Memphis State	W	77-66
01-28-63	Southern Miss	W	62-52
12-14-63	Memphis State	L	73-65
12-16-63	Southern Miss	L	65-60
12-29-64	Mississippi College	L	72-57
12-30-64	Delta State	W	82-63
01-28-65	Arkansas	L	84-69
12-18-78	Iowa State	W	80-70
12-15-80	Southern Miss	L	68-53
11-30-85	Jackson State	W	77-62
12-16-87	McNeese State	W	76-66
11-17-98	Arkansas-Pine Bluff	W	105-53
12-18-02	Georgia State	W	78-54
12-22-04	Jacksonville State	W	95-53
12-15-05	Jacksonville State	W	104-80
12-21-06	New Orleans	W	89-63
01-05-08	Lafayette	W	77-53
12-22-08	Nicholls State	W	77-68
12-22-09	Centenary	W	88-51
12-22-11	Northwestern State	W	82-67
12-22-13	Central Arkansas	W	79-72
12-20-14	USC Upstate	L	53-51
12-23-15	Northern Colorado	W	93-69

2016-17 MISSISSIPPI STATE MISCELLANEOUS STATS/SEC STANDINGS

CHARTING THE BULLDOGS

Dunks		Final Three Minutes From FT Line	
Weatherspoon	9	Mario Kegler	2-3 (.667)
Holman	7	I.J. Ready	3-4 (.750)
Carter	2	Aric Holman	1-3 (.333)
		Carter	2-4 (.500)
		Quinnndary Weatherspoon	0-1 (.000)
Charges Drawn		TOTAL	8-15 (.533)
Weatherspoon	1	Opponent Total	5-6 (.833)
Ready	1		
Point Distribution (%)			
Seniors	48 (17.1)		
Juniors	0		
Sophomores	122 (43.6)		
Freshmen	110 (39.3)		
TOTAL:	280		
First Sub			
Schnider Herard	3		
Eli Wright	2		
Lamar Peters	1		
Scored First Points			
Quinnndary Weatherspoon	2		
Aric Holman	2		
How First Points Were Scored			
3-pointer	2		
Jumper			
Layup	1		
Free Throw			
3-pointer			
Dunk	1		

DIFFERENCE BETWEEN WINNING AND LOSING

Wins	Stat	Losses
73.0	Points	61.0
65.3	Opp. Points	86.0
+7.7	Scoring Margin	-25.0
.456	FG%	32.3
.442	Opp. FG%	.500
.359	3FG%	.250
.258	Opp. 3FG%	.333
.778	FT%	.750
.643	Opp. FT%	.654
35.7	Rebounds	35.0
32.0	Opp. Rebounds	49.0
+3.7	Rebound Margin	-14.0
13.3	Assists	10.0
10.3	Turnovers	10.0
+3.3	Turnover Margin	E
7.3	Steals	8.0
3.0	Blocks	5.0

BULLDOGS IN SEC

CATEGORY	RANK
Scoring offense	13
Scoring defense	11
FG%	13
FG% defense	13
3PT FG%	8
3PT FG% defense	6
FT%	1
Rebounds	13
Rebounds allowed	8
Rebound margin	13
Assists	11
Blocked shots	12
Steals	T6
Turnover margin	7
Assist/Turnover ratio	5

SEASON AND CAREER TOTALS

2016-17		Career	2016-17		Career	2016-17		Career
Double-Digit Scoring			Double-Doubles			5+ Made Free Throws		
I.J. Ready	3 (2-1)	29 (14-15)	Aric Holman	1 (1-0)	1 (1-0)	I.J. Ready	3 (2-1)	3 (2-1)
Quinnndary Weatherspoon	3 (2-1)	23 (13-10)	Quinnndary Weatherspoon		2 (2-0)	Quinnndary Weatherspoon	3 (3-1)	5 (4-1)
Tyson Carter	2 (2-0)	2 (2-0)	I.J. Ready		1 (1-0)	<i>Note: Record in games in ()</i>		
Aric Holman	3 (3-0)	3 (3-0)	3+ 3-Pointers					
Mario Kegler	1 (1-0)	1 (1-0)	Tyson Carter	2 (2-0)	2 (2-0)			
Lamar Peters	1 (1-0)	1 (1-0)	Quinnndary Weatherspoon		6 (3-3)			
20+ Points			Lamar Peters	1 (1-0)	1 (1-0)			
Quinnndary Weatherspoon	2 (2-0)	4 (3-1)	10+ 3-Point Attempt Games					
I.J. Ready		3 (1-2)	3+ Steal Games					
30+ Points			I.J. Ready	2 (1-1)	12 (8-4)			
			Quinnndary Weatherspoon	1 (1-0)	1 (1-0)			
10+ Rebounds			5+ Block Games					
Holman	1 (1-0)	1 (1-0)	Aric Holman	1 (1-0)	1 (1-0)			
Quinnndary Weatherspoon		2 (2-0)						



Ben Howland
21th Season Overall | 2nd Season At Mississippi State
418-224 (16-18 at MSU)

- On March 23, 2015, Ben Howland was named the 20th head coach in Mississippi State history.
- In four different stints as a head coach, Howland has a 418-224 record – Northern Arizona (79-59), Pittsburgh (89-40), UCLA (233-107) and Mississippi State (17-18).
- Led UCLA to three-consecutive Final Fours.
- In 2006, the Bruins played Florida for the national championship.
- In 2008, Howland became one of three coaches in NCAA Division I history to win at least 30 games in three-straight seasons, joining Adolph Rupp (Kentucky 1947-49) and John Calipari (Memphis, 2006-08).
- During his 10-year tenure at UCLA, the Bruins went to the NCAA Tournament seven times and won four Pac-10 regular-season crowns, while having 18 players drafted by NBA teams.
- His 97 victories from 2006-08 stand as the most by any UCLA head coach in a three-year span.
- Has been a Conference Coach of the Year in the Pac-10, Big East and Big Sky.
- His final two years at Pitt, the Panthers went 57-11 and reached the Sweet 16 both years.
- In 2003, Pittsburgh won the Big East Tournament crown and held the nation's No. 2 ranking for eight weeks in the Associated Press poll before ending the year at No. 4.
- In 2002, Howland guided the Panthers to a school-record 29 wins en route to becoming the school's first coach in 26 years to garner National Coach of the Year honors.
- Howland's first coaching gig was at Northern Arizona, where his last three teams posted 20-plus win seasons, including a school-record 21 victories in 1997 en route to capturing the Big Sky regular-season title and played in the NIT.
- In 1998, Howland guided NAU to its first NCAA Tournament after capturing the Big Sky Tournament championship and second-straight regular-season crown.
- Howland spent one year as a graduate assistant at Gonzaga (1981) before becoming an assistant at California-Santa Barbara from 1982-94.
- Played two years at Santa Barbara College before transferring to Weber State, where he earned his degree in physical education in 1979.
- This past year, Howland was inducted into both the Northern Arizona and Weber State hall of fames.
- Howland and his wife, Kim, a former Weber State cheerleader, have two children – Meredith and Adam (Brittney) – and two grandsons, Benjamin Clark Howland II and Elijah Howland.



Howland's Year-By-Year Record				
Northern Arizona (1994-99)				
Year	Overall	Big Sky Record	Postseason	
1995	9-17	4-10 (7th)		
1996	7-19	3-11 (7th)		
1997	21-7	13-1 (1st)	NIT First Round	
1998	21-8	12-2 (1st)	NCAA First Round	
1999	21-8	12-4 (2nd)		
Totals	79-59 (.572)	44-28 (.611)		
Pittsburgh (2000-03)				
Year	Overall	Big East Record	Postseason	
2000	13-15	5-11 (11th)		
2001	19-14	7-9 (5th West)	NIT Second Round	
2002	29-6	13-3 (1st West)	NCAA Sweet 16	
2003	28-5	13-3 (T1st West)	NCAA Sweet 16	
Totals	89-40 (.690)	38-26 (.594)		
UCLA (2004-13)				
Year	Overall	Pac-10/12 Record	Postseason	
2004	11-17	7-11 (1T7th)		
2005	18-11	11-7 (T3rd)	NCAA First Round	
2006	32-7	14-4 (1st)	NCAA Runner-up	
2007	30-6	15-3 (1st)	NCAA Final Four	
2008	35-4	16-2 (1st)	NCAA Final Four	
2009	26-9	13-5 (2nd)	NCAA Second Round	
2010	14-18	8-10 (T5th)		
2011	23-11	13-5 (2nd)	NCAA Second Round	
2012	19-14	11-7 (T5th)		
2013	25-10	13-5 (1st)	NCAA First Round	
Totals	233-107 (.685)	121-59 (.672)		
Mississippi State (2016-Present)				
Year	Overall	SEC Record	Postseason	
2016	14-17	7-11		
2017	3-1			
Totals	17-18 (.486)	7-11 (.389)		
OVERALL	418-224 (.651)			

Alabama	2-1	New Mexico State	2-0
Albany	1-0	New Orleans	2-0
Appalachian State	1-0	Norfolk State	3-0
Arizona	14-11	North Carolina AT&T	1-0
Arizona State	17-8	North Carolina Central	1-0
Arkansas	1-2	Northern Arizona	1-0
Arkansas-Pine Bluff	1-0	Northern Colorado	1-0
Auburn	1-0	Notre Dame	5-8
Belmont	1-0	Oakland	2-0
Boise State	1-4	Occidental College	1-0
Boston College	4-2	Ohio State	2-0
Butler	0-1	Ole Miss	1-1
BYU	2-0	Oral Roberts	0-2
Cal Poly	2-2	Oregon	12-8
Cal State Bakersfield	1-0	Oregon State	16-4
Cal State Fullerton	1-1	Pacific	1-0
Cal State Northridge	9-2	Penn State	2-1
CSU San Bernardino	1-0	Pennsylvania	1-0
California	17-10	Pepperdine	4-0
Central Conn. State	1-0	Pittsburgh	1-0
Central Florida	0-1	Portland	0-1
Chaminade (Hawaii)	3-0	Portland State	5-3
Chicago State	1-0	Prairie View A&M	2-0
Cincinnati	0-1	Providence	3-1
Co. of Notre Dame	1-0	Rhode Island	2-0
Colorado	2-0	Richmond	1-0
Colorado College	2-0	Robert Morris	4-0
Colorado State	1-0	Rutgers	6-1
Concordia (Calif.)	0-1	Sacramento State	7-2
Connecticut	2-3	Sam Houston State	2-1
Coppin State	1-0	San Diego	0-3
Davidson	1-0	San Diego State	0-1
Delaware State	2-0	San Jose State	1-0
DePaul	1-0	Savannah State	1-0
Drexel	1-0	Seton Hall	5-2
Duquesne	3-1	Sonoma State	1-0
East Carolina	0-1	South Carolina	1-1
Eastern Illinois	1-0	South Florida	0-1
Eastern Washington	11-1	Southeast Louisiana	0-1
Elon	1-0	Southern University	0-1
Florida	0-4	Southern Cal	14-9
Florida International	2-1	Southern Illinois	1-0
Florida State	0-1	Southern Utah	3-1
Fresno State	1-0	Southwest Texas	0-1
George Mason	1-0	St. Bonaventure	2-0
George Washington	1-0	St. Francis (N.Y.)	2-0
Georgetown	5-4	St. Francis (Pa.)	4-0
Georgia	1-3	St. Johns	2-3
Georgia Tech	1-0	St. Martin's	1-0
Gonzaga	1-0	Stanford	14-7
Idaho	1-3	Stephen F. Austin	1-1
Idaho State	8-3	Syracuse	4-5
Illinois State	1-0	Temple	1-0
Indiana	2-0	Tennessee	0-2
Indiana State	1-0	Tennessee Martin	1-0
IUPUI	1-0	Texas	1-3
James Madison	1-0	Texas A&M	2-2
Kansas	1-3	Texas Arlington	1-1
Kent State	0-1	Texas El Paso	1-0
Kentucky	1-2	Texas Tech	0-2
Long Beach State	3-1	Texas Pan American	2-0
Louisiana Tech	1-0	Texas Southern	1-0
Loyola Marymount	3-2	Tulane	1-0
LSU	1-1	UC Davis	3-0
Marist	1-0	UC Irvine	5-1
Marquette	0-1	UC Riverside	2-0
Maryland	1-0	UC Santa Barbara	0-1
McNeese State	1-0	UCLA	0-1
Memphis	1-2	UNLV	0-1
Mercer	1-0	Utah	2-1
Miami	3-4	Vanderbilt	1-0
Miami (OH)	1-0	Vermont	1-0
Michigan	4-3	Villanova	3-3
Michigan State	3-1	VCU	1-3
Middle Tenn. State	0-1	Virginia Tech	2-0
Minnesota	0-1	Wagner	2-0
Mississippi State	0-2	Washington	10-11
Missouri-Kansas City	0-1	Washington State	18-3
MVSU	1-0	Weber State	3-9
Missouri	2-0	West Virginia	5-4
Missouri State	1-0	Western Illinois	2-0
Montana	6-5	Western Kentucky	1-0
Montana State	9-3	Western Oregon	1-0
Montana Tech	1-0	Wright State	1-0
Morgan State	1-0	Wyoming	1-0
Morris Brown	1-0	Xavier	1-0
N. Mexico Highlands	1-0	Yale	1-0
Nebraska	1-1	Youngstown State	1-0
Nevada	1-0		
TOTAL:	418-224		

MISSISSIPPI STATE BY THE NUMBERS

GAME-BY-GAME SPECIALTY STATS (MSU First)

<u>Opponent</u>	<u>Paint</u>	<u>Off TO</u>	<u>2nd Chance</u>	<u>Fast Break</u>	<u>Bench</u>
Norfolk State	30/34	18/11	17/10	8/4	6/21
Central Florida	14/48	5/6	11/13	6/6	6/6
Boise State	40/36	22/13	9/0	12/8	3/34
UTEP	20/18	10/5	8/8	6/6	13/9
Lehigh					

GAME-BY-GAME LEAD/DEFICIT

<u>Opponent</u>	<u>Largest Lead</u>	<u>Largest Deficit</u>	<u>Final Score</u>
Norfolk State	12 (74-62, 2nd)	6 (29-35, 1st)	W, 78-74
Central Florida	Never Led	28 (19-47, 1st)	L, 86-71
Boise State	19 (55-36, 2nd)	Never Trailed	W, 80-68
UTEP	7 (61-54, 2nd)	11 (4-15, 1st)	W, 61-54
Lehigh			

Mississippi State Scoring By The Half

<u>Team</u>	<u>1st Half</u>	<u>2nd Half</u>
Norfolk State	39	39
Central Florida	33	28
Boise State	37	43
UTEP	33	28

Lowest First Half: 33, Central Florida/UTEP
Highest First Half: 39, Norfolk State (11-11-16)
Lowest 2nd Half: 28, Central Florida/UTEP
Highest 2nd Half: 43, Boise State (11-18-16)

Opponent Scoring By The Half

<u>Team</u>	<u>1st Half</u>	<u>2nd Half</u>
Norfolk State	39	35
Central Florida	53	33
Boise State	29	39
UTEP	33	21

Lowest First Half: 29, Boise State (11-18-16)
Highest First Half: 53, Central Florida (11-17-16)
Lowest 2nd Half: 21, UTEP (11-20-16)
Highest 2nd Half: 39, Boise State (11-18-16)

MISSISSIPPI STATE BY THE NUMBERS

MSU'S 2016-17 RECORD WHEN . . .

Leads at Halftime	1-0
Trails at Halftime	0-1
Is Tied at Halftime	2-0
Shoots 45% or better from the field	2-0
Shoots less than 45% from the field	1-1
Opp. shoots less than 45% from the field	1-0
Opp. shoots 45% or better from the field	2-1
Outrebounds (or ties) the opponent	3-0
Outrebounded by the opponent	0-1
More Assists (or ties) than the opponent	3-0
Fewer Assists than the opponent	0-1
Fewer (or ties) TOs than opponent	2-1
More TOs than opponent	1-0
Holds opponents to 65 points or less	1-0
In games decided by 10 points or less	2-0

MSU'S 2016-17 RECORD IN . . .

All Games	3-1
Home Games	1-0
Road Games	
Neutral-sites	2-1
Non-SEC Games	3-1
Non-SEC Home Games	1-0
Non-SEC Road Games	
Non-SEC Neutral-site Games	2-1
SEC Games	
SEC Home Games	
SEC Road Games	
SEC Tournament	
November Games	3-1
December Games	
January Games	
February Games	
March Games	
Monday Games	
Tuesday Games	
Wednesday Games	
Thursday Games	0-1
Friday Games	2-0
Saturday Games	
Sunday Games	1-0
Overtime Games	
Television Games	3-1
Games vs. Ranked Opponents	

MISC. 2015-16 TEAM STATS

Largest Lead Surrendered in Loss:

Largest Deficit Overcome in Win:

11, UTEP (11-20-16)

Largest Lead at Anytime:

19, Boise State (11-18-16)

Largest Deficit Anytime:

28, Central Florida (11-17-16)

MISCELLANEOUS MSU INDIVIDUAL STATISTICS

Games Scoring in Double Figures: Weatherspoon 3, Ready 3, Holman 3, Carter 2, Peters, Kegler
Games Scoring 20-plus Points: Weatherspoon 2
Games Scoring 30-plus Points:
Games Rebounding in Double Figures: Holman
Games With Double Figures in Assists:
Games With Double-Doubles: Holman
Games With Triple-Doubles:
Games As Team High Scorer (or co-leader): Weatherspoon 3, Holman
Games As Team High Rebounder (or co-leader): Holman, Weatherspoon, Herard, Kegler
Games As Team Leader in Assists (or co-leader): Ready 3, Weatherspoon, Peters
Games As Team Leader in Steals (or co-leader): Holman 2, , Weatherspoon 2, Carter, Kegler
Games As Team Leader in Blocks (or co-leader): Holman, Datcher, Wright
Games As Team Leader in Turnovers (or co-leader): Kegler 2, Peters, Ready

MSU'S RECORD BY STARTING LINEUP

Weatherspoon, Ready, Carter, Kegler, Holman..... 3-1

GAME-BY-GAME STARTERS

<u>Opponent</u>	<u>Date</u>	<u>Guard</u>	<u>Guard</u>	<u>Guard</u>	<u>Forward</u>	<u>Forward</u>	<u>Record</u>
Norfolk State	11-11-16	W'Spoon	Ready	Carter	Kegler	Holman	1-0
Central Florida	11-17-16	W'Spoon	Ready	Carter	Kegler	Holman	1-1
Boise State	11-18-16	W'Spoon	Ready	Carter	Kegler	Holman	2-1
UTEP	11-20-16	W'Spoon	Ready	Carter	Kegler	Holman	3-1

2016-17 Win-Loss Differential

Diff.	1	2	3	4	5	6	7	8	9	10	11	12	13	14	15	16	17	18	19	20	21	22	23	24	25+
Won				1			1				1														
Lost																									1

MISSISSIPPI STATE BY THE NUMBERS

Mississippi State In Overtime Games

This Season	0-1
Overall Overtime Record	60-50
<i>Home Overtime Record</i>	34-22
<i>Road Overtime Record</i>	18-20
<i>Neutral Site Overtime Record</i>	8-8
Humphrey Coliseum Overtime Record	25-17
SEC Tournament Overtime Record	2-5
Double Overtime Record	6-5
Four Overtime Record	0-2
Postseason Overtime Record	1-0
Last OT Played (1OT)	vs. Alabama (L, 82-80, 2/2/16)
Last Double OT	vs. UMass (L, 101-96, 3/13/12)
Last Triple OT	vs. Alabama (L, 79-78, 2/27/71)
Last Four OT	vs. Ole Miss (W, 104-102, 1/24/90)

Mississippi State Coaches In Overtime Games

Babe McCarthy	6-5
<i>Home Overtime Record</i>	2-2
<i>Road Overtime Record</i>	2-2
<i>Neutral Site Overtime Record</i>	2-1
Joe Dan Gold	5-3
<i>Home Overtime Record</i>	3-3
<i>Road Overtime Record</i>	1-0
<i>Neutral Site Overtime Record</i>	1-0
Kermit Davis	8-6
<i>Home Overtime Record</i>	5-3
<i>Road Overtime Record</i>	3-3
Ron Greene	2-0
<i>Home Overtime Record</i>	2-0
Jim Hatfield	3-3
<i>Home Overtime Record</i>	3-2
<i>Road Overtime Record</i>	0-1
Bob Boyd	3-4
<i>Home Overtime Record</i>	2-1
<i>Road Overtime Record</i>	1-2
<i>Neutral Site Overtime Record</i>	0-1
Richard Williams	15-11
<i>Home Overtime Record</i>	7-3
<i>Road Overtime Record</i>	5-5
<i>Neutral Site Overtime Record</i>	3-3
Rick Stansbury	15-16
<i>Home Overtime Record</i>	7-6
<i>Road Overtime Record</i>	6-7
<i>Neutral Site Overtime Record</i>	2-3
Rick Ray	3-1
<i>Home Overtime Record</i>	3-1
Ben Howland	0-1
<i>Home Overtime Record</i>	0-1

OVERTIME FOES

TEAM	RECORD	TEAM	RECORD
Alabama	6-7	Morehead State.....	1-0
Alaska-Fairbanks.....	1-0	Northeastern Louisiana	0-1
Arkansas.....	2-1	Northwestern State.....	0-1
Auburn.....	6-4	Oklahoma	1-0
Baylor	1-0	Ole Miss.....	6-3
BYU	0-1	Old Dominion.....	0-1
California	0-1	San Diego.....	0-1
Drake.....	1-0	Santa Clara.....	2-0
Florida.....	0-3	Southern Mississippi.....	1-0
Florida State	1-0	Southwestern Louisiana	1-0
Georgia.....	3-3	South Alabama	1-0
Georgia Tech	1-0	South Carolina.....	3-0
Houston	0-1	Tennessee	6-2
Idaho.....	0-1	Texas	1-0
Kentucky.....	4-5	Texas A&M.....	1-1
Loyola	1-0	Troy	2-0
LSU.....	3-4	Tulane.....	0-1
Memphis.....	1-0	UAB	0-1
Missouri-Kansas City.....	0-1	UMass	0-1
Montana.....	1-0	Vanderbilt.....	2-5

THE LAST TIME . . .

THE LAST TIME AN MSU PLAYER ...

Scored 30 or more points in a game:
32, Ravern Johnson vs. Tenn. St. (11-12-10)

Scored 33 or more points in a game:
33, Craig Sword at LSU (2-19-14)

Scored 34 or more points in a game:
34, Arnett Moultrie vs. UMass (3-13-12)

Scored 35 or more points in a game:
36, Jeff Malone at Ole Miss (2-19-83)

Scored 37 or more points in a game:
39, Jeff Malone vs. Alabama (1-31-83)

Scored 40 or more points in a game:
40, Rickey Brown vs. Auburn (3-7-77)

Scored 20+ points in back-to-back games:
Craig Sword (21 vs. Arkansas 1-9-16;
20 vs. Kentucky (1-12-16))

Scored 20+ points in three-consecutive games:
Craig Sword (24 vs. Loyola, 12-01-13; 24 vs.
TCU, 12-05-13; 22 vs. SELA, 12-13-13)

Scored 20+ points in five-consecutive games:
Jeff Malone, 1982-83 (11 consecutive)

Scored 30+ points in back-to-back games:
Jeff Malone (36 at Ole Miss & 30 vs.
Georgia, 1982-83)

Scored 30+ points in three-consecutive games:
Jeff Malone (33 at LSU; 36 at Ole Miss &
30 vs. Georgia, 1982-83)

Two players score 20+ points in same game:
Gavin Ware, 21; Quindary Weatherspoon,
23, vs. Tennessee (1-16-16)

Made 10 field goals in a game:
10, Gavin Ware vs. Miami (11-19-15)

Made 11 field goals in a game:
11, Gavin Ware, Ole Miss (3-2-16)

Made 12 field goals in a game:
12, Gavin Ware, Alabama (2-2-16)

Made 13 field goals in a game:
13, Horatio Webster vs. SW Missouri St.
(11-23-97)

Made 14 field goals in a game:
14, Cameron Burns at Georgia (1-17-90)

Made 15 or more field goals in a game:
16, Raymond Brown vs. Florida (3-2-85)

Attempted 20 field goals in a game:
20, Ravern Johnson vs. St. Mary's (12-29-10)

Attempted 21 or more field goals in a game:
21, Dee Bost vs. Kentucky (2-16-10)

Attempted 23 or more field goals in a game:
23, Arnett Moultrie vs. UMass (3-13-12)

Attempted 25 field goals in a game:
25, Chuck Evans at Alabama (3-6-93)

Attempted 26 field goals in a game:
26, Tony Watts at Ole Miss (2-22-92)

Attempted 27 or more field goals in a game:
28, Jeff Malone vs. Vanderbilt (1-8-83)

Made six 3-pointers in a game:
6, Dee Bost vs. Old Dominion (11-28-09)

Made seven 3-pointers in a game:
7, Malik Newman vs. Ole Miss (1-23-16)

Made eight or more 3-pointers in a game:
8, Winsome Frazier vs. UMKC (11-23-04)

Attempted 11 3-pointers in a game:
11, Dee Bost vs. Detroit (12-17-11)

Attempted 12 3-pointers in a game:
12, Ravern Johnson vs. ETSU (12-11-10)

Attempted 13 or more 3-pointers in a game:
13, Dee Bost vs. Troy (12-10-11)

Attempted 16 or more 3-pointers in a game:
17, Darryl Wilson vs. Alabama (3-4-95)

Made 14 or more free throws in a game:
14, Trivante Bloodman vs. Auburn (2-15-14)

Made 15 or more free throws in a game:
15, Craig Sword vs. Ole Miss (1-11-14)

Attempted 17 free throws in a game:
17, Jarvis Varnado at Houston (12-19-09)

Attempted 18 free throws in a game:
18, Craig Sword vs. Ole Miss (1-11-14)

Attempted 19 free throws in a game:
19, Carl Nichols vs. SE La. (12-1-88)

Had 16 rebounds in a game:
16, Gavin Ware vs. Maryland ES (1-2-14)

Had 17 rebounds in a game:
17, Gavin Ware at Auburn (1-21-15)

Had 18 or more rebounds in a game:
21, Wesley Morgan vs. SE La. (11-28-05)

Had 22 or more rebounds in a game:
23, Rickey Brown vs. Vanderbilt (12-6-79)

Had 24 or more rebounds in a game:
24, Wiley Peck vs. Alabama (1-27-79)

Had 10 or more offensive rebounds in a game:
11, Arnett Moultrie vs. Northwestern State
(12-22-11)

Had 10 or more defensive rebounds in a game:
12, Gavin Ware vs. Vanderbilt (2-16-16)

Had 13 or more defensive rebounds in a game:
13, Colin Borchert (3-9-13)

Had 15 or more defensive rebounds in a game:
15, Jarvis Varnado at San Diego (12-31-09)

Had 10 assists in a game:
10, Dee Bost vs. LSU (1-25-11)

Had 11 assists in a game:
11, I.J. Ready vs. No. Colorado (12-23-15)

Had 13 assists in a game:
13, Dee Bost vs. Ole Miss (2-9-12)

Had 14 assists in a game:
14, Gary Ervin vs. Florida A&M (12-20-04)

Had 15 or more assists in a game:
16, Chuck Evans at UMKC (2-23-93)

Had 10 or more turnovers in a game:
10, Charles Rhodes vs. Nicholls (11-11-06)

Had five or more blocks in a game:
5, Aric Holman vs. Norfolk State (11-11-16)

Had seven blocks in a game:
7, Jarvis Varnado at LSU (2-20-10)

Had eight blocks in a game:
8, Jarvis Varnado vs. Alabama (2-24-10)

Had nine blocks in a game:
9, Jarvis Varnado at Vanderbilt (2-3-10)

Had 10 blocks in a game:
10, Jarvis Varnado vs. Arkansas (1-14-10)

Had 10+ blocks in two consecutive games:
Jarvis Varnado (10 vs. Georgia & 10 vs.
Kentucky, 2007-08)

Had five steals in a game:
5, Fred Thomas vs. Clayton State (11-24-14)

Had six or more steals in a game:
7, Craig Sword vs. Ole Miss (1-11-14)

LAST TIME AN MSU TEAM...

Scored 100 or more points:
106 vs. Eastern Washington (11-13-15)

Scored 100 or more points in an SEC game:
105 vs. Auburn (3-2-04)

Allowed 100 or more points in an SEC game:
115 at Arkansas (2-20-93)

Allowed 100 or more points in non-SEC play:
105 vs. Miami (11-19-15)

Was held to 52 points or less:
51 vs. Alabama (2-10-15)

Was held to 50 points:
50 vs. Alabama (2-25-12)

Was held to 49 points or less:
47 vs. Florida (1-10-15)

Was held to 45 points or less:
41 at Georgia (2-7-15)

Was held to 40 points or less:
36 vs. Missouri (2-13-13)

Was held to 35 points or less:
31 vs. Vanderbilt (2-23-13)

Was held to fewer than 10 points in a half:
9 at Arkansas, first (2-7-15)

Held opponent to 59 points or less:
58 vs. South Carolina (2-27-16)

Held opponent to 56 points or less:
56 at Vanderbilt (3-4-15)

Held opponent to 55 points or less:
54 vs. UTEP (11-20-16)

Held opponent to 50 points or less:
46 vs. Arkansas (2-9-16)

Held opponent to 45 points or less:
45 vs. MVSU (12-28-09)

Held opponent to 42 points or less:
42 vs. Texas-San Antonio (12-4-12)

Held opponent to 39 points or less:
39 at LSU (1-9-08)

Shot 50 percent or better from the field:
.529 [27-51] vs. Arkansas (29-16)

Shot 55 percent or better from the field:
.582 [33-55] vs. No. Colorado (12-23-15)

Shot 60 percent or better from the field:
.621 [41-66] vs. E. Washington (11-13-15)

Shot 65 percent or better from the field:
.660 [35-53] vs. Western Kentucky (1-5-09)

Was held to less than 35 percent from the field:
.323 [20-62] vs. Central Florida (11-17-16)

Was held to less than 30 percent from the field:
.283 [17-60] vs. North Carolina (11-19-12)

Was held to less than 25 percent from the field:
.175 [7-40] vs. Vanderbilt (2-23-13)

Held opp. to 35 percent or less from the field:
.306 [19-62] vs. Texas A&M (1-6-16)

Held opp. to 30 percent or less from the field:
.222 [16-72] vs. Arkansas (2-9-16)

Opponent shot 50 percent or better:
.500 [32-64] Central Florida (11-17-16)

Opponent shot 60 percent or better:
.623 [33-53] Missouri (3-1-14)

Made 35 or more field goals:
35 vs. Texas Southern (12-2-15)

Made 40 or more field goals:
41 vs. Eastern Washington (11-13-15)

Made fewer than 15 field goals:
14 at Arkansas (2-7-15)

Attempted 70 or more shots from the field:
71 vs. Alabama (2-2-16)

Attempted 80 or more shots from the field:
80 at Alabama (2-21-09)

Attempted just 40 shots from the field:
40 vs. Vanderbilt (2-23-13)

Attempted 39 or fewer shots from the field:
39 at Vanderbilt (3-4-15)

Attempted 35 or fewer shots from the field:
34 vs. Tennessee (2-3-15)

Made 10 or more 3-pointers:
11 vs. Norfolk State (11-11-16)

Made 12 3-pointers:
12 vs. Ole Miss (1-23-16)

Made 15 3-pointers:
15 vs. North Carolina A&T (12-12-10)

Made 16 3-pointers:
16 vs. Troy (12-10-11)

Did not make a 3-pointer:
[0-10] at Arkansas (2-7-15)

Made just one 3-pointer:
vs. Tennessee (1-7-15)

Made just two 3-pointers:
vs. Kentucky (2-25-15)

Opponent made 15 or more 3-pointers:
16, Arkansas (1-9-16)

Attempted nine 3-pointers or less:
9 vs. Tennessee (1-7-15)

Attempted six 3-pointers or less:
6 at Ole Miss (1-29-03)

Attempted 25 3-pointers:
25 vs. Auburn (3-5-16)

Attempted 26 3-pointers:
26 vs. Ole Miss (3-2-16)

Attempted 27 3-pointers:
27 vs. Texas Southern (12-2-15)

Attempted 28 3-pointers:
28 vs. Georgia (2-13-16)

Attempted 29 or more 3-pointers:
29 vs. Missouri-Kansas City (12-12-15)

THE LAST TIME (CONTINUED) . . .

Attempted 30 or more 3-pointers:
31 vs. Southern University (11-16-15)

Attempted 35 or more 3-pointers:
35 vs. Kentucky (2-16-10)

Made 31 or more free throws:
31 vs. Auburn (1-22-14)

Made 40 or more free throws:
41 vs. LSU (2-11-09)

Made 50 or more free throws:
52 vs. LSU (2-11-09)

Made fewer than five free throws:
4 at Vanderbilt (2-1-14)

Made fewer than four free throws:
3 vs. Baylor (12-28-11)

Made only 1 free throw:
1 vs. Florida (1-30-14)

Attempted 30 or more free throws:
34 vs. Auburn SECT (3-11-15)

Attempted 35 or more free throws:
35 vs. Tennessee (2-3-15)

Attempted 40 or more free throws:
44 vs. Tennessee (1-7-15)

Attempted 45 or more free throws:
45 vs. Florida A&M (12-17-13)

Attempted fewer than 10 free throws:
7, vs. Texas Southern (12-2-15)

Had 50 or more rebounds:
50 vs. Arkansas (2-9-16)

Had 55 or more rebounds:
58 vs. Troy (12-10-05)

Had 59 or more rebounds:
59 at Houston (12-19-09)

Had fewer than 25 rebounds:
21 vs. McNeese State (12-30-14)

Had 20 or fewer rebounds:
20 at Kentucky (1-12-16)

Had 20 or more assists:
20 vs. South Carolina (2-27-16)

Had 21 or more assists:
21 vs. Northern Colorado (12-23-15)

Had 25 or more assists:
25 vs. St. Bonaventure (12-05-09)

Had 30 or more assists:
30 vs. Troy (12-10-11)

Had 5 Assists:
5, Florida State (12-16-15)

Had Fewer Than 5 Assists:
4, Tennessee (1-2-15)

Had 20 or more turnovers:
20 vs. South Carolina (3-6-13)

Had 21 or more turnovers:
21 vs. Jacksonville (12-23-14)

Had 23 or more turnovers:
23 vs. Arkansas (2-21-15)

Had 24 or more turnovers:
24 at Arkansas (2-7-15)

Had 25 turnovers:
26 vs. Mississippi Valley State (11-17-14)

Had 29 or more turnovers:
29 at Arkansas (1-23-13)

Had 30 or more turnovers:
31 at Kentucky (1-7-97)

Had 34 or more turnovers:
34 at Evansville (12-17-75)

Had fewer than 10 turnovers:
8 vs. UTEP (11-20-16)

Had five or fewer turnovers:
5 vs. Florida Atlantic (11-30-10)

Forced 25 or more turnovers
26 vs. Kennesaw State (11-14-13)

Had 10 blocked shots:
10 vs. Texas Southern (12-2-15)

Had 11 blocked shots:
11 at Alabama (2-21-09)

Had 12 blocked shots:
12 at South Carolina (1-26-16)

Had 13 blocked shots:
13 vs. Arkansas (1-14-10)

Had 14 blocked shots:
14 vs. Texas-Pan American (11-24-09)

Had 16 blocked shots:
16 vs. Georgia (1-12-08)

Had 10 steals:
10 at South Carolina (1-16-16)

Had 11 steals:
11 vs. Florida (1-19-16)

Had 12 steals:
12 vs. Ole Miss (3-2-16)

Had 13 steals:
13 vs. Boise State (11-18-16)

Had 14 steals:
14 vs. South Carolina (1-9-13)

Had 15 steals:
15 vs. Florida Gulf Coast (12-19-13)

Had 17 or more steals:
17 vs. Florida Atlantic (11-13-12)

Had 20 or more steals:
20 vs. Nicholls State (11-17-01)

Had 1 steal or less:
1 vs. Vanderbilt (3-11-11)

1 LAMAR PETERS



Freshman | Guard

6-0 | 188

New Orleans, LA

Landry-Walker HS

Season Highs

Points: 13, UTEP 11-20-16
FGM: 4, UTEP 11-20-16
FGA: 6, UTEP 11-20-16
3FGM: 4, UTEP 11-20-16
3FGA: 5, UTEP 11-20-16
FTM: 1, UTEP 11-20-16
FTA: 1, UTEP 11-20-16
Rebounds: 1, three times, last vs. UTEP 11-20-16
Assists: 4, UTEP 11-20-16
Blocks: --
Steals: 1, Boise State 11-18-16
Minutes: 23, UTEP 11-20-16

Peters' Notes . . .

-Made his collegiate debut against Norfolk State on November 11, 2016

-Did not play against UCF because of a coaching decision.

- Earned his first career steal against Boise State on November 18, 2016.

-Earned double-digits in his game against UTEP on November 20, 2016.

-Led the team in 3-pointers with 4 against UTEP on November 20, 2016.

-Had a team-high 4 assists against UTEP on November 20, 2016.

2016-17 Game-By-Game

Opponent	MIN	FG	Pct.	3FG	Pct.	FT	Pct.	O-D-R	PF	A	TO	B	S	PTS
N11 Norfolk State	15	0-3	.000	0-2	.000	0-0	.000	0-1-1	2	3	4	0	0	0
N17 Central Florida	-DNP-													
N18 Boise State	14	0-4	.000	0-3	.000	0-0	.000	1-0-1	3	1	0	0	1	0
N20 UTEP	23	4-6	.667	4-5	.800	1-1	1.000	0-1-1	3	4	1	0	0	13
N25 LeHigh														
N28 Northwestern State														
D1 Oregon State														
D4 Georgia State														
D14 ETSU														
D19 Southern Miss														
D22 Morehead State														
D29 UMKC														
J3 Alabama														
J7 LSU														
J10 Arkansas														
J14 Texas A&M														
J17 Kentucky														
J21 Tennessee														
J25 Missouri														
J28 Alabama														
J31 Ole Miss														
F4 Tennessee														
F7 Auburn														
F11 South Carolina														
F14 Georgia														
F18 Florida														
F21 Ole Miss														
F25 Vanderbilt														
F28 South Carolina														
M4 LSU														
M8-12 SEC Tournament														

CAREER STATS FOR LAMAR PETERS

Year	GP-GS	Min/Avg	FG-FGA	Pct	3FM-3GA	Pct	FT-FTA	Pct	Rebs	PF-D	Ast	TO	Blk	Stl	Pts/Avg
2016-17	3-0	52/17.3	4-13	.308	4-10	.400	1-1	1.000	3	8-0	8	5	0	1	13/4.3

2 ELI WRIGHT



Freshman | Gaurd

6-4 | 203

Owensboro, KY

22 Feet Academy

Season Highs

Points: 2, UCF, 11-17-16
FGM: --
FGA: 3, UTEP 11-20-16
3FGM: --
3FGA: 1, three times, last vs. UTEP 11-20-16
FTM: 2, UCF, 11-17-16
FTA: 2, UCF, 11-17-16
Rebounds: 1, twice, last vs. UTEP 11-20-16
Assists: 3, Boise State 11-18-16
Blocks: 1, UTEP 11-20-16
Steals: 1, Boise State 11-18-16
Minutes: 15, twice, last vs. Boise State 11-18-16

Wright's Notes . . .

-Made his collegiate debut against Norfolk State on November 11, 2016.

-Earned his first collegiate points with 2 against UCF on November 17, 2016.

-Earned his first collegiate assists with an impressive 3.

-Earned his first collegiate block against UTEP on November 20, 2016.

2016-17 Game-By-Game

Opponent	MIN	FG	Pct.	3FG	Pct.	FT	Pct.	O-D-R	PF	A	TO	B	S	PTS
N11 Norfolk State	13	0-2	.000	0-1	.000	0-0	.000	0-1-1	4	0	0	0	0	0
N17 Central Florida	15	0-2	.000	0-2	.000	2-2	1.000	0-0-0	4	0	1	0	0	2
N18 Boise State	15	0-1	.000	0-1	.000	2-2	1.000	0-0-0	2	3	1	0	1	2
N20 UTEP	10	0-3	.000	0-1	.000	0-0	.000	0-1-1	0	0	0	1	0	0
N25 LeHigh														
N28 Northwestern State														
D1 Oregon State														
D4 Georgia State														
D14 ETSU														
D19 Southern Miss														
D22 Morehead State														
D29 UMKC														
J3 Alabama														
J7 LSU														
J10 Arkansas														
J14 Texas A&M														
J17 Kentucky														
J21 Tennessee														
J25 Missouri														
J28 Alabama														
J31 Ole Miss														
F4 Tennessee														
F7 Auburn														
F11 South Carolina														
F14 Georgia														
F18 Florida														
F21 Ole Miss														
F25 Vanderbilt														
F28 South Carolina														
M4 LSU														
M8-12 SEC Tournament														

CAREER STATS FOR ELI WRIGHT

Year	GP-GS	Min/Avg	FG-FGA	Pct	3FM-3GA	Pct	FT-FTA	Pct	Rebs	PF-D	Ast	TO	Blk	Stl	Pts/Avg
2016-17	4-0	53/13.3	0-5	.000	0-5	.000	4-4	1.000	1-0.3	10-0	3	2	1	1	4/1.0

3 XAVIAN STAPLETON



Sophomore | Guard

6-6 | 195

Flora, MS

Madison Central HS

Season Highs

Points: --
 FGM: --
 FGA: --
 3FGM: --
 3FGA: --
 FTM: --
 FTA: --
 Rebounds: --
 Assists: --
 Blocks: --
 Steals: --
 Minutes: --

Stapleton's Notes . . .

2016-17 Game-By-Game

Opponent	MIN	FG	Pct.	3FG	Pct.	FT	Pct.	O-D-R	PF	A	TO	B	S	PTS
N11 Norfolk State	-DNP-													
N17 Central Florida	-DNP-													
N18 Boise State	-DNP-													
N20 UTEP	-DNP-													
N25 LeHigh														
N28 Northwestern State														
D1 Oregon State														
D4 Georgia State														
D14 ETSU														
D19 Southern Miss														
D22 Morehead State														
D29 UMKC														
J3 Alabama														
J7 LSU														
J10 Arkansas														
J14 Texas A&M														
J17 Kentucky														
J21 Tennessee														
J25 Missouri														
J28 Alabama														
J31 Ole Miss														
F4 Tennessee														
F7 Auburn														
F11 South Carolina														
F14 Georgia														
F18 Florida														
F21 Ole Miss														
F25 Vanderbilt														
F28 South Carolina														
M4 LSU														
M8-12 SEC Tournament														

CAREER STATS FOR XAVIAN STAPLETON

Year	GP-GS	Min/Avg	FG-FGA	Pct	3FM-3GA	Pct	FT-FTA	Pct	Rebs	PF-D	Ast	TO	Blk	Stl	Pts/Avg
2016-17															

4 MARIO KEGLER



Freshman | Guard

6-7 | 220

Jackson, MS

Oak Hill Academy

Season Highs

Points: 12, Boise State 11-18-16
FGM: 4, Boise State 11-18-16
FGA: 10, UTEP 11-20-16
3FGM: 2, twice, last vs. Boise State 11-18-16
3FGA: 4, three times, last vs. UTEP 11-20-16
FTM: 2, Norfolk State, 11-11-16
FTA: 3, Boise State, 11-18-16
Rebounds: 8, UTEP 11-20-16
Assists: 1, Norfolk State, 11-11-16
Blocks: --
Steals: 2, UCF, 11-17-16
Minutes: 27, UTEP 11-20-16

Kegler's Notes . . .

-Earned his first-career start during his collegiate debut against Norfolk State on November 11, 2016.

-Had a career-high 5 rebounds against UCF on November 17, 2016.

-Had a career-high 12 points against Boise State on November 18, 2016.

-Had a career-high 27 minutes against UTEP on November 20, 2016.

-Had a career and team-high 8 rebounds on November 20, 2016.

2016-17 Game-By-Game

Opponent	MIN	FG	Pct.	3FG	Pct.	FT	Pct.	O-D-R	PF	A	TO	B	S	PTS
N11 Norfolk State	26	2-6	.333	2-4	.500	2-2	1.000	0-2-2	4	1	2	0	0	8
N17 Central Florida	22	3-7	.429	1-2	.500	0-0	.000	1-4-5	4	0	3	0	2	7
N18 Boise State	26	4-6	.667	2-4	.500	2-3	.667	1-3-4	2	0	3	0	1	12
N20 UTEP	27	2-10	.200	0-4	.000	2-2	1.000	1-7-8	1	0	1	0	0	6
N25 LeHigh														
N28 Northwestern State														
D1 Oregon State														
D4 Georgia State														
D14 ETSU														
D19 Southern Miss														
D22 Morehead State														
D29 UMKC														
J3 Alabama														
J7 LSU														
J10 Arkansas														
J14 Texas A&M														
J17 Kentucky														
J21 Tennessee														
J25 Missouri														
J28 Alabama														
J31 Ole Miss														
F4 Tennessee														
F7 Auburn														
F11 South Carolina														
F14 Georgia														
F18 Florida														
F21 Ole Miss														
F25 Vanderbilt														
F28 South Carolina														
M4 LSU														
M8-12 SEC Tournament														

CAREER STATS FOR MARIO KEGLER

Year	GP-GS	Min/Avg	FG-FGA	Pct	3FM-3GA	Pct	FT-FTA	Pct	Rebs	PF-D	Ast	TO	Blk	Stl	Pts/Avg
2016-17	4-4	101/25.3	11-29	.379	5-14	.357	6-7	.857	19-4.8	11-0	1	9	0	3	33/8.3

5 JOE STRUGG



R- Freshman | Forward

6-9 | 196

Montgomery, AL

G.W. Carver HS

Season Highs

Points: --
 FGM: --
 FGA: --
 3FGM: --
 3FGA: --
 FTM: --
 FTA: --
 Rebounds: --
 Assists: --
 Blocks: --
 Steals: --
 Minutes: 2, UCF, 11-17-16

Strugg's Notes . . .

-Earned his first collegiate minutes played with 2 against UCF on November 17, 2016.

2016-17 Game-By-Game

Opponent	MIN	FG	Pct.	3FG	Pct.	FT	Pct.	O-D-R	PF	A	TO	B	S	PTS
N11 Norfolk State	-DNP-													
N17 Central Florida	2	0-0	.000	0-0	.000	0-0	.000	0-0-0	0	0	0	0	0	0
N18 Boise State	-DNP-													
N20 UTEP	-DNP-													
N25 LeHigh														
N28 Northwestern State														
D1 Oregon State														
D4 Georgia State														
D14 ETSU														
D19 Southern Miss														
D22 Morehead State														
D29 UMKC														
J3 Alabama														
J7 LSU														
J10 Arkansas														
J14 Texas A&M														
J17 Kentucky														
J21 Tennessee														
J25 Missouri														
J28 Alabama														
J31 Ole Miss														
F4 Tennessee														
F7 Auburn														
F11 South Carolina														
F14 Georgia														
F18 Florida														
F21 Ole Miss														
F25 Vanderbilt														
F28 South Carolina														
M4 LSU														
M8-12 SEC Tournament														

CAREER STATS FOR JOE STRUGG

Year	GP-GS	Min/Avg	FG-FGA	Pct	3FM-3GA	Pct	FT-FTA	Pct	Rebs	PF-D	Ast	TO	Blk	Stl	Pts/Avg
2016-17	1-0	2/2.0	0-0	.000	0-0	.000	0-0	.000	0-0-0	0-0	0	0	0	0	0/0.0

11 QUINNDARY WEATHERSPOON



Sophomore | Guard

6-4 | 205

Canton, MS

Velma Jackson HS

Season Highs

Points: 25, Boise State 11-18-16
FGM: 9, twice, last vs. Boise State 11-18-16
FGA: 18, UCF, 11-17-16
3FGM: 2, Norfolk State, 11-11-16
3FGA: 5, twice, last vs. UCF, 11-17-16
FTM: 6, UCF, Boise State 11-18-16
FTA: 7, twice, last vs. UTEP 11-20-16
Rebounds: 7, UCF, 11-17-16
Assists: 4, UCF, 11-17-16
Blocks: 2, Norfolk State, 11-11-16
Steals: 4, Boise State 11-18-16
Minutes: 36, UTEP 11-20-16

Career Highs

Points: 25, twice, last vs. Boise State 11-18-16
FGM: 8, Tennessee, 1-16-16
FGA: 17, South Carolina, 1-26-16
3FGM: 4, twice, last vs. Auburn, 3-5-16
3FGA: 8, Ole Miss, 3-2-16
FTM: 8, Vanderbilt, 2-16-16
FTA: 10, Vanderbilt, 2-16-16
Rebounds: 14, Missouri, 1-30-16
Assists: 4, NC Central, 12-31-15
Blocks: 2, twice, last vs. Texas A&M, 2-24-16
Steals: 4, Boise State, 11-18-16
Minutes: 41, Alabama, 2-2-16

2016-17 Game-By-Game

Opponent	MIN	FG	Pct.	3FG	Pct.	FT	Pct.	O-D-R	PF	A	TO	B	S	PTS
N11 Norfolk State	30	9-16	.563	2-5	.400	2-2	1.000	2-4-6	2	2	2	2	1	22
N17 Central Florida	35	6-18	.333	2-5	.400	5-5	1.000	2-5-7	0	4	1	1	1	19
N18 Boise State	35	9-12	.750	1-3	.333	6-7	.857	1-3-4	1	2	2	0	4	25
N20 UTEP	36	2-9	.222	0-2	.000	5-7	.714	0-3-3	3	2	0	0	2	9
N25 LeHigh														
N28 Northwestern State														
D1 Oregon State														
D4 Georgia State														
D14 ETSU														
D19 Southern Miss														
D22 Morehead State														
D29 UMKC														
J3 Alabama														
J7 LSU														
J10 Arkansas														
J14 Texas A&M														
J17 Kentucky														
J21 Tennessee														
J25 Missouri														
J28 Alabama														
J31 Ole Miss														
F4 Tennessee														
F7 Auburn														
F11 South Carolina														
F14 Georgia														
F18 Florida														
F21 Ole Miss														
F25 Vanderbilt														
F28 South Carolina														
M4 LSU														
M8-12 SEC Tournament														

Weatherspoon's Notes . . .

- Tabbed first-team All-SEC by league coaches and second-team by the media.
- In his game against Norfolk State it marked the third time he has scored 20+ points in a game.
- Had a game-high 22 points.
- Has scored in double-digits 22 times in his career.
- Eclipsed the 400 mark for his career. He has 412 points in 33 games.
- Had a career high 25 points against Boise State on November 18, 2016.
- Had a team and career-high 4 steals against Boise State on November 18, 2016.
- Shot at 75% against Boise State on November 18, 2016.
- Played through a wrist injury against UTEP on November 20, 2016.

CAREER STATS FOR QUINNDARY WEATHERSPOON

Year	GP-GS	Min/Avg	FG-FGA	Pct	3FM-3GA	Pct	FT-FTA	Pct	Rebs	PF-D	Asst	TO	Blk	Stl	Pts/Avg
2015-16	31-17	836/27.0	133-297	.448	43-109	.394	62-77	.805	146-4.7	75-1	43	45	16	42	371-12.0
2016-17	4-4	136/34.0	26-55	.473	5-15	.333	18-21	.857	20-5.0	6-0	10	5	3	8	75/18.8
Totals	35-21	972/27.8	159-352	.452	48-124	.387	80-98	.816	166-4.7	81-1	53	50	19	50	446-12.7

12 DREW DAVIS



Junior | Guard

5-10 | 172

Atlanta, GA

Fort Walton Beach HS

Season Highs

Points: --
 FGM: --
 FGA: --
 3FGM: --
 3FGA: --
 FTM: --
 FTA: --
 Rebounds: --
 Assists: --
 Blocks: --
 Steals: --
 Minutes: --

Davis' Notes . . .

2016-17 Game-By-Game

Opponent	MIN	FG	Pct.	3FG	Pct.	FT	Pct.	O-D-R	PF	A	TO	B	S	PTS
N11 Norfolk State	-DNP-													
N17 Central Florida	-DNP-													
N18 Boise State	-DNP-													
N20 UTEP	-DNP-													
N25 LeHigh														
N28 Northwestern State														
D1 Oregon State														
D4 Georgia State														
D14 ETSU														
D19 Southern Miss														
D22 Morehead State														
D29 UMKC														
J3 Alabama														
J7 LSU														
J10 Arkansas														
J14 Texas A&M														
J17 Kentucky														
J21 Tennessee														
J25 Missouri														
J28 Alabama														
J31 Ole Miss														
F4 Tennessee														
F7 Auburn														
F11 South Carolina														
F14 Georgia														
F18 Florida														
F21 Ole Miss														
F25 Vanderbilt														
F28 South Carolina														
M4 LSU														
M8-12 SEC Tournament														

CAREER STATS FOR DREW DAVIS

Year	GP-GS	Min/Avg	FG-FGA	Pct	3FM-3GA	Pct	FT-FTA	Pct	Rebs	PF-D	Ast	TO	Blk	Stl	Pts/Avg
2016-17															

13 NICK SINGLETON



Sophomore | Guard

6-5 | 194

Decatur, GA

Columbia HS

Season Highs

Points: --
 FGM: --
 FGA: --
 3FGM: --
 3FGA: --
 FTM: --
 FTA: --
 Rebounds: 2, UCF, 11-17-16
 Assists: --
 Blocks: --
 Steals: --
 Minutes: 2, UCF, 11-17-16

2016-17 Game-By-Game

Opponent	MIN	FG	Pct.	3FG	Pct.	FT	Pct.	O-D-R	PF	A	TO	B	S	PTS
N11 Norfolk State	-DNP-													
N17 Central Florida	2	0-0	.000	0-0	.000	0-0	.000	1-1-2	0	0	0	0	0	0
N18 Boise State	-DNP-													
N20 UTEP	-DNP-													
N25 LeHigh														
N28 Northwestern State														
D1 Oregon State														
D4 Georgia State														
D14 ETSU														
D19 Southern Miss														
D22 Morehead State														
D29 UMKC														
J3 Alabama														
J7 LSU														
J10 Arkansas														
J14 Texas A&M														
J17 Kentucky														
J21 Tennessee														
J25 Missouri														
J28 Alabama														
J31 Ole Miss														
F4 Tennessee														
F7 Auburn														
F11 South Carolina														
F14 Georgia														
F18 Florida														
F21 Ole Miss														
F25 Vanderbilt														
F28 South Carolina														
M4 LSU														
M8-12 SEC Tournament														

Singleton's Notes . . .

-Had his first collegiate appearance with 2 minutes against UCF on November 17, 2016

CAREER STATS FOR NICK SINGLETON

Year	GP-GS	Min/Avg	FG-FGA	Pct	3FM-3GA	Pct	FT-FTA	Pct	Rebs	PF-D	Ast	TO	Blk	Stl	Pts/Avg
2016-17	1-0	2/2.0	0-0	.000	0-0	.000	0-0	.000	1-1-2	0-0	0	0	0	0	0/0.0

15 I.J. READY



Senior | Guard

5-11 | 166

Rixey, AR

Parkview Magent HS

Season Highs

Points: 15, UCF, 11-17-16
FGM: 6, UCF, 11-17-16
FGA: 15, UCF, 11-17-16
3FGM: 1, 3 times, last vs. twice, last vs. Boise State 11-18-16
3FGA: 6, UCF, 11-17-16
FTM: 3, Norfolk State, 11-11-16
FTA: 4, Norfolk State, 11-11-16
Rebounds: 3, 3 times, last vs. Boise State 11-18-16
Assists: 7, Norfolk State, 11-11-16
Blocks: -
Steals: 3, Boise State 11-18-16
Minutes: 31, Norfolk State, 11-11-16

Career Highs

Points: 25, Eastern Washington, 11-13-15
FGM: 8, Eastern Washington, 11-13-15
FGA: 16, 3x, last vs. Florida, 1-19-16
3FGM: 4, Georgia, 1-24-15
3FGA: 7, 7x, last vs. Texas Southern, 12-2-15
FTM: 8, Eastern Washington, 11-13-15
FTA: 9, Eastern Washington, 11-13-15
Rebounds: 8, twice, last vs. Auburn, 1-21-15
Assists: 11, twice, last vs. Northern Colorado, 12-23-15
Blocks: 1, Arkansas, 2-9-16
Steals: 5, twice, last vs. South Carolina, 2-27-16
Minutes: 36, Ole Miss, 3-2-16

2016-17 Game-By-Game

Opponent	MIN	FG	Pct.	3FG	Pct.	FT	Pct.	O-D-R	PF	A	TO	B	S	PTS
N11 Norfolk State	31	5-13	.385	1-2	.500	3-4	.750	0-3-3	2	7	0	0	0	14
N17 Central Florida	30	6-15	.400	1-6	.167	2-2	1.000	1-2-3	1	4	2	0	1	15
N18 Boise State	27	5-9	.556	1-2	.500	2-3	.667	1-2-3	2	6	0	0	3	13
N20 UTEP	30	2-6	.333	0-1	.000	2-2	1.000	1-1-2	3	3	3	0	1	6
N25 LeHigh														
N28 Northwestern State														
D1 Oregon State														
D4 Georgia State														
D14 ETSU														
D19 Southern Miss														
D22 Morehead State														
D29 UMKC														
J3 Alabama														
J7 LSU														
J10 Arkansas														
J14 Texas A&M														
J17 Kentucky														
J21 Tennessee														
J25 Missouri														
J28 Alabama														
J31 Ole Miss														
F4 Tennessee														
F7 Auburn														
F11 South Carolina														
F14 Georgia														
F18 Florida														
F21 Ole Miss														
F25 Vanderbilt														
F28 South Carolina														
M4 LSU														
M8-12 SEC Tournament														

Ready's Notes . . .

- I.J. Ready leads the team in assists with 7.

-Earned his 66th career start.

-He earned his 28th double-digit game with 15 against UCF on November 17, 2016

-302 points shy of becoming the 37th player in MSU history to score 1,000 for a career.

-Needs just 41 assists to move into the MSU all-time Top 10.

-Is 30 steals shy of moving in the MSU Top 10 record book.

-Had a season-high 3 steals against Boise State on November 18, 2016.

CAREER STATS FOR I.J. READY

Year	GP-GS	Min/Avg	FG-FGA	Pct	3FM-3GA	Pct	FT-FTA	Pct	Rebs	PF-D	Asst	TO	Blk	Stl	Pts/Avg
2013-14	26-21	626/24.1	59-159	.371	17-48	.354	18-21	.857	55-2.1	31-1	69	41	0	32	153/5.9
2014-15	29-21	744/25.7	87-218	.399	28-95	.295	37-42	.881	57-2.0	46-0	71	41	0	37	239/8.2
2015-16	30-22	886/29.5	103-247	.417	26-91	.286	45-56	.804	79-2.6	56-1	134	48	1	39	277/9.2
2016-17	4-4	118/29.5	18-43	.419	3-11	.273	9-11	.818	11-2.8	8-0	20	5	0	5	48/12.0
Totals	89-68	2374/26.7	267-667	.400	74-245	.302	109-130	.838	202-2.3	141-2	294	135	1	113	717/8.1

20 MILES WASHINGTON



Freshman | Center

6-7 | 202

New Albany, MS

New Albany HS

Season Highs

Points: --
 FGM: --
 FGA: --
 3FGM: --
 3FGA: --
 FTM: --
 FTA: --
 Rebounds: --
 Assists: --
 Blocks: --
 Steals: --
 Minutes: --

Washington's Notes . . .

2016-17 Game-By-Game

Opponent	MIN	FG	Pct.	3FG	Pct.	FT	Pct.	O-D-R	PF	A	TO	B	S	PTS
N11 Norfolk State	-DNP-													
N17 Central Florida	-DNP-													
N18 Boise State	-DNP-													
N20 UTEP	-DNP-													
N25 LeHigh														
N28 Northwestern State														
D1 Oregon State														
D4 Georgia State														
D14 ETSU														
D19 Southern Miss														
D22 Morehead State														
D29 UMKC														
J3 Alabama														
J7 LSU														
J10 Arkansas														
J14 Texas A&M														
J17 Kentucky														
J21 Tennessee														
J25 Missouri														
J28 Alabama														
J31 Ole Miss														
F4 Tennessee														
F7 Auburn														
F11 South Carolina														
F14 Georgia														
F18 Florida														
F21 Ole Miss														
F25 Vanderbilt														
F28 South Carolina														
M4 LSU														
M8-12 SEC Tournament														

CAREER STATS FOR MILES WASHINGTON

Year	GP-GS	Min/Avg	FG-FGA	Pct	3FM-3GA	Pct	FT-FTA	Pct	Rebs	PF-D	Ast	TO	Blk	Stl	Pts/Avg
2016-17															

23 TYSON CARTER



Freshman | Guard

6-4 | 167

Starkville, MS

Starkville HS

Season Highs

Points: 17, Norfolk State, 11-11-16
FGM: 6, Norfolk State, 11-11-16
FGA: 12, UCF, 11-17-16
3FGM: 5, Norfolk State, 11-11-16
3FGA: 8, UCF, 11-17-16
FTM: 6, Boise State 11-18-16
FTA: 6, Boise State 11-18-16
Rebounds: 6, UTEP 11-20-16
Assists: 2, twice, last vs. UCF, 11-17-16
Blocks: --
Steals: 2, twice, last vs. Boise State 11-18-16
Minutes: 33, twice, last vs. UCF, 11-17-16

Carter's Notes . . .

- 17 points is the most by a freshman on opening day since Chancellor Nichols scored 17 against Christian Brothers in November 1987

-In his collegiate debut, freshman guard Tyson Carter poured in 17 points on 6-of-8 shooting. He also drained 5 3-pointers

-Earned his first-career start during his collegiate debut against Norfolk State on November 11, 2016.

-Scored 17 points in his debut against Norfolk State, the most by a true freshman on opening day since Chancellor Nichols also had 17 against Christian Brothers on Nov. 28, 1987.

-Shot 6 for 6 at the free throw line against Boise State on November 18, 2016.

-Was second on the team for 3-pointers with 3 against UTEP on November 20, 2016.

-Had a career-high 6 assists against UTEP on November 20, 2016.

2016-17 Game-By-Game

Opponent	MIN	FG	Pct.	3FG	Pct.	FT	Pct.	O-D-R	PF	A	TO	B	S	PTS
N11 Norfolk State	33	6-8	.750	5-7	.714	0-0	.000	0-1-1	1	2	1	0	1	17
N17 Central Florida	33	2-12	.167	2-8	.250	2-4	.500	0-2-2	2	2	0	0	2	8
N18 Boise State	30	4-10	.400	1-4	.250	6-6	1.000	0-2-2	2	1	0	0	2	15
N20 UTEP	26	3-7	.429	3-6	.500	0-0	.000	0-6-6	1	1	0	0	0	9
N25 LeHigh														
N28 Northwestern State														
D1 Oregon State														
D4 Georgia State														
D14 ETSU														
D19 Southern Miss														
D22 Morehead State														
D29 UMKC														
J3 Alabama														
J7 LSU														
J10 Arkansas														
J14 Texas A&M														
J17 Kentucky														
J21 Tennessee														
J25 Missouri														
J28 Alabama														
J31 Ole Miss														
F4 Tennessee														
F7 Auburn														
F11 South Carolina														
F14 Georgia														
F18 Florida														
F21 Ole Miss														
F25 Vanderbilt														
F28 South Carolina														
M4 LSU														
M8-12 SEC Tournament														

CAREER STATS FOR TYSON CARTER

Year	GP-GS	Min/Avg	FG-FGA	Pct	3FM-3GA	Pct	FT-FTA	Pct	Rebs	PF-D	Ast	TO	Blk	Stl	Pts/Avg
2016-17	4-4	122/30.5	15-37	.405	11-25	.440	8-10	.800	11-2.8	6-0	6	1	0	5	49/12.3

24 ABDUL ADO



Freshman | Forward

6-11 | 246

Lagos, Nigeria

Hamilton Heights HS

Season Highs

Points: --
 FGM: --
 FGA: --
 3FGM: --
 3FGA: --
 FTM: --
 FTA: --
 Rebounds: --
 Assists: --
 Blocks: --
 Steals: --
 Minutes: --

Ado's Notes . . .

2016-17 Game-By-Game

Opponent	MIN	FG	Pct.	3FG	Pct.	FT	Pct.	O-D-R	PF	A	TO	B	S	PTS
N11 Norfolk State	-DNP-													
N17 Central Florida	-DNP-													
N18 Boise State	-DNP-													
N20 UTEP	-DNP-													
N25 LeHigh														
N28 Northwestern State														
D1 Oregon State														
D4 Georgia State														
D14 ETSU														
D19 Southern Miss														
D22 Morehead State														
D29 UMKC														
J3 Alabama														
J7 LSU														
J10 Arkansas														
J14 Texas A&M														
J17 Kentucky														
J21 Tennessee														
J25 Missouri														
J28 Alabama														
J31 Ole Miss														
F4 Tennessee														
F7 Auburn														
F11 South Carolina														
F14 Georgia														
F18 Florida														
F21 Ole Miss														
F25 Vanderbilt														
F28 South Carolina														
M4 LSU														
M8-12 SEC Tournament														

CAREER STATS FOR ABDUL ADO

Year	GP-GS	Min/Avg	FG-FGA	Pct	3FM-3GA	Pct	FT-FTA	Pct	Rebs	PF-D	Ast	TO	Blk	Stl	Pts/Avg
2016-17															

34 SCHNIDER HERARD



Freshman | Center

6-10 | 250

Port-au-Prince, Haiti

Prestonwood Christian HS

Season Highs

Points: 4, Norfolk State, 11-11-16
FGM: 2, Norfolk State, 11-11-16
FGA: 3, Norfolk State, 11-11-16
3FGM: --
3FGA: --
FTM: 2, UCF, 11-17-16
FTA: 3, UCF, 11-17-16
Rebounds: 7, Boise State 11-18-16
Assists: 2, UTEP 11-20-16
Blocks: --
Steals: --
Minutes: 20, UTEP 11-20-16

Herard's Notes . . .

- Had his collegiate debut against Norfolk State on November 11, 2016.

-Had 4 rebounds in the 17 minutes he played.

-Made his first career free throws with 2 against UCF on November 17, 2016.

-Had a team-high 7 rebounds against Boise State on November 18, 2016.

-Had a career-high 20 minutes on November 20, 2016.

2016-17 Game-By-Game

Opponent	MIN	FG	Pct.	3FG	Pct.	FT	Pct.	O-D-R	PF	A	TO	B	S	PTS
N11 Norfolk State	17	2-3	.667	0-0	.000	0-1	.000	2-2-4	1	0	3	0	0	4
N17 Central Florida	18	0-2	.000	0-0	.000	2-3	.667	0-2-2	4	0	1	0	0	2
N18 Boise State	18	0-1	.000	0-0	.000	0-0	.000	1-6-7	2	0	1	0	0	0
N20 UTEP	20	0-1	.000	0-0	.000	0-0	.000	2-3-5	3	2	1	0	0	0
N25 LeHigh														
N28 Northwestern State														
D1 Oregon State														
D4 Georgia State														
D14 ETSU														
D19 Southern Miss														
D22 Morehead State														
D29 UMKC														
J3 Alabama														
J7 LSU														
J10 Arkansas														
J14 Texas A&M														
J17 Kentucky														
J21 Tennessee														
J25 Missouri														
J28 Alabama														
J31 Ole Miss														
F4 Tennessee														
F7 Auburn														
F11 South Carolina														
F14 Georgia														
F18 Florida														
F21 Ole Miss														
F25 Vanderbilt														
F28 South Carolina														
M4 LSU														
M8-12 SEC Tournament														

CAREER STATS FOR SCHNIDER HERARD

Year	GP-GS	Min/Avg	FG-FGA	Pct	3FM-3GA	Pct	FT-FTA	Pct	Rebs	PF-D	Ast	TO	Blk	Stl	Pts/Avg
2016-17	4-0	73/18.3	2-7	.286	0-0	.000	2-4	.500	18-4.5	10-0	2	6	0	0	6/1.5

35 ARIC HOLMAN



Sophomore | Forward

6-10 | 222

Owensboro, KY

Owensboro HS

Season Highs

Points: 18, UTEP 11-20-16
FGM: 8, UTEP 11-20-16
FGA: 13, Boise State 11-18-16
3FGM: 1, Norfolk State, 11-11-16
3FGA: 4, Boise State 11-18-16
FTM: 4, Norfolk State, 11-11-16
FTA: 7, Norfolk State, 11-11-16
Rebounds: 11, Norfolk State, 11-11-16
Assists: --
Blocks: 5, Norfolk State, 11-11-16
Steals: 2, twice, last vs. UTEP 11-20-16
Minutes: 28, UCF, 11-17-16

Career Highs

Points: 18, UTEP 11-20-16
FGM: 8, UTEP 11-20-16
FGA: 13, Boise State 11-18-16
3FGM: 1, twice, last vs. Norfolk State 11-17-16
3FGA: 4, Boise State 11-18-16
FTM: 4, Norfolk State, 11-11-16
FTA: 7, Norfolk State, 11-11-16
Rebounds: 11, Norfolk State, 11-11-16
Assists: 4, Arkansas, 2-9-16
Blocks: 5, Norfolk State, 11-11-16
Steals: 2, Norfolk State, 11-11-16
Minutes: 28, UCF, 11-17-16

2016-17 Game-By-Game

Opponent	MIN	FG	Pct.	3FG	Pct.	FT	Pct.	O-D-R	PF	A	TO	B	S	PTS
N11 Norfolk State	26	3-7	.429	1-2	.500	4-7	.571	3-8-11	2	0	1	5	2	11
N17 Central Florida	28	2-4	.500	0-1	.000	2-3	.667	4-3-7	1	0	2	1	1	6
N18 Boise State	24	6-13	.462	0-4	.000	0-0	.000	1-4-5	1	0	2	0	0	12
N20 UTEP	23	8-10	.800	0-1	.000	2-2	1.000	2-2-4	5	0	2	0	2	18
N25 LeHigh														
N28 Northwestern State														
D1 Oregon State														
D4 Georgia State														
D14 ETSU														
D19 Southern Miss														
D22 Morehead State														
D29 UMKC														
J3 Alabama														
J7 LSU														
J10 Arkansas														
J14 Texas A&M														
J17 Kentucky														
J21 Tennessee														
J25 Missouri														
J28 Alabama														
J31 Ole Miss														
F4 Tennessee														
F7 Auburn														
F11 South Carolina														
F14 Georgia														
F18 Florida														
F21 Ole Miss														
F25 Vanderbilt														
F28 South Carolina														
M4 LSU														
M8-12 SEC Tournament														

Holman's Notes . . .

- Aric Holman had a team high of 11 rebounds.

- Sophomore forward Aric Holman recorded his first-career double-double with career highs in points (11) and rebounds (11).

- Had career highs in minutes (26), steals (2) and blocks (5).

-Has collected 18 rebounds to go along with his 17 points.

-Had a career and team-high 18 points against UTEP on November 20, 2016.

-Shot at 80% against UTEP on November 20, 2016.

CAREER STATS FOR ARIC HOLMAN

Year	GP-GS	Min/Avg	FG-FGA	Pct	3FM-3GA	Pct	FT-FTA	Pct	Rebs	PF-D	Ast	TO	Blk	Stl	Pts/Avg
2015-16	21-3	194/9.2	18-44	.409	2-13	.154	1-6	.167	39-1.9	37-2	8	16	14	2	39/1.9
2016-17	4-4	101/25.3	19-34	.559	1-8	.125	8-12	.667	27-6.8	9-1	0	7	6	5	47/11.8
Totals	25-7	295/11.8	37-78	.474	3-21	.143	9-18	.500	66-2.6	46-3	8	23	20	7	86/3.4

45 E.J. DATCHER



Freshman | Center

6-9 | 240

Hapersville, AL

Vincent HS

Season Highs

Points: 2, Norfolk State, 11-11-16
FGM: 1, twice, last vs. UCF, 11-17-16
FGA: 2, twice, last vs. UCF, 11-17-16
3FGM: --
3FGA: --
FTM: --
FTA: 1, Norfolk State, 11-11-16
Rebounds: 7, Norfolk State, 11-11-16
Assists: --
Blocks: 3, UCF, 11-17-16
Steals: 1, twice, last vs. 4, Boise State 11-18-16
Minutes: 15, UCF, 11-17-16

Datcher's Notes . . .

- E.J. Datcher was second on the team with 7 rebounds.

-- Had his collegiate debut against Norfolk State on November 11, 2016.

-Was second on the team for blocks with 4 against UCF on November 17, 2016

2016-17 Game-By-Game

Opponent	MIN	FG	Pct.	3FG	Pct.	FT	Pct.	O-D-R	PF	A	TO	B	S	PTS
N11 Norfolk State	9	1-2	.500	0-0	.000	0-1	.000	1-6-7	4	0	0	1	0	2
N17 Central Florida	15	1-2	.500	0-0	.000	0-1	.000	0-2-2	5	0	0	3	1	2
N18 Boise State	11	0-1	.000	0-0	.000	1-2	.500	2-2-4	1	0	1	0	1	1
N20 UTEP	5	0-0	.000	0-0	.000	0-0	.000	0-0-0	1	0	0	0	0	0
N25 LeHigh														
N28 Northwestern State														
D1 Oregon State														
D4 Georgia State														
D14 ETSU														
D19 Southern Miss														
D22 Morehead State														
D29 UMKC														
J3 Alabama														
J7 LSU														
J10 Arkansas														
J14 Texas A&M														
J17 Kentucky														
J21 Tennessee														
J25 Missouri														
J28 Alabama														
J31 Ole Miss														
F4 Tennessee														
F7 Auburn														
F11 South Carolina														
F14 Georgia														
F18 Florida														
F21 Ole Miss														
F25 Vanderbilt														
F28 South Carolina														
M4 LSU														
M8-12 SEC Tournament														

CAREER STATS FOR E.J. DATCHER

Year	GP-GS	Min/Avg	FG-FGA	Pct	3FM-3GA	Pct	FT-FTA	Pct	Rebs	PF-D	Ast	TO	Blk	Stl	Pts/Avg
2016-17	4-0	40/10.0	2-5	.400	0-0	.000	1-4	.250	13-3.3	11-1	0	1	4	2	5/1.3

2016-17 Mississippi State Stats
Mississippi State Combined Team Statistics (as of Nov 20, 2016)
All games



RECORD:	OVERALL	HOME	AWAY	NEUTRAL
ALL GAMES	3-1	1-0	0-0	2-1
CONFERENCE	0-0	0-0	0-0	0-0
NON-CONFERENCE	3-1	1-0	0-0	2-1

#	Player	gp-gs	min	avg	Total		3-Point		F-Throw		Rebounds				pf	dq	a	to	blk	stl	pts	avg
					fg-fga	fg%	3fg-fga	3fg%	ft-fta	ft%	off	def	tot	avg								
11	Q Weatherspoon	4-4	136	34.0	26-55	.473	5-15	.333	18-21	.857	5	15	20	5.0	6	0	10	5	3	8	75	18.8
23	Tyson Carter	4-4	122	30.5	15-37	.405	11-25	.440	8-10	.800	0	11	11	2.8	6	0	6	1	0	5	49	12.3
15	IJ Ready	4-4	118	29.5	18-43	.419	3-11	.273	9-11	.818	3	8	11	2.8	8	0	20	5	0	5	48	12.0
35	Aric Holman	4-4	101	25.3	19-34	.559	1-8	.125	8-12	.667	10	17	27	6.8	9	1	0	7	6	5	47	11.8
04	Mario Kegler	4-4	101	25.3	11-29	.379	5-14	.357	6-7	.857	3	16	19	4.8	11	0	1	9	0	3	33	8.3
01	Lamar Peters	3-0	52	17.3	4-13	.308	4-10	.400	1-1	1.000	1	2	3	1.0	8	0	8	5	0	1	13	4.3
34	Schnider Herard	4-0	73	18.3	2-7	.286	0-0	.000	2-4	.500	5	13	18	4.5	10	0	2	6	0	0	6	1.5
45	E.J. Datcher	4-0	40	10.0	2-5	.400	0-0	.000	1-4	.250	3	10	13	3.3	11	1	0	1	4	2	5	1.3
02	Eli Wright	4-0	53	13.3	0-8	.000	0-5	.000	4-4	1.000	0	1	1	0.3	10	0	3	2	1	1	4	1.0
05	Joe Strugg	1-0	2	2.0	0-0	.000	0-0	.000	0-0	.000	0	0	0	0.0	0	0	0	0	0	0	0	0.0
13	Nick Singleton	1-0	2	2.0	0-0	.000	0-0	.000	0-0	.000	1	1	2	2.0	0	0	0	0	0	0	0	0.0
Team											7	10	17									
Total.....		4	800		97-231	.420	29-88	.330	57-74	.770	38	104	142	35.5	79	2	50	41	14	30	280	70.0
Opponents.....		4	800		104-227	.458	21-77	.273	53-82	.646	36	109	145	36.2	78	-	49	51	11	14	282	70.5

TEAM STATISTICS	MS	OPP	Date	Opponent	Score	Att.
SCORING	280	282	11-11-16	NORFOLK STATE	w 78-74	4467
Points per game	70.0	70.5	11-17-17	vs UCF	L 61-86	3430
Scoring margin	-0.5	-	11-18-16	vs Boise State	w 80-68	3517
FIELD GOALS-ATT	97-231	104-227	11/20/16	vs UTEP	w 61-54	1293
Field goal pct	.420	.458	* - Conference game			
3 POINT FG-ATT	29-88	21-77				
3-point FG pct	.330	.273				
3-pt FG made per game	7.3	5.3				
FREE THROWS-ATT	57-74	53-82				
Free throw pct	.770	.646				
F-Throws made per game	14.3	13.3				
REBOUNDS	142	145				
Rebounds per game	35.5	36.2				
Rebounding margin	-0.7	-				
ASSISTS	50	49				
Assists per game	12.5	12.3				
TURNOVERS	41	51				
Turnovers per game	10.3	12.8				
Turnover margin	+2.5	-				
Assist/turnover ratio	1.2	1.0				
STEALS	30	14				
Steals per game	7.5	3.5				
BLOCKS	14	11				
Blocks per game	3.5	2.8				
ATTENDANCE	4467	8240				
Home games-Avg/Game	1-4467	0-0				
Neutral site-Avg/Game	-	3-2747				












Score by Periods	1st	2nd	Totals
Mississippi State	142	138	280
Opponents	154	128	282

2016-17 Mississippi State Stats
Mississippi State Game-by-Game Highs (as of Nov 21, 2016)
All games



Opponent	Date	Score	Points	Rebounds	Assists	Steals	Blocked shots
NORFOLK STATE	11-11-16	78-74	22-Q Weatherspoon	11-Aric Holman	7-IJ Ready	2-Aric Holman	5-Aric Holman
vs UCF	11-17-17	61-86	19-Q Weatherspoon	7-Aric Holman	4-IJ Ready	2-Tyson Carter	3-E.J. Datcher
				Q Weatherspoon	Q Weatherspoon	Mario Kegler	
vs Boise State	11-18-16	80-68	25-Q Weatherspoon	7-Schnider Herard	6-IJ Ready	4-Q Weatherspoon	None
vs UTEP	11/20/16	61-54	18-Aric Holman	8-Mario Kegler	4-Lamar Peters	2-Q Weatherspoon	1-Eli Wright
						Aric Holman	

2016-17 MISSISSIPPI STATE PLAYER BREAKDOWN

1		Lamar Peters Fr G 6-0 188 New Orleans, LA	Notes: Made his collegiate debut against Norfolk State. DNP against Central Florida but logged 14 minutes against Boise State. Scored first-career points against UTEP (13) on 4-6 shooting.
		MIN PTS RBS AST FG% 3FG% FT% 17.3 4.3 1.0 2.7 .308 .400 1.000	
2		Eli Wright Fr G 6-4 203 Owensboro, KY	Notes: Made his collegiate debut against Norfolk State and has played in all four games. All four of his points have come at the foul line.
		MIN PTS RBS AST FG% 3FG% FT% 13.3 1.0 0.3 0.8 .000 .000 1.000	
3		Xavian Stapleton So G 6-6 207 Flora, MS	Notes: Transfer from La. Tech that sat out last year and is recovering from a torn ACL.
		MIN PTS RBS STL FG% 3FG% FT%	
4		Mario Kegler Fr G 6-7 220 Jackson, MS	Notes: Scored 8 points his collegiate debut against Norfolk State. Had a 12-point game against Boise State before having a career-best 8 rebounds vs. UTEP.
		MIN PTS RBS STL FG% 3FG% FT% 25.3 8.3 4.8 0.8 .379 .357 .857	
5		Joe Strugg Fr F 6-9 196 Montgomery, AL	Notes: DNP vs. Norfolk State. Made collegiate debut vs. UCF and logged 2 minutes.
		MIN PTS RBS AST FG% 3FG% FT% 2.0 0.0 0.0 0.0 .000 .000 .000	
11		Quinndary Weatherspoon So G 6-4 205 Canton, MS	Notes: Preseason All-SEC selection who scored a game-high 22 points vs. Norfolk State. Career-high 25 points came against Boise State. Made Charleston Classic All-Tournament team. Leads MSU with 9 dunks.
		MIN PTS RBS AST FG% 3FG% FT% 34.0 18.8 5.0 2.5 .473 .333 .857	
15		I.J. Ready Sr G 5-11 166 Rixey, AL	Notes: MSU's lone senior who has appeared in 85 games and scored 683 points. Had 14 points and 7 assists against Norfolk State. Had six points vs. UTEP after having 13 vs. Boise State. Has 20 assists and only 5 turnovers on the year.
		MIN PTS RBS AST FG% 3FG% FT% 29.5 12.0 2.8 5.0 .419 .273 .818	
23		Tyson Carter Fr G 6-4 167 Starkville, MS	Notes: Totaled 17 points vs. Norfolk, the most by a freshman on opening day since 1987-88. Totaled 15 points against Boise. 11-25 beyond the arc this season. Career-best 6 rebounds vs. UTEP.
		MIN PTS RBS AST FG% 3FG% FT% 30.5 12.3 2.8 1.5 .405 .440 .800	
34		Schnider Herard Fr F 6-10 250 Port-Au-Prince, Haiti	Notes: Made his collegiate debut against Norfolk State. Career-high 7 rebounds came against Boise State. Had 5 rebounds, 2 assists vs. Boise.
		MIN PTS RBS BLK FG% 3FG% FT% 18.3 1.5 4.5 0.0 .286 --- .500	
35		Aric Holman So F 6-10 222 Owensboro, KY	Notes: Recorded first double-double with 11 points (11) and career-high 11 rebounds to go along with his 5 blocks. After having 12 points against Boise State, had career-high 18 against UTEP.
		MIN PTS RBS BLK FG% 3FG% FT% 25.3 11.8 6.8 1.5 .559 .125 .667	
45		E.J. Datcher Fr C 6-9 240 Harpersville, AL	Notes: Made his collegiate debut against Norfolk State and had 7 rebounds. Had 4 rebounds vs. Boise State.
		MIN PTS RBS BLK FG% 3FG% FT% 10.0 1.3 3.3 1.0 .400 --- .250	