



Mississippi State Bulldogs (4-0) vs. Jacksonville State Gamecocks (4-1)

Basketball Media Relations

288 Lakeview Drive, Mississippi State, MS 39762

GREGG ELLIS, Primary Contact

(W) 662.325.3595 | (C) 662.322.0145 | gellis@athletics.msstate.edu

Twitter: @msusportsgregg & @HailStateMBK | www.hailstate.com

MORGAN MACGUIRE, Secondary Contact

(C) 719.660.2039 | mmacguire@athletics.msstate.edu

Twitter: @morgsmac

SERIES INFORMATION

Series: 4-0, MSU

Home: 1-0, MSU

Away: 1-0, MSU

Neutral: 2-0, MSU

Last Meeting: 104-80 in Jackson, Miss.

Mississippi State Coach: Ben Howland

MSU Record: 34-33, 3rd year

Career Record: 435-239, 22nd year

vs. Jacksonville State: First Meeting

Jacksonville State Coach: Ray Harper

Jacksonville State Record: 24-16, 2nd year

Career Record: 455-143, 19th year



GAME INFORMATION

When: Sunday, Nov. 26, 2017

Time: 2 p.m. CT

Location: Starkville

Arena: Humphrey Coliseum

TV: SEC Network+

PxP: Bart Gregory

Analyst: Matt Wyatt

Sideline: NA

MSU Radio Network:

PxP: Neil Price

Analyst: Richard Williams

Sirius/XM: 119/190

Projected Starting 5



0 Nick Weatherspoon

6-2 | 195 | Fr. | G

Canton, MS

PPG: _____ 12.0

APG: _____ 3.8

FG%: _____ .441

FT%: _____ .750



11 Quindary Weatherspoon

6-4 | 205 | Jr. | G

Canton, MS

PPG: _____ 12.8

RPG: _____ 6.0

FG%: _____ .529

FT%: _____ .684



23 Tyson Carter

6-4 | 165 | So. | G

Starkville, MS

PPG: _____ 13.0

APG: _____ 1.8

FG%: _____ .500

FT%: _____ .846



24 Abdul Ado

6-11 | 250 | Fr. | F

Lagos, Nigeria

PPG: _____ 9.3

RPG: _____ 7.3

FG%: _____ .706

FT%: _____ .571



35 Aric Holman

6-10 | 225 | Jr. | F

Owensboro, KY

PPG: _____ 11.5

RPG: _____ 7.3

FG%: _____ .696

FT%: _____ .818

WHAT TO NOTE AS MSU PLAYS JACKSONVILLE STATE . . .

- MSU is looking for its first 5-0 start since beginning the 2014-15 campaign 5-0.
- MSU is 36-4 all-time versus the 12 teams currently comprise the Ohio Valley Conference. MSU has played 10 of the teams, with Murray State and UT Martin being the most common foe at nine matchups each.
- The last OVC squad MSU played was Morehead State last year, an 85-76 win at the Hump on Dec. 22. MSU will also play UT Martin in December.
- Against Stephen F. Austin, the Bulldogs trailed in the second half for the first this season.
- Freshman guard **Nick Weatherspoon** has scored in double-digits all four games.
- Sophomore guard **Tyson Carter** had a career-high 25 points against the Lumberjacks, with 19 coming in the second half.
- Under **Ben Howland**, Mississippi State is now 24-3 when leading at halftime and 7-29 when trailing.
- Quindary Weatherspoon** is now 100 points shy of becoming the 37th player in school history to reach 1,000 for a career following his season-high, 20-point performance against SFA. When he scored 20 or more points, MSU is 9-2.
- Aric Holman** needs 4 more blocks to tie Marcus Campbell for the 10th most in school history.
- Through four games, MSU is averaging 7 dunks (28).
- For the third year in a row, the Bulldogs have scored 76-plus points in each of their first three games.
- With the win against Stephen F. Austin, third-year coach **Ben Howland** moved above the 500 mark at MSU.
- Against the Lumberjacks, sophomore forward **E.J. Datcher's** streak of 14 made free throws in a row came to an end.
- Mississippi State leads the SEC with its 8.3 blocked shots per game, with 23 coming in the last two games. **Abdul Ado** sits atop the ranking at 3.3

2017-18 MISSISSIPPI STATE SCHEDULE/RESULTS

NOVEMBER

10	ALABAMA STATE (SECN+)	W, 96-68
18	FLORIDA A&M (SECN+)	W, 79-48
20	GREEN BAY (SECN+)	W, 77-68
22	STEPHEN F. AUSTIN (SECN+)	W, 80-75
26	JACKSONVILLE STATE (SECN+)	2 p.m.
30	NORTH DAKOTA STATE (SECN)	6 p.m.

DECEMBER

3	DAYTON (SECN)	7 p.m.
9	NORTH GEORGIA (SECN+)	4 p.m.
12	at Cincinnati (ESPN2)	6 p.m.
16	UT Martin (SECN+)	7 p.m.
20	LITTLE ROCK (SECN+)	7 p.m.
23	vs. Southern Miss (SECN+) ^	6 p.m.
30	North Florida (SECN+)	1 p.m.

JANUARY

2	ARKANSAS (SECN)	8 p.m.
6	at Ole Miss (SECN)	3:30 p.m.
10	at Florida (SECN)	6 p.m.
13	AUBURN (SECN)	2:30 p.m.
16	VANDERBILT (SECN)	6 p.m.
20	at Alabama (SECN)	7:30 p.m.
23	at Kentucky (ESPN)	8 p.m.
27	MISSOURI (SECN)	7:30p.m.
31	at South Carolina (SECN)	7:30 p.m.

FEBRUARY

3	GEORGIA (ESPNU)	5 p.m.
6	ALABAMA (SECN)	6 p.m.
10	at Missouri (ESPN2)	1 p.m.
14	at Vanderbilt (SECN)	6 p.m.

17	OLE MISS (SECN)	7:30 p.m.
20	at Texas A&M (SECN)	6 p.m.
24	SOUTH CAROLINA (SECN)	2:30 p.m.
27	TENNESSEE (SECN)	6 p.m.

MARCH

3	at LSU (SECN)	Noon
---	---------------	------

2018 SEC Tournament

8-12	SEC Tournament (SECN, ESPNU, ABC)	TBA
------	-----------------------------------	-----

^ - Jackson, Miss (Mississippi Coliseum)

! - St. Louis (Scottrade Arena)

2017-18 MISSISSIPPI STATE NUMERICAL ROSTER

No.	Name	Pos.	Ht.	Wt.	Yr.	Exp.	Hometown
0	Nick Weatherpspoon	G	6-2	195	Fr.	HS	Canton, MS (Velma Jackson HS)
1	Lamar Peters	G	6-0	185	So.	1L	New Orleans, LA (Landry-Walker HS)
2	Eli Wright	G	6-4	190	So.	1L	Owensboro, KY (22 Feet Academy)
3	Xavian Stapleton	G	6-6	210	Jr.	1L	Flora, MS (Louisiana Tech)
5	Mitchell Storm	F	6-7	202	So.	TR	Madison, MS (East Mississippi CC)
10	Tate Clayton	G	6-2	170	Fr.	HS	Tupelo, MS (Tupelo HS)
11	Quinnndary Weatherspoon	G	6-4	205	Jr.	2L	Canton, MS (Velma Jackson HS)
12	Drew Davis	G	5-10	165	Sr.	1L	Atlanta, GA (Ft. Walton Beach HS)
13	Nick Singleton	G	6-5	195	Jr.	1L	Decatur, GA (Kennesaw State)
15	T.J. Gray	G	6-0	170	So.	HS	Columbus, MS (Columbus HS)
22	KeyShawn Feazell	F	6-8	230	Fr.	HS	New Hebron, MS (Lawrence County HS)
23	Tyson Carter	G	6-4	165	So.	1L	Starkville, MS (Starkville HS)
24	Abdul Ado	F	6-11	250	Fr.	HS	Lagos, Nigeria (Hamilton Heights HS)
34	Schnider Herard	C	6-10	260	So.	1L	Port-au-Prince (Prestonwood Christian)
35	Aric Holman	F	6-10	225	Jr.	2L	Owensboro, KY (Owensboro HS)
45	E.J. Datcher	C	6-10	240	Fr.	1L	Harpersville, AL (Vincent HS)

Head Coach:	Ben Howland (Weber State, 1979; 3rd year)
Assistant Coaches:	George Brooks (Mississippi State, 1997; 8th year) Korey McCray (Mercer, 2001; 3rd year) Ernie Zeigler (Cleary College, 1994; 3rd year)
Director of Basketball Operations:	Michael Moynihan
Director of Basketball Performance:	Collin Crane
Graduate Assistant Coaches:	Alfred Aboya Bo Rodriguez

2016-17 A-Z Roster

No.	Name	Yr.
24	Ado, Abdul	Fr.
23	Carter, Tyson	So.
10	Clayton, Tate	Fr.
45	Datcher, EJ	So.
12	Davis, Drew	Sr.
22	Feazell, KeyShawn	Fr.
15	Gray, T.J.	So.
34	Herard, Schnider	So.
35	Holman, Aric	Jr.
1	Peters, Lamar	So.
13	Singleton, Nick	Jr.
3	Stapleton, Xavian	Jr.
5	Storm, Mitchell	So.
0	Weatherspoon, Nick	Fr.
11	Weatherspoon, Quinnndary	Jr.
2	Wright, Eli	So.

By State/Country

Alabama (1)		
45	Datcher, EJ	So.
Georgia (2)		
12	Davis, Drew	Sr.
13	Singleton, Nick	Jr.
Kentucky (2)		
35	Holman, Aric	Jr.
2	Wright, Eli	So.
Louisiana (1)		
1	Peters, Lamar	So.
Mississippi (8)		
23	Carter, Tyson	So.
10	Clayton, Tate	Fr.
22	Feazell, KeyShawn	Fr.
15	Gray, T.J.	So.
3	Stapleton, Xavian	Jr.
5	Storm, Mitchell	So.
0	Weatherspoon, Nick	Fr.
11	Weatherspoon, Quinnndary	Jr.
Haiti (1)		
34	Herard, Schnider	Fr.
Nigeria (1)		
24	Ado, Abdul	Fr.

PRONUNCIATION GUIDE

ABDUL ADO: AB-DOOL A-DO
 ARIC HOLEMAN: ERIC
 QUINNNDARY WEATHERSPOON: QUINN-DARE-EE
 XAVIAN STAPLETON: ZAY-VEE-AWN
 SCHNIDER HERARD: SCHNI-DER HER-ROD

GENERAL INFORMATION

Location: Starkville, MS
 Founded: February 28, 1878
 Enrollment: 21,622
 Conference: SEC
 Nickname: Bulldogs
 Colors: Maroon & White
 Arena: Humphrey Coliseum (10,500)
 President: Dr. Mark E. Keenum
 Athletics Director: John Cohen
 Web Site: www.hailstate.com
 Twitter: @HailStateMBK
 Hashtag: #HailState

BASKETBALL HISTORY

First Year of Basketball: 1908-09
 All-Time Record: 1,381-1,175/106 years
 All-Time SEC Record: 577-761
 Total Number of Head Coaches: 20
 Humphrey Coliseum Record: 432-178
 20-Win Seasons: 17
 NCAA Tournament Appearances: 10 (11-10)
 NCAA Tournament Final Fours: 1 (1996)
 NIT Appearances: 8 (7-8)
 NIT Final Fours: 1 (2007)
 SEC Championships: 6
 (2004, 1991, 1963, 1962, 1961, 1959)
 SEC Tournament Championships: 3
 (2009, 2002 and 1996)
 SEC Tournament Record: 30-53
 SEC Western Division Titles: 7
 (2010, 2008, 2007, 2004, 2003, 1996, 1995)

TEAM INFORMATION

2016-17 Overall Record: 16-16
 2016-17 SEC Record: 6-12, 12th
 National Ranking: n/a
 Starters Returning/Lost: 4/2
 Letterwinners Returning/Lost: 10/4
 Newcomers: 6
 Roster (Sr./Jr./So./Fr.): (1/4/7/4)

MEDIA INFORMATION

Credentials

Media members may obtain both season credentials and game-by-game passes by contacting Gregg Ellis at 662-325-3595.

SEC Teleconference

The SEC Teleconference is coordinated through the SEC media relations office. To participate, contact Craig Pinkerton of the SEC at 205-458-3038. Ben Howland is scheduled for 11:17 a.m. CT.



Media On Twitter

Will Sammon, Clarion Ledger
 @WillSammon
 David Brandt, Associated Press
 @davidbrandtAP
 Bob Carskadon, HailState Beat
 @bobcarskadon
 Joel Coleman, Starkville Daily News
 @JoelTColeman
 Robbie Faulk, 24/7 Sports
 @robbiefaulk247
 Paul Jones, 24/7 Sports
 @PJ247Sports
 Logan Lowery, Daily Journal
 @loganlowery
 David Murray, Dawgs' Bite
 @DawgsBiteMag
 Danny P. Smith, Starkville Daily News
 @sdndannyp
 Gene Swindoll, Gene's Page
 @GeneSwindoll
 Brett Hudson, Commercial Dispatch
 @Brett_Hudson
 Steve Robertson, Commercial Dispatch
 @ScoutSteveR

MISSISSIPPI STATE TV/RADIO ROSTER

**0 Nick Weatherspoon**FR | G | 6-2 | 195
Canton, MS**1 Lamar Peters**SO | G | 6-0 | 185
New Orleans**2 Eli Wright**SO | G | 6-4 | 190
Owensboro, KY**3 Xavian Stapleton**JR | G | 6-6 | 210
Flora, MS**5 Mitchell Storm**SO | F | 6-7 | 202
Madison, MS**10 Tate Clayton**FR | G | 6-2 | 170
Tupelo, MS**11 Quindary Weatherspoon**JR | G | 6-4 | 205
Canton, MS**12 Drew Davis**SR | G | 5-10 | 165
Atlanta, GA**13 Nick Singleton**JR | G | 6-5 | 195
Decatur, GA**15 T.J. Gray**SO | G | 6-0 | 170
Columbus, MS**22 KeyShawn Feazell**FR | F | 6-8 | 230
New Hebron, MS**23 Tyson Carter**SO | G | 6-4 | 165
Starkville, MS**24 Abdul Ado**FR | F | 6-11 | 250
Lagos, Nigeria**34 Schnider Herard**SO | C | 6-10 | 260
Port-Au-Prince, Haiti**35 Eric Holman**JR | F | 6-10 | 225
Owensboro, KY**45 E.J. Datcher**SO | C | 6-10 | 240
Harpersville, AL**Ben Howland**Head Coach
3rd Year**George Brooks**Assistant Coach
8th Year**Korey McCray**Assistant Coach
3rd Year**Ernie Zeigler**Assistant Coach
3rd Year

	83.0	64.8	50.4	27.1	75.0	39.5	+2.0	15.5	16.0	+2.0	2.0	6.5	8.3
	Points	Opp Points	FG%	3FG%	FT%	RB	RBM	ASST	TO	TM	AST-TO Ratio	STL	BL
	86.6	66.0	51.8	44.7	64.1	42.8	+11.0	18.0	14.0	-1.6	1.3	6.2	5.8

Humphrey Coliseum History**First Game:**..... Dec. 1, 1975; MSU 85, Indiana St. 82**Overall Record:**..... 432-178 (.708)**Non-Conference Record:**..... 216-37 (.854)**SEC Record:**..... 216-141 (.605)**Humphrey Coliseum Yearly Records**

Year	Attn.	Avg.	Record (SEC)
1975-76	70,081	5,006	10-4 (5-4)
1976-77	76,232	5,082	11-4 (5-4)
1977-78	72,025	5,540	11-2 (8-1)
1978-79	99,906	7,136	11-3 (7-2)
1979-80	67,209	6,721	6-4 (5-4)
1980-81	48,214	4,018	6-6 (3-6)
1981-82	56,414	4,030	7-7 (3-6)
1982-83	68,416	5,263	11-2 (7-2)
1983-84	61,508	4,393	6-8 (3-6)
1984-85	89,370	6,384	11-3 (7-2)
1985-86	43,927	3,379	4-9 (3-6)
1986-87	40,715	2,908	7-7 (3-6)
1987-88	54,074	4,160	9-4 (5-4)
1988-89	74,344	5,719	9-4 (5-4)
1989-90	74,623	5,740	9-4 (5-4)
1990-91	102,072	7,852	12-1 (8-1)
1991-92	72,142	5,549	8-5 (4-4)
1992-93	61,172	4,706	10-3 (5-3)
1993-94	88,687	6,335	10-4 (5-3)
1994-95	80,681	6,723	11-1 (7-1)
1995-96	97,996	7,538	10-3 (6-2)
1996-97	74,275	5,305	10-4 (5-3)
1997-98	77,954	5,996	7-6 (2-6)
1998-99	70,257	5,018	12-2 (6-2)
1999-00	61,764	4,412	10-4 (4-4)
2000-01	77,654	4,568	13-4 (6-2)
2001-02	79,642	5,689	13-1 (7-1)
2002-03	98,312	7,022	12-2 (7-1)
2003-04	111,940	7,996	12-2 (6-2)
2004-05	103,031	7,925	11-2 (6-2)
2005-06	90,875	5,680	11-5 (5-3)
2006-07	123,736	6,512	16-3 (6-2)
2007-08	106,672	7,111	12-3 (7-1)
2008-09	157,111	8,728	13-5 (5-3)
2009-10	116,919	6,878	13-4 (6-2)
2010-11	97,069	5,710	12-5 (5-3)
2011-12	152,363	8,019	15-4 (6-2)
2012-13	94,092	6,721	7-7 (3-6)
2013-14	123,743	6,875	11-7 (3-6)
2014-15	106,946	6,291	9-8 (3-6)
2015-16	99,338	6,623	10-5 (5-4)
2016-17	124,347	7,314	10-7 (4-5)
2017-18	26,989	6,747	4-0

vs. SEC Opponents

Opponent	GP	W	L	PCT.	Str.
Alabama	41	22	19	.537	L4
Arkansas	24	18	6	.750	W1
Auburn	40	28	12	.700	W6
Florida	29	14	15	.483	L3
Georgia	30	18	12	.600	L4
Kentucky	30	9	21	.300	L5
LSU	40	25	15	.615	W2
Missouri	4	3	1	.750	W2
Ole Miss	42	33	9	.786	L1
S. Carolina	14	10	4	.714	L1
Tennessee	31	15	16	.484	L3
Texas A&M	4	2	2	.500	W1
Vanderbilt	29	20	9	.690	W2

MSU KNOWS HOW TO WIN GAMES AT 'THE HUMP'

Over the course of the last decade, Mississippi State's Humphrey Coliseum has become a difficult venue for opposing teams. This year, Mississippi State is 1-0.

The Bulldogs have compiled a 43-season composite record of 432-178 (.708) at "The Hump" since Mississippi State's basketball facility opened prior to the 1975-76 campaign.

TRACKING MSU'S HOME SUCCESS UNDER BEN HOWLAND

Season	Overall		SEC		Non-SEC	
	Record	Win %	Record	Win %	Record	Win %
2015-16	10-5	.667	5-4	.556	5-1	.833
2016-17	10-7	.563	4-5	.444	6-2	.750
2017-18	4-0	1.000			4-0	1.000
Totals	24-12	.667	9-0	.500	15-3	.833

A LOOK AT THE HISTORY OF HUMPHREY COLISEUM**LARGEST CROWDS
AT THE HUMP**

Crowd	Opponent	Date
10,788	Kentucky	2-16-10
10,735	Ole Miss	2-7-04
10,645	Ole Miss	2-23-02
10,541	Florida	1-7-03
10,458	Auburn	3-2-04
10,437	Alabama	2-21-04
10,432	Alabama	3-5-05
10,432	Kentucky	1-13-04
10,429	Ole Miss	2-15-03
10,421	Ole Miss	1-26-08
10,412	Ole Miss	1-13-09
10,364	Ole Miss	2-9-12
10,338	Florida	1-24-07
10,315	Kentucky	1-9-96

**INDIVIDUAL MSU
RECORDS AT THE HUMP****Most Points Scored**

40, Rickey Brown (Auburn, 3-7-77)

Most Rebounds

24, Wiley Peck (Alabama, 1-27-79)

Most Assists

15, Al Perry (Vanderbilt, 1-29-77)

**TEAM MSU
RECORDS AT THE HUMP****Most Points Scored**

123, Troy State (12-5-95)

Most Rebounds

75, Mississippi Valley St. (11-21-00)

Most Consecutive Wins

14, 1-22-03 to 1-10-04



CHARTING Q.

Jr | G | 6-4
Canton, MS

MSU Career Scoring Chart

1. Jeff Malone	2,142
2. Bailey Howell	2,030
10. Jerry Jenkins	1,503
20. Timmy Bowers	1,300
31. Tyrone Washington	1,119
32. W.D. "Red" Stroud	1,116
33. Larry Fry	1,079
34. Fred Thomas	1,050
35. Lawrence Roberts	1,048
36. Greg Lockhart	1,042
Q. Weatherspoon	900

SEC Season Rank

Scoring



CHARTING Aric Holman

Jr | F | 6-10
Owensboro

MSU Career Blocks Chart

1. Jarvis Varnado	564
2. Erick Dampier	249
3. Tyrone Washington	198
4. Kalpatrick Wells	183
5. Rickey Brown	163
6. Charles Rhodes	143
7. Wiley Peck	117
8. Gavin Ware	100
9. Derrick Zimmerman	89
10. Marcus Campbell	87
Aric Holman	83

SEC Season Rank

Blocks

BLOCK PARTY

■ Against Florida A&M on Nov. 18, Mississippi State recorded 13 blocked shots, with sophomore forward **Schnider Herard** leading the way with a career-high 6.

For MSU, it was the most blocks since also having 13 against Arkansas on Jan. 14, 2010.

The 6 blocks by Herard were also the most since Aric Holman had 5 last year against Northwestern St.

SEEING DOUBLE

■ Last year, **Aric Holman** and **Schnider Herard** recorded four of MSU's five double-doubles, with **Xavian Stapleton** accounting for the fifth.

In the season opener against Alabama State, Holman wasted little time adding to his total.

The junior forward tied his career highs in points (18) and rebounds (11) to give him three for his career.

Monday against Green Bay, Abdul Ado broke into the category for his first with 12 points and 11 rebounds in just his second game at MSU.

BROTHERLY LOVE

■ Mississippi State is one of 29 schools nationally with brothers on the same team.

They've also started all three games.

The last time MSU had two brothers start in the same game was Reginald and Reggie Delk against West Virginia in the NIT Final Four on March 27, 2007.

YOUTHFULL GROUP

■ The Bulldogs are one of five teams with out any scholarship seniors, along with Kentucky, Holy Cross, Chattanooga and Robert Morris.

MSU's experience is ranked No. 334 out of 351 schools.

A CLOSER LOOK AT MSU

MSU SIGNS 3 ... SO FAR

■ Mississippi State took advantage of the early signing period and landed 5-star forward Reggie Perry and 4-star forwards DJ Stewart and Robert Woodard.

Perry, a 6-foot-8, 240-pound Thomasville, Ga., native, is the son of former MSU great Al Perry (1975-78), who ranks third all-time at MSU with 510 steals.

He's rated as the No. 1 prospect out of the state of Georgia and listed as the No. 4 small forward nationally.

ESPN has him as the 16th best player regardless of position.

Woodard, the top-ranked player in Mississippi and a Dandy Dozen selection, is ranked 56th overall nationally and is the son of Robert Woodard, Sr., who played at MSU from 1987-90.

He led Columbus to the Class 6A crown in 2016 and was last year's Gatorade Player of the year.

The 6-6, 187-pound Stewart is listed as the 33rd best small forward.

As a junior at Riverside last year, he averaged 18.9 points, 9.7 rebounds and 3.1 assists.

Nationally, Scout has him as the 103rd best player overall, while Rivals has him at 103.

HOWLAND AIMS FOR FEAT

■ **Ben Howland** enters his third season at MSU looking to achieve a feat only 12 coaches have ever done, and that's lead four different teams to the NCAA Tournament.

Howland has already guided Northern Arizona, Pittsburgh and UCLA to the Big Dance.

The first 12 coaches to do so are Lon Kruger, Steve Alford, John Beilein, Lefty Driesell, Cliff Ellis, Larry Eustachy, Jim Harrick, Fran McCaffery, Tom Penders, Tubby Smith, Rick Pitino and Eddie Sutton.

WHEN Q HITS 20

■ When junior guard **Quinndary Weatherspoon** scores 20 or more points, Mississippi State benefits.

Eleven times in his career he has reached that mark. The Bulldogs are 9-2 in those games.

Opponent	Points	Result
(2016)		
Tennessee	23	L, 80-75
Vanderbilt	24	W, 75-74
(2017)		
Norfolk State	22	W, 78-74
Boise State	25	W, 80-68
Oregon State	21	W, 74-57
Morehead State	27	W, 85-76
UMKC	25	W, 77-54
Arkansas	25	W, 84-78
Missouri	29	W, 89-74
Auburn	25	L, 98-82

(2017)		
Stephen F. Austin	22	W, 80-75

HOW THE DAWGS SCORE

■ The chart below is how MSU is scoring this season compared to all 351 Division I teams.

Category	% (Ranking)
3-Pointers	20.8 (330)
2-Pointers	56.6 (42)
Free Throws	22.2 (85)

COACHING STABILITY

■ Third-year coach **Ben Howland** has been able to maintain stability within his coaching staff.

For the third year since his arrival, he's had the same assistants in **George Brooks**, **Korey McCray** and **Ernie Zeigler**.

Also back for his third year is **Michael Moynihan**, who is in his second season as director of operations after spending his first year at Mississippi State as the team's video coordinator.

Jalen Courtney is in his third season, his second as video coordinator. His first year, he served as a graduate assistant.

2017-18 BULLDOG STREAKS

Team W/L Streaks

Overall Wins/Losses	W4
Home Wins/Losses	W4
Road Wins/Losses	
Neutral Wins	

Consecutive Double-Figure Scoring Games

Nick Weatherspoon	4
Aric Holman	2
Quinndary Weatherspoon	1
Tyson Carter	1

Consecutive Games with A Made 3-pointer

Nick Weatherspoon	4
Aric Holman	4
Quinndary Weatherspoon	1
Tyson Carter	1

Consecutive Games Played (All Seasons)

Aric Holman	57
Tyson Carter	36
Schnider Herard	36
E.J. Datcher	23
Quinndary Weatherspoon	7
Nick Weatherspoon	4
Abdul Ado	3
Eli Wright	2

Consecutive Games Started (All Seasons)

Quinndary Weatherspoon	7
Nick Weatherspoon	4
Aric Holman	3
Abdul Ado	3
Tyson Carter	1

Total 30 Minute Games (All Seasons)

Quinndary Weatherspoon	34
Lamar Peters	7
Tyson Carter	7
Aric Holman	3
Schnider Herard	2
Nick Weatherspoon	2
Eli Wright	1

2017-18 MISSISSIPPI STATE NOTES

Q WITH THE SEC AWARDS

■ Junior guard **Quinnndary Weatherspoon** has been recognized by the SEC in each of his three years.

In 2016, he was named to the SEC All-Freshman Team. In 2017, he was named preseason All-SEC and finished the year on the second-team All-SEC team.

This year, he's been tabbed first-team All-SEC by the coaches and second team by the media.

PRESEASON POLLS

■ In the preseason polls voted on by the media, junior guard **Quinnndary Weatherspoon** was tabbed both first-team (coaches) and second-team (media) All-SEC.

As a team, the Bulldogs were picked to finish 12th under third-year coach **Ben Howland**.

Preseason Poll

- | | |
|---------------|---------------------|
| 1. Kentucky | 8. Georgia |
| 2. Florida | 9. Auburn |
| 3. Texas A&M | 10. Ole Miss |
| 4. Alabama | 11. South Carolina |
| 5. Missouri | 12. Mississippi St. |
| 6. Arkansas | 13. Tennessee |
| 7. Vanderbilt | 14. LSU |

600 & COUNTING

■ On Jan. 17, 2017, against Kentucky, MSU played its 600th in Humphrey Coliseum history, which dates to Dec. 1, 1975.

The Bulldogs are now 432-178 in the building following the Alabama State win.

MSU VERSUS RANKED FOES

■ Following the loss to No. 13 Florida on Feb. 18, MSU has now lost 17-straight games to ranked opponents and 19 out of the last 22.

The last seven setbacks have been by an average margin of just 4.9 points.

Below is a closer look . . .

Date	Team	Score	Rank
02-18-17	Florida	L, 57-52 (5)	13
02-11-17	South Carolina	L, 77-73 (4)	16
01-17-17	Kentucky	L, 87-81 (6)	5
02-24-16	Texas A&M	L, 68-66 (2)	21
01-26-16	So. Carolina	L, 84-74 (10)	22
01-12-16	Kentucky	L, 80-74 (6)	13
01-06-16	Texas A&M	L, 61-60 (1)	21
02-25-15	Kentucky	L, 74-56 (18)	1
02-21-15	Arkansas	L, 65-61 (4)	17
01-20-14	Florida	L, 62-51 (11)	3
01-08-14	Kentucky	L, 85-63 (22)	14
02-09-13	Florida	L, 83-55 (28)	2
02-06-13	Ole Miss	L, 93-75 (18)	23
01-26-13	Florida	L, 82-47 (35)	7
11-19-12	No. Carolina	L, 95-49 (46)	11
02-21-12	Kentucky	L, 73-64 (9)	1
02-28-12	Florida	L, 69-57 (12)	13
11-18-11	Arizona	W, 67-57 (10)	15
11-17-11	Texas A&M	W, 69-60 (9)	18
02-29-11	Florida	W, 71-64 (7)	24
02-27-11	Vanderbilt	L, 81-74 (7)	19
03-14-10	Kentucky	L, 75-74 (1) [ot]	2

BREAKDOWN OF GAMES IN JACKSON

■ Mississippi State is now 18-6 all-time at Mississippi Coliseum and returns there on Dec. 23 to play Southern Miss.

The Bulldogs and Golden Eagles have now met four times at Mississippi Coliseum, with the

series tied at 2-apiece.

Here's the entire breakdown . . .

DATE	OPPONENT	W/L	SCORE
12-15-62	Memphis State	W	77-66
01-28-63	Southern Miss	W	62-52
12-14-63	Memphis State	L	73-65
12-16-63	Southern Miss	L	65-60
12-29-64	Mississippi College	L	72-57
12-30-64	Delta State	W	82-63
01-28-65	Arkansas	L	84-69
12-18-78	Iowa State	W	80-70
12-15-80	Southern Miss	L	68-53
11-30-85	Jackson State	W	77-62
12-16-87	McNeese State	W	76-66
11-17-98	Arkansas-Pine Bluff	W	105-53
12-18-02	Georgia State	W	78-54
12-22-04	Jacksonville State	W	95-53
12-15-05	Jacksonville State	W	104-80
12-21-06	New Orleans	W	89-63
01-05-08	Lafayette	W	77-53
12-22-08	Nicholls State	W	77-68
12-22-09	Centenary	W	88-51
12-22-11	Northwestern State	W	82-67
12-22-13	Central Arkansas	W	79-72
12-20-14	USC Upstate	L	53-51
12-23-15	Northern Colorado	W	93-69
12-19-16	Southern Miss	W	86-44

2017-18 MISSISSIPPI STATE MISCELLANEOUS STATS/SEC STANDINGS

CHARTING THE BULLDOGS

Dunks		Dunk	1
Aric Holman	7	Final Three Minutes From FT Line	
Abdul Ado	6	Quinnndary Weatherspoon	4-4 (1.000)
Quinnndary Weatherspoon	5	Aric Holman	2-2 (1.000)
Nick Weatherspoon	3	Tyson Carter	2-3 (.667)
Tyson Carter	3	Drew Davis	1-2 (.500)
E.J. Datcher	2	Abdul Ado	0-2 (.000)
Eli Wright	1		
KeyShawn Feazell	1		
Charges Drawn		TOTAL	9-13 (.692)
Nick Weatherspoon	3	Opponent Total	7-11 (.636)
Tyson Carter	1		
Point Distribution (%)			
Seniors	1 (0.3)		
Juniors	114 (34.3)		
Sophomores	133 (40.1)		
Freshmen	84 (25.3)		
TOTAL:	332		
First Sub			
Schnider Herard	2		
E.J. Datcher	3		
Tyson Carter	1		
Eli Wright	1		
Scored First Points			
Nick Weatherspoon	2		
Aric Holman	2		
How First Points Were Scored			
3-pointer	3		
Jumper			
Layup			
Free Throw			

DIFFERENCE BETWEEN WINNING AND LOSING

Wins	Stat	Losses
83.0	Points	
64.8	Opp. Points	
+18.3	Scoring Margin	
.504	FG%	
.353	Opp. FG%	
.271	3FG%	
.313	Opp. 3FG%	
.750	FT%	
.671	Opp. FT%	
39.5	Rebounds	
37.5	Opp. Rebounds	
+2.0	Rebound Margin	
15.5	Assists	
16.0	Turnovers	
+2.0	Turnover Margin	
6.5	Steals	
8.3	Blocks	

BULLDOGS IN SEC

CATEGORY	RANK
Scoring offense	7
Scoring defense	4
FG%	4
FG% defense	2
3PT FG%	14
3PT FG% defense	4
FT%	5
Rebounds	9
Rebounds allowed	14
Rebound margin	11
Assists	T8
Blocked shots	1
Steals	9
Turnover margin	5
Assist/Turnover ratio	T11


SEASON AND CAREER TOTALS

2017-18	Career	2017-18	Career	Schnider Herard	1 (1-0)	1 (1-0)
Double-Digit Scoring		Double-Doubles		Abdul Ado	1 (1-0)	1 (1-0)
Q. Weatherspoon	3 (3-0) 48 (27-21)	Aric Holman	1 (1-0) 3 (3-0)			
Tyson Carter	3 (3-0) 14 (9-5)	Abdul Ado	1 (1-0) 1 (1-0)			
Aric Holman	3 (3-0) 15 (12-3)	Quinnndary Weatherspoon	2 (2-0)			
Lamar Peters	2 (2-0) 19 (11-8)	Schnider Herard	2 (1-1)			
Schnider Herard	4 (2-2)	Xavian Stapleton	1 (1-0)			
Eli Wright	1 (1-0) 3 (3-0)					
Xavian Stapleton	7 (4-3)	3+ 3-Pointers				
Nick Weatherspoon	4 (4-0) 4 (4-0)	Tyson Carter	7 (5-2)			
Abdul Ado	2 (2-0) 2 (2-0)	Quinnndary Weatherspoon	13 (8-5)			
E.J. Datcher	1 (1-0) 1 (1-0)	Lamar Peters	9 (5-4)			
		Xavian Stapleton	2 (1-1)			
		Nick Weatherspoon	1 (1-0) 1 (1-0)			
20+ Points		10+ 3-Point Attempt Games				
Quinnndary Weatherspoon	1 (1-0) 11 (9-2)	Lamar Peters	2 (2-0)			
Lamar Peters	4 (3-1)	Tyson Carter	2 (1-1)			
Tyson Carter	1 (-0) 2 (1-1)					
30+ Points		3+ Steal Games				
		Quinnndary Weatherspoon	8 (5-3)			
10+ Rebounds		Lamar Peters	1 (1-0) 5 (3-2)			
Aric Holman	1 (1-0) 4 (4-0)	Xavian Stapleton	1 (1-0)			
Abdul Ado	1 (1-0) 1 (1-0)					
Quinnndary Weatherspoon	2 (2-0)	5+ Block Games				
Schnider Herard	3 (2-1)	Aric Holman	2 (2-0)			
Xavian Stapleton	1 (1-0)					

Schnider Herard	1 (1-0)	1 (1-0)
Abdul Ado	1 (1-0)	1 (1-0)

2017-18	Career
5+ Made Free Throws	
Quinnndary Weatherspoon	1 (1-0) 12 (9-3)
Aric Holman	2 (2-0)
Lamar Peters	1 (1-0) 6 (3-3)
Schnider Herard	2 (2-0)
Xavian Stapleton	1 (1-0)
E.J. Datcher	1 (1-0) 1 (1-0)
Tyson Carter	1 (1-0) 1 (1-0)

Note: Record in games in ()



Ben Howland

**22nd Season Overall | 3rd Season At Mississippi State
435-239 (34-33 at MSU)**

- On March 23, 2015, Ben Howland was named the 20th head coach in Mississippi State history.
- In four different stints as a head coach, Howland has a 435-239 record – Northern Arizona (79-59), Pittsburgh (89-40), UCLA (233-107) and Mississippi State (34-33).
- Led UCLA to three-consecutive Final Fours.
- In 2006, the Bruins played Florida for the national championship.
- In 2008, Howland became one of three coaches in NCAA Division I history to win at least 30 games in three-straight seasons, joining Adolph Rupp (Kentucky 1947-49) and John Calipari (Memphis, 2006-08).
- During his 10-year tenure at UCLA, the Bruins went to the NCAA Tournament seven times and won four Pac-10 regular-season crowns, while having 18 players drafted by NBA teams.
- His 97 victories from 2006-08 stand as the most by any UCLA head coach in a three-year span.
- Has been a Conference Coach of the Year in the Pac-10, Big East and Big Sky.
- His final two years at Pitt, the Panthers went 57-11 and reached the Sweet 16 both years.
- In 2003, Pittsburgh won the Big East Tournament crown and held the nation's No. 2 ranking for eight weeks in the Associated Press poll before ending the year at No. 4.
- In 2002, Howland guided the Panthers to a school-record 29 wins en route to becoming the school's first coach in 26 years to garner National Coach of the Year honors.
- Howland's first coaching gig was at Northern Arizona, where his last three teams posted 20-plus win seasons, including a school-record 21 victories in 1997 en route to capturing the Big Sky regular-season title and played in the NIT.
- In 1998, Howland guided NAU to its first NCAA Tournament after capturing the Big Sky Tournament championship and second-straight regular-season crown.
- Howland spent one year as a graduate assistant at Gonzaga (1981) before becoming an assistant at California-Santa Barbara from 1982-94.
- Played two years at Santa Barbara College before transferring to Weber State, where he earned his degree in physical education in 1979.
- Howland and his wife, Kim, a former Weber State cheerleader, have two children – Meredith and Adam (Brittney) – and two grandsons, Benjamin Clark Howland II and Elijah Howland.



Howland's Year-By-Year Record

Northern Arizona (1994-99)

Year	Overall	Big Sky Record	Postseason
1995	9-17	4-10 (7th)	
1996	7-19	3-11 (7th)	
1997	21-7	13-1 (1st)	NIT First Round
1998	21-8	12-2 (1st)	NCAA First Round
1999	21-8	12-4 (2nd)	
Totals	79-59 (.572)	44-28 (.611)	

Pittsburgh (2000-03)

Year	Overall	Big East Record	Postseason
2000	13-15	5-11 (11th)	
2001	19-14	7-9 (5th West)	NIT Second Round
2002	29-6	13-3 (1st West)	NCAA Sweet 16
2003	28-5	13-3 (T1st West)	NCAA Sweet 16
Totals	89-40 (.690)	38-26 (.594)	

UCLA (2004-13)

Year	Overall	Pac-10/12 Record	Postseason
2004	11-17	7-11 (11th)	
2005	18-11	11-7 (T3rd)	NCAA First Round
2006	32-7	14-4 (1st)	NCAA Runner-up
2007	30-6	15-3 (1st)	NCAA Final Four
2008	35-4	16-2 (1st)	NCAA Final Four
2009	26-9	13-5 (2nd)	NCAA Second Round
2010	14-18	8-10 (T5th)	
2011	23-11	13-5 (2nd)	NCAA Second Round
2012	19-14	11-7 (T5th)	
2013	25-10	13-5 (1st)	NCAA First Round
Totals	233-107 (.685)	121-59 (.672)	

Mississippi State (2016-Present)

Year	Overall	SEC Record	Postseason
2016	14-17	7-11	
2017	16-16	6-12	
2018	4-0		
Totals	34-33 (.507)	13-23 (.361)	
OVERALL 435-239 (.645)			

**1ST MSU WIN
EASTERN WASHINGTON
FEB. 13, 2015**

**5TH MSU WIN
TULANE
DEC. 19, 2015**

**1ST SEC WIN
OLE MISS
JAN. 23, 2016**

**10TH MSU WIN
ARKANSAS
FEB. 9, 2016**

**15TH WIN
NORFOLK STATE
NOV. 11, 2016**

**20TH MSU WIN
GEORGIA STATE
DEC. 4, 2016**

**25TH MSU WIN
ARKANSAS
JAN. 10, 2017**

**30TH MSU WIN
LSU
MARCH 8, 2017**

**42
BIGGEST WIN
SOUTHERN MISS.
DEC. 19, 2016**

**19
BIGGEST COMEBACK
TENNESSEE
FEB. 4, 2017**

UNDER BEN HOWLAND . . .

CATEGORY	2018	AT MSU
Leads at Halftime	3-0	24-3
Trails at Halftime	1-0	7-29
Is Tied at Halftime		3-1
Shoots 45% or better from the field	4-0	29-8
Shoots less than 45% from the field		5-25
Opp. shoots less than 45% from the field	4-0	25-13
Opp. shoots 45% or better from the field		9-20
Outrebounds (or ties) the opponent	3-0	21-10
Outrebounded by the opponent	1-0	13-23
More Assists (or ties) than the opponent	4-0	32-15
Fewer Assists than the opponent		2-18
Fewer (or ties) TOs than opponent	3-0	26-11
More TOs than opponent	1-0	8-22
Holds opponents to 65 points or less	1-0	17-3
In games decided by 10 points or less	2-0	15-23
All Games	4-0	34-33
Home Games	4-0	24-12
Road Games		4-16
Neutral-sites		6-5
Non-SEC Games	4-0	20-8
Non-SEC Home Games	4-0	15-3
Non-SEC Road Games		0-2
Non-SEC Neutral-site Games		5-3
SEC Games		13-23
SEC Home Games		9-9
SEC Road Games		4-14
SEC Tournament		1-2
November Games	4-0	11-5
December Games		9-3
January Games		6-11
February Games		5-11
March Games		3-3
Monday Games	1-0	3-1
Tuesday Games		3-11
Wednesday Games	1-0	5-5
Thursday Games		4-4
Friday Games	1-0	4-2
Saturday Games	1-0	11-10
Sunday Games		3-0
Overtime Games		0-2
Television Games	4-0	23-32

Alabama	2-4	Kentucky	1-3	San Diego State	0-1
Alabama State	1-0	Lehigh	0-1	San Jose State	1-0
Albany	1-0	Long Beach State	3-1	Savannah State	1-0
Appalachian State	1-0	Louisiana Tech	1-0	Seton Hall	5-2
Arizona	14-11	Loyola Marymount	3-2	Sonoma State	1-0
Arizona State	17-8	LSU	4-1	South Carolina	1-3
Arkansas	2-2	Marist	1-0	South Florida	0-1
Arkansas-Pine Bluff	1-0	Marquette	0-1	Southeast Louisiana	1-0
Auburn	1-1	Maryland	1-0	Southern University	0-1
Belmont	1-0	McNeese State	1-0	Southern Cal	14-9
Boise State	1-4	Memphis	1-2	Southern Illinois	1-0
Boston College	4-2	Mercer	1-0	Southern Miss	1-0
Butler	0-1	Miami	3-4	Southern Utah	3-1
BYU	2-0	Miami (OH)	1-0	Southwest Texas	0-1
Cal Poly	2-2	Michigan	4-3	St. Bonaventure	2-0
Cal State Bakersfield	1-0	Michigan State	3-1	St. Francis (N.Y.)	2-0
Cal State Fullerton	1-1	Middle Tenn. State	0-1	St. Francis (Pa.)	4-0
Cal State Northridge	9-2	Minnesota	0-1	St. Johns	2-3
CSU San Bernardino	1-0	Mississippi State	0-2	St. Martin's	1-0
California	17-10	Missouri-Kansas City	1-1	Stanford	14-7
Central Conn. State	1-0	MVSU	1-0	Stephen F. Austin	2-1
Central Florida	0-1	Missouri	3-0	Syracuse	4-5
Chaminade (Hawaii)	3-0	Missouri State	1-0	Temple	1-0
Chicago State	1-0	Montana	6-5	Tennessee	1-3
Cincinnati	0-1	Montana State	9-3	Tennessee Martin	1-0
Co. of Notre Dame	1-0	Montana Tech	1-0	Texas	1-3
Colorado	2-0	Morehead State	1-0	Texas A&M	3-2
Colorado College	2-0	Morgan State	1-0	Texas Arlington	1-1
Colorado State	1-0	Morris Brown	1-0	Texas El Paso	1-0
Concordia (Calif.)	0-1	N. Mexico Highlands	1-0	Texas Tech	0-2
Connecticut	2-3	Nebraska	1-1	Texas Pan American	2-0
Coppin State	1-0	Nevada	1-0	Texas Southern	1-0
Davidson	1-0	New Mexico State	2-0	Tulane	1-0
Delaware State	2-0	New Orleans	2-0	UC Davis	3-0
DePaul	1-0	Norfolk State	3-0	UC Irvine	5-1
Drexel	1-0	North Carolina AT&T	1-0	UC Riverside	2-0
Duquesne	3-1	North Carolina Central	1-0	UC Santa Barbara	0-1
East Carolina	0-1	Northern Arizona	1-0	UCLA	0-1
East Tennessee State	0-1	Northern Colorado	1-0	UNLV	0-1
Eastern Illinois	1-0	Northwestern State	1-0	Utah	2-1
Eastern Washington	11-1	Notre Dame	5-8	Vanderbilt	1-1
Elon	1-0	Oakland	2-0	Vermont	1-0
Florida	0-5	Occidental College	1-0	Villanova	3-3
Florida A&M	1-0	Ohio State	2-0	VCU	1-3
Florida International	2-1	Ole Miss	1-3	Virginia Tech	2-0
Florida State	0-1	Oral Roberts	0-2	Wagner	2-0
Fresno State	1-0	Oregon	12-8	Washington	10-11
George Mason	1-0	Oregon State	17-4	Washington State	18-3
George Washington	1-0	Pacific	1-0	Weber State	3-9
Georgetown	5-4	Penn State	2-1	West Virginia	5-4
Georgia	1-4	Pennsylvania	1-0	Western Illinois	2-0
Georgia State	1-0	Pepperdine	4-0	Western Kentucky	1-0
Georgia Tech	1-0	Pittsburgh	1-0	Western Oregon	1-0
Gonzaga	1-0	Portland	0-1	Wright State	1-0
Green Bay	1-0	Portland State	5-3	Wyoming	1-0
Idaho	1-3	Prairie View A&M	2-0	Xavier	1-0
Idaho State	8-3	Providence	3-1	Yale	1-0
Illinois State	1-0	Rhode Island	2-0	Youngstown State	1-0
Indiana	2-0	Richmond	1-0		
Indiana State	1-0	Robert Morris	4-0		
IUPUI	1-0	Rutgers	6-1		
James Madison	1-0	Sacramento State	7-2		
Kansas	1-3	Sam Houston State	2-1		
Kent State	0-1	San Diego	0-3		
				TOTAL:	435-239

On The Bench . . .



George Brooks
8th Year

- Played for the Bulldogs from 1992-94.
- Helped develop forwards Arnett Moultrie, a first-round draft choice in the 2012 NBA draft and Gavin Ware, along with Jamario Moon and Ronald Murray who went on to enjoy NBA careers.
- Named the second-best recruiter in the SEC by Sporting News this past summer.



Korey McCray
3rd Year

- Spent two seasons under Howland at UCLA.
- Worked with and created tailor-made off-season training programs for NBA talents such as Dwight Howard, John Wall, Javaris Crittenton, Anthony Morrow, Jarrett Jack, Jarvis Hayes, Von Wafer, Mario West and Damien Wilkins.
- In 2012, he was instrumental in UCLA landing the No. 1-ranked recruiting class.



Ernie Ziegler
3rd Year

- Spent six seasons at Central Michigan (2007-12) as head coach, leading the Chippewas to two Mid-American Conference West Division titles and a pair of Michigan MAC Trophies.
- He spent five seasons as an assistant under the tutelage of Howland at both Pittsburgh (2002-03) and UCLA (2004-06).
- From 1992 to 1997, Zeigler was the head AAU coach for Team Detroit.

MISSISSIPPI STATE BY THE NUMBERS

GAME-BY-GAME SPECIALTY STATS *(MSU First)*

<u>Opponent</u>	<u>Paint</u>	<u>Off TO</u>	<u>2nd Chance</u>	<u>Fast Break</u>	<u>Bench</u>
Alabama State	46/32	17/4	11/16	14/0	50/34
Florida A&M	42/22	25/9	4/5	14/9	26/12
Green Bay	48/22	21/17	10/4	8/2	22/33
Stephen F. Austin	36/24	17/12	9/10	6/6	6/23

GAME-BY-GAME LEAD/DEFICIT

<u>Opponent</u>	<u>Largest Lead</u>	<u>Largest Deficit</u>	<u>Final Score</u>
Alabama State	35 (76-41, 2nd)	1 (0-1, 1st)	W, 96-68
Florida A&M	36 (79-43, 2nd)	Never Trailed	W, 79-48
Green Bay	16 (24-8, 1st)	Never Trailed	W, 77-68
Stephen F. Austin	16 (68-52, 2nd)	8 (32-40, 1st)	W, 80-75

Mississippi State Scoring By The Half

<u>Team</u>	<u>1st Half</u>	<u>2nd Half</u>	<u>OT</u>
Alabama State	58	31	
Florida A&M	28	51	
Green Bay	40	37	
Stephen F. Austin	32	48	

Lowest First Half: 28, Florida A&M
Highest First Half: 58, Alabama State
Lowest 2nd Half: 31, Alabama State
Highest 2nd Half: 51, Florida A&M

Opponent Scoring By The Half

<u>Team</u>	<u>1st Half</u>	<u>2nd Half</u>	<u>OT</u>
Alabama State	31	37	
Florida A&M	17	31	
Green Bay	32	36	
Stephen F. Austin	40	35	

Lowest First Half: 17, Florida A&M
Highest First Half: 40, Stephen F. Austin
Lowest 2nd Half: 31, Florida A&M
Highest 2nd Half: 37, Alabama State

MISSISSIPPI STATE BY THE NUMBERS

MSU'S 2017-18 RECORD WHEN . . .

Leads at Halftime	3-0
Trails at Halftime	1-0
Is Tied at Halftime	
Shoots 45% or better from the field	4-0
Shoots less than 45% from the field	
Opp. shoots less than 45% from the field	4-0
Opp. shoots 45% or better from the field	
Outrebounds (or ties) the opponent	3-0
Outrebounded by the opponent	1-0
More Assists (or ties) than the opponent	4-0
Fewer Assists than the opponent	
Fewer (or ties) TOs than opponent	3-0
More TOs than opponent	1-0
Holds opponents to 65 points or less	1-0
In games decided by 10 points or less	2-0

MSU'S 2017-18 RECORD IN . . .

All Games	4-0
Home Games	4-0
Road Games	
Neutral-sites	
Non-SEC Games	4-0
Non-SEC Home Games	4-0
Non-SEC Road Games	
Non-SEC Neutral-site Games	
SEC Games	
SEC Home Games	
SEC Road Games	
SEC Tournament	
November Games	4-0
December Games	
January Games	
February Games	
March Games	
Monday Games	1-0
Tuesday Games	
Wednesday Games	1-0
Thursday Games	
Friday Games	1-0
Saturday Games	1-0
Sunday Games	
Overtime Games	
Television Games	4-0
Games vs. Ranked Opponents	

MISC. 2017-18 TEAM STATS

Largest Lead Surrendered in Loss:

Largest Deficit Overcome in Win:

8, Stephen F. Austin (11-22-17)

Largest Lead at Anytime:

36, Florida A&M (11-18-17)

Largest Deficit Anytime:

1, Alabama State (11-10-17)

MISCELLANEOUS MSU INDIVIDUAL STATISTICS

Games Scoring in Double Figures: N. Weatherspoon 4, Q. Weatherspoon 3, Carter 3, Holman 3, Ado 2, Peters 2, Wright, Datcher

Games Scoring 20-plus Points: Carter, Weatherspoon

Games Scoring 30-plus Points:

Games Rebounding in Double Figures: Holman, Ado

Games With Double Figures in Assists:

Games With Double-Doubles: Holman, Ado

Games With Triple-Doubles:

Games As Team High Scorer (or co-leader): Peters 2, Holman, Q. Weatherspoon, Ado, N. Weatherspoon, Carter

Games As Team High Rebounder (or co-leader): Ado 2, Holman 2, Q. Weatherspoon

Games As Team Leader in Assists (or co-leader): Peters 2, N. Weatherspoon 2, Q. Weatherspoon 2

Games As Team Leader in Steals (or co-leader): Peters 2, Q. Weatherspoon 2, Stapleton

Games As Team Leader in Blocks (or co-leader): Ado, Peters, Herard, Datcher

Games As Team Leader in Turnovers (or co-leader): Peters 2, Q. Weatherspoon, N. Weatherspoon, Ado

MSU'S RECORD BY STARTING LINEUP

N. Weatherspoon, Q. Weatherspoon, Peters, Holman, Ado	2-0
N. Weatherspoon, Q. Weatherspoon, Carter, Holman, Ado	1-0
N. Weatherspoon, Q. Weatherspoon, Peters, Stapleton, Datcher	1-0

GAME-BY-GAME STARTERS

<u>Opponent</u>	<u>Date</u>	<u>Guard</u>	<u>Guard</u>	<u>Guard</u>	<u>Forward</u>	<u>Forward</u>	<u>Record</u>
Alabama State	11-10-17	W'Spoon	W'Spoon	Peters	Stapleton	Datcher	1-0
Florida A&M	11-18-17	W'Spoon	W'Spoon	Peters	Holman	Ado	2-0
Green Bay	11-20-17	W'Spoon	W'Spoon	Peters	Holman	Ado	3-0
Stephen F. Austin	11-22-17	W'Spoon	W'Spoon	Carter	Holman	Ado	4-0
Jacksonville State							
North Dakota State							
Dayton							
North Georgia							
Cincinnati							
UT Martin							
Little Rock							
Southern Miss							
North Florida							
Arkansas							
Ole Miss							
Florida							
Auburn							
Vanderbilt							
Alabama							
Kentucky							
Missouri							
South Carolina							
Georgia							
Alabama							
Missouri							
Vanderbilt							
Ole Miss							
Texas A&M							
South Carolina							
Tennessee							
LSU							

2017-18 Win-Loss Differential

Diff.	1	2	3	4	5	6	7	8	9	10	11	12	13	14	15	16	17	18	19	20	21	22	23	24	25+
Won					1				1																2
Lost																									

THE LAST TIME . . .

THE LAST TIME AN MSU PLAYER ...

Scored 30 or more points in a game:

32, Ravern Johnson vs. Tenn. St. (11-12-10)

Scored 33 or more points in a game:

33, Craig Sword at LSU (2-19-14)

Scored 34 or more points in a game:

34, Arnett Moultrie vs. UMass (3-13-12)

Scored 35 or more points in a game:

36, Jeff Malone at Ole Miss (2-19-83)

Scored 37 or more points in a game:

39, Jeff Malone vs. Alabama (1-31-83)

Scored 40 or more points in a game:

40, Rickey Brown vs. Auburn (3-7-77)

Scored 20+ points in back-to-back games:

Quinnndary Weatherspoon (27 vs. Morehead State 12-22-16; 25 vs. UMKC (12-29-16)

Scored 20+ points in three-consecutive games:

Craig Sword (24 vs. Loyola, 12-01-13; 24 vs. TCU, 12-05-13; 22 vs. SELA, 12-13-13)

Scored 20+ points in five-consecutive games:

Jeff Malone, 1982-83 (11 consecutive)

Scored 30+ points in back-to-back games:

Jeff Malone (36 at Ole Miss & 30 vs. Georgia, 1982-83)

Scored 30+ points in three-consecutive games:

Jeff Malone (33 at LSU; 36 at Ole Miss & 30 vs. Georgia, 1982-83)

Two players score 20+ points in same game:

Tyson Carter, 25; Quinnndary Weatherspoon, 20 vs. Stephen F. Austin (11-22-17)

Made 10 field goals in a game:

10, Weatherspoon vs. Morehead (12-22-16)

Made 11 field goals in a game:

11, Q. Weatherspoon, Missouri (1-25-17)

Made 12 field goals in a game:

12, Gavin Ware, Alabama (2-2-16)

Made 13 field goals in a game:

13, Horatio Webster vs. SW Missouri St. (11-23-97)

Made 14 field goals in a game:

14, Cameron Burns at Georgia (1-17-90)

Made 15 or more field goals in a game:

16, Raymond Brown vs. Florida (3-2-85)

Attempted 20 field goals in a game:

20, Ravern Johnson vs. St. Mary's (12-29-10)

Attempted 21 or more field goals in a game:

21, Dee Bost vs. Kentucky (2-16-10)

Attempted 23 or more field goals in a game:

23, Arnett Moultrie vs. UMass (3-13-12)

Attempted 25 field goals in a game:

25, Chuck Evans at Alabama (3-6-93)

Attempted 26 field goals in a game:

26, Tony Watts at Ole Miss (2-22-92)

Attempted 27 or more field goals in a game:

28, Jeff Malone vs. Vanderbilt (1-8-83)

Made six 3-pointers in a game:

6, Q. Weatherspoon vs. Arkansas (1-10-17)

Made seven 3-pointers in a game:

7, Lamar Peters vs. Missouri (1-25-17)

Made eight or more 3-pointers in a game:

8, Winsome Frazier vs. UMKC (11-23-04)

Attempted 11 3-pointers in a game:

11, Dee Bost vs. Detroit (12-17-11)

Attempted 12 3-pointers in a game:

12, Ravern Johnson vs. ETSU (12-11-10)

Attempted 13 or more 3-pointers in a game:

13, Dee Bost vs. Troy (12-10-11)

Attempted 16 or more 3-pointers in a game:

17, Darryl Wilson vs. Alabama (3-4-95)

Made 14 or more free throws in a game:

14, Trivante Bloodman vs. Auburn (2-15-14)

Made 15 or more free throws in a game:

15, Craig Sword vs. Ole Miss (1-11-14)

Attempted 17 free throws in a game:

17, Jarvis Varnado at Houston (12-19-09)

Attempted 18 free throws in a game:

18, Craig Sword vs. Ole Miss (1-11-14)

Attempted 19 free throws in a game:

19, Carl Nichols vs. SE La. (12-1-88)

Had 16 rebounds in a game:

16, Gavin Ware vs. Maryland ES (1-2-14)

Had 17 rebounds in a game:

17, Gavin Ware at Auburn (1-21-15)

Had 18 or more rebounds in a game:

21, Wesley Morgan vs. SE La. (11-28-05)

Had 22 or more rebounds in a game:

23, Rickey Brown vs. Vanderbilt (12-6-79)

Had 24 or more rebounds in a game:

24, Wiley Peck vs. Alabama (1-27-79)

Had 10 or more offensive rebounds in a game:

11, Arnett Moultrie vs. Northwestern State (12-22-11)

Had 10 or more defensive rebounds in a game:

10, Aric Holman vs. So. Miss (12-19-16)

Had 13 or more defensive rebounds in a game:

13, Colin Borchert (3-9-13)

Had 15 or more defensive rebounds in a game:

15, Jarvis Varnado at San Diego (12-31-09)

Had 10 assists in a game:

10, Dee Bost vs. LSU (1-25-11)

Had 11 assists in a game:

11, I.J. Ready vs. No. Colorado (12-23-15)

Had 13 assists in a game:

13, I.J. Ready vs. LSU (3-4-17)

Had 14 assists in a game:

14, Gary Ervin vs. Florida A&M (12-20-04)

Had 15 or more assists in a game:

16, Chuck Evans at UMKC (2-23-93)

Had 10 or more turnovers in a game:

10, Charles Rhodes vs. Nicholls (11-11-06)

Had five or more blocks in a game:

5, Abdul Ado vs. Stephen F. Austin (11-22-17)

Had six or more blocks in a game:

6, Schneider Herard vs. Fla. A&M (11-18-17)

Had seven blocks in a game:

7, Jarvis Varnado at LSU (2-20-10)

Had eight blocks in a game:

8, Jarvis Varnado vs. Alabama (2-24-10)

Had nine blocks in a game:

9, Jarvis Varnado at Vanderbilt (2-3-10)

Had 10 blocks in a game:

10, Jarvis Varnado vs. Arkansas (1-14-10)

Had 10+ blocks in two consecutive games:

Jarvis Varnado (10 vs. Georgia & 10 vs. Kentucky, 2007-08)

Had five steals in a game:

5, Lamar Peters vs. Texas A&M (1-14-17)

Had six or more steals in a game:

7, Craig Sword vs. Ole Miss (1-11-14)

LAST TIME AN MSU TEAM...

Scored 100 or more points:

106 vs. Eastern Washington (11-13-15)

Scored 100 or more points in an SEC game:

105 vs. Auburn (3-2-04)

Allowed 100 or more points in an SEC game:

115 at Arkansas (2-20-93)

Allowed 100 or more points in non-SEC play:

105 vs. Miami (11-19-15)

Was held to 52 points or less:

52 vs. Florida (2-18-17)

Was held to 50 points:

50 vs. Alabama (2-25-12)

Was held to 49 points or less:

48 vs. Vanderbilt (2-25-17)

Was held to 45 points or less:

41 at Georgia (2-7-15)

Was held to 40 points or less:

36 vs. Missouri (2-13-13)

Was held to 35 points or less:

31 vs. Vanderbilt (2-23-13)

Was held to fewer than 10 points in a half:

9 at Arkansas, first (2-7-15)

Held opponent to 59 points or less:

57 vs. Florida (2-18-17)

Held opponent to 56 points or less:

56 at Vanderbilt (3-4-15)

Held opponent to 55 points or less:

52 vs. LSU-SECT (3-08-17)

Held opponent to 50 points or less:

48 vs. Florida A&M (11-18-17)

Held opponent to 45 points or less:

44 vs. Southern Miss (12-19-16)

Held opponent to 42 points or less:

42 vs. Texas-San Antonio (12-4-12)

Held opponent to 39 points or less:

39 at LSU (1-9-08)

Shot 50 percent or better from the field:

.532 [33-62] vs. Florida A&M (11-18-17)

Shot 55 percent or better from the field:

.558 [24-43] vs. Stephen F. Austin (11-22-17)

Shot 60 percent or better from the field:

.621 [41-66] vs. E. Washington (11-13-15)

Shot 65 percent or better from the field:

.660 [35-53] vs. Western Kentucky (1-5-09)

Was held to less than 35 percent from the field:

.309 [21-68] vs. Tennessee (2-4-17)

Was held to less than 30 percent from the field:

.298 [14-47] vs. Vanderbilt (2-25-17)

Was held to less than 25 percent from the field:

.175 [7-40] vs. Vanderbilt (2-23-13)

Held opp. to 35 percent or less from the field:

.333 [18-54] vs. LSU-SECT (3-8-17)

Held opp. to 30 percent or less from the field:

.281 [18-64] vs. Florida A&M (11-18-17)

Held opp. to 25 percent or less from the field:

.231 [15-65] vs. Southern Miss (12-19-16)

Opponent shot 50 percent or better:

.500 [27-54] South Carolina (2-11-17)

Opponent shot 60 percent or better:

.623 [33-53] Missouri (3-1-14)

Made 35 or more field goals:

36 vs. LSU (3-4-17)

Made 40 or more field goals:

41 vs. Eastern Washington (11-13-15)

Made fewer than 15 field goals:

14 at Vanderbilt (2-25-17)

Attempted 70 or more shots from the field:

74 vs. Ole Miss (2-18-17)

Attempted 80 or more shots from the field:

80 at Alabama (2-21-09)

Attempted just 40 shots from the field:

40 vs. Vanderbilt (2-23-13)

Attempted 39 or fewer shots from the field:

39 at Vanderbilt (3-4-15)

Attempted 35 or fewer shots from the field:

34 vs. Tennessee (2-3-15)

Made 10 or more 3-pointers:

11 vs. LSU-SECT (3-8-17)

Made 12 3-pointers:

12 vs. Missouri (1-25-17)

Made 13 3-pointers:

13 vs. Georgia State (12-04-16)

Made 15 3-pointers:

15 vs. North Carolina A&T (12-12-10)

Made 16 3-pointers:

16 vs. Troy (12-10-11)

Made 17 3-pointers:

17 vs. Southern Miss (12-19-16)

Did not make a 3-pointer:

[0-10] at Arkansas (2-7-15)

Made just one 3-pointer:

vs. Tennessee (1-7-15)

Made just two 3-pointers:

vs. Alabama-SECT (3-9-17)

Opponent made 15 or more 3-pointers:

16, Arkansas (1-9-16)

Opponent made just one 3-pointer:

vs. LSU-SECT (3-8-17)

Attempted nine 3-pointers or less:

9 vs. Tennessee (1-7-15)

Attempted six 3-pointers or less:

6 at Ole Miss (1-29-03)

THE LAST TIME (CONTINUED) . . .

Attempted 25 3-pointers:

25 at Ole Miss (1-31-17)

Attempted 26 3-pointers:

26 at South Carolina (2-28-17)

Attempted 27 3-pointers:

27 vs. South Carolina (2-11-17)

Attempted 28 3-pointers:

28 vs. Georgia (2-13-16)

Attempted 29 or more 3-pointers:

29 vs. Southern Miss (12-19-16)

Attempted 30 or more 3-pointers:

30 vs. LSU-SECT (3-08-17)

Attempted 35 or more 3-pointers:

35 vs. Kentucky (2-16-10)

Made 31 or more free throws:

31 vs. Auburn (1-22-14)

Made 40 or more free throws:

41 vs. LSU (2-11-09)

Made 50 or more free throws:

52 vs. LSU (2-11-09)

Made fewer than five free throws:

3 vs. Alabama-SEC (3-9-17)

Made only 1 free throw:

1 vs. Florida (1-30-14)

Opponent made 30 or more free throws:

34, Ole Miss (2-18-17)

Attempted 30 or more free throws:

34 vs. Auburn (2-7-17)

Attempted 35 or more free throws:

35 vs. Stephen F. Austin (11-22-17)

Attempted 40 or more free throws:

44 vs. Tennessee (1-7-15)

Attempted 45 or more free throws:

45 vs. Florida A&M (12-17-13)

Attempted fewer than 10 free throws:

9 vs. Florida A&M (11-18-17)

Opponent attempted 40 or more free throws:

44, Ole Miss (2-18-17)

Had 50 or more rebounds:

50 vs. Arkansas (2-9-16)

Had 55 or more rebounds:

55 vs. Tennessee (2-4-17)

Had 58 or more rebounds:

58 vs. Troy (12-10-05)

Had 59 or more rebounds:

59 at Houston (12-19-09)

Had fewer than 25 rebounds:

21 vs. McNeese State (12-30-14)

Had 20 or fewer rebounds:

20 at Kentucky (1-12-16)

Had 20 or more assists:

20 vs. South Carolina (2-27-16)

Had 21 or more assists:

21 vs. LSU (3-4-17)

Had 25 or more assists:

25 vs. St. Bonaventure (12-05-09)

Had 30 or more assists:

30 vs. Troy (12-10-11)

Had 5 Assists:

5, Florida State (12-16-15)

Had Fewer Than 5 Assists:

4, Tennessee (1-2-15)

Had 20 or more turnovers:

20 at South Carolina (2-28-17)

Had 21 or more turnovers:

22 vs. Ole Miss (2-18-17)

Had 23 or more turnovers:

23 vs. Arkansas (2-21-15)

Had 24 or more turnovers:

24 at Arkansas (2-7-15)

Had 25 turnovers:

26 vs. Mississippi Valley State (11-17-14)

Had 29 or more turnovers:

29 at Arkansas (1-23-13)

Had 30 or more turnovers:

31 at Kentucky (1-7-97)

Had 34 or more turnovers:

34 at Evansville (12-17-75)

Had fewer than 10 turnovers:

7 vs. Missouri (1-25-17)

Had five or fewer turnovers:

5 vs. Morehead State (12-22-16)

Forced 25 or more turnovers

26 vs. Kennesaw State (11-14-13)

Had 10 blocked shots:

10 vs. Stephen F. Austin (11-22-17)

Had 11 blocked shots:

11 vs. Southern Miss (12-19-16)

Had 12 blocked shots:

12 at South Carolina (1-26-16)

Had 13 blocked shots:

13 vs. Florida A&M (11-18-17)

Had 14 blocked shots:

14 vs. Texas-Pan American (11-24-09)

Had 16 blocked shots:

16 vs. Georgia (1-12-08)

Had 10 steals:

10 vs. Kentucky (1-17-17)

Had 11 steals:

11 vs. Texas A&M (1-14-17)

Had 12 steals:

12 vs. LSU-SECT (3-8-17)

Had 13 steals:

13 vs. Ole Miss (2-18-17)

Had 14 steals:

14 vs. South Carolina (1-9-13)

Had 15 steals:

15 vs. Florida Gulf Coast (12-19-13)

Had 17 or more steals:

17 vs. Oregon State (12-01-16)

Had 20 or more steals:

20 vs. Nicholls State (11-17-01)

Had 1 steal or less:

1 vs. Vanderbilt (3-11-11)

MISSISSIPPI STATE IN OVERTIME

Mississippi State In Overtime Games

This Season	0-1
Overall Overtime Record	60-51
<i>Home Overtime Record</i>	34-23
<i>Road Overtime Record</i>	18-20
<i>Neutral Site Overtime Record</i>	8-8
Humphrey Coliseum Overtime Record	25-18
SEC Tournament Overtime Record	2-5
Double Overtime Record	6-5
Four Overtime Record	1-1
Postseason Overtime Record	1-0
Last OT Played (1OT)	vs. Ole Miss (L, 87-82, 2/18/17)
Last Double OT	vs. UMass (L, 101-96, 3/13/12)
Last Triple OT	vs. Alabama (L, 79-78, 2/27/71)
Last Four OT	vs. Ole Miss (W, 104-102, 1/24/90)

Mississippi State Coaches In Overtime Games

Babe McCarthy	6-5	Bob Boyd	3-4
<i>Home Overtime Record</i>	2-2	<i>Home Overtime Record</i>	2-1
<i>Road Overtime Record</i>	2-2	<i>Road Overtime Record</i>	1-2
<i>Neutral Site Overtime Record</i>	2-1	<i>Neutral Site Overtime Record</i>	0-1
Joe Dan Gold	5-3	Richard Williams	15-11
<i>Home Overtime Record</i>	3-3	<i>Home Overtime Record</i>	7-3
<i>Road Overtime Record</i>	1-0	<i>Road Overtime Record</i>	5-5
<i>Neutral Site Overtime Record</i>	1-0	<i>Neutral Site Overtime Record</i>	3-3
Kermit Davis	8-6	Rick Stansbury	15-16
<i>Home Overtime Record</i>	5-3	<i>Home Overtime Record</i>	7-6
<i>Road Overtime Record</i>	3-3	<i>Road Overtime Record</i>	6-7
Ron Greene	2-0	<i>Neutral Site Overtime Record</i>	2-3
<i>Home Overtime Record</i>	2-0	Rick Ray	3-1
Jim Hatfield	3-3	<i>Home Overtime Record</i>	3-1
<i>Home Overtime Record</i>	3-2	Ben Howland	0-2
<i>Road Overtime Record</i>	0-1	<i>Home Overtime Record</i>	0-2

OVERTIME FOES

TEAM	RECORD	TEAM	RECORD
Alabama	6-7	Southern Mississippi	1-0
Alaska-Fairbanks	1-0	SW Louisiana	1-0
Arkansas	2-1	South Alabama	1-0
Auburn	6-4	South Carolina	3-0
Baylor	1-0	Tennessee	6-2
BYU	0-1	Texas	1-0
California	0-1	Texas A&M	1-1
Drake	1-0	Troy	2-0
Florida	0-3	Tulane	0-1
Florida State	1-0	UAB	0-1
Georgia	3-3	UMass	0-1
Georgia Tech	1-0	Vanderbilt	2-5
Houston	0-1		
Idaho	0-1		
Kentucky	4-5		
Loyola	1-0		
LSU	3-4		
Memphis	1-0		
Missouri-Kansas City	0-1		
Montana	1-0		
Morehead State	1-0		
NE Louisiana	0-1		
Northwestern State	0-1		
Oklahoma	1-0		
Ole Miss	6-4		
Old Dominion	0-1		
San Diego	0-1		
Santa Clara	2-0		

0 NICK WEATHERSPOON



Freshman | Gaurd

6-2 | 195

Canton, Miss.

Velma Jackson HS

Season Highs

Points: 15, Stephen F. Austin (11-22-17)
FGM: 5, Florida A&M (11-18-17)
FGA: 10, Florida A&M (11-18-17)
3FGM: 3, Stephen F. Austin (11-22-17)
3FGA: 6, Stephen F. Austin (11-22-17)
FTM: 4, twice, last vs. Stephen F. Austin (11-22-17)
FTA: 5, Stephen F. Austin (11-22-17)
Rebounds: 5, twice, last vs. Green Bay (11-20-17)
Assists: 5, Florida A&M (11-18-17)
Blocks: 1, twice, last vs. SF Austin (11-22-17)
Steals: 1, twice, last vs. Green Bay (11-20-17)
Minutes: 37, Stephen F. Austin (11-22-17)

Weatherspoon's Notes . . .

-Made his collegiate debut against Alabama State and scored 11 points as a starter.

-Has scored in double-digits all four games, with season best coming against Stephen F. Austin.

2017-18 Game-By-Game

Opponent		MIN	FG	Pct.	3FG	Pct.	FT	Pct.	O-D-R	PF	A	TO	B	S	PTS
N10 Alabama State	*	25	3-8	.375	1-1	1.000	4-4	1.000	0-3-3	0	3	0	0	0	11
N18 Florida A&M	*	32	5-10	.500	1-3	.333	1-3	.333	0-5-5	1	5	2	1	1	12
N20 Green Bay	*	28	3-7	.429	1-3	.333	3-4	.750	0-5-5	3	4	3	0	1	10
N22 Stephen F. Austin	*	37	4-9	.444	3-6	.500	4-5	.800	0-0-0	2	3	1	1	0	15
N26 Jacksonville State															
N30 North Dakota State															
D3 Dayton															
D9 North Georgia															
D12 Cincinnati															
D16 UT Martin															
D20 Little Rock															
D23 Southern Miss															
D30 North Florida															
J2 Arkansas															
J6 Ole Miss															
J10 Florida															
J13 Auburn															
J16 Vanderbilt															
J20 Alabama															
J23 Kentucky															
J27 Missouri															
J31 South Carolina															
F3 Georgia															
F6 Alabama															
F10 Missouri															
F14 Vanderbilt															
F17 Ole Miss															
F20 Texas A&M															
F24 South Carolina															
F27 Tennessee															
M3 LSU															

CAREER STATS FOR NICK WEATHERSPOON

Year	GP-GS	Min/Avg	FG-FGA	Pct	3FM-3GA	Pct	FT-FTA	Pct	Rebs	PF-D	Ast	TO	Blk	Stl	Pts/Avg
2017-18	4-4	122/30.5	15-34	.441	6-13	.462	12-16	.750	13/3.3	6-0	15	6	2	2	48/12.0

1 LAMAR PETERS



Sophomore | Guard

6-0 | 185

New Orleans, LA

Landry-Walker HS

Season Highs

Points: 7, Alabama State (11-10-17)
FGM: 6, Green Bay (11-20-17)
FGA: 15, Green Bay (11-20-17)
3FGM: 1, twice, last vs. Green Bay (11-20-17)
3FGA: 7, A twice, last vs. Green Bay (11-20-17)
FTM: 5, Green Bay (11-20-17)
FTA: 6, Green Bay (11-20-17)
Rebounds: 4, Alabama State (11-10-17)
Assists: 7, Alabama State (11-10-17)
Blocks: 2, Alabama State (11-10-17)
Steals: 4, Florida A&M (11-18-17)
Minutes: 29, twice, last vs. Green Bay (11-20-17)

Career Highs

Points: 25, Kentucky (1-17-17)
FGM: 9, 2x, last vs Kentucky (1-17-17)
FGA: 16, Kentucky (1-17-17)
3FGM: 7, Missouri (1-25-17)
3FGA: 11, Missouri (1-25-17)
FTM: 11, TAMU (1-14-17)
FTA: 11, 2x, last vs Auburn (2-7-17)
Rebounds: 7, Kentucky (1-17-17)
Assists: 7, 5x, last vs Alabama St. (11-10-17)
Blocks: 2, 2x, last vs. Alabama St. (11-10-17)
Steals: 5, TAMU 1-14-17)
Minutes: 36, Auburn 2-7-17)

2017-18 Game-By-Game

Opponent	MIN	FG	Pct.	3FG	Pct.	FT	Pct.	O-D-R	PF	A	TO	B	S	PTS
N10 Alabama State	*	29	2-8	.250	0-5	.000	3-4	.750	0-4-4	1	7	4	2	7
N18 Florida A&M	*	23	5-12	.417	1-7	.143	1-1	1.000	0-1-1	3	5	1	0	12
N20 Green Bay	*	29	6-15	.400	1-7	.143	5-6	.833	0-0-0	0	2	3	1	18
N22 Stephen F. Austin	-DNP-													
N26 Jacksonville State														
N30 North Dakota State														
D3 Dayton														
D9 North Georgia														
D12 Cincinnati														
D16 UT Martin														
D20 Little Rock														
D23 Southern Miss														
D30 North Florida														
J2 Arkansas														
J6 Ole Miss														
J10 Florida														
J13 Auburn														
J16 Vanderbilt														
J20 Alabama														
J23 Kentucky														
J27 Missouri														
J31 South Carolina														
F3 Georgia														
F6 Alabama														
F10 Missouri														
F14 Vanderbilt														
F17 Ole Miss														
F20 Texas A&M														
F24 South Carolina														
F27 Tennessee														
M3 LSU														

Peters' Notes . . .

-In season opener, tied career high with 7 assists and 2 blocked shots.

-Season-high 18 points vs. Green Bay.

-Missed Stephen F. Austin game due to violation of team rules.

CAREER STATS FOR LAMAR PETERS

Year	GP-GS	Min/Avg	FG-FGA	Pct	3FM-3GA	Pct	FT-FTA	Pct	Rebs	PF-D	Ast	TO	Blk	Stl	Pts/Avg
2016-17	30-17	738/24.6	103-266	.387	59-161	.366	56-75	.747	68/2.3	81-2	101	68	5	34	321/10.7
2017-18	3-3	81/27.0	13-35	.371	2-19	.105	9-11	.818	5/1.7	4-0	14	8	3	8	37/12.3
Totals	33-20	819/24.8	116-301	.385	61-180	.339	65-86	.756	73/2.2	85-2	115	76	8	42	358/10.8

2 ELI WRIGHT



Sophomore | Gaurd

6-4 | 190

Owensboro, KY

22 Feet Academy

Season Highs

Points: 12, Alabama State (11-10-17)
FGM: 5, Alabama State (11-10-17)
FGA: 8, Alabama State (11-10-17)
3FGM: 1, Alabama State (11-10-17)
3FGA: 3, Alabama State (11-10-17)
FTM: 1, Alabama State (11-10-17)
FTA: 2, Alabama State (11-10-17)
Rebounds: 6, Alabama State (11-10-17)
Assists: 2, Alabama State (11-10-17)
Blocks: 1, twice, last vs. SF Austin (11-22-17)
Steals:
Minutes: 28, Alabama State (11-10-17)

Career Highs

Points: 12, Alabama State (11-10-17)
FGM: 5, Alabama State (11-10-17)
FGA: 8, Alabama State (11-10-17)
3FGM: 1, 3x, last vs. Alabama St. (11-10-17)
3FGA: 3, Alabama State (11-10-17)
FTM: 3, 5x last vs Oregon State (12-1-16)
FTA: 5, NWST 11-28-16
Rebounds: 7, NWST (11-28-16)
Assists: 3, Boise State (11-18-16)
Blocks: 1, 4x, last vs. Alabama St. (11-10-17)
Steals: 2, Oregon State (12-1-16)
Minutes: 31, NWST (11-28-16)

2017-18 Game-By-Game

Opponent	MIN	FG	Pct.	3FG	Pct.	FT	Pct.	O-D-R	PF	A	TO	B	S	PTS
N10 Alabama State	28	5-8	.625	1-3	.333	1-2	.500	3-3-6	3	2	0	1	0	12
N18 Florida A&M	-DNP-													
N20 Green Bay	17	4-6	.667	0-2	.000	0-0	.000	4-0-4	2	1	1	0	0	8
N22 Stephen F. Austin	17	0-3	.000	0-1	.000	0-0	.000	0-2-2	1	0	2	1	0	0
N26 Jacksonville State														
N30 North Dakota State														
D3 Dayton														
D9 North Georgia														
D12 Cincinnati														
D16 UT Martin														
D20 Little Rock														
D23 Southern Miss														
D30 North Florida														
J2 Arkansas														
J6 Ole Miss														
J10 Florida														
J13 Auburn														
J16 Vanderbilt														
J20 Alabama														
J23 Kentucky														
J27 Missouri														
J31 South Carolina														
F3 Georgia														
F6 Alabama														
F10 Missouri														
F14 Vanderbilt														
F17 Ole Miss														
F20 Texas A&M														
F24 South Carolina														
F27 Tennessee														
M3 LSU														

Wright's Notes . . .

-Had a career 12 points in season opener vs. Alabama State.

-Missed Florida A&M game for violation of team rules.

CAREER STATS FOR ELI WRIGHT

Year	GP-GS	Min/Avg	FG-FGA	Pct	3FM-3GA	Pct	FT-FTA	Pct	Rebs	PF-D	Ast	TO	Blk	Stl	Pts/Avg
2016-17	30-1	392/13.1	36-68	.529	11-27	.407	22-31	.710	47/1.6	50-1	7	16	3	11	105/3.5
2017-18	3-0	62/20.7	9-17	.529	1-6	.167	1-2	.500	12/4.0	6-0	3	3	2	0	20/6.7
Totals	323-1	454/13.8	45-85	.529	12-33	.364	23-33	.697	59/1.8	56-1	10	19	5	11	125/3.8

3 XAVIAN STAPLETON



Junior | Guard

6-6 | 210

Flora, MS

Louisiana Tech

Season Highs

Points:
FGM:
FGA:
3FGM:
3FGA:
FTM:
FTA:
Rebounds: 1, Alabama State (11-10-17)
Assists:
Blocks:
Steals: 2, Alabama State (11-10-17)
Minutes: 5, Alabama State (11-10-17)

Career Highs

Points: 14, 2x, last vs LSU (3-4-17)
FGM: 6, 2x, last vs LSU (3-4-17)
FGA: 13, Tennessee (2-4-17)
3FGM: 2, 2x, last vs LSU (3-4-17)
3FGA: 4, Kentucky (1-17-17)
FTM: 6, Arkansas (1-10-17)
FTA: 7, Arkansas (1-10-17)
Rebounds: 11, Tennessee (2-4-17)
Assists: 1, 5x, last vs LSU (3-4-17)
Blocks: 2, Ole Miss (2-21-17)
Steals: 4, Tennessee (2-4-17)
Minutes: 28, South Carolina (2-11-17)

2017-18 Game-By-Game

Opponent	MIN	FG	Pct.	3FG	Pct.	FT	Pct.	O-D-R	PF	A	TO	B	S	PTS
N10 Alabama State	*	5	0-0	.000	0-0	.000	0-0	.000	0-1-1	0	0	0	0	2
N18 Florida A&M	-DNP-													
N20 Green Bay	-DNP-													
N22 Stephen F. Austin	-DNP-													
N26 Jacksonville State														
N30 North Dakota State														
D3 Dayton														
D9 North Georgia														
D12 Cincinnati														
D16 UT Martin														
D20 Little Rock														
D23 Southern Miss														
D30 North Florida														
J2 Arkansas														
J6 Ole Miss														
J10 Florida														
J13 Auburn														
J16 Vanderbilt														
J20 Alabama														
J23 Kentucky														
J27 Missouri														
J31 South Carolina														
F3 Georgia														
F6 Alabama														
F10 Missouri														
F14 Vanderbilt														
F17 Ole Miss														
F20 Texas A&M														
F24 South Carolina														
F27 Tennessee														
M3 LSU														

Stapleton's Notes . . .

-Due to a sprained left knee, was limited to just 5 minutes against Alabama State.

-Missed the last three games due to a knee sprain.

CAREER STATS FOR XAVIAN STAPLETON

Year	GP-GS	Min/Avg	FG-FGA	Pct	3FM-3GA	Pct	FT-FTA	Pct	Rebs	PF-D	Ast	TO	Blk	Stl	Pts/Avg
2016-17	23-5	385/16.7	59-129	.457	18-54	.333	28-44	.636	66/2.9	66-4	7	21	10	22	164/7.1
2017-18	1-1	5/5.0	0-0	.000	0-0	.000	0-0	.000	1/1.0	0-0	0	0	0	2	0/0.0
Totals	24-6	390/16.3	59-129	.457	18-54	.333	28-44	.636	67/2.8	66-4	7	21	10	24	164/6.8

5 MITCHELL STORM



Sophomore | Forward

6-7 | 202

Madison, Miss.

East Mississippi CC

Season Highs

Points:

FGM:

FGA: 2, Alabama State (11-10-17)

3FGM:

3FGA:

FTM:

FTA:

Rebounds: 3, Alabama State (11-10-17)

Assists:

Blocks:

Steals:

Minutes: 4, Alabama State (11-10-17)

Storm's Notes . . .

-Made his MSU debut against Alabama State and had 3 rebounds.

-Also played 3 minutes against Florida A&M.

2017-18 Game-By-Game

Opponent	MIN	FG	Pct.	3FG	Pct.	FT	Pct.	O-D-R	PF	A	TO	B	S	PTS
N10 Alabama State	4	0-2	.000	0-0	.000	0-0	.000	1-2-3	1	0	0	0	0	0
N18 Florida A&M	3	0-0	.000	0-0	.000	0-0	.000	0-1-1	0	0	0	0	0	0
N20 Green Bay	-DNP-													
N22 Stephen F. Austin	-DNP-													
N26 Jacksonville State														
N30 North Dakota State														
D3 Dayton														
D9 North Georgia														
D12 Cincinnati														
D16 UT Martin														
D20 Little Rock														
D23 Southern Miss														
D30 North Florida														
J2 Arkansas														
J6 Ole Miss														
J10 Florida														
J13 Auburn														
J16 Vanderbilt														
J20 Alabama														
J23 Kentucky														
J27 Missouri														
J31 South Carolina														
F3 Georgia														
F6 Alabama														
F10 Missouri														
F14 Vanderbilt														
F17 Ole Miss														
F20 Texas A&M														
F24 South Carolina														
F27 Tennessee														
M3 LSU														

CAREER STATS FOR MITCHELL STORM

Year	GP-GS	Min/Avg	FG-FGA	Pct	3FM-3GA	Pct	FT-FTA	Pct	Rebs	PF-D	Ast	TO	Blk	Stl	Pts/Avg
2017-18	2-0	7/3.5	0-2	.000	0-0	.000	0-0	.000	4-2.0	1-0	0	0	0	0	0/0.0

10 TATE CLAYTON



Freshman | Gaurd

6-2 | 170

Tupelo, Miss.

Tupelo HS

Season Highs

Points:
FGM:
FGA:
3FGM:
3FGA:
FTM:
FTA:
Rebounds:
Assists:
Blocks:
Steals:
Minutes: 2, twice, last vs. Florida A&M (11-18-17)

Clayton's Notes . . .

-Made collegiate debut against Alabama State.

-Also played against Florida A&M.

2017-18 Game-By-Game

Opponent	MIN	FG	Pct.	3FG	Pct.	FT	Pct.	O-D-R	PF	A	TO	B	S	PTS
N10 Alabama State	2	0-0	.000	0-0	.000	0-0	.000	0-0-0	0	0	0	0	0	0
N18 Florida A&M	2	0-0	.000	0-0	.000	0-0	.000	0-0-0	0	0	0	0	0	0
N20 Green Bay	-DNP-													
N22 Stephen F. Austin	-DNP-													
N26 Jacksonville State														
N30 North Dakota State														
D3 Dayton														
D9 North Georgia														
D12 Cincinnati														
D16 UT Martin														
D20 Little Rock														
D23 Southern Miss														
D30 North Florida														
J2 Arkansas														
J6 Ole Miss														
J10 Florida														
J13 Auburn														
J16 Vanderbilt														
J20 Alabama														
J23 Kentucky														
J27 Missouri														
J31 South Carolina														
F3 Georgia														
F6 Alabama														
F10 Missouri														
F14 Vanderbilt														
F17 Ole Miss														
F20 Texas A&M														
F24 South Carolina														
F27 Tennessee														
M3 LSU														

CAREER STATS FOR TATE CLAYTON

Year	GP-GS	Min/Avg	FG-FGA	Pct	3FM-3GA	Pct	FT-FTA	Pct	Rebs	PF-D	Asst	TO	Blk	Stl	Pts/Avg
2017-18	2-0	4/2.0	0-0	.000	0-0	.000	0-0	.000	0-0.0	0-0	0	0	0	0	0/0.0

11 QUINNDARY WEATHERSPOON



Junior | Guard

6-4 | 205

Canton, MS

Velma Jackson HS

Season Highs

Points: 20, Stephen F. Austin (11-22-17)
FGM: 8, Alabama State (11-10-17)
FGA: 9, twice, last vs. Florida A&M (11-18-17)
3FGM: 1, twice, last vs. SF Austin (11-22-17)
3FGA: 5, Green Bay (11-18-17)
FTM: 11, Stephen F. Austin (11-22-17)
FTA: 14, Stephen F. Austin (11-22-17)
Rebounds: 8, Alabama State (11-10-17)
Assists: 6, Stephen F. Austin (11-22-17)
Blocks: 1, twice, last vs. Florida A&M (11-18-17)
Steals: 2, twice, last vs. SF Austin (11-22-17)
Minutes: 34, Stephen F. Austin (11-22-17)

Career Highs

Points: 29, Missouri (1-25-17)
FGM: 11, Missouri (1-25-17)
FGA: 18, UCF (11-17-16)
3FGM: 6, Arkansas (1-10-17)
3FGA: 8, 3x, last vs (UMKC 12-29-16)
FTM: 11, Stephen F. Austin (11-22-17)
FTA: 14, Stephen F. Austin (11-22-17)
Rebounds: 14, Missouri (1-30-16)
Assists: 6, Stephen F. Austin (11-22-17)
Blocks: 2, 3x, last vs LSU (1-7-17)
Steals: 4, 3x, last vs Georgia State (12-4-16)
Minutes: 41, Alabama (2-2-16)

2017-18 Game-By-Game

Opponent		MIN	FG	Pct.	3FG	Pct.	FT	Pct.	O-D-R	PF	A	TO	B	S	PTS
N10 Alabama State	*	22	8-9	.889	0-1	.000	1-3	.333	0-8-8	3	1	3	1	2	17
N18 Florida A&M	*	31	5-9	.556	1-4	.250	1-2	.500	0-6-6	1	4	4	1	1	12
N20 Green Bay	*	28	1-8	.125	0-5	.000	0-0	.000	0-3-3	2	4	2	0	1	2
N22 Stephen F. Austin	*	34	4-8	.500	1-4	.250	11-14	.786	2-5-7	3	6	1	0	2	20
N26 Jacksonville State															
N30 North Dakota State															
D3 Dayton															
D9 North Georgia															
D12 Cincinnati															
D16 UT Martin															
D20 Little Rock															
D23 Southern Miss															
D30 North Florida															
J2 Arkansas															
J6 Ole Miss															
J10 Florida															
J13 Auburn															
J16 Vanderbilt															
J20 Alabama															
J23 Kentucky															
J27 Missouri															
J31 South Carolina															
F3 Georgia															
F6 Alabama															
F10 Missouri															
F14 Vanderbilt															
F17 Ole Miss															
F20 Texas A&M															
F24 South Carolina															
F27 Tennessee															
M3 LSU															

Weatherspoon's Notes . . .

-Named first-team All-SEC by the league coaches on Friday after being named second-team by the media back in October.

-Is MSU's leading, returning scorer.

-Had 17 points against Alabama State in season opener.

-Surpassed 100-career assists vs. Florida A&M and had career-high 6 vs. Stephen F. Austin.

-Had 20 points vs. Stephen F. Austin.

-Now 100 points shy of 1,000.

CAREER STATS FOR QUINNDARY WEATHERSPOON

Year	GP-GS	Min/Avg	FG-FGA	Pct	3FM-3GA	Pct	FT-FTA	Pct	Rebs	PF-D	Asst	TO	Blk	Stl	Pts/Avg
2015-16	31-17	836/27.0	133-297	.448	43-109	.394	62-77	.805	146-4.7	75-1	43	45	16	42	371/12.0
2016-17	29-29	926/31.9	173-369	.469	47-126	.373	85-111	.766	148-5.1	68-1	53	64	8	50	478/16.5
2017-18	4-4	115/28.8	18-34	.529	2-14	.143	13-19	.684	24-6.0	9-0	15	10	2	6	51/12.8
Totals	64-50	1877/29.3	324-700	.463	92-249	.369	160-207	.773	318-5.0	152-2	111	119	26	98	900/14.1

12 DREW DAVIS



Senior | Guard

5-10 | 165

Atlanta, GA

Fort Walton Beach HS

Season Highs

Points: 1, Alabama State (11-10-17)
FGM:
FGA: 2, Florida A&M (11-18-17)
3FGM:
3FGA: 1, twice, last vs. Florida A&M (11-18-17)
FTM: 1, Alabama State (11-10-17)
FTA: 2, Alabama State (11-10-17)
Rebounds:
Assists: 1, Alabama State (11-10-17)
Blocks:
Steals:
Minutes: 3, Florida A&M (11-18-17)

Career Highs

Points: 6, Southern Miss (12-19-16)
FGM: 2, Southern Miss (12-19-16)
FGA: 1, Oregon State (12-1-16)
3FGM: 2, Southern Miss (12-19-16)
3FGA: 2, Southern Miss (12-19-16)
FTM: 1, Alabama State (11-10-17)
FTA: 2, Alabama State (11-10-17)
Rebounds: 1, Missouri (1-25-17)
Assists: 1, 3x, last vs. Alabama St. (11-10-17)
Blocks:
Steals:
Minutes: 5, Southern Miss (12-19-16)

2017-18 Game-By-Game

Opponent	MIN	FG	Pct.	3FG	Pct.	FT	Pct.	O-D-R	PF	A	TO	B	S	PTS
N10 Alabama State	2	0-1	.000	0-1	.000	1-2	.500	0-0-0	0	1	0	0	0	1
N18 Florida A&M	3	0-2	.000	0-1	.000	0-0	.000	0-0-0	1	0	0	0	0	0
N20 Green Bay	-DNP-													
N22 Stephen F. Austin	-DNP-													
N26 Jacksonville State														
N30 North Dakota State														
D3 Dayton														
D9 North Georgia														
D12 Cincinnati														
D16 UT Martin														
D20 Little Rock														
D23 Southern Miss														
D30 North Florida														
J2 Arkansas														
J6 Ole Miss														
J10 Florida														
J13 Auburn														
J16 Vanderbilt														
J20 Alabama														
J23 Kentucky														
J27 Missouri														
J31 South Carolina														
F3 Georgia														
F6 Alabama														
F10 Missouri														
F14 Vanderbilt														
F17 Ole Miss														
F20 Texas A&M														
F24 South Carolina														
F27 Tennessee														
M3 LSU														

Davis' Notes . . .

-Played 2 minutes against Alabama State and made his first-career FT.

-Also saw action vs. Florida A&M.

CAREER STATS FOR DREW DAVIS

Year	GP-GS	Min/Avg	FG-FGA	Pct	3FM-3GA	Pct	FT-FTA	Pct	Rebs	PF-D	Asst	TO	Blk	Stl	Pts/Avg
2016-17	6-0	12/2.0	4-8	.500	3-4	.750	0-0	.000	1-0.2	0-0	2	2	0	1	11/1.8
2017-18	2-0	5/2.5	0-3	.000	0-2	.000	1-2	.500	0-0.0	1-0	1	0	0	0	1/1.0
Totals	8-0	17/2.1	4-11	.364	3-6	.500	1-2	.500	1-0.1	1-0	3	2	0	1	12/1.5

13 NICK SINGLETON



Junior | Guard

6-5 | 195

Decatur, GA

Kennesaw State

Season Highs

Points: 4, Florida A&M (11-18-17)
FGM: 2, Florida A&M (11-18-17)
FGA: 3, Florida A&M (11-18-17)
3FGM: 1, Alabama State (11-10-17)
3FGA: 2, Alabama State (11-10-17)
FTM:
FTA:
Rebounds: 1, Alabama State (11-10-17)
Assists: 1, Florida A&M (11-18-17)
Blocks:
Steals:
Minutes: 5, twice, last vs. Florida A&M (11-18-17)

Career Highs

Points: 5, NWST (11-28-16)
FGM: 2, twice, last vs. Florida A&M (11-18-17)
FGA: 4, NWST (11-28-16)
3FGM: 1, 3x, last vs. Florida A&M (11-18-17)
3FGA: 2, twice, last vs. Ala. St. (11-10-17)
FTM:
FTA:
Rebounds: 2, UCF (11-17-16)
Assists: 1, 3x, last vs. Florida A&M (11-18-17)
Blocks:
Steals: 1, NWST (11-28-16)
Minutes: 13, NWST (11-28-16)

2017-18 Game-By-Game

Opponent	MIN	FG	Pct.	3FG	Pct.	FT	Pct.	O-D-R	PF	A	TO	B	S	PTS
N10 Alabama State	5	1-2	.500	1-2	.500	0-0	.000	0-1-1	0	0	0	0	0	3
N18 Florida A&M	5	2-3	.667	0-1	.000	0-0	.000	0-0-0	0	1	0	0	0	4
N20 Green Bay	-DNP-													
N22 Stephen F. Austin	-DNP-													
N26 Jacksonville State														
N30 North Dakota State														
D3 Dayton														
D9 North Georgia														
D12 Cincinnati														
D16 UT Martin														
D20 Little Rock														
D23 Southern Miss														
D30 North Florida														
J2 Arkansas														
J6 Ole Miss														
J10 Florida														
J13 Auburn														
J16 Vanderbilt														
J20 Alabama														
J23 Kentucky														
J27 Missouri														
J31 South Carolina														
F3 Georgia														
F6 Alabama														
F10 Missouri														
F14 Vanderbilt														
F17 Ole Miss														
F20 Texas A&M														
F24 South Carolina														
F27 Tennessee														
M3 LSU														

Singleton's Notes . . .

-Made a 3-pointer in season opener vs. Alabama State.

-Also saw action against Florida A&M.

CAREER STATS FOR NICK SINGLETON

Year	GP-GS	Min/Avg	FG-FGA	Pct	3FM-3GA	Pct	FT-FTA	Pct	Rebs	PF-D	Ast	TO	Blk	Stl	Pts/Avg
2016-17	7-0	27/3.8	2-7	.286	1-4	.250	0-0	.000	4-0.6	3-0	2	1	1	1	5/0.7
2017-18	2-0	10/5.0	3-5	.600	1-3	.333	0-0	.000	1-0.5	0-0	1	0	0	0	7/3.5
Totals	9-0	37/4.1	5-12	.417	2-7	.286	0-0	.000	5-0.6	3-0	3	1	1	1	12/1.3

15 T.J. GRAY



Sophomore | Gaurd

6-0 | 170

Columbus, Miss.

Columbus HS

Season Highs

Points: 3, Florida A&M (11-18-17)
FGM: 1, Florida A&M (11-18-17)
FGA: 1, Florida A&M (11-18-17)
3FGM: 1, Florida A&M (11-18-17)
3FGA: 1, Florida A&M (11-18-17)
FTM:
FTA:
Rebounds:
Assists:
Blocks:
Steals:
Minutes: 3, Florida A&M (11-18-17)

Gray's Notes . . .

-Made his collegiate debut against Alabama State.

-Scored first collegiate points on a 3 against Florida A&M.

2017-18 Game-By-Game

Opponent	MIN	FG	Pct.	3FG	Pct.	FT	Pct.	O-D-R	PF	A	TO	B	S	PTS
N10 Alabama State	2	0-0	.000	0-0	.000	0-0	.000	0-0-0	1	0	0	0	0	0
N18 Florida A&M	3	1-1	1.000	1-1	1.000	0-0	.000	0-0-0	1	0	1	0	0	3
N20 Green Bay	-DNP-													
N22 Stephen F. Austin	-DNP-													
N26 Jacksonville State														
N30 North Dakota State														
D3 Dayton														
D9 North Georgia														
D12 Cincinnati														
D16 UT Martin														
D20 Little Rock														
D23 Southern Miss														
D30 North Florida														
J2 Arkansas														
J6 Ole Miss														
J10 Florida														
J13 Auburn														
J16 Vanderbilt														
J20 Alabama														
J23 Kentucky														
J27 Missouri														
J31 South Carolina														
F3 Georgia														
F6 Alabama														
F10 Missouri														
F14 Vanderbilt														
F17 Ole Miss														
F20 Texas A&M														
F24 South Carolina														
F27 Tennessee														
M3 LSU														

CAREER STATS FOR T.J. GRAY

Year	GP-GS	Min/Avg	FG-FGA	Pct	3FM-3GA	Pct	FT-FTA	Pct	Rebs	PF-D	Ast	TO	Blk	Stl	Pts/Avg
2017-18	2-0	5/2.5	1-1	1.000	1-1	1.000	0-0	.000	0-0.0	2-0	0	1	0	0	3/1.5

22 KESHAWN FEAZELL



Freshman | Forward

6-8 | 230

New Hebron, MS

Lawrence County HS

Season Highs

Points: 2, twice, last vs. Green Bay (11-20-17)
FGM: 1, twice, last vs. Green Bay (11-20-17)
FGA: 3, Green Bay (11-20-17)
3FGM:
3FGA: 1, Florida A&M (11-18-17)
FTM:
FTA:
Rebounds: 5, Florida A&M (11-18-20)
Assists:
Blocks:
Steals:
Minutes: 7, twice, last vs. Green Bay (11-20-17)

Feazell's Notes . . .

-Missed the season opener due to a foot injury.

-Made collegiate debut against Florida A&M and had two points.

2017-18 Game-By-Game

Opponent	MIN	FG	Pct.	3FG	Pct.	FT	Pct.	O-D-R	PF	A	TO	B	S	PTS
N10 Alabama State	-DNP-													
N18 Florida A&M	7	1-2	.500	0-1	.500	0-0	.000	1-4-5	1	0	1	0	0	2
N20 Green Bay	7	1-3	.333	0-0	.000	0-0	.000	0-1-1	1	0	1	0	0	2
N22 Stephen F. Austin	-DNP-													
N26 Jacksonville State														
N30 North Dakota State														
D3 Dayton														
D9 North Georgia														
D12 Cincinnati														
D16 UT Martin														
D20 Little Rock														
D23 Southern Miss														
D30 North Florida														
J2 Arkansas														
J6 Ole Miss														
J10 Florida														
J13 Auburn														
J16 Vanderbilt														
J20 Alabama														
J23 Kentucky														
J27 Missouri														
J31 South Carolina														
F3 Georgia														
F6 Alabama														
F10 Missouri														
F14 Vanderbilt														
F17 Ole Miss														
F20 Texas A&M														
F24 South Carolina														
F27 Tennessee														
M3 LSU														

CAREER STATS FOR KESHAWN FEAZELL

Year	GP-GS	Min/Avg	FG-FGA	Pct	3FM-3GA	Pct	FT-FTA	Pct	Rebs	PF-D	Ast	TO	Blk	Stl	Pts/Avg
2017-18	2-0	14/7-0	2-5	.400	0-1	.000	0-0	.000	6-3.0	2	0	2	0	0	2/2.0

23 TYSON CARTER



Sophomore | Guard

6-4 | 165

Starkville, MS

Starkville HS

Season Highs

Points: 125, Stephen F. Austin (11-22-17)
FGM: 4, Florida A&M (11-18-17)
FGA: 9, Stephen F. Austin (11-22-17)
3FGM: 14, Stephen F. Austin (11-22-17)
3FGA: 6, Stephen F. Austin (11-22-17)
FTM: 6, Stephen F. Austin (11-22-17)
FTA: 7, Stephen F. Austin (11-22-17)
Rbs: 6, Stephen F. Austin (11-22-17)
Assists: 3, Stephen F. Austin (11-22-17)
Blocks:
Steals: 1, 3x, last vs. SF Austin (11-22-17)
Minutes: 32, Stephen F. Austin (11-22-17)

Career Highs

Points: 25, Stephen F. Austin (11-22-17)
FGM: 9, Stephen F. Austin (11-22-17)
FGA: 15, 2x, last vs NWST (11-28-16)
3FGM: 5, 2x, last vs South Carolina (2-11-17)
3FGA: 10, 2x, last vs LSU (3-8-17)
FTM: 6, twice, last vs. SF Austin (11-22-17)
FTA: 7, Stephen F. Austin (11-22-17)
Rbs: 6, twice, last vs. SF Austin (11-22-17)
Assists: 3, Stephen F. Austin (11-22-17)
Blocks: 1, 3x, last vs South Carolina (2-11-17)
Steals: 2, 3x, last vs Lehigh (11-25-16)
Minutes: 37, NWST (11-28-16)

2017-18 Game-By-Game

Opponent	MIN	FG	Pct.	3FG	Pct.	FT	Pct.	O-D-R	PF	A	TO	B	S	PTS
N10 Alabama State	27	3-6	.500	2-3	.667	3-4	.750	1-0-1	0	2	2	0	1	11
N18 Florida A&M	23	4-10	.400	2-5	.400	0-0	.000	0-0-0	0	2	0	0	1	10
N20 Green Bay	19	2-6	.333	0-4	.000	2-2	1.000	0-0-0	1	0	0	0	0	6
N22 Stephen F. Austin *	32	9-14	.643	1-6	.167	6-7	.857	1-5-6	2	3	5	0	1	25
N26 Jacksonville State														
N30 North Dakota State														
D3 Dayton														
D9 North Georgia														
D12 Cincinnati														
D16 UT Martin														
D20 Little Rock														
D23 Southern Miss														
D30 North Florida														
J2 Arkansas														
J6 Ole Miss														
J10 Florida														
J13 Auburn														
J16 Vanderbilt														
J20 Alabama														
J23 Kentucky														
J27 Missouri														
J31 South Carolina														
F3 Georgia														
F6 Alabama														
F10 Missouri														
F14 Vanderbilt														
F17 Ole Miss														
F20 Texas A&M														
F24 South Carolina														
F27 Tennessee														
M3 LSU														

Carter's Notes . . .

-Came off the bench and scored 11 points against Alabama State.

-Also scored in double-digits against Florida A&M (10).

-Career-highs in points (25), rebounds (6) and assists (3) vs. Stephen F. Austin.

CAREER STATS FOR TYSON CARTER

Year	GP-GS	Min/Avg	FG-FGA	Pct	3FM-3GA	Pct	FT-FTA	Pct	Rebs	PF-D	Ast	TO	Blk	Stl	Pts/Avg
2016-17	32-12	646/20.2	84-211	.398	44-122	.361	27-33	.818	55-1.7	45-0	22	14	4	23	239/7.5
2017-18	4-1	101/25.3	18-36	.500	5-18	.278	11-13	.846	7-1.8	3-0	7	7	0	3	52/13.0
Totals	36-13	747/20.8	102-247	.413	49-140	.350	38-46	.826	62-1.7	48-0	29	21	4	26	291/8.1

24 ABDUL ADO



Freshman | Forward

6-11 | 250

Lagos, Nigeria

Hamilton Heights HS

Season Highs

Points: 12, twice, last vs. Green Bay (11-20-17)
FGM: 6, Florida A&M (11-18-17)
FGA: 8, Green Bay (11-20-17)
3FGM:
3FGA:
FTM: 4, Green Bay (11-20-17)
FTA: 5, Green Bay (11-20-17)
Rebounds: 11, Green Bay (11-20-17)
Assists: 5, Stephen F. Austin (11-22-17)
Blocks: 3, Florida A&M (11-18-17)
Steals: 1, twice, last vs. Green Bay (11-20-17)
Minutes: 28, Stephen F. Austin (11-22-17)

Ado's Notes . . .

-Missed the season opener due to a quad injury.

-Made collegiate debut against Florida A&M and responded with 12 points.

-Earned first double-double against Green Bay with 12 points, 11 boards.

-Career-high 5 blocks vs. Stephen F. Austin.

2017-18 Game-By-Game

Opponent	MIN	FG	Pct.	3FG	Pct.	FT	Pct.	O-D-R	PF	A	TO	B	S	PTS
N10 Alabama State	-DNP-													
N18 Florida A&M	*	23	6-7	.857	0-0	.000	0-0	.000	3-4-7	1	0	3	3	12
N20 Green Bay	*	24	4-8	.500	0-0	.000	4-5	.800	6-5-11	4	1	2	2	12
N22 Stephen F. Austin	*	28	2-2	1.000	0-0	.000	0-2	.000	0-4-4	0	0	6	5	4
N26 Jacksonville State														
N30 North Dakota State														
D3 Dayton														
D9 North Georgia														
D12 Cincinnati														
D16 UT Martin														
D20 Little Rock														
D23 Southern Miss														
D30 North Florida														
J2 Arkansas														
J6 Ole Miss														
J10 Florida														
J13 Auburn														
J16 Vanderbilt														
J20 Alabama														
J23 Kentucky														
J27 Missouri														
J31 South Carolina														
F3 Georgia														
F6 Alabama														
F10 Missouri														
F14 Vanderbilt														
F17 Ole Miss														
F20 Texas A&M														
F24 South Carolina														
F27 Tennessee														
M3 LSU														

CAREER STATS FOR ABDUL ADO

Year	GP-GS	Min/Avg	FG-FGA	Pct	3FM-3GA	Pct	FT-FTA	Pct	Rebs	PF-D	Ass	TO	Blk	Stl	Pts/Avg
2017-18	3-3	75/25.0	12-17	.706	0-0	.000	4-7	.571	22/7.3	5-0	1	11	10	3	28/9.3

34 SCHNIDER HERARD



Sophomore | Center

6-10 | 260

Port-au-Prince, Haiti

Prestonwood Christian HS

Season Highs

Points: 5, Alabama State (11-10-17)
FGM: 2, Alabama State (11-10-17)
FGA: 5, Alabama State (11-10-17)
3FGM:
3FGA:
FTM: 1, Alabama State (11-10-17)
FTA: 2, Alabama State (11-10-17)
Rebounds: 3, Green Bay (11-20-17)
Assists:
Blocks: 6, Florida A&M (11-18-20)
Steals:
Minutes: 14, Florida A&M (11-18-20)

Career Highs

Points: 16, TAMU (1-14-17)
FGM: 5, 2x, last vs Alabama (1-28-17)
FGA: 7, TAMU (1-14-17)
3FGM:
3FGA:
FTM: 8, Tennessee (2-4-17)
FTA: 14, Tennessee (2-4-17)
Rebounds: 15, Tennessee (2-4-17)
Assists: 2, UTEP (11-20-16)
Blocks: 6, Florida A&M (11-18-20)
Steals: 1, 2x, last vs Auburn (2-7-17)
Minutes: 32, Tennessee (2-4-17)

2017-18 Game-By-Game

Opponent	MIN	FG	Pct.	3FG	Pct.	FT	Pct.	O-D-R	PF	A	TO	B	S	PTS
N10 Alabama State	13	2-5	.400	0-0	.000	1-2	.500	2-0-2	4	0	3	0	0	5
N18 Florida A&M	14	0-1	.000	0-0	.000	0-0	.000	0-1-1	0	0	3	6	0	0
N20 Green Bay	6	1-1	1.000	0-0	.000	0-1	.000	0-3-3	2	0	0	0	0	0
N22 Stephen F. Austin	6	0-0	.000	0-0	.000	0-0	.000	0-2-2	0	0	0	0	0	0
N26 Jacksonville State														
N30 North Dakota State														
D3 Dayton														
D9 North Georgia														
D12 Cincinnati														
D16 UT Martin														
D20 Little Rock														
D23 Southern Miss														
D30 North Florida														
J2 Arkansas														
J6 Ole Miss														
J10 Florida														
J13 Auburn														
J16 Vanderbilt														
J20 Alabama														
J23 Kentucky														
J27 Missouri														
J31 South Carolina														
F3 Georgia														
F6 Alabama														
F10 Missouri														
F14 Vanderbilt														
F17 Ole Miss														
F20 Texas A&M														
F24 South Carolina														
F27 Tennessee														
M3 LSU														

Herard's Notes . . .

-Came off the bench and had 5 points against Alabama State in season opener.

-Career-high 6 blockes shots against Florida A&M.

CAREER STATS FOR SCHNIDER HERARD

Year	GP-GS	Min/Avg	FG-FGA	Pct	3FM-3GA	Pct	FT-FTA	Pct	Rebs	PF-D	Ast	TO	Blk	Stl	Pts/Avg
2016-17	32-19	595/18.6	56-102	.549	0-0	.000	51-103	.495	159-5.0	68-1	7	48	8	3	163/5.1
2017-18	4-0	39/9.8	3-7	.429	0-0	.000	1-3	.333	8-2.0	6-0	0	6	6	0	7/1.8
Totals	36-19	634/17.6	59-109	.541	0-0	.000	52-106	.491	167-4.6	74-1	7	54	14	3	170/4.7

35 ARIC HOLMAN



Junior | Forward

6-10 | 225

Owensboro, KY

Owensboro HS

Season Highs

Points: 18, Alabama State (11-10-17)
FGM: 6, Alabama State (11-10-17)
FGA: 11, Alabama State (11-10-17)
3FGM: 2, Alabama State (11-10-17)
3FGA: 4, Alabama State (11-10-17)
FTM: 4, Alabama State (11-10-17)
FTA: 5, Alabama State (11-10-17)
Rebounds: 11, Alabama State (11-10-17)
Assists: 3, Stephen F. Austin (11-22-17)
Blocks: 3, Stephen F. Austin (11-22-17)
Steals: 1, twice, last vs. Florida A&M (11-18-17)
Minutes: 24, Stephen F. Austin (11-22-17))

Career Highs

Points: 18, twice, last vs. Ala. St. (11-10-17)
FGM: 8, UTEP (11-20-16)
FGA: 13, Boise State (11-18-16)
3FGM: 1, twice, last vs. Norfolk St. (11-17-16)
3FGA: 4, Boise State (11-18-16)
FTM: 7, LSU (1-7-17)
FTA: 9, LSU (1-7-17)
Rebounds: 11, 3x, last vs. Alabama State (11-10-17)
Assists: 4, Arkansas (2-9-16)
Blocks: 5, twice, last vs. NWST (11-28-16)
Steals: 2, 3x, last vs. Oregon State (12-1-16)
Minutes: 33, TAMU (1-14-17)

2017-18 Game-By-Game

Opponent	MIN	FG	Pct.	3FG	Pct.	FT	Pct.	O-D-R	PF	A	TO	B	S	PTS
N10 Alabama State	21	6-11	.545	2-4	.500	4-5	.800	3-8-11	1	0	1	0	1	18
N18 Florida A&M	*	18	2-2	1.000	1-1	1.000	0-0	.000	2-4-6	1	0	2	2	5
N20 Green Bay	*	23	5-7	.714	1-2	.500	2-3	.667	1-4-5	3	1	1	0	13
N22 Stephen F. Austin	*	24	3-3	1.000	1-1	1.000	3-3	1.000	1-6-7	3	2	3	3	10
N26 Jacksonville State														
N30 North Dakota State														
D3 Dayton														
D9 North Georgia														
D12 Cincinnati														
D16 UT Martin														
D20 Little Rock														
D23 Southern Miss														
D30 North Florida														
J2 Arkansas														
J6 Ole Miss														
J10 Florida														
J13 Auburn														
J16 Vanderbilt														
J20 Alabama														
J23 Kentucky														
J27 Missouri														
J31 South Carolina														
F3 Georgia														
F6 Alabama														
F10 Missouri														
F14 Vanderbilt														
F17 Ole Miss														
F20 Texas A&M														
F24 South Carolina														
F27 Tennessee														
M3 LSU														

Holman's Notes . . .

-In season opener against Alabama, tied career highs with 18 points and 11 rebounds.

-Now has three double-doubles for his career.

-Scored in double-digits three times.

-Season-high 3 blocks vs. Stephen F. Austin and is now 4 show from cracking the Top 10 at MSU.

CAREER STATS FOR ARIC HOLMAN

Year	GP-GS	Min/Avg	FG-FGA	Pct	3FM-3GA	Pct	FT-FTA	Pct	Rebs	PF-D	Ast	TO	Blk	Stl	Pts/Avg
2015-16	21-3	194/9.2	18-44	.409	2-13	.154	1-6	.167	39-1.9	37-2	8	16	14	2	39/1.9
2016-17	32-26	747/23.3	104-210	.495	12-49	.245	49-75	.653	193-6.0	79-4	20	54	64	21	269/8.4
2017-18	4-3	86/21.5	16-23	.696	5-8	.625	9-11	.818	29-7.3	8-0	3	7	5	2	46/11.5
Totals	57-32	1027/18.0	138-277	.498	19-70	.271	59-92	.641	261-4.6	124-6	31	77	83	25	354/6.2

45 E.J. DATCHER



Sophomore | Center

6-10 | 240

Hapersville, AL

Vincent HS

Season Highs

Points: 11, Alabama State (11-10-17)
FGM: 2, 3x, last vs. Stephen F. Austin (11-22-17)
FGA: 4, twice, last vs. SFAustin (11-22-17)
3FGM:
3FGA:
FTM: 9, Alabama State (11-10-17)
FTA: 9, Alabama State (11-10-17)
Rebounds: 6, Green Bay (11-20-20)
Assists: 2, Florida A&M (11-18-20)
Blocks: 3, Green Bay (11-20-17)
Steals:
Minutes: 19, Green Bay (11-20-17)

Career Highs

Points: 11, Alabama State (11-10-17)
FGM: 2, 4x, last vs. SF Austin (11-22-17)
FGA: 4, 3x, last vs. SF Austin (11-22-17)
3FGM:
3FGA:
FTM: 9, Alabama State (11-10-17)
FTA: 9, Alabama State (11-10-17)
Rebounds: 7, Norfolk State, (11-11-16)
Assists: 2, Florida A&M (11-18-20)
Blocks: 3, 3x, last vs Green Bay (11-20-17)
Steals: 2, Kentucky (1-17-17)
Minutes: 19, Green Bay (11-20-17)

2017-18 Game-By-Game

Opponent	MIN	FG	Pct.	3FG	Pct.	FT	Pct.	O-D-R	PF	A	TO	B	S	PTS
N10 Alabama State *	15	1-4	.250	0-0	.000	9-9	1.000	1-3-4	5	0	1	0	0	11
N18 Florida A&M	13	2-3	.667	0-0	.000	3-3	1.000	0-3-3	1	2	0	0	0	7
N20 Green Bay	19	2-2	1.000	0-0	.000	0-0	.000	0-6-6	1	0	1	3	0	4
N22 Stephen F. Austin	22	2-4	.500	0-0	.000	2-4	.500	2-1-3	4	0	0	0	0	6
N26 Jacksonville State														
N30 North Dakota State														
D3 Dayton														
D9 North Georgia														
D12 Cincinnati														
D16 UT Martin														
D20 Little Rock														
D23 Southern Miss														
D30 North Florida														
J2 Arkansas														
J6 Ole Miss														
J10 Florida														
J13 Auburn														
J16 Vanderbilt														
J20 Alabama														
J23 Kentucky														
J27 Missouri														
J31 South Carolina														
F3 Georgia														
F6 Alabama														
F10 Missouri														
F14 Vanderbilt														
F17 Ole Miss														
F20 Texas A&M														
F24 South Carolina														
F27 Tennessee														
M3 LSU														

Datcher's Notes . . .

-Earned his first-career start against Alabama State and responded with a career-high 11 points.

-Career-high 3 blocks against Green Bay.

-String of 14-straight made FTs ended against Stephen F. Austin.

CAREER STATS FOR E.J. DATCHER

Year	GP-GS	Min/Avg	FG-FGA	Pct	3FM-3GA	Pct	FT-FTA	Pct	Rebs	PF-D	Ast	TO	Blk	Stl	Pts/Avg
2016-17	31-0	228/7.4	13-32	.406	0-0	.000	5-9	.556	47-1.5	59-1	1	9	18	6	31/1.0
2017-18	4-1	69/17.3	7-13	.538	0-0	.000	14-16	.875	16-4.0	11-1	2	2	3	0	28/7.0
Totals	35-1	297/8.5	20-45	.444	0-0	.000	19-25	.760	63-1.8	70-2	3	11	21	6	59/1.7

Exhibition — Oct. 22, 2017

Nebraska 78
Mississippi State 63

Humphrey Coliseum • Starkville, MS

Nebraska

Player	FG	3FG	FT	RB	PF	PT	A	Min
Copeland	f 2-10	0-6	0-0	7	3	4	0	26
Tshimanga	c 5-8	0-0	1-1	6	3	11	1	16
Watson	g 4-10	2-6	1-2	2	2	11	5	32
Taylor	g 3-5	1-2	2-3	3	3	9	3	28
Palmer	g 5-6	2-3	5-6	1	1	17	0	23
Okeke	2-2	0-0	0-0	3	4	4	0	11
McVeigh	2-6	2-5	2-2	3	1	8	2	20
Allen	0-1	0-0	0-0	0	0	0	0	5
Gill	2-5	1-2	1-1	0	1	6	3	14
Borchardt	2-3	0-0	0-0	2	1	4	0	9
TOTALS	28-62	8-27	12-15	37	22	76	16	200

Mississippi State

Player	FG	3FG	FT	RB	PF	PT	A	Min
Holman	f 2-5	0-1	1-1	1	0	5	0	17
Herard	c 2-3	0-0	0-2	5	1	4	0	16
Peters	g 2-10	0-3	4-8	3	3	8	4	22
Stapleton	g 2-8	0-2	3-4	5	1	7	2	24
Q. W'spoon	g 4-13	0-3	1-2	5	2	9	1	25
N. W'spoon	0-2	0-0	2-3	4	4	2	2	19
Wright	4-5	0-1	2-2	4	1	10	2	25
Feazell	5-5	0-0	0-0	2	1	10	0	15
Carter	1-5	1-3	2-2	0	1	5	3	18
Datcher	6-8	0-0	0-0	6	4	12	0	19
TOTALS	28-64	1-13	15-24	38	18	72	14	200

Halftime: UN 48, MSU 32. FG%: 43.8%, UN 45.2%, 3FG%: MSU 7.7%, UN 29.6%, FT%: MSU 62.5%, UN 80.0%. Turnovers: MSU 11 (Feazell 3), UN 16 (Roby 5). Blocked Shots: MSU 8 (Herard 3), UN 5 (Five with 1). Steals: MSU 7 (Q. Weatherspoon 3), UN 3 (Three with 1). Officials: Patrick Evans, Hunter Allen, Erroll Lewis. Attendance: 2,900.

Exhibition — Nov. 2, 2017

Mississippi State 87
West Florida 62

Humphrey Coliseum • Starkville, MS

West Florida

Player	FG	3FG	FT	RB	PF	PT	A	Min
Tidwell	f 2-7	0-1	3-6	6	3	7	1	25
Tucker	f 1-4	0-0	0-0	6	5	2	0	11
Cox	g 3-7	0-3	0-0	3	3	6	0	29
Deng	g 5-15	0-1	1-3	4	1	11	1	30
Thorpe	g 9-13	2-2	1-4	2	1	21	1	39
Jackson	1-7	1-5	2-4	3	2	5	0	21
Carter Jr.	0-0	0-0	1-2	0	1	1	0	5
Henderson	1-3	0-0	0-0	3	0	2	0	9
Flanagan	1-1	0-0	0-1	1	0	2	0	4
Ventoniemi	2-9	0-0	1-3	2	3	5	0	27
TOTALS	28-62	8-27	12-15	37	22	76	16	200

Mississippi State

Player	FG	3FG	FT	RB	PF	PT	A	Min
Herard	c 0-0	0-0	2-2	4	5	2	0	12
Peters	g 4-10	3-7	0-0	2	2	11	6	24
Stapleton	g 4-5	1-2	1-1	2	3	10	0	20
Q. W'spoon	g 5-10	0-1	5-8	8	0	15	1	26
Carter	g 3-11	1-9	1-2	4	0	8	2	28
Wright	2-6	0-2	2-2	7	1	6	2	24
N. W'spoon	6-8	1-2	1-1	2	0	14	3	18
Storm	0-1	0-0	0-0	1	0	0	0	3
Clayton	0-1	0-1	0-0	1	0	0	0	2
Davis	0-0	0-0	0-0	1	0	0	0	2
T.J. Gray	0-0	0-0	0-0	0	0	0	0	2
Feazell	0-1	0-0	0-0	1	5	0	0	8
Holman	8-9	0-0	0-0	6	3	16	1	17
Datcher	2-4	0-0	1-1	7	5	5	0	16
TOTALS	34-66	6-24	13-17	47	24	87	15	200

Halftime: MSU 44, UWF 31. FG%: 51.5%, UWF 37.9%, 3FG%: MSU 25.0%, UWF 25.0%, FT%: MSU 76.5%, UWF 39.1%. Turnovers: MSU 19 (Datcher 4), UWF 16 (Tidwell, Thorpe 3). Blocked Shots: MSU 7 (Holman 3), UWF 0. Steals: MSU 8 (Q. Weatherspoon 4), UWF 5 (Jackson 2). Officials: Sean Casey, Nate Green, Ken Washington. Attendance: 1,711.

Game 1 — Nov. 10, 2016

Mississippi State
Alabama State

Humphrey Coliseum • Starkville, MS

Alabama State

Player	FG	3FG	FT	RB	PF	PT	A	Min
Jones	f 7-11	0-0	2-2	6	2	16	0	33
Johnson	c 2-4	0-0	3-6	6	3	7	0	20
Davis	g 1-7	1-5	0-0	2	0	3	2	24
Ewuosho	g 3-6	1-2	1-2	5	3	8	2	23
Rogers	g 0-3	0-2	0-0	1	4	0	0	7
Johnson	0-3	0-1	0-0	1	0	0	0	3
Ross	6-11	5-8	0-1	2	2	17	1	24
Gee	1-5	0-2	1-2	1	4	3	0	16
Deneus	3-5	0-0	3-5	7	1	9	1	14
Pichardo	0-1	0-0	0-0	1	1	0	0	5
Wright	0-0	0-1	1-3	4	3	1	0	5
LeFlare	2-8	0-5	0-1	3	2	4	2	20
Rogers	0-2	0-0	0-0	0	1	0	0	6
TOTALS	25-67	7-26	11-22	41	26	68	8	200

Mississippi State

Player	FG	3FG	FT	RB	PF	PT	A	Min
Stapleton	f 0-0	0-0	0-0	1	0	0	0	5
Datcher	c 1-4	0-0	9-9	4	5	11	0	15
N. W'spoon	g 3-8	1-1	4-4	3	0	11	3	25
Peters	g 2-8	0-5	3-4	4	1	7	7	29
Q. W'spoon	g 8-9	0-1	1-3	8	3	17	1	22
Wright	5-8	1-3	1-2	6	3	12	2	28
Storm	0-2	0-0	0-0	3	1	0	0	4
Clayton	0-0	0-0	0-0	0	0	0	0	2
Davis	0-1	0-1	1-2	0	0	1	1	2
Singleton	1-2	1-2	0-0	1	0	3	0	5
Gray	0-0	0-0	0-0	0	1	0	0	2
Carter	3-6	2-3	3-4	1	0	11	2	27
Herar	2-5	0-0	1-2	2	4	5	0	13
Holman	6-11	2-4	4-5	11	1	18	0	21
TOTALS	31-64	7-20	27-35	47	19	96	16	200

Halftime: MSU 58, ASU 31. FG%: 56.3%, ASU 32.3%, 3FG%: MSU 50.0%, ASU 33.3%, FT%: MSU 76.2%, ASU 50.0%. Turnovers: MSU 14 (Peters 4), ASU 17 (Ewuosho 4). Blocked Shots: MSU 4 (Peters 2), ASU 1 (B. Johnson). Steals: MSU 7 (Q. W'spoon, Stapleton 2), ASU 6 (Ewuosho 2). Officials: Terry Moore, Don Daily, Ken Washington. Attendance: 6,811.

Game 2 — Nov. 18, 2017

Mississippi State 79
Florida A&M 48

Humphrey Coliseum • Starkville, MS

Florida A&M

Player	FG	3FG	FT	RB	PF	PT	A	Min
Williams	f 5-20	0-2	4-6	8	3	14	0	35
Martin	c 3-6	0-0	1-2	5	1	7	0	33
Mayer	g 0-1	0-1	0-0	2	1	0	2	21
Myles	g 0-2	0-0	0-0	2	1	0	0	4
Barham	g 5-15	3-9	2-2	5	1	15	0	34
Severado	0-2	0-0	0-0	5	1	0	1	19
Reaves	2-5	1-3	0-0	1	2	5	2	16
Bowman	0-1	0-1	0-0	1	0	0	1	5
Core	2-4	1-1	0-0	3	0	5	0	12
Harrell	1-5	0-0	0-2	4	0	2	0	13
Ravenel	0-3	0-2	0-0	2	1	0	0	8
TOTALS	18-64	5-19	7-12	42	11	48	6	200

Mississippi State

Player	FG	3FG	FT	RB	PF	PT	A	Min
Ado	f 6-7	0-0	0-0	8	1	12	0	23
Holman	f 2-2	1-1	0-0	6	1	5	0	18
N. W'spoon	g 5-10	1-3	1-3	5	1	12	5	32
Peters	g 5-12	1-7	1-1	1	3	12	5	23
Q. W'spoon	g 5-9	1-4	1-2	6	1	12	4	31
Storm	0-0	0-0	0-0	1	0	0	0	3
Clayton	0-0	0-0	0-0	0	0	0	0	2
Davis	0-2	0-1	0-0	0	1	0	0	3
Singleton	2-3	0-1	0-0	0	0	4	1	5
Gray	1-1	1-1	0-0	0	1	3	0	3
Feazell	1-2	0-1	0-0	5	1	2	0	7
Carter	4-10	2-5	0-0	0	0	10	2	23
Herard	0-1	0-0	0-0	1	0	0	0	14
Datcher	2-3	0-0	3-3	3	1	7	2	13
TOTALS	33-62	7-24	6-9	38	11	79	19	200

Halftime: MSU 28, FAMU 17. FG%: 53.2%, FAMU 28.1%, 3FG%: MSU 29.2%, FAMU 26.3%, FT%: MSU 66.7%, FAMU 58.3%. Turnovers: MSU 17 (Q. W'spoon 4), FAMU 24 (Williams 7). Blocked Shots: MSU 13 (Ado 3), FAMU 2 (Martin 2). Steals: MSU 9 (Peters 4), FAMU 4 (Four players with 1). Officials: Anthony Jordan, Jason Baker, Erroll Lewis. Attendance: 6,132.

Game 3 — Nov. 20, 2017

Mississippi State 77
Green Bay 68

Humphrey Coliseum • Starkville, MS

Green Bay

Player	FG	3FG	FT	RB	PF	PT	A	Min
Jespersion	f 2-6	1-4	0-0	5	4	5	2	25
Small	g 3-6	1-2	8-10	7	3	15	1	34
Bell	g 2-6	1-2	0-0	2	0	5	0	12
Hankerson	g 4-6	0-1	2-2	4	3	10	1	25
Crist	g 0-4	0-3	0-0	5	3	0	5	20
Parham	4-9	3-5	4-6	2	1	15	1	22
Pipes	0-4	0-1	0-0	2	1	0	2	15
Bains	0-0	0-0	0-2	1	0	0	0	6
Patterson	3-6	0-0	3-4	3	3	9	0	21
Chevallier	3-7	3-6	0-0	3	1	9	0	20
TOTALS	21-54	9-24	17-24	36	19	68	12	200

Mississippi State

Player	FG	3FG	FT	RB	PF	PT	A	Min
Ado	f 4-8	0-0	4-5	11	4	12	1	24
Holman	f 5-7	1-2	2-3	5	3	13	1	23
N. W'spoon	g 3-7	1-3	3-4	5	3	10	4	28
Peters	g 6-15	1-7	5-6	0	0	18	2	29
Q. W'spoon	g 1-8	0-5	0-0	3	2	2	4	28
Wright	4-6	0-2	0-0	4	2	8	1	17
Feazell	1-3	0-0	0-0	1	1	2	0	7
Carter	2-6	0-4	2-2	0	1	6	0	19
Herard	1-1	0-0	0-1	3	2	2	0	6
Datcher	2-2	0-0	0-0	6	1	4	0	19
TOTALS	29-63	3-23	16-21	39	19	77	13	200

Halftime: MSU 40, GB 32. FG%: MSU 46.0%, GB 38.9%, 3FG%: MSU 13.0%, GB 37.5%, FT%: MSU 76.2%, GB 70.8%. Turnovers: MSU 14 (N. W'spoon, Peters 3), GB 19 (Small 4). Blocked Shots: MSU 6 (Datcher 3), GB 0. Steals: MSU 6 (Peters 3), GB 5 (Five players with 1). Officials: Karl Hess, Jeffery Clark, Rob Rorke. Attendance: 6,359.

Game 4 — Nov. 22, 2017

Mississippi State 80

2017-18 Mississippi State Basketball
Mississippi State Combined Team Statistics (as of Nov 22, 2017)
All games

Overall record: 4-0 Conf: 0-0 Home: 4-0 Away: 0-0 Neutral: 0-0

#	Player	gp-gs	min	avg	Total		3-Point		F-Throw		Rebounds				pf	dq	a	to	blk	stl	pts	avg
					fg-fga	fg%	3fg-fga	3fg%	ft-fa	ft%	off	def	tot	avg								
23	Tyson Carter	4-1	101	25.3	18-36	.500	5-18	.278	11-13	.846	2	5	7	1.8	3	0	7	7	0	3	52	13.0
11	Q Weatherspoon	4-4	115	28.8	18-34	.529	2-14	.143	13-19	.684	2	22	24	6.0	9	0	15	10	2	6	51	12.8
01	Lamar Peters	3-3	81	27.0	13-35	.371	2-19	.105	9-11	.818	0	5	5	1.7	4	0	14	8	3	8	37	12.3
00	Nick Weatherspoon	4-4	122	30.5	15-34	.441	6-13	.462	12-16	.750	0	13	13	3.3	6	0	15	6	2	2	48	12.0
35	Aric Holman	4-3	86	21.5	16-23	.696	5-8	.625	9-11	.818	7	22	29	7.3	8	0	3	7	5	2	46	11.5
24	Abdul Ado	3-3	75	25.0	12-17	.706	0-0	.000	4-7	.571	9	13	22	7.3	5	0	1	11	10	3	28	9.3
45	E.J. Datcher	4-1	69	17.3	7-13	.538	0-0	.000	14-16	.875	3	13	16	4.0	11	1	2	2	3	0	28	7.0
02	Eli Wright	3-0	62	20.7	9-17	.529	1-6	.167	1-2	.500	7	5	12	4.0	6	0	3	3	2	0	20	6.7
13	Nick Singleton	2-0	10	5.0	3-5	.600	1-3	.333	0-0	.000	0	1	1	0.5	0	0	1	0	0	0	7	3.5
22	KeyShawn Feazell	2-0	14	7.0	2-5	.400	0-1	.000	0-0	.000	1	5	6	3.0	2	0	0	2	0	0	4	2.0
34	Schnider Herard	4-0	39	9.8	3-7	.429	0-0	.000	1-3	.333	2	6	8	2.0	6	0	0	6	6	0	7	1.8
15	T.J. Gray	2-0	5	2.5	1-1	1.000	1-1	1.000	0-0	.000	0	0	0	0.0	2	0	0	1	0	0	3	1.5
12	Drew Davis	2-0	5	2.5	0-3	.000	0-2	.000	1-2	.500	0	0	0	0.0	1	0	1	0	0	0	1	0.5
10	Tate Clayton	2-0	4	2.0	0-0	.000	0-0	.000	0-0	.000	0	0	0	0.0	0	0	0	0	0	0	0	0.0
05	Mitchell Storm	2-0	7	3.5	0-2	.000	0-0	.000	0-0	.000	1	3	4	2.0	1	0	0	0	0	0	0	0.0
03	Xavian Stapleton	1-1	5	5.0	0-0	.000	0-0	.000	0-0	.000	0	1	1	1.0	0	0	0	0	0	2	0	0.0
Team											2	8	10					1				
Total.....		4	800		117-232	.504	23-85	.271	75-100	.750	36	122	158	39.5	64	1	62	64	33	26	332	83.0
Opponents.....		4	800		89-252	.353	30-96	.313	51-76	.671	56	94	150	37.5	83	-	33	72	5	23	259	64.8

TEAM STATISTICS	MS	OPP	Date	Opponent	Score	Att.
SCORING	332	259	11-10-17	ALABAMA STATE	w 96-68	6811
Points per game	83.0	64.8	11-18-17	FLORIDA A&M	w 79-48	6132
Scoring margin	+18.3	-	11-20-17	GREEN BAY	w 77-68	6359
FIELD GOALS-ATT	117-232	89-252	11-22-17	STEPHEN F. AUSTIN	w 80-75	7687
Field goal pct	.504	.353	* - Conference game			
3 POINT FG-ATT	23-85	30-96				
3-point FG pct	.271	.313				
3-pt FG made per game	5.8	7.5				
FREE THROWS-ATT	75-100	51-76				
Free throw pct	.750	.671				
F-Throws made per game	18.8	12.8				
REBOUNDS	158	150				
Rebounds per game	39.5	37.5				
Rebounding margin	+2.0	-				
ASSISTS	62	33				
Assists per game	15.5	8.3				
TURNOVERS	64	72				
Turnovers per game	16.0	18.0				
Turnover margin	+2.0	-				
Assist/turnover ratio	1.0	0.5				
STEALS	26	23				
Steals per game	6.5	5.8				
BLOCKS	33	5				
Blocks per game	8.3	1.3				
ATTENDANCE	26989	0				
Home games-Avg/Game	4-6747	0-0				
Neutral site-Avg/Game	-	0-0				

Score by Periods	1st	2nd	Totals
Mississippi State	158	174	332
Opponents	120	139	259

2017-18 Mississippi State Basketball
Mississippi State Game-by-Game Highs (as of Nov 22, 2017)
All games

Opponent	Date	Score	Points	Rebounds	Assists	Steals	Blocked shots
ALABAMA STATE	11-10-17	96-68	18-Aric Holman	11-Aric Holman	7-Lamar Peters	2-Xavian Stapleton Q Weatherspoon	2-Lamar Peters
FLORIDA A&M	11-18-17	79-48	12-Abdul Ado Nick Weatherspoon Lamar Peters Q Weatherspoon	7-Abdul Ado	5-Nick Weatherspoon Lamar Peters	4-Lamar Peters	6-Schnider Herard
GREEN BAY	11-20-17	77-68	18-Lamar Peters	11-Abdul Ado	4-Q Weatherspoon Nick Weatherspoon	3-Lamar Peters	3-E.J. Datcher
STEPHEN F. AUSTIN	11-22-17	80-75	25-Tyson Carter	7-Aric Holman Q Weatherspoon	6-Q Weatherspoon	2-Q Weatherspoon	5-Abdul Ado

2017-18 Mississippi State Basketball
Mississippi State Points-Rebounds-Assists (as of Nov 22, 2017)
All games

Opponent	Date	Score		00 WEATHERSPO	01 PETERS,LAM	02 WRIGHT,ELI	03 STAPLETON,	05 STORM,MITC	10 CLAYTON,TA	11 WEATHERSPO
ALABAMA STATE	11-10-17	96-68	w	11-3-3	7-4-7	12-6-2	0-1-0	0-3-0	0-0-0	17-8-1
FLORIDA A&M	11-18-17	79-48	w	12-5-5	12-1-5	DNP	DNP	0-1-0	0-0-0	12-6-4
GREEN BAY	11-20-17	77-68	w	10-5-4	18-0-2	8-4-1	DNP	DNP	DNP	2-3-4
STEPHEN F. AUSTIN	11-22-17	80-75	w	15-0-3	DNP	0-2-0	DNP	DNP	DNP	20-7-6

Opponent	Date	Score		12 DAVIS,DREW	13 SINGLETON,	15 GRAY,TJ	22 FEAZELL,KE	23 CARTER,TYS	24 ADO,ABDUL	34 HERARD,SCH
ALABAMA STATE	11-10-17	96-68	w	1-0-1	3-1-0	0-0-0	DNP	11-1-2	DNP	5-2-0
FLORIDA A&M	11-18-17	79-48	w	0-0-0	4-0-1	3-0-0	2-5-0	10-0-2	12-7-0	0-1-0
GREEN BAY	11-20-17	77-68	w	DNP	DNP	DNP	2-1-0	6-0-0	12-11-1	2-3-0
STEPHEN F. AUSTIN	11-22-17	80-75	w	DNP	DNP	DNP	DNP	25-6-3	4-4-0	0-2-0












Opponent	Date	Score		35 HOLMAN,ARI	45 DATCHER,EJ
ALABAMA STATE	11-10-17	96-68	w	18-11-0	11-4-0
FLORIDA A&M	11-18-17	79-48	w	5-6-0	7-3-2
GREEN BAY	11-20-17	77-68	w	13-5-1	4-6-0
STEPHEN F. AUSTIN	11-22-17	80-75	w	10-7-2	6-3-0

2017-18 Mississippi State Basketball
Mississippi State Team Game-by-Game Comparison (as of Nov 22, 2017)
All games

Opponent	1st	2nd	Score	Mar	Total FG	FG Pct	3-Pointers	3FG Pct	Free Throws	FT Pct	Rebounds	Assist	T/Over	Block	Steal	Fouls
ALABAMA STATE	58/31	38/37	96-68	+28	31-64/25-67	.484/.373	7-20/7-26	.350/.269	27-35/11-22	.771/.500	47/41 +6	16/8	14/17	4/1	7/6	19/26
FLORIDA A&M	28/17	51/31	79-48	+31	33-62/18-64	.532/.281	7-24/5-19	.292/.263	6-9/7-12	.667/.583	37/42 (5)	19/6	17/24	13/2	9/4	11/11
GREEN BAY	40/32	37/36	77-68	+9	29-63/21-54	.460/.389	3-23/9-24	.130/.375	16-21/17-24	.762/.708	39/36 +3	13/12	14/19	6/0	6/5	19/19
STEPHEN F. AUSTIN	32/40	48/35	80-75	+5	24-43/25-67	.558/.373	6-18/9-27	.333/.333	26-35/16-18	.743/.889	35/31 +4	14/7	19/12	10/2	4/8	15/27

Note: Game totals are displayed in the format TEAM/OPPONENT for each category

2017-18 MISSISSIPPI STATE PLAYER BREAKDOWN

0		Nick Weatherspoon Fr G 6-2 195 Canton, MS	Notes: Made collegiate debut and started against Alabama State and totaled 11 points and 3 assists. 12 points, 5 assists vs. Florida A&M. 15 points, vs. SFA. Has scored in double-digits all four games.
		<u>MIN</u> <u>PTS</u> <u>RBS</u> <u>AST</u> <u>FG%</u> <u>3FG%</u> <u>FT%</u> 30.5 12.0 3.3 3.8 .441 .462 .750	
1		Lamar Peters So G 6-0 185 New Orleans, LA	Notes: Had 7 points against Alabama State and tied career high with 7 assists and 2 blocks. 12 points, 5 assists vs. Florida A&M. Season-high 18 points vs. Green Bay. Has 14 assists. Suspended for SFA game.
		<u>MIN</u> <u>PTS</u> <u>RBS</u> <u>AST</u> <u>FG%</u> <u>3FG%</u> <u>FT%</u> 27.0 12.3 1.7 4.7 .371 .105 .818	
2		Eli Wright So G 6-4 190 Owensboro, KY	Notes: Had a career-high 12 points against Alabama State on 5-8 shooting. Suspended for Florida A&M game. 8 points, 4 rebounds vs. Green Bay.
		<u>MIN</u> <u>PTS</u> <u>RBS</u> <u>STL</u> <u>FG%</u> <u>3FG%</u> <u>FT%</u> 20.7 6.7 4.0 0.0 .529 .167 .500	
3		Xavian Stapleton Jr G 6-6 210 Flora, MS	Notes: Due to a left knee sprain, played just 5 minutes against Alabama State. Missed the last three games.
		<u>MIN</u> <u>PTS</u> <u>RBS</u> <u>STL</u> <u>FG%</u> <u>3FG%</u> <u>FT%</u> 5.0 0.0 1.0 2.0 .000 .000 .000	
11		Quinndary Weatherspoon Jr G 6-4 205 Canton, MS	Notes: Totaled 17 points on 8-9 shooting vs. Alabama State. Had just 14 total points (2 vs. Green Bay) in last two games but has 8 assists, 9 (6 vs. FAMU) rebounds and 2 steals. Season-high 20 points vs. SFA and was 11-14 at the foul line.
		<u>MIN</u> <u>PTS</u> <u>RBS</u> <u>AST</u> <u>FG%</u> <u>3FG%</u> <u>FT%</u> 28.8 12.8 6.0 3.8 .529 .143 .684	
22		KeyShawn Feazell Fr F 6-8 230 New Hebron, MS	Notes: Due to a foot injury, did not play against Alabama State. Made collegiate debut against Florida A&M and had 2 points and 5 rebounds. Had 2 points, 1 rebound vs. Green Bay.
		<u>MIN</u> <u>PTS</u> <u>RBS</u> <u>BLK</u> <u>FG%</u> <u>3FG%</u> <u>FT%</u> 7.0 2.0 3.0 --- .400 .000 ---	
23		Tyson Carter So G 6-4 165 Starkville, MS	Notes: Totaled 11 points vs. Alabama State. 10 points vs. Florida A&M. 6 vs. Green Bay. Career-high 25 points vs. SFA, along with 6 rebounds and 3 assists.
		<u>MIN</u> <u>PTS</u> <u>RBS</u> <u>AST</u> <u>FG%</u> <u>3FG%</u> <u>FT%</u> 25.3 13.0 1.8 1.8 .500 .278 .846	
24		Abdul Ado Fr F 6-11 250 Lagos, Nigeria	Notes: Due to a quad injury, did not play against Alabama State. Started the last three games. In collegiate debut, had 12 points, 7 rebounds and 3 blocked shots vs. Florida A&M. 12 points, 11 rebounds vs. Green Bay for first double-double. 4 points, 4 rebounds vs. SFA.
		<u>MIN</u> <u>PTS</u> <u>RBS</u> <u>BLK</u> <u>FG%</u> <u>3FG%</u> <u>FT%</u> 25.0 9.3 7.3 2.5 .706 --- .571	
34		Schnider Herard So C 6-10 260 Port-Au-Prince, Haiti	Notes: Had 5 points in season open against Alabama State. Career-high 6 blocks vs. Florida A&M.
		<u>MIN</u> <u>PTS</u> <u>RBS</u> <u>BLK</u> <u>FG%</u> <u>3FG%</u> <u>FT%</u> 9.8 2.0 2.0 1.5 .429 --- .333	
35		Aric Holman Jr F 6-10 225 Owensboro, KY	Notes: Had a double-double (3rd career) against Alabama State and tied career highs in points (18) and rebounds (11). 5 points, 6 rebounds and 2 blocks vs. Florida A&M. 13 points, 5 boards vs. Green Bay. 10 points, 7 rebounds, 3 blocks vs. SFA.
		<u>MIN</u> <u>PTS</u> <u>RBS</u> <u>BLK</u> <u>FG%</u> <u>3FG%</u> <u>FT%</u> 21.5 11.5 7.3 1.3 .696 .625 .818	
45		E.J. Datcher So C 6-10 240 Harpersville, AL	Notes: Had a career-high 11 points and earned first-career start against Alabama State and was 9-9 at the foul line. Has made 12-straight free throws. Season-high 6 rebounds vs. Green Bay. 6 points, 3 boards vs. SFA.
		<u>MIN</u> <u>PTS</u> <u>RBS</u> <u>BLK</u> <u>FG%</u> <u>3FG%</u> <u>FT%</u> 17.3 7.0 4.0 0.8 .538 --- .875	