

MISSISSIPPI STATE BULLDOGS



Gregg Ellis, Media Relations Contact • 662.325.3595 (O) or 662.322.0145 (C)

gellis@athletics.msstate.edu • www.msstateathletics.com

P.O. Box 5308, Mississippi State, MS 39762

2009-10 MISSISSIPPI STATE SCHEDULE

<u>Date</u>	<u>Opponent</u>	<u>Score/Time</u>
N 13	Rider	L 88-74
N 19	Southeastern Louisiana	W 82-67
N 21	Bethune-Cookman	W 67-51
N 24	Texas-Pan American	W 75-50
N 27	@vs. Richmond (FCS)	5 p.m.
N 28	@vs. Old Dominion/Missouri	TBA
D 5	St. Bonaventure	1 p.m.
D 10	# vs. DePaul (ESPN2)	5:30 p.m.
D 12	%vs. UCLA (Fox Sports)	3:30 p.m.
D 16	Wright State (ESPN2)	6 p.m.
D 19	at Houston (CSS)	1 p.m.
D 22	Centenary (at Jackson)	7 p.m.
D 28	Mississippi Valley State	7 p.m.
D 31	at San Diego	6 p.m.
J 4	at Western Kentucky (CSS)	8 p.m.
J 9	at Ole Miss (SEC Network)	12:30 p.m.
J 14	Arkansas (ESPNU)	6 p.m.
J 16	Georgia (ESPN or ESPN2)	2 p.m.
J 23	at Alabama (CBS)	11 a.m.
J 28	at Arkansas (ESPN or ESPN2)	8 p.m.
J 30	LSU (SEC Network)	12:30 p.m.
F 3	at Vanderbilt (SEC Network)	7 p.m.
F 6	at Florida (SEC Network)	12:30 p.m.
F 11	Ole Miss (ESPN or ESPN2)	8 p.m.
F 13	Auburn (FSN)	6 p.m.
F 16	Kentucky (ESPN)	8 p.m.
F 20	at LSU (SEC Network)	3 p.m.
F 24	Alabama (CSS)	8 p.m.
F 27	at South Carolina (ESPN)	5 p.m.
M 3	at Auburn (SEC Network)	7 p.m.
M 6	Tennessee (ESPN)	5 p.m.
M 11-14	SEC Tournament (Nashville)	TBA

@ - South Padre Island Invitational

- SEC/Big East Challenge (Tampa, FL)

% - John R. Wooden Classic (Anaheim, CA)

COACHING FACTS

MISSISSIPPI STATE

Coach: Rick Stansbury

Record at MSU: 234-129, 12th year

Overall Record: Same

RICHMOND

Coach: Chris Mooney

Record at Richmond: 61-71, 5th year

Career Record: 103-110, 8th season

MISSISSIPPI STATE (3-1) VS. RICHMOND (4-1)

Friday, Nov. 27, 2009 • 5 p.m. CT

South Padre Island Convention Center - 2,000

TV: Fox College Sports (broadband)

Series Record: MSU leads, 2-1

Last Meeting: MSU, 74-72 (12-20-01)

XM Radio: Channel 199

Officials: Bill Gracey, Larry Spaulding, Brent Dugas



TODAY'S PROJECTED STARTING LINEUP

MISSISSIPPI STATE

3 G Dee Bost, So., 6-2, 170
2 G Ravern Johnson, Jr., 6-7, 175
22 G Barry Stewart, Sr., 6-3, 170
25 G Phil Turner, Jr., 6-3, 170
32 F Jarvis Varnado, Sr., 6-9, 230

Top Reserves: F Romero Osby,
G Riley Benock

RICHMOND

5 G David Gonzalvez, Sr., 6-4, 205
14 G Kevin Anderson, Jr., 6-0, 175
32 F Justin Harper, Jr., 6-10, 225
44 F Ryan Butler, Sr., 6-7, 210
41 C Dan Geriot, Jr., 6-9, 255

Top Reserves: F Josh Duinker,
F Francis Martel

MISSISSIPPI STATE LOOKING FOR 18TH TITLE

Mississippi State enters the South Padre Island Invitational sporting an all-time record of 82-70 in regular-season tournament play. The Bulldogs have also won 17 titles, the last coming at the 2000 Bank One Fiesta Bowl Classic.

Last year, MSU participated in the Legends Classic in Newark, N.J., and lost to Washington State (63-52) and Texas Tech (77-73).

Friday also marks the second time the Bulldogs and Spiders have met in tournament play. In the 2001 Las Vegas Classic, Mississippi State claimed a thrilling 74-72 win.

A LOOK AHEAD TO MISSOURI/OLD DOMINION

On Saturday, the Bulldogs will play either Missouri or Old Dominion in the finals or consolation outing. MSU has battled Missouri three times, with the Tigers holding a 2-1 advantage. The two last met on Dec. 30, 2007, in Starkville, with MSU claiming an 87-75 victory.

Mississippi State and the Monarchs have split their four games, with MSU winning the last time out, 62-57 in Norfolk, Va., on Dec. 18, 1997. They've met twice in tournament play, with ODU staking an 82-78 win in the 1976 Old Dominion Classic and a 72-71 OT victory at the 1996 Puerto Rico Holiday Classic in San Juan.

VARNADO'S COUNTDOWN TO HISTORY

Following his eight-block performance against Texas-Pan American on Tuesday night, senior forward **Jarvis Varnado** now has a nation-best 27 for the year and 421 for his career.

As a result, the Brownsville, Tenn., native is now just 114 shy of tying the NCAA mark of 535 held by former Louisiana-Monroe standout Wojciech Mydra (1998-2002).

Varnado, who has led the nation the past two years in this category, is currently 16th all-time, one behind Duke's Shelden Williams.

To get the record by the end of the regular season, Varnado needs to average 4.2 blocks in the next 27 games.

MSU BY THE NUMBER

16 — In the last two years, MSU has held opponents to 59 points or less 16 times and is a perfect 16-0 in those outings.

Statistical Comparison

2009-10 Stats	MSU	UR
2009-10 Record	3-1	4-1
Conference Record	0-0	0-0
Scoring	74.5	75.8
Scoring Defense	64.0	58.2
Scoring Margin	+15.5	+17.6
Field Goal Pct.	45.6	45.6
Opp.FG Pct.	38.4	36.8
3-Point FG Pct.	39.4	27.5
Opp. 3-Point FG Pct.	42.0	35.6
Free Throw Pct.	68.2	71.9
Opp. FT Pct.	70.7	66.7
Rebounding Average	41.5	39.4
Opp. Rebounding Avg.	33.2	34.6
Rebound Margin	+8.3	+4.8
Assists	12.3	16.0
Turnovers	13.5	13.0
Turnover Margin	-2.7	+6.8
Steals	6.8	10.8
Blocked Shots	10.5	5.5

Statistical Leaders**Scoring**

MSU	PPG	UR	PPG
Varnado	16.0	Anderson	19.8
Johnson	12.0	Gonzalez	12.2

Rebounding

MSU	RPG	UR	RPG
Varnado	12.0	Geriot	8.0
Turner	6.8	Harper	5.6

Assists

MSU	APG	UR	APG
Bost	4.3	Gonzalez	3.6
Stewart	2.0	Anderson	3.0

Blocks

MSU	BPG	UR	BPG
Varnado	6.8	Garrett	1.6
Osby/Turner	0.8	Two tied	0.8

Steals

MSU	SPG	UR	SPG
Turner	1.8	Anderson	2.6
Bost	1.5	Two tied	2.0

Field Goal Percentage (20 minimum)

MSU	FG%	UR	FG%
Varnado	68.6	Anderson	56.5
Johnson	45.2	Harper	48.8

3-Point FG Percentage (10 minimum)

MSU	3FG%	UR	3FG%
Bost	47.4	Gonzalez	33.3
Turner	46.2	Butler	31.3

Free Throw Percentage (8 minimum)

MSU	FT%	UR	FT%
Bost	77.8	Brothers	100.0
Stewart	70.0	Harper	80.0

MSTATE 15-8 AGAINST ATLANTIC-10 FOES

Entering Friday's showdown against Richmond, the Bulldogs are 15-8 against the 14 teams that currently comprise the Atlantic-10 Conference.

The only league foes MSU hasn't faced are Duquense, La Salle, Temple, Massachusetts and Fordham.

Last year, the Bulldogs played against two Atlantic-10 members, beating St. Bonaventure 76-71 and losing to Charlotte 70-64.

The most common team out of the Atlantic-10 MSU has faced is Xavier. The Bulldogs are 4-1 against the Musketeers, and the two last met on Dec. 18, 2004, when MSU claimed an 80-74 win in Cincinnati.

On Dec. 5, MSU plays another Atlantic-10 foe, St. Bonaventure.

MSU against the Atlantic-10 (MSU leads, 15-8)

Opponent	Record Against	Opponent	Record Against
Charlotte	3-1	St. Bonaventure	1-0
Dayton	1-0	St. Joseph's	1-3
George Washington	2-1	St. Louis	0-1
Rhode Island	1-0	Xavier	4-1
Richmond	2-1		

MSU ENJOYS MORE NON-CONFERENCE SUCCESS

Including last year's 10-6 ledger against non-conference foes coupled with this year's 3-1 mark, MSU has compiled a dominant 124-40 (.756) record against non-conference opponents during the **Rick Stansbury** era (since 1998-99), including a 116-31 (.789) regular-season mark versus non-league foes.

MISSISSIPPI STATE'S RECORD WHEN . . .

During the **Rick Stansbury** era, the Bulldogs are: 185-27 when leading at halftime (3-0 this year); 164-32 (2-0) when shooting 45 percent or better from the field; 193-61 (3-0) when the opposition shoots less than 45 percent from the field; 187-68 (3-0) when out-rebounding or tying opponents; and 142-25 (2-0) when holding opponents to 65 points or less.

NOVEMBER DOMINANCE UNDER STANSBURY

Including last year's 5-2 mark coupled with this year's 3-1 record, the Bulldogs are 44-15 (.746) in the month of November since **Rick Stansbury** was named head coach.

Dating back to the 1986-87 season when Richard Williams was overseeing the program, Mississippi State owns a composite ledger of 67-18 (.788) in November.

DEFENSE STARTING TO GET QUITE STINGY

After Rider torched the Bulldogs in the season opener by hitting 50.8 percent (30 of 59) of its shots overall, including a sizzling 62.5 percent (10 of 16) from 3-point range, MSU's defense has rebounded nicely.

In the last three games against Southeastern Louisiana, Bethune-Cookman and Texas-Pan American, the Bulldogs have limited their opponents to 34.4 percent (63 of 183) shooting overall and 35.8 percent (19 of 53) accuracy beyond the arc, while giving up an average of 56 points.

MOVING ON UP THE SCORING CHARTS

After scoring 20-plus points in back-to-back games to open the year, including a 22-point effort against Rider, and 12 against Texas-Pan American, **Jarvis Varnado** is now 29 points shy of becoming the 31st MSU player to score 1,000 or more for a career as he now has 971.

Also moving up the record book is senior guard **Barry Stewart**. With his 12 points against the Broncs, he now has 1,220 for his career, the 18th most in school history and 11 behind Erick Dampier for the 17th most.

MISSISSIPPI STATE BY THE NUMBERS

GAME-BY-GAME SPECIALTY STATS (MSU First)

<u>Opponent</u>	<u>Bench</u>	<u>Paint</u>	<u>Off TO</u>	<u>2nd Chance</u>	<u>Fast Break</u>
Rider	12/13	30/36	3/20	8/13	4/8
SE Louisiana	12/22	30/28	16/10	17/4	4/2
Bethune-Cookman	18/26	32/22	19/17	11/2	4/2
UT-Pan Am	22/20	36/20	9/9	14/8	2/4
Richmond					
Missouri					

St. Bonaventure
DePaul
UCLA
Wright State
Houston
Centenary

MVSU
San Diego
Western Kentucky
Ole Miss
Arkansas
Georgia

Alabama
Arkansas
LSU
Vanderbilt
Florida
Ole Miss

Auburn
Kentucky
LSU
Alabama
South Carolina
Auburn
Tennessee

SEC Tournament
NCAA Tournament

GAME-BY-GAME LEAD/DEFICIT

<u>Opponent</u>	<u>Largest Lead</u>	<u>Largest Deficit</u>	<u>Final Score</u>
Rider	11-2, 11:57 (1st)	82-69, 1:54 (2nd)	L, 88-74
SE Louisiana	79-61, 1:19 (2nd)	Never trailed	W, 82-67
Bethune-Cookman	67-45, 1:29 (2ND)	16-15, 8:37 (1ST)	W, 67-51
UT-Pan Am	75-50, 0:21 (2nd)	Never trailed	W, 75-50
Richmond			
Missouri			

St. Bonaventure
DePaul
UCLA
Wright State
Houston
Centenary

MVSU
San Diego
Western Kentucky
Ole Miss
Arkansas
Georgia

Alabama
Arkansas
LSU
Vanderbilt
Florida
Ole Miss

Auburn
Kentucky
LSU
Alabama
South Carolina
Auburn
Tennessee

SEC Tournament
NCAA Tournament

2009-10 Bulldog Bites

AS THE MEN DO, SO DO THE WOMEN

●While the Mississippi State men led the SEC and was second in the nation in blocked shots (7.5) per outing last year, the Lady Bulldogs (6.2) finished tops in the SEC and fifth nationally. Jarvis Varnado leads the nation with 165 and Lady Bulldog standout Chanel Mokango was ninth with 97. MSU was the only BCS school where the men and the women led their conference in blocked shots.

MAKING THE 3S OFF THE COURT

●In the spring, MSU not only excelled on the court, it put up impressive numbers in the classroom, too. The 16 players on the roster posted an overall GPA of 2.68, the second-highest average in two years. Seven players finished with a GPA of 3.0 or better, while two had a 4.0.

OVERCOMING MAJOR DEFICITS

●Three times last year, MSU has rallied from double-digit deficits – Arkansas (15) and South Carolina twice (10 both times) . The most a Rick Stansbury-coached team has battled back from is 20 (Kentucky, 1-5-02).

ALL-TIME WINNINGEST SEC COACHES

1. Adolph Rupp, UK	875
2. Dale Brown, LSU	448
T3. C.M Newton, Bama/Vandy.....	340
T3. Harry Rabenhorst, LSU	340
4. Billy Donovan, UF	313
T5. Tubby Smith, UG/UK	308
17. Rick Stansbury, MSU.....	234
20. Mark Gottfried, Bama.....	212
26. Kevin Stallings, Vandy	190
T29. Babe McCarthy, MSU	169
T29. Emmett Lowery, UT	160
31. Bonnie Graham, UM	144

ALL-TIME SEC DIVISIONAL TITLES

1. Tubby Smith, UK.....	7
T2. Rick Stansbury, MSU.....	4
T2. Billy Donovan, UF.....	4
T2. Nolan Richardson, AR	4
T2. Rick Pitino, UK.....	4

MISSISSIPPI STATE BY THE NUMBERS

MSU'S 2008-09 RECORD WHEN . . .

Leads at Halftime	3-0
Trails at Halftime	0-1
Is Tied at Halftime	0-0
Shoots 45% or better from the field	2-0
Shoots less than 45% from the field	1-1
Opp. shoots less than 45% from the field	3-0
Opp. shoots 45% or better from the field	0-1
Outrebounds (or ties) the opponent	3-0
Outrebounded by the opponent	0-1
Fewer (or ties) TOs than opponent	1-0
More TOs than opponent	2-1
Holds opponents to 65 points or less	2-0
In games decided by 10 points or less	0-0

MSU'S 2008-09 RECORD IN . . .

All Games	3-1
Home Games	3-1
Road Games	0-0
Neutral-sites	0-0
Non-SEC Games	2-1
Non-SEC Home Games	1-1
Non-SEC Road Games	0-0
Non-SEC Neutral-site Games	0-0
SEC Games	0-0
SEC Home Games	0-0
SEC Road Games	0-0
SEC Tournament	0-0
Games vs. SEC Western Division	0-0
Games vs. SEC Eastern Division	0-0
November Games	3-1
December Games	0-0
January Games	0-0
February Games	0-0
March Games	0-0
Monday Games	0-0
Tuesday Games	1-0
Wednesday Games	0-0
Thursday Games	1-0
Friday Games	0-1
Saturday Games	1-0
Sunday Games	0-0
Overtime Games	0-0
Television Games	0-0
Games vs. Ranked Opponents	0-0

MISC. 2008-09 TEAM STATS

Largest Lead Surrendered in Loss:

9, vs. Rider (11-13-09)

Largest Deficit Overcome in Win:

1, vs. Bethune Cookman (11-21-09)

Largest Lead at Anytime:

25, vs. Texas-Pan American (11-21-09)

Largest Deficit Anytime:

14, vs. Rider (11-13-09)

MISCELLANEOUS MSU INDIVIDUAL STATISTICS

Games Scoring in Double Figures: Varnado 4, Johnson 4, Bost 4, Stewart 3, Turner
 Games Scoring 20-plus Points: Varnado 2
 Games Rebounding in Double Figures: Varnado 3, Turner
 Games With Double Figures in Assists:
 Games With Double-Doubles: Varnado 3, Turner
 Games As Team's High Scorer (or co-leader): Varnado 3, Bost 2, Stewart, Johnson
 Games As Team's High Rebounder (or co-leader): Varnado 3, Turner
 Games As Team's Leader in Assists (or co-leader): Bost 3, Stewart
 Games As Team's Leader in Steals (or co-leader): Bost 2, Turner 3, Varnado, Johnson, Benock
 Games As Team's Leader in Turnovers (or co-leader): Bost 2, Varnado, Turner, Johnson

MSU'S RECORD BY STARTING LINEUP

Bost, Stewart, Johnson, Varnado, Augustus	0-1
Bost, Stewart, Johnson, Varnado, Turner	3-0

GAME-BY-GAME STARTERS

Opponent	Date	Guard	Guard	Guard	Forward	Forward	Record
Rider	11/13/09	Bost	Stewart	Johnson	Augustus	Varnado	0-1
SE Louisiana	11/19/09	Bost	Stewart	Johnson	Turner	Varnado	1-1
Bethune-Cookman	11/21/09	Bost	Stewart	Johnson	Turner	Varnado	2-1
UT-Pan Am	11/24/09	Bost	Stewart	Johnson	Turner	Varnado	3-1
Richmond	11/27/09						
Missouri	11/28/09						
St. Bonaventure	12/05/09						
DePaul	12/10/10						
UCLA	12/12/09						
Wright State	12/16/09						
Houston	12/19/09						
Centenary	12/22/09						
MVSU	12/28/09						
San Diego	12/31/09						
Western Kentucky	1/04/10						
Ole Miss	1/09/10						
Arkansas	1/14/10						
Georgia	1/16/10						
Alabama	1/23/10						
Arkansas	1/28/10						
LSU	1/30/10						
Vanderbilt	2/03/10						
Florida	2/06/10						
Ole Miss	2/11/10						
Auburn	2/13/10						
Kentucky	2/16/10						
LSU	2/20/10						
Alabama	2/24/10						
South Carolina	2/27/10						
Auburn	3/03/10						
Tennessee	3/06/10						

SEC Tournament
 NCAA Tournament

Win-Loss Differential

Diff.	1	2	3	4	5	6	7	8	9	10	11	12	13	14	15	16	17	18	19	20	21	22	23	24	25+
Won															1	1									1
Lost																									

2009-10 MISSISSIPPI STATE ROSTER

National Polls

(Nov. 20, 2009)

Associated Press

1. Kansas
2. Michigan State
3. Texas
4. Villanova
5. Kentucky
6. Purdue
7. Duke
8. West Virginia
9. Tennessee
10. Syracuse
11. North Carolina
12. Butler
13. Connecticut
14. Washington
15. Michigan
16. Louisville
17. Ohio State
18. Georgetown
19. Clemson
20. Illinois
21. Maryland
22. Minnesota
23. Notre Dame
24. Vanderbilt
25. Oklahoma

USA Today/ESPN

1. Kansas
2. Michigan State
3. Texas
4. Villanova
5. Kentucky
6. Purdue
7. Duke
8. West Virginia
9. Syracuse
10. Butler
11. Tennessee
12. North Carolina
13. Connecticut
14. Washington
15. Michigan
16. Michigan
16. Louisville
18. Ohio State
19. Clemson
19. Georgetown
21. Illinois
22. Maryland
23. California
24. Vanderbilt
25. Georgia Tech

No.	Name	Pos.	Ht.	Wt.	Yr.	Exp.	Hometown (Prev School)
1	Renardo Sidney	F	6-10	270	Fr.	HS	Jackson, MS (Fairfax [CA])
2	Ravern Johnson	G	6-7	175	Jr.	2L	Lyon, MS (Coahoma County HS)
3	Dee Bost	G	6-2	170	So.	1L	Concord, NC (Hargrave Military Academy)
4	Twany Beckham*	G	6-5	190	So.	1L	Louisville, KY (New Hampton [NH] School)
5	Romero Osby	F	6-8	230	So.	1L	Meridian, MS (Northeast Lauderdale HS)
10	Shaun Smith	G	6-6	195	Fr.	HS	Brooksville, MS (Noxubee County HS)
12	Charles Parker	G	5-10	154	Fr.	HS	McKinney, TX (McKinney HS)
15	Riley Benock	G	6-4	180	Jr.	2L	Battletown, KY (Meade County HS)
20	Taylor Luczak	F	6-8	220	So.	1L	Glens Falls, NY (Glen Falls HS)
21	Baxter Price	G	5-9	145	Fr.	HS	Brandon, MS (Northwest Rankin HS)
22	Barry Stewart	G	6-3	170	Sr.	3L	Shelbyville, TN (Shelbyville Central HS)
24	Kodi Augustus	F	6-8	220	Jr.	2L	Baton Rouge, LA (Maine Central Institute)
25	Phil Turner	G	6-3	170	Jr.	2L	Grenada, MS (Grenada HS)
30	Wendell Lewis	C	6-8	240	Fr.	HS	Selma, AL (Selma HS)
32	Jarvis Varnado	F	6-9	230	Sr.	3L	Brownsville, TN (Haywood HS)
33	Brandon Bolen	G	6-3	195	Jr.	2L	Madison, MS (Madison-Ridgeland Academy)
45	Elgin Bailey	F	6-8	265	Jr.	2L	New Orleans, LA (Belaire HS)
50	John Riek	F	7-1	242	Fr.	HS	Khartoum, Sudan (IMG Academy [FL])

* Is redshirted this year due having season-ending hip surgery to remove bone spurs.

COACHING STAFF

Head Coach: Rick Stansbury**Assistant Coach:** Robert Kirby**Assistant Coach:** Phil Cunningham**Assistant Coach:** Marcus Grant**Director of Operations:** Talvis Franklin

COACHING STAFF

Athletic Trainer: Scott Johnson**Strength & Conditioning:** Richard Akins**Basketball Media Relations Director:** Gregg Ellis

PRONUNCIATION GUIDE

Kodi Augustus: CO-dee**Twany Beckham:** TWAH-nee**Riley Benock:** BEE-knock**Ravern Johnson:** RAY-vern**Wendell Lewis:** WIN-dell**Taylor Luczak:** LOU-sack**Romero Osby:** Ro-mare-oh OZ-bee**John Riek:** REEK**Jarvis Varnado:** Vur-NAR-doe

AN INSIDE LOOK AT THE 2009-10 BULLDOGS

SQUAD BREAKDOWN
BY CLASS

Seniors (2):

Barry Stewart, Jarvis Varnado

Juniors (6)

Kodi Augustus, Elgin Bailey,
Riley Benock, Brandon Bolen,
Ravern Johnson, Phil Turner

Sophomores (4)

Twany Beckham, Dee Bost,
Taylor Luczak, Romero Osby

Freshman (6)

Wendell Lewis, Charles Parker,
Baxter Price, John Riek,
Renardo Sidney, Shaun Smith

BIRTHDAYS

Barry Stewart (Feb. 4, 1988)
Jarvis Varnado (March 1, 1988)
Brandon Bolen (March 21, 1988)

Romero Osby (May 7, 1990)
Riley Benock (June 7, 1989)
Charles Parker (June 30, 1990)
Ravern Johnson (July 21, 1988)
Wendell Lewis (Sept. 21, 1989)
Dee Bost (Oct. 12, 1989)
Taylor Luczak (Oct. 15, 1988)
Elgin Bailey (Oct. 20, 1987)
Phil Turner (Oct. 27, 1987)
John Riek (Nov. 1, 1989)
Kodi Augustus (Nov. 2, 1987)
Baxter Price (Nov. 4, 1990)
Twany Beckham (Nov. 14, 1988)
Shaun Smith (Nov. 19, 1990)
Renardo Sidney (Dec. 6, 1989)
Rick Stansbury (Dec. 23, 1959)

SQUAD BREAKDOWN BY
STATE

Mississippi (7)

Brandon Bolen, Ravern Johnson,

Romero Osby, Baxter Price,
Renardo Sidney, Shaun Smith
Phil Turner

Tennessee (2)

Barry Stewart, Jarvis Varnado

Kentucky (2)

Twany Beckham, Riley Benock

Louisiana (2)

Kodi Augustus, Elgin Bailey

Alabama (1)

Wendell Lewis

North Carolina (1)

Dee Bost

New York (1)

Taylor Luczak

Texas (1)

Charles Parker

GENERAL INFORMATION

Location: _____ Starkville, Mississippi
 Founded: _____ February 28, 1878
 Enrollment: _____ 18,601
 Conference: _____ SEC (Western Division)
 Nickname: _____ Bulldogs
 Colors: _____ Maroon (PMS 202) & White
 Arena: _____ Humphrey Coliseum (10,500)
 President: _____ Dr. Mark E. Keenum
 Director of Athletics: _____ Greg Byrne
 Faculty Representative: _____ Dr. Steven C. Turner

BASKETBALL HISTORY

First Year of Basketball: _____ 1908-09
 Number of Seasons: _____ 98th
 All-Time Record: _____ 1,251-1,045
 All-Time SEC Record: _____ 525-675
 Total Number of Head Coaches: _____ 18
 Humphrey Coliseum Record: _____ 343-132
 20-Win Seasons: _____ 14
 NCAA Tournament Appearances: _____ 10
 NCAA Tournament Record: _____ 11-10
 NCAA Tournament Final Fours: _____ 1
 (1996, lost to Syracuse 77-69 in semis)
 NIT Appearances: _____ 6
 NIT Record: _____ 6-6
 NIT Final Fours: _____ 1
 (2007, lost 63-62 to West Virginia in semis)
 SEC Championships: _____ 6
 (2004, 1991, 1963, 1962, 1961, 1959)
 SEC Tournament Championships: _____ 3
 (2009, 2002 and 1996)
 SEC Tournament Record: _____ 25-46
 SEC Western Division Titles: _____ 6
 (2008, 2007, 2004, 2003, 1996, 1995)

BASKETBALL STAFF

Head Coach: _____ Rick Stansbury
 Alma Mater, Year: _____ Campbellsville, 1982
 Record at MSU/Years: _____ 234-129/12
 Career Record/Years: _____ 234-129/12
 Phone: _____ 662-325-3800
 Assistant Coach: _____ Robert Kirby
 Assistant Coach: _____ Phil Cunningham
 Assistant Coach: _____ Marcus Grant
 Director of Operations: _____ Talvis Franklin
 Video Coordinator: _____ Bennie Ashford
 Strength Coach: _____ Richard Akins
 Athletic Trainer: _____ Scotty Johnson
 Administrative Asst.: _____ Suzanne Cook
 Media Relations Contact: _____ Gregg Ellis
 Office Phone: _____ 662-325-3595
 Cell Phone: _____ 662-322-0145
 Fax: _____ 662-325-3654
 Email: _____ gellis@athletics.msstate.edu

TEAM INFORMATION

2008-09 Overall Record _____ 23-13
 2008-09 SEC Record _____ 9-7
 SEC Finish: _____ 3rd (Western Division)
 National Ranking: _____ n/a
 Starters Returning/Lost: _____ 5/0
 Letterwinners Returning/Lost: _____ 12/4
 Newcomers: _____ 6
 Roster (Sr./Jr./So./Fr.): _____ (2/6/4/6)

MSU KNOWS HOW TO WIN GAMES AT 'THE HUMP'

Over the course of the last decade, Mississippi State's Humphrey Coliseum has become a difficult venue for opposing teams. Since the 2006-07 season, the Bulldogs have posted a 42-12 mark for an .778 winning percentage. With a 13-5 mark last year, the Bulldogs have reached twin-digit home wins during each of coach Rick Stansbury's first 11 seasons at the MSU helm.

Mississippi State is now 138-34 (.802) overall at Humphrey Coliseum under Stansbury's direction, including a 65-23 (.739) SEC mark and a 73-11 (.869) record against non-conference opponents.

The Bulldogs have compiled a 35-season composite record of 344-132 (.723) at "The Hump" since Mississippi State's basketball facility opened prior to the 1975-76 campaign.

TRACKING MSU' HOME SUCCESS UNDER RICK STANSBURY

Season	Overall		SEC		Non-SEC	
	Record	Win %	Record	Win %	Record	Win %
1998-99	12-2	.857	6-2	.750	6-0	1.000
1999-00	10-4	.714	4-4	.500	6-0	1.000
2000-01	13-4	.765	6-2	.750	7-2	.778
2001-02	13-1	.929	7-1	.875	6-0	1.000
2002-03	12-2	.857	7-1	.875	5-1	.833
2003-04	12-2	.857	6-2	.750	6-0	1.000
2004-05	11-2	.846	6-2	.750	5-0	1.000
2005-06	11-5	.688	5-3	.625	6-2	.750
2006-07	16-3	.842	6-2	.750	10-1	.909
2007-08	12-3	.800	7-1	.875	5-2	.714
2008-09	13-5	.722	5-3	.667	8-2	.750
2009-10	3-1	.000	--	---	3-1	.000
11-Year Totals	138-34	.802	65-23	.739	73-11	.869

STANSBURY TEAMS IN THESEC TOURNAMENT

SEC TOURNAMENT FINAL APPEARANCES SINCE 1998-99

Kentucky	5
Arkansas	4
Florida	4
MISSISSIPPI STATE	3
Alabama	1
Arkansas	1
Auburn	1
Georgia	1
Ole Miss	1
Tennessee	1

SEC TOURNAMENT SEMIFINAL APPEARANCES SINCE 1998-99

MISSISSIPPI STATE	6
Kentucky	6
LSU	6
Arkansas	5
Florida	5
Auburn	4
South Carolina	4
Alabama	2
Ole Miss	2
Tennessee	2
Vanderbilt	1
Georgia	1

TOP SEC TOURNAMENT RECORDS SINCE 1998-99

Kentucky	18-7
Florida	16-8
MISSISSIPPI STATE	14-9
Arkansas	13-10
South Carolina	11-11
LSU	10-11
Alabama	8-11
Georgia	6-9
Auburn	6-11
Vanderbilt	6-11
Tennessee	6-11
Ole Miss	6-11

THE LAST TIME . . .

THE LAST TIME AN MSU PLAYER ...

Scored 30 or more points in a game:

31, Jarvis Varnado vs. LSU (2-11-09)

Scored 34 or more points in a game:

34, Charles Rhodes vs. Oregon (3-21-08)

Scored 35 or more points in a game:

36, Jeff Malone at Ole Miss (2-19-83)

Scored 37 or more points in a game:

39, Jeff Malone vs. Alabama (1-31-83)

Scored 40 or more points in a game:

40, Rickey Brown vs. Auburn (3-7-77)

Scored 20+ points in back-to-back games:

Jarvis Varnado (22 vs. Rider 11-13-09 and 20 vs. Southeastern Louisiana on 11-19-09).

Scored 20+ points in three-consecutive games:

Jarvis Varnado (21 vs. South Alabama; 23 vs. Cincinnati; 24 vs. Nicholls, 2008-09)

Scored 20+ points in five-consecutive games:

Jeff Malone, 1982-83 (11 consecutive)

Scored 30+ points in back-to-back games:

Jeff Malone (36 at Ole Miss & 30 vs. Georgia, 1982-83)

Scored 30+ points in three-consecutive games:

Jeff Malone (33 at LSU; 36 at Ole Miss & 30 vs. Georgia, 1982-83)

Made 10 or more field goals in a game:

10, Jarvis Varnado vs. LSU (2-11-09)

Made 11 or more field goals in a game:

11, Charles Rhodes vs. Auburn (2-27-08)

Made 12 or more field goals in a game:

12, Charles Rhodes vs. Ole Miss (1-26-08)

Made 13 or more field goals in a game:

13, Horatio Webster vs. SW Missouri St. (11-23-97)

Made 14 or more field goals in a game:

14, Cameron Burns at Georgia (1-17-90)

Made 15 or more field goals in a game:

16, Raymond Brown vs. Florida (3-2-85)

Attempted 20 or more field goals in a game:

20, Dietric Slater at Georgia (2-24-07)

Attempted 21 or more field goals in a game:

22, Timmy Bowers at Alabama (3-6-04)

Attempted 23 or more field goals in a game:

24, Horatio Webster vs. UT Martin (12-20-97)

Attempted 25 or more field goals in a game:

25, Chuck Evans at Alabama (3-6-93)

Attempted 26 or more field goals in a game:

26, Tony Watts at Ole Miss (2-22-92)

Attempted 27 or more field goals in a game:

28, Jeff Malone vs. Vanderbilt (1-8-83)

Made six or more 3-pointers in a game:

6, Dee Bost vs. Arkansas (2-7-09)

Made seven or more 3-pointers in a game:

7, Reginald Delk at Arkansas (3-1-06)

Made eight or more 3-pointers in a game:

8, Winsome Frazier vs. UMKC (11-23-04)

Attempted 11 or more 3-pointers in a game:

11, Barry Stewart at Alabama (2-21-09)

Attempted 12 or more 3-pointers in a game:

12, Jamall Edmonson vs. Kentucky (2-1-06)

Attempted 13 or more 3-pointers in a game:

15, Winsome Frazier vs. UMKC (11-23-04)

Attempted 16 or more 3-pointers in a game:

17, Darryl Wilson vs. Alabama (3-4-95)

Made 14 or more free throws in a game:

14, Charles Rhodes vs. Oregon (3-21-08)

Made 15 or more free throws in a game:

18, Rich Knarr vs. Auburn (2-19-73)

Attempted 18 or more free throws in a game:

18, Charles Rhodes vs. Oregon (3-21-08)

Attempted 19 or more free throws in a game:

19, Carl Nichols vs. SE La. (12-1-88)

Had 16 or more rebounds in a game:

16, Jarvis Varnado vs. F. Dickinson (11-22-08)

Had 17 or more rebounds in a game:

17, Jarvis Varnado at LSU (1-9-08)

Had 18 or more rebounds in a game:

21, Wesley Morgan vs. SE La. (11-28-05)

Had 22 or more rebounds in a game:

23, Rickey Brown vs. Vanderbilt (12-6-79)

Had 24 or more rebounds in a game:

24, Wiley Peck vs. Alabama (1-27-79)

Had 10 or more offensive rebounds in a game:

10, Wesley Morgan vs. SE La. (11-28-05)

Had 10 or more defensive rebounds in a game:

11, Jarvis Varnado vs. Texas-PA (11-24-09)

Had 12 or more defensive rebounds in a game:

12, Jarvis Varnado vs. Rider (11-13-09)

Had 10 or more assists in a game:

10, Dee Bost vs. Alabama (1-14-09)

Had 11 or more assists in a game:

14, Gary Ervin vs. Florida A&M (12-20-04)

Had 15 or more assists in a game:

16, Chuck Evans at UMKC (2-23-93)

Had 10 or more turnovers in a game:

10, Charles Rhodes vs. Nicholls (11-11-06)

Had five or more blocks in a game:

5, Jarvis Varnado vs. Washington (3-19-09)

Had seven or more blocks in a game:

7, Jarvis Varnado vs. Rider (11-13-09)

Had eight or more blocks in a game:

8, Jarvis Varnado vs. Texas-PA (11-24-09)

Had nine or more blocks in a game:

9, Jarvis Varnado vs. La. Monroe (11-17-08)

Had 10 or more blocks in a game:

10, Jarvis Varnado vs. Kentucky (1-15-08)

Had 10+ blocks in two consecutive games:

Jarvis Varnado (10 vs. Georgia & 10 vs. Kentucky, 2007-08)

Had five or more steals in a game:

5, Barry Stewart vs. Alabama (3-14-08)

Had six or more steals in a game:

6, Phil Turner vs. South Carolina (2-18-09)

LAST TIME AN MSU TEAM...

Scored 100 or more points:

102 vs. North Alabama (11-19-08)

Scored 100 or more points in an SEC game:

105 vs. Auburn (3-2-04)

Allowed 100 or more points:

115 at Arkansas (2-20-93)

Was held to 52 points or less:

52 vs. Washington St. (11-28-08)

Was held to 51 points or less:

49 vs. Southern Illinois (11-23-07)

Was held to 48 points or less:

36 vs. George Washington (12-8-96)

Held opponent to 60 points or less:

60 vs. Georgia SECT (3-12-09)

Held opponent to 57 points or less:

57 vs. LSU SECT (3-14-09)

Held opponent to 51 points or less:

50 vs. Texas-Pan American (11-24-09)

Held opponent to 48 points or less:

39 at LSU (1-9-08)

Shot 50 percent or better from the field:

.526 [30-57] vs. Texas-Pan Am (11-24-09)

Shot 55 percent or better from the field:

.576 [34-59] vs. North Alabama (11-19-08)

Shot 60 percent or better from the field:

.600 [33-55] vs. Auburn (2-27-08)

Shot 65 percent or better from the field:

.660 [35-53] vs. Western Kentucky (1-5-09)

Was held to less than 35 percent from the field:

.339 [20-59] vs. Washington (3-19-09)

Was held to less than 32 percent from the field:

.312 [24-77] vs. LSU (2-11-09)

Held opp. to 35 percent or less from the field:

.346 [18-52] vs. Bethune-Cookman (11-21-09)

Held opp. to 30 percent or less from the field:

.292 [19-65] vs. Texas-Pan Am (11-24-09)

Made 35 or more field goals:

35 vs. Western Kentucky (1-5-09)

Made 40 or more field goals:

40 vs. Auburn (3-2-04)

Attempted 70 or more shots from the field:

72 at Auburn (2-14-09)

Attempted 80 or more shots from the field:

80 at Alabama (2-21-09)

Attempted 40 or fewer shots from the field:

39 vs. Vanderbilt (2-12-05)

Made 10 or more 3-pointers:

10 vs. Southeastern Louisiana (11-19-09)

Made 12 or more 3-pointers:

12 at Alabama (2-21-09)

Made 13 or more 3-pointers:

14 vs. Kentucky (2-3-09)

Made 16 or more 3-pointers:

16 vs. Arkansas (2-7-09)

Did not make a 3-pointer:

[0-11] at Alabama (1-18-05)

Made just one 3-pointer:

vs. Southeastern Louisiana (11-28-05)

Made just two 3-pointers:

at Vanderbilt (1-21-06)

Attempted only 10 3-pointers:

10 vs. Alabama State (12-6-08)

Attempted six 3-pointers or less:

6 at Ole Miss (1-29-03)

Attempted 25 or more 3-pointers:

25 vs. SE Louisiana (11-19-09)

Attempted 26 or more 3-pointers:

26 vs. South Carolina (2-18-09)

Attempted 27 or more 3-pointers:

27 vs. Rider (11-13-09)

Attempted 35 or more 3-pointers:

39 at Alabama (2-21-09)

Made 30 or more free throws:

30 vs. Arkansas (1-15-05)

Made 40 or more free throws:

41 vs. LSU (2-11-09)

Made fewer than five free throws:

4 at Alabama (1-19-08)

Made fewer than four free throws:

1 at Kentucky (1-13-07)

Attempted 35 or more free throws:

35 vs. LSU SECT (3-15-09)

Attempted 40 or more free throws:

41 vs. Charlotte (11-29-06)

Made 50 or more free throws:

52 vs. LSU (2-11-09)

Attempted fewer than 10 free throws:

9 vs. Southern Illinois (11-23-07)

THE LAST TIME (CONTINUED) . . .

Had 50 or more rebounds:

50 vs. South Carolina SECT (3-13-09)

Had 55 or more rebounds:

58 vs. Troy (12-10-05)

Had 59 or more rebounds:

59 vs. Jacksonville St. (12-22-04)

Had 21 or more assists:

22 vs. Auburn (2-27-08)

Had 23 or more assists:

25 at Loyola Marymount (12-19-07)

Had 20 or more turnovers:

20 vs. Washington St. (11-28-08)

Had 21 or more turnovers:

24 vs. St. Bonaventure (11-25-08)

Had 25 or more turnovers:

25 vs. UT Martin (11-17-07)

Had 26 or more turnovers:

31 at Kentucky (1-7-97)

Had fewer than 10 turnovers:

6 vs. LSU SECT (3-14-09)

Had fewer than five turnovers:

4 vs. La. Tech (11-10-07)

Had 10 or more blocked shots:

10 vs. SE Louisiana (11-19-09)

Had 11 or more blocked shots:

11 at Alabama (2-21-09)

Had 12 or more blocked shots:

14 vs. Texas-Pan American (11-24-09)

Had 16 or more blocked shots:

16 vs. Georgia (1-12-08)

Had 10 or more steals:

10 at Alabama (2-21-09)

Had 13 or more steals:

13 at Georgia (1-24-09)

Had 20 or more steals:

20 vs. Nicholls State (11-17-01)

BRYANT BECOMES FIRST MSU SIGNEE OF 2009-10 SIGNING CLASS

Mississippi State men's basketball coach Rick Stansbury has announced his first signee of the 2009-10 class, standout guard Brian Bryant.

The 6-foot-3, 165-pound Albany, Ga., native is currently a sophomore at Northwest Florida State College, where he has guided his team to a 5-0 start and is averaging 20 points, 7.6 rebounds and 5.4 assists, while shooting 41 percent from 3-point territory.

Last year as a freshman, he was limited due to a hand injury.

Prior to enrolling at Northwest Florida, previously known as Okaloosa Walton, Bryant prepped four years at Dougherty High School, where he led his team to two regional titles and four playoff appearances.

As a senior, he averaged 29.6 points, 9.3 rebounds, 3.6 steals and 3.6 assists en route to garnering team MVP honors and earning Albany

Herald Play of the Year honors for the second-straight season.

He was also selected to play in the Georgia North-South All-Star Game.


"He is the complete package of talent, athleticism, character and work ethic," 13th-year Raiders coach Bruce Stewart said. "He is a winner."

Bryant chose MSU over Auburn and Southern Miss.

Bryant is the fifth NWF State College men's player to head to the SEC in the last three seasons, following in the footsteps of Auburn's Tay Waller and Johnnie Lett, Alabama's Charvez Davis and South Carolina's Johndre Jefferson.

He's also the second player MSU signed from Northwest Florida, as he joins forward Branden Vincent, who played for the Bulldogs from 2003-04.

A LOOK AT THE ALL-STAR CANDIDATES

**Jarvis Varnado****F • 6-9 • 230****Brownsville, TN**

- ✓ Is MSU's and the SEC's all-time leading shot blocker with 421.
- ✓ Is 29 points shy of becoming the school's 31st player to reach 1,000.
- ✓ His 775 rebounds rank 7th all-time.
- ✓ Led the nation in blocked shots the past two seasons and is tops now.
- ✓ Is 114 blocks shy of the NCAA career record set by Wojciech Mydra.

Season Highs

- **Points:** 22, Rider (11-13-09)
- **FGM:** 8, Rider (11-13-09)
- **FGA:** 11, Bethune (11-21-09)
- **FTM:** 8, SE Louisiana (11-19-09)
- **FTA:** 10, SE Louisiana (11-19-09)
- **Rebs:** 15, Texas-Pan Am (11-24-09)
- **Blocks:** 8, SE Louisiana (11-19-09)
- **Steals:** 3, SE Louisiana (11-19-09)
- **Minutes:** 36, Rider (11-13-09)
- **Double-Doubles:** 3

Career Highs

- **Points:** 31, LSU (2-11-09)
- **FGM:** 10, 3 times (last: LSU, 2-11-09)
- **FGA:** 18, LSU (1-21-09)
- **FTM:** 11, LSU (1-21-09)
- **FTA:** 13, LSU (1-21-09)
- **Rebs:** 17, LSU (1-21-09)
- **Blocks:** 10, 3 times (last: Kentucky, 1-15-08)
- **Steals:** 4, Georgia (1-24-09)
- **Minutes:** 40, Alabama (3-14-08)
- **Double-Doubles:** 18

**Barry Stewart****G • 6-3 • 170****Shelbyville, TN**


- ✓ Currently ranks 18th all-time in scoring with 1,220 career points.
- ✓ His 10.5 scoring averages ranks fourth on the team.
- ✓ Is second with 8 assists.
- ✓ His 209 made 3-pointers leave him 49 shy of Darry Wilson's 258 record.
- ✓ Has scored in double-digits 27 times the last two years.

Season Highs

- **Points:** 13, SE Louisiana (11-19-09)
- **FGM:** 5, Texas-Pan Am (11-24-09)
- **FGA:** 11, SE Louisiana (11-19-09)
- **3GM:** 2, three times (last: Texas-Pan AM, 11-24-09)
- **3GA:** 7, Rider (11-13-09)
- **FTM:** 4, SE Louisiana (11-19-09)
- **FTA:** 4, SE Louisiana (11-19-09)
- **Rebs:** 3, SE Louisiana (11-19-09)
- **Assists:** 4, Bethune (11-21-09)
- **Steals:** 1, SE Louisiana (11-19-09)
- **Minutes:** 37, Rider (11-13-09)
- **Double-Doubles:** 0

Career Highs

- **Points:** 24, SE Missouri (12-30-07)
- **FGM:** 8, Missouri (12-30-07)
- **FGA:** 19, Alabama (2-21-09)
- **3GM:** 6, Tennessee (2-2-08)
- **3GA:** 11, twice (last: USC, 11-13-09)
- **FTM:** 10, twice (last: LSU 3-14-09)
- **FTA:** 12, LSU (3-14-09)
- **Rebs:** 12, Florida (3-4-09)
- **Assists:** 7, Missouri (12-30-07)
- **Steals:** 5, Alabama (3-14-08)
- **Minutes:** 44, twice (last: LSU, 2-11-09)
- **Double-Doubles:** 2

**Dee Bost****G • 6-2 • 170****Concord, NC**

- ✓ After leading MSU with 156 assists last year, he's tops so far with 17.
- ✓ His 11.8 scoring clip is third on the team.
- ✓ His 47.4 percent 3-point accuracy is tops on the team.
- ✓ Nine made 3s is tied for team most.
- ✓ Has started all 40 games for MSU since his arrival.


Season Highs

- **Points:** 14, Rider (11-13-09)
- **FGM:** 4, Texas-Pan Am (11-24-09)
- **FGA:** 11, Rider (11-13-09)
- **3GM:** 3, Rider (11-13-09)
- **3GA:** 6, twice (last: TPAU, 11-24-09)
- **FTM:** 5, Rider (11-13-09)
- **FTA:** 6, Rider (11-13-09)
- **Rebs:** 6, Texas-Pan Am (11-24-09)
- **Assists:** 7, Rider (11-13-09)
- **Steals:** 2, twice (last: TPAU, 11-24-09)
- **Minutes:** 39, Rider (11-13-09)
- **Double-Doubles:** 0

Career Highs

- **Points:** 25, Arkansas (2-7-09)
- **FGM:** 9, Arkansas (2-7-09)
- **FGA:** 17, LSU (2-11-09)
- **3GM:** 6, Arkansas (2-7-09)
- **3GA:** 8, 5 times (last: Tenn., 2-25-09)
- **FTM:** 10, LSU (2-11-09)
- **FTA:** 12, LSU (2-11-09)
- **Rebs:** 10, South Carolina (3-13-09)
- **Assists:** 10, twice (last: Bama, 1-14-09)
- **Steals:** 4, San Diego (12-30-08)
- **Minutes:** 47, twice (last: Bama, 2-21-09)
- **Double-Doubles:** 2

A LOOK AT THE ALL-STAR CANDIDATES

**Ravern Johnson****G • 6-7 • 175****Lyon, MS**

- ✓ His nine made 3-pointers are tied for the most on the team with Dee Bost.
- ✓ Became the second player in MSU history to make 80-plus 3-pointers in a season by draining 83.
- ✓ Second on team with 12.0 scoring clip.
- ✓ Double-digit scoring in all four games.

Season Highs

- **Points:** 17, SE Louisiana (11-19-09)
- **FGM:** 7, SE Louisiana (11-19-09)
- **FGA:** 13, SE Louisiana (11-19-09)
- **3GM:** 3, SE Louisiana (11-19-09)
- **3GA:** 8, Rider (11-13-09)
- **FTM:** 8, Texas-Pan Am (11-24-09)
- **FTA:** 1, Texas-Pan Am (11-24-09)
- **Rebs:** 3, twice (last: Texas-Pan Am, 11-24-09)
- **Blocks:** 2, Texas-Pan Am (11-24-09)
- **Steals:** 2, Bethune (11-21-09)
- **Minutes:** 31, SE Louisiana (11-19-09)
- **Double-Doubles:** 0

Career Highs

- **Points:** 26, Western Ky (1-5-09)
- **FGM:** 9, Western Ky (1-5-09)
- **FGA:** 17, South Carolina (2-18-09)
- **3GM:** 6, Western Ky (1-5-09)
- **3GA:** 10, four times (last: Georgia 3-12-09)
- **FTM:** 4, four times (last: South Carolina 3-13-09)
- **FTA:** 5, Alabama State (12-6-08)
- **Rebs:** 8, Nicholls (12-22-08)
- **Blocks:** 2, 4 times (last: Texas-Pan Am, 11-24-09)
- **Steals:** 2, three times (last: Bethune 11-21-09)
- **Minutes:** 44, Alabama (2-21-08)
- **Double-Doubles:** 0

**Phil Turner****G • 6-3 • 170****Grenada, MS**


- ✓ Sixth on team in scoring at 8.0
- ✓ Second on team with 17 rebounds.
- ✓ Leads MSU with seven steals.
- ✓ Collected fifth-career double-double against SE Louisiana.
- ✓ His 14 rebounds against SE Louisiana tied his career-high.

Season Highs

- **Points:** 10, SE Louisiana (11-19-09)
- **FGM:** 4, Bethune (11-21-09)
- **FGA:** 12, SE Louisiana (11-19-09)
- **3GM:** 2, twice (last: SE-LA, 11-19-09)
- **3GA:** 6, SE Louisiana (11-19-09)
- **FTM:** 2, SE Louisiana (11-19-09)
- **FTA:** 2, SE Louisiana (11-19-09)
- **Rebs:** 14, SE Louisiana (11-19-09)
- **Assists:** 3, SE Louisiana (11-19-09)
- **Steals:** 3, Texas-Pan Am (11-24-09)
- **Minutes:** 34, SE Louisiana (11-19-09)
- **Double-Doubles:** 1

Career Highs

- **Points:** 18, Kentucky (2-3-09)
- **FGM:** 7, South Carolina (2-18-09)
- **FGA:** 13, Kentucky (2-3-09)
- **3GM:** 4, four times (last: Arkansas 2-7-09)
- **3GA:** 9, twice (last: Auburn, 2-14-09)
- **FTM:** 9, Nicholls (12-22-08)
- **FTA:** 12, Nicholls (12-22-08)
- **Rebs:** 14, twice (last: SE Louisiana 11-19-09)
- **Assists:** 4, four times (last: Alabama 2-21-09)
- **Steals:** 6, South Carolina (2-18-09)
- **Minutes:** 47, Alabama (2-21-09)
- **Double-Doubles:** 5

**Kodi Augustus****F • 6-8 • 220****Baton Rouge, LA**

- ✓ Fifth in scoring with 9.0 average.
- ✓ Suspended for SE Louisiana and Bethune-Cookman games.
- ✓ Has made both 3-point attempts.
- ✓ His 6.5 rebounds are third-best.
- ✓ Tied for second on team with three blocked shots, all coming against Texas Pan-American.

Season Highs

- **Points:** 9, twice (last: TPAU, 11-24-09)
- **FGM:** 4, twice (last: TPAU, 11-24-09)
- **FGA:** 9, Rider (11-13-09)
- **3GM:** 1, twice (last: TPAU, 11-24-09)
- **3GA:** 1, twice (last: TPAU, 11-24-09)
- **FTM:** 0
- **FTA:** 1, Rider (11-13-09)
- **Rebs:** 8, Texas-Pan Am (11-24-09)
- **Assists:** 0
- **Steals:** 0
- **Minutes:** 21, Texas-Pan Am (11-24-09)
- **Double-Doubles:** 0

Career Highs

- **Points:** 19, Georgia (3-12-09)
- **FGM:** 6, twice (last: Georgia 3-12-09)
- **FGA:** 12, Texas Tech (11-29-08)
- **3GM:** 3, Georgia (3-12-09)
- **3GA:** 4, Georgia (3-12-09)
- **FTM:** 5, Washington State (11-28-09)
- **FTA:** 6, Washington State (11-28-09)
- **Rebs:** 9, Texas Tech (11-29-08)
- **Assists:** 2, two times (last: Louisiana-Monroe, 11-17-08)
- **Steals:** 1, seven times (last: Ole Miss 3-07-09)
- **Minutes:** 27, Washington St. (11-28-08)
- **Double-Doubles:** 0

THE REST OF THE TEAM

THE JUNIORS

45 • Elgin Bailey • F/C • 6-8 • 254 • New Orleans, LA

Bailey saw action in 27 games last year before dislocating his ankle against Florida. He still managed to finish second on the team in blocked shots with 26. Bailey finished the year averaging 3.9 points and 2.4 rebounds. He returned to the court against SE Louisiana but did not play against Bethune-Cookman. Scored his first point of the year on a free throw against Texas-Pan American.

15 • Riley Benock • G • 6-4 • 180 • Battletown, KY

Hailing from the same high school as Mississippi State head coach Rick Stansbury, Riley saw action in all 36 games as a reserve. He averaged 2.3 points and 0.9 rebounds per outing. His 16 steals tied for fifth-most on the team. He is returning from foot surgery to repair a stress fracture over the offseason. He has seen limited action in all four games and is averaging 1.8 points and has collected five steals.

THE SOPHOMORES

4 • Twany Beckham • G • 6-5 • 190 • Louisville, KY

Beckham played in the last 32 games of last season and was one of MSU'S first players off the bench. He logged a total of 33 minutes in the SEC Tournament and averaged 1.5 points, 2.0 rebounds and dished out three assists. He finished the year averaging 1.6 points and 1.5 boards a game.

5 • Romero Osby • F • 6-8 • 230 • Meridian, MS

Osby played in all 36 games for the Bulldogs as a true freshman last year. He scored a career-high 15 points against North Alabama. He also averaged 4.1 points and 2.6 boards per contest, while scoring in double-digits three times. Osby also finished fourth on the team with 12 blocks. Has seen action in all four this year games and is averaging 6.0 points and 3.8 boards. He's also tied for second with three blocks.

THE FRESHMEN

30 • Wendell Lewis • C • 6-8 • Selma, AL

Has seen action in all four games and had career highs in points (6) and rebounds (5) against Bethune-Cookman. Signed in April, Lewis chose MSU over SEC rivals Auburn, Georgia, Alabama and Ole Miss. He was selected to compete in the Mississippi-Alabama All-Star game. As a McDonald's All-American nominee, Lewis was ranked as the 27th best center by ESPN. While earning team MVP honors his senior year, he led the team in points (16.5), rebounds (11.2) and blocks (3).

50 • John Riek • F • 7-1 • 242 • Khartoun, Sudan

Must sit out an NCAA-mandated nine games to start the year. The final member of the MSU recruiting class, Riek inked his commitment to the Bulldogs in May of 2009. With enhanced shot-blocking and rebounding skills, he made a name for himself at the LeBron Skill Academy where he scored 18 points in 24 minutes. His 7 foot, 8 ½ inch wingspan made him the top-rated center by Rivals.com in the class of 2008.

10 • Shaun Smith • G • 6-6 • 195 • Brooksville, MS

The first member of the 2009 MSU signing class, the heralded All-State member from Noxubee County is known for his athleticism and ball-handling skills. Ranked the 23rd best shooting guard in the country by Scout.com, Smith inked his next four years with Bulldog basketball on his birthday. As a senior, he averaged 25.1 points, 5.8 rebounds and 2.2 steals.

1 • Renardo Sidney • G • 6-10 • 260 • Jackson, MS

Is waiting to be cleared to play by the NCAA. One of MSU's most highly touted recruits, Sidney brings numerous accolades including McDonald's All American selection, USA Junior National Select Team inclusion as well as Naismith High School Player of the Year finalist. He was also tabbed Co-MVP at the Jordan Brand Classic at the famous Madison Square Garden in New York City. Sidney made his national impression at the McDonald's All-Star game where he scored 11 points while grabbing 6 rebounds.

EXHIBITION 1 — OCT. 31, 2009**Mississippi State 82
Oklahoma City 54***Humphrey Coliseum • 2 p.m.
Starkville, MS*

STARKVILLE, Miss. — Junior Raven Johnson's 23 points sparked a convincing 82-54 win by 18th-ranked Mississippi State against Oklahoma City in the exhibition opener for both teams at Humphrey Coliseum.

Johnson drained 6-of-10 three-pointers, shot 8-of-15 from the floor and grabbed five rebounds.

Three other Bulldogs recorded double-digit efforts in the win, led by junior Kodi Augustus' 16 points. Sophomore Dee Bost joined senior Barry Stewart by scoring 11 points, while Bost added 6 assists.

All-SEC senior Jarvis Varnado grabbed 11 rebounds, notched 8 points and blocked 4 shots. Freshman Wendell Lewis continued his impressive preseason performance by claiming 8 rebounds in just 13 minutes.

OCU point guard Chris Brown led the game with 24 points.

The Bulldogs struggled with their opponents in the first half, but never trailed in the game. After scoring the first eight points, State saw two free-throws from OCU's Brown spark a 10-0 run that pulled the game within a point. At the break, MSU led 38-33 half.

Oklahoma City

Player	FG	3FG	FT	RB	PF	PT	A	Min
Phillips f	2-8	1-2	0-0	5	1	5	1	34
Williams c	0-4	0-0	0-1	3	4	0	1	14
Brown g	9-23	0-1	6-8	6	3	24	0	36
Graham g	3-6	0-2	0-0	4	1	6	2	34
Bingham g	4-13	2-7	1-1	3	1	11	0	34
Cuevas	0-0	0-0	0-0	1	1	0	1	6
Ennis	0-0	0-0	0-0	0	0	0	0	1
McKnight	1-2	0-0	0-0	0	2	2	1	11
Nicholson	2-3	0-0	0-0	2	2	4	0	14
James	1-3	0-0	0-1	4	3	2	1	16
TOTALS	22-62	3-12	7-11	32	18	54	7	200

Mississippi State

Player	FG	3FG	FT	RB	PF	PT	A	Min
Augustus f	6-11	1-6	3-4	5	3	16	0	25
Varnado c	3-6	0-0	2-4	11	1	8	2	27
Johnson g	8-15	6-10	1-1	5	1	23	2	34
Bost g	3-8	2-5	3-3	3	2	11	6	28
Stewart g	3-8	3-7	2-2	5	3	11	2	31
Osby	4-8	1-2	0-0	5	2	9	3	21
Smith	0-2	0-0	0-0	1	3	0	4	14
Parker	0-0	0-0	0-0	0	0	0	0	1
Luczak	0-0	0-0	0-0	1	0	0	0	2
Price	0-0	0-0	0-1	1	0	0	1	1
Lewis	2-4	0-0	0-3	8	2	4	0	13
Bolen	0-1	0-0	0-0	1	0	0	0	3
TOTALS	29-63	13-30	11-14	47	17	82	19	200

Halftime: MSU 38, OCU 33. FG%: MSU 46.0%, OCU 35.5%. 3FG%: MSU 43.3%, OCU 25.0%. FT%: MSU 78.6%, OCU 63.6%. Turnovers: MSU 14 (Varnado, Johnson 3 4), OCU 12 (James 3). Blocked Shots: MSU 6 (Varnado 4), OCU 2 (Phillips, Williams 1). Steals: MSU 3 (Bost 2), OCU 3 (Three with 1). Officials: Tom Eades, Bruce Benedick, James Williams. Attendance: 2,938.

EXHIBITION 2 — Nov. 7, 2009**Mississippi State 90
Georgetown College 70***Humphrey Coliseum • 2 p.m.
Starkville, MS*

STARKVILLE, Miss. — Junior forward Kodi Augustus scored 16 points and grabbed 11 rebounds to pace 18th-ranked Mississippi State to a 90-70 win against Georgetown College.

MSU completed its two-game exhibition slate having never trailed in either game.

Augustus connected on 6-of-9 shots from the floor and all three of his free throws. All-SEC senior Jarvis Varnado totaled 17 points, 9 rebounds and 5 blocks.

Also scoring in double-digits were sophomore point guard Dee Bost with 14 points to go along with his 8 assists, while Phil Turner totaled 12 points.

Pacing the game in scoring was Georgetown's Eddie Gray with 19.

State jumped out to an early eight-point lead in the game's first 10 minutes. The Tigers responded with a six-point run capped by two consecutive treys from Vincent Crutcher to pull within two points with 8:50 left in the half. The Bulldogs responded in a big way, finishing the half on a 23-5 run sparked by a Varnado pass resulting in a dunk from Augustus. MSU led 41-22 at the break.

Georgetown College

Player	FG	3FG	FT	RB	PF	PT	A	Min
Moses	9-19	0-0	0-0	10	2	18	1	37
Pearson	3-6	0-0	0-0	5	5	6	1	13
Gray	6-11	2-4	5-5	5	2	19	2	37
Walls	1-4	1-4	0-0	1	1	3	0	18
Byron	0-8	0-1	0-0	2	4	0	2	11
Hamilton	0-1	0-1	0-0	1	0	0	0	3
Boggs	1-2	1-1	0-0	0	1	3	1	6
Saxton	4-5	1-2	1-1	2	1	10	2	25
Ferguson	1-4	0-0	3-4	4	4	5	3	19
Crutcher	2-6	2-5	0-0	2	2	6	0	25
Outen	0-0	0-0	0-0	0	3	0	0	6
TOTALS	27-66	7-18	9-10	33	25	70	12	200

Mississippi State

Player	FG	3FG	FT	RB	PF	PT	A	Min
Augustus	6-9	1-2	3-3	11	1	16	2	27
Varnado	7-7	0-0	3-5	9	3	17	2	30
Johnson	3-4	1-1	2-3	1	1	9	0	17
Bost	5-10	2-6	2-2	2	2	14	8	32
Stewart	3-10	0-7	2-2	0	0	8	3	31
Osby	1-4	0-0	7-8	3	2	9	0	16
Parker	0-0	0-0	0-0	0	0	0	0	1
Benock	0-1	0-1	0-0	3	1	0	1	13
Luczak	0-0	0-0	0-0	0	0	0	0	1
Turner	3-6	1-2	5-5	3	1	12	0	21
Lewis	2-2	0-0	1-2	0	2	5	0	10
Bolen	0-1	0-0	0-0	0	0	0	1	1
TOTALS	30-53	5-19	25-30	33	13	90	17	200

Halftime: MSU 41, GC 22. FG%: MSU 55.6%, GC 27.3%. 3FG%: MSU 14.3%, GC 30.0%. FT%: MSU 83.3%, GC 100.0%. Turnovers: MSU 17 (Varnado 5), GC 12 (Ferguson, Crutcher 4). Blocked Shots: MSU 6 (Varnado 5), GC 3 (Pearson 2). Steals: MSU 7 (Turner 3), GC 6 (Hamilton 2). Officials: Tony Greene, Mike Nance, Ron Groover. Attendance: 2,995.

GAME 1 — Nov. 13, 2009**Rider 88
Mississippi State 74***Humphrey Coliseum • 2 p.m.
Starkville, MS*

STARKVILLE, Miss. — Mississippi State senior Jarvis Varnado collected his 16th career double-double despite the Bulldogs dropping a 88-74 decision to Rider in front of 7,241 fans at Humphrey Coliseum.

Varnado, collected 22 points and 14 rebounds on the night as MSU dropped the opening game of the season for the first time since a 79-76 setback to Louisiana-Lafayette in 2002.

Varnado also tallied seven blocks and scored six of the game's first 11 points to give the Bulldogs an early nine-point advantage.

Dee Bost and Raven Johnson also reached double figures, scoring 14 and 10 points, respectively.

State maintained the lead until the 45-second mark when a Mike Ringgold layup gave the Rider a lead that it would never relinquish. Ringgold and Novar Gadson collected 21 points each to lead Rider.

The opener was marred by a Rider squad that went 30-of-59 (50 percent) from the field, including a sizzling 62-percent clip from the 3-point stripe.

Rider (1-0)

Player	FG	3FG	FT	RB	PF	PT	A	Min
Ringgold	10-19	0-0	1-4	6	2	21	1	39
Jackson	1-4	0-1	0-0	5	5	2	1	12
Thompson	6-12	4-6	0-2	3	2	16	2	39
Robinson	3-5	2-2	7-9	4	2	15	4	27
Gadson	7-11	2-2	5-7	11	1	21	2	37
Youngblood	0-4	0-2	4-4	3	4	4	2	21
Thompson	1-1	0-0	1-2	4	0	3	1	11
Mansell	2-3	2-3	0-0	0	1	6	0	8
Nd-Ezuma	0-0	0-0	0-0	0	1	0	0	1
Penn	0-0	0-0	0-0	0	1	0	1	5
TOTALS	30-59	10-16	18-28	38	19	88	14	200

Mississippi State (0-1)

Player	FG	3FG	FT	RB	PF	PT	A	Min
Augustus	4-9	1-1	0-1	5	4	9	0	15
Varnado	8-8	0-0	6-8	14	3	22	2	36
Johnson	4-11	2-8	0-0	1	1	10	1	29
Bost	3-11	3-6	5-6	2	5	14	7	39
Stewart	2-10	2-7	1-4	3	3	7	3	37
Osby	2-3	0-0	0-0	3	1	4	0	11
Benock	0-2	0-2	0-0	0	0	0	1	4
Turner	3-6	2-3	0-0	5	2	8	1	25
Lewis	0-2	0-0	0-0	1	1	0	0	4
TOTALS	26-62	10-27	12-19	37	20	74	15	200

Halftime: Rider 44, MSU 42. FG%: MSU 41.9%, Rider 50.1%. 3FG%: MSU 37.0%, Rider 62.5%. FT%: MSU 63.2%, Rider 64.3%. Turnovers: MSU 12 (Varnado 4), Rider 6 (Thompson, Gadson 2). Blocked Shots: MSU 9 (Varnado 7), Rider 2 (Ringgold, Gadson 1). Steals: MSU 2 (Bost, Turner 1), Rider 5 (Gadson 3). Officials: Rick Crawford, James Barker, James Williams. Attendance: 7,241.

GAME 2 — Nov. 19, 2009**Mississippi State 82
Southeastern Louisiana 67***Humphrey Coliseum • 7 p.m.
Starkville, MS*

STARKVILLE, Miss. — All-SEC center Jarvis Varnado fell just short of his second career triple-double and tied for a game-high 20 points to power Mississippi State to an 82-67 victory against Southeastern Louisiana in Humphrey Coliseum.

Varnado recorded his second-straight 20-point effort and swatted eight shots to go along with his nine rebounds.

Notching the game's only double-double was junior Phil Turner, who had 14 rebounds and 10 points.

Also scoring in double-digits were Ravern Johnson (17), Barry Stewart (13) and Dee Bost (10).

Leading SELU was center Patrick Sullivan, who shot 9-of-21 from the field to score 20 points.

The Bulldogs never trailed and led 41-29 at the break.

In a hard-fought second half, SELU orchestrated a 10-2 run sparked by a Patrick Sullivan layup to close the MSU lead to just 59-51 with 10:43 left. A trey from Bost ended the stretch, and the Bulldogs scored seven-straight capped by a Stewart trey to ice the win.

Southeastern Louisiana (2-1)

Player	FG	3FG	FT	RB	PF	PT	A	Min
Marks	2-4	0-0	1-2	6	4	5	3	29
Sullivan	9-21	0-0	2-2	7	3	20	0	35
Hutchin	5-14	4-8	0-0	2	1	14	0	25
Fortenberry	2-7	0-3	0-0	2	2	4	2	28
Patterson	0-0	0-0	2-2	2	2	2	4	18
Jones	3-4	2-3	0-0	2	1	8	2	21
Ndumba	0-1	0-0	0-0	2	2	0	0	13
Forest	2-11	0-3	2-3	4	3	6	0	21
Dixon	3-4	2-3	0-0	1	1	8	1	10
TOTALS	26-66	8-20	7-9	30	19	67	12	200

Mississippi State (1-1)

Player	FG	3FG	FT	RB	PF	PT	A	Min
Varnado	6-8	0-0	8-10	9	1	20	1	30
Johnson	7-13	3-6	0-0	3	2	17	0	31
Bost	3-5	2-3	2-5	5	1	10	4	32
Stewart	4-11	1-5	4-4	3	1	13	1	32
Turner	3-12	2-6	2-2	14	1	10	3	34
Osby	2-5	1-2	0-0	4	1	5	1	13
Benock	1-3	0-2	0-0	2	1	2	1	15
Luczak	1-1	1-1	0-0	0	0	3	0	1
Lewis	1-3	0-0	0-0	2	1	2	0	7
Bailey	0-1	0-0	0-0	0	0	0	0	1
Parker	0-0	0-0	0-0	0	0	0	0	1
Price	0-0	0-0	0-0	0	0	0	0	1
TOTALS	28-62	10-25	16-21	47	9	82	12	200

Halftime: MSU 41, SELU 29. FG%: MSU 45.2%, SELU 39.4%. 3FG%: MSU 40.0%, SELU 40.0%. FT%: MSU 76.2%, SELU 77.8%. Turnovers: MSU 13 (Bost, Turner 3), SELU 11 (Sullivan 3). Blocked Shots: MSU 10 (Varnado 8), SELU 7 (Sullivan 3). Steals: MSU 9 (Varnado 3), SELU 5 (Patterson 3). Officials: Ted Valentine, Doug Simons, Carlos Gonzalez. Attendance: 4,544

GAME 3 — Nov. 21, 2009**Mississippi State 67
Bethune-Cookman 51***Humphrey Coliseum • 6 p.m.
Starkville, MS*

STARKVILLE, Miss. — Jarvis Varnado swatted 4 shots to become the SEC's all-time leading shot-blocker as Mississippi State cruised to a 67-51 victory against the Bethune-Cookman Wildcats.

Varnado surpassed Shaquille O'Neals' previous SEC record of 412 and now has batted 413 shots in his career. The all-star senior also recorded 10 points and 10 rebounds for his second double-double in the season's first three games.

Three other Bulldogs also scored 10 points, including senior Barry Stewart, who also handed out 4 assists.

Albert Abrahams registered the game's other double-double for the Wildcats with 15 points and 11 rebounds.

The first half saw several lead changes before two Osby free throws sparked a 10-0 MSU run. The Bulldogs led 31-24 at the half.

State saw BCU quickly close the gap to just 33-30 but responded with an 8-0 run capped by a Varnado layup that put the game out of reach for good. Varnado brought down the SEC's all-time career blocks record with a reject of an Abrahams jumper with 10:20 remaining in the second half.

Bethune Cookman (1-3)

Player	FG	3FG	FT	RB	PF	PT	A	Min
Starling	2-3	0-0	0-0	6	1	4	2	24
Adams	0-1	0-0	4-4	0	4	4	0	10
Reed	4-19	1-4	0-0	1	1	9	4	38
Elliott	0-3	0-0	2-2	4	2	2	0	21
Jones	3-7	0-2	0-0	4	0	6	1	22
Thomas	1-3	1-2	0-0	2	1	3	1	23
Abrahams	6-11	0-0	3-5	11	3	15	1	26
Bryant	0-0	0-0	2-2	0	0	2	0	2
Anusionwu	0-0	0-0	0-0	0	1	0	0	2
Dukes	2-4	2-4	0-0	0	2	6	0	16
Williford	0-1	0-0	0-0	1	0	0	0	16
TOTALS	18-52	4-12	11-13	32	15	51	9	200

Mississippi State (2-1)

Player	FG	3FG	FT	RB	PF	PT	A	Min
Varnado	4-11	0-0	2-5	10	0	10	2	31
Johnson	4-10	2-6	0-0	2	0	10	0	26
Bost	2-7	2-4	4-4	4	0	10	2	31
Stewart	3-6	2-4	2-2	1	1	10	4	31
Turner	4-7	1-1	0-0	5	3	9	2	22
Osby	2-6	0-2	3-4	6	1	7	3	24
Parker	0-1	0-0	0-0	0	1	0	0	1
Benock	2-4	1-3	0-0	2	0	5	0	19
Luczak	0-0	0-0	0-0	0	1	0	0	1
Price	0-0	0-0	0-0	5	0	0	0	1
Lewis	3-4	0-0	0-0	2	1	6	0	13
TOTALS	24-56	8-20	11-15	37	8	67	13	200

Halftime: MSU 31, BCU 24. FG%: MSU 42.9%, BCU 34.6%. 3FG%: MSU 40.0%, BCU 33.3%. FT%: MSU 73.3%, BCU 84.6%. Turnovers: MSU 13 (Bost 5), BCU 15 (Reed 4). Blocked Shots: MSU 9 (Varnado 4), BCU 4 (Reed 2). Steals: MSU 8 (Johnson, Bost, Turner, Benock 2), BCU 9 (Reed 3). Officials: James Barker, Jeremy Mosier, Chuck Jones. Attendance: 3,721

GAME 4 — Nov. 24, 2009**Mississippi State 70
Texas-Pan American 55***Humphrey Coliseum • 7 p.m.
Starkville, MS*

STARKVILLE, Miss. — For the third time in four games, All-SEC senior Jarvis Varnado registered a double-double as the Mississippi State Bulldogs rode a tight second-half defense to a 75-50 victory against Texas Pan-American.

Varnado totaled 12 points, collected a season-high 15 rebounds and tied a season-high 8 blocks to lead MSU.

Three other Bulldogs scored in double-digits, including sophomore point guard Dee Bost (13), senior Barry Stewart (12) and junior Ravern Johnson (11).

Junior Nick Weiermiller and senior Luis Valera led the Broncs with 8 points each.

While MSU never trailed in the contest, it saw its 25-14 lead with 10 minutes remaining in the first half shrink to just two points with three left before the break. MSU finished on a 9-2 run to go up 42-33 at the break.

The Bulldogs tightened the defense in the second half, allowing just 17 points and scoring 33 of their own. State finished shooting a season-high 52.6 percent from the floor and held the Broncs to just a 29.2 percent effort.

Texas-Pan American (0-5)

Player	FG	3FG	FT	RB	PF	PT	A	Min
Valera	4-10	0-0	0-0	5	1	8	0	21
Hearn	2-7	1-2	1-2	4	1	6	2	23
Maree	0-2	0-0	3-4	2	4	3	2	22
Weiermiller	3-10	2-6	0-0	4	0	8	1	30
Smith	2-5	1-4	0-0	5	2	5	1	21
Hawkins	3-9	0-0	1-2	3	3	7	0	16
Urbanus	1-6	1-2	0-0	0	0	3	1	25
Jones	1-4	1-4	0-0	1	0	3	0	10
Seagers	0-2	0-2	0-0	1	0	0	0	2
Hendrix	3-8	1-1	0-0	2	1	7	0	20
Couch	0-1	0-0	0-0	0	2	0	0	18
Trader	0-1	0-0	0-0	1	1	0	0	2
TOTALS	19-65	7-21	5-8	33	15	50	7	200

Mississippi State (3-1)

Player	FG	3FG	FT	RB	PF	PT	A	Min
Varnado	6-8	0-0	0-2	15	2	12	1	27
Johnson	4-8	2-5	1-1	3	4	11	0	25
Bost	4-10	2-6	3-3	6	1	13	4	30
Stewart	5-10	2-5	0-0	2	1	12	0	31
Turner	2-5	1-3	0-0	3	2	5	2	22
Osby	3-6	1-2	1-1	2	1	8	2	15
Parker	1-1	0-0	0-0	0	0	2	0	1
Benock	0-0	0-0	0-0	1	0	0	0	12
Luczak	0-0	0-0	0-0	1	0	0	0	2
Price	0-0	0-0	0-0	0	0	0	0	1
Augustus	4-7	1-1	0-0	8	1	9	0	21
Lewis	1-1	0-0	0-0	1	0	2	0	9
Bailey	0-1	0-0	1-4	0	0	1	0	4
TOTALS	30-57	9-22	6-11	45	12	75	9	200

Halftime: MSU 42, TPAU 33. FG%: MSU 52.6%, TPAU 29.2%. 3FG%: MSU 40.9%, TPAU 33.3%. FT%: MSU 54.5%, TPAU 62.5%. Turnovers: MSU 16 (Johnson 5), TPAU 11 (Maree 3). Blocked Shots: MSU 14 (Varnado 8), TPAU 2 (Valera, Hendrix). Steals: MSU 8 (Turner 3), TPAU 6 (Smith 3). Officials: Steve Coleman, Ron Groover, Brian Shey. Attendance: 3,214

2009-2010 Mississippi State Basketball
Mississippi State Combined Team Statistics (as of Nov 24, 2009)
All games

RECORD:	OVERALL	HOME	AWAY	NEUTRAL
ALL GAMES	3-1	3-1	0-0	0-0
CONFERENCE	0-0	0-0	0-0	0-0
NON-CONFERENCE	3-1	3-1	0-0	0-0

#	Player	gp-gs	min	avg	Total		3-Point		F-Throw		Rebounds								a	to	blk	stl	pts	avg
					fg-fga	fg%	3fg-fga	3fg%	ft-fa	ft%	off	def	tot	avg	pf	dq								
32	Jarvis Varnado	4-4	124	31.0	24-35	.686	0-0	.000	16-25	.640	11	37	48	12.0	6	0	7	7	27	4	64	16.0		
02	Ravern Johnson	4-4	111	27.8	19-42	.452	9-25	.360	1-1	1.000	2	7	9	2.3	7	0	1	7	3	4	48	12.0		
03	Dee Bost	4-4	132	33.0	12-33	.364	9-19	.474	14-18	.778	2	15	17	4.3	7	1	17	14	0	6	47	11.8		
22	Barry Stewart	4-4	131	32.8	14-37	.378	7-21	.333	7-10	.700	1	8	9	2.3	6	0	8	1	1	1	42	10.5		
24	Kodi Augustus	2-1	36	18.0	8-16	.500	2-2	1.000	0-1	.000	5	8	13	6.5	5	0	0	4	3	0	18	9.0		
25	Phil Turner	4-3	103	25.8	12-30	.400	6-13	.462	2-2	1.000	7	20	27	6.8	8	0	8	7	3	7	32	8.0		
05	Romero Osby	4-0	63	15.8	9-20	.450	2-6	.333	4-5	.800	5	10	15	3.8	4	0	6	5	3	0	24	6.0		
30	Wendell Lewis	4-0	33	8.3	5-10	.500	0-0	.000	0-0	.000	4	5	9	2.3	3	0	0	2	0	0	10	2.5		
15	Riley Benock	4-0	50	12.5	3-9	.333	1-7	.143	0-0	.000	0	5	5	1.3	1	0	2	3	1	5	7	1.8		
20	Taylor Luczak	3-0	4	1.3	1-1	1.000	1-1	1.000	0-0	.000	0	1	1	0.3	1	0	0	1	0	0	3	1.0		
12	Charles Parker	3-0	3	1.0	1-2	.500	0-0	.000	0-0	.000	0	0	0	0.0	1	0	0	1	0	0	2	0.7		
45	Elgin Bailey	2-0	7	3.5	0-2	.000	0-0	.000	1-4	.250	0	0	0	0.0	0	0	0	1	1	0	1	0.5		
21	Baxter Price	3-0	3	1.0	0-0	.000	0-0	.000	0-0	.000	0	0	0	0.0	0	0	0	0	0	0	0	0.0		
Team											6	7	13				1							
Total.....		4	800		108-237	.456	37-94	.394	45-66	.682	43	123	166	41.5	49	1	49	54	42	27	298	74.5		
Opponents.....		4	800		93-242	.384	29-69	.420	41-58	.707	37	96	133	33.2	68	-	42	43	15	25	256	64.0		

TEAM STATISTICS	MS	OPP	Date	Opponent	Score	Att.
SCORING	298	256	11-13-09	RIDER	L 74-88	7241
Points per game	74.5	64.0	11-19-09	SE LOUISIANA	w 82-67	4544
Scoring margin	+10.5	-	11-21-09	BETHUNE-COOKMAN	w 67-51	3721
FIELD GOALS-ATT	108-237	93-242	11-24-09	TEXAS-PAN AMERICAN	w 75-50	3214
Field goal pct	.456	.384	* - Conference game			
3 POINT FG-ATT	37-94	29-69				
3-point FG pct	.394	.420				
3-pt FG made per game	9.3	7.3				
FREE THROWS-ATT	45-66	41-58				
Free throw pct	.682	.707				
F-Throws made per game	11.3	10.3				
REBOUNDS	166	133				
Rebounds per game	41.5	33.2				
Rebounding margin	+8.3	-				
ASSISTS	49	42				
Assists per game	12.3	10.5				
TURNOVERS	54	43				
Turnovers per game	13.5	10.8				
Turnover margin	-2.7	-				
Assist/turnover ratio	0.9	1.0				
STEALS	27	25				
Steals per game	6.8	6.3				
BLOCKS	42	15				
Blocks per game	10.5	3.8				
ATTENDANCE	18720	0				
Home games-Avg/Game	4-4680	0-0				
Neutral site-Avg/Game	-	0-0				

Score by Periods	1st	2nd	Totals
Mississippi State	156	142	298
Opponents	130	126	256

2009-2010 Mississippi State Basketball
Mississippi State Team Game-by-Game Comparison (as of Nov 24, 2009)
All games

Opponent	1st	2nd	Score	Mar	Total FG	FG Pct	3-Pointers	3FG Pct	Free Throws	FT Pct	Rebounds	Assist	T/Over	Block	Steal	Fouls
RIDER	42/44	32/44	74-88	(14)	26-62/30-59	.419/.508	10-27/10-16	.370/.625	12-19/18-28	.632/.643	37/38 (1)	15/14	12/6	9/2	2/5	20/19
SE LOUISIANA	41/29	41/38	82-67	+15	28-62/26-66	.452/.394	10-25/8-20	.400/.400	16-21/7-9	.762/.778	47/30 +17	12/12	13/11	10/7	9/5	9/19
BETHUNE-COOKMAN	31/24	36/27	67-51	+16	24-56/18-52	.429/.346	8-20/4-12	.400/.333	11-15/11-13	.733/.846	37/32 +5	13/9	13/15	9/4	8/9	8/15
TEXAS-PAN AMERICAN	42/33	33/17	75-50	+25	30-57/19-65	.526/.292	9-22/7-21	.409/.333	6-11/5-8	.545/.625	45/33 +12	9/7	16/11	14/2	8/6	12/15

Note: Game totals are displayed in the format TEAM/OPPONENT for each category

2009-2010 Mississippi State Basketball
Mississippi State Game-by-Game Highs (as of Nov 24, 2009)
All games

Opponent	Date	Score	Points	Rebounds	Assists	Steals	Blocked shots
RIDER	11-13-09	74-88	22-Jarvis Varnado	14-Jarvis Varnado	7-Dee Bost	1-Phil Turner Dee Bost	7-Jarvis Varnado
SE LOUISIANA	11-19-09	82-67	20-Jarvis Varnado	14-Phil Turner	4-Dee Bost	3-Jarvis Varnado	8-Jarvis Varnado
BETHUNE-COOKMAN	11-21-09	67-51	10-Dee Bost Barry Stewart Ravern Johnson Jarvis Varnado	10-Jarvis Varnado	4-Barry Stewart	2-Riley Benock Ravern Johnson Phil Turner Dee Bost	4-Jarvis Varnado
TEXAS-PAN AMERICAN	11-24-09	75-50	13-Dee Bost	15-Jarvis Varnado	4-Dee Bost	3-Phil Turner	8-Jarvis Varnado

2009-2010 Mississippi State Basketball
Mississippi State Category Leaders (as of Nov 24, 2009)
All games

Points	G	Pts	Pts/G
Jarvis Varnado	4	64	16.0
Ravern Johnson	4	48	12.0
Dee Bost	4	47	11.8
Barry Stewart	4	42	10.5
Phil Turner	4	32	8.0
Romero Osby	4	24	6.0
Kodi Augustus	2	18	9.0
Wendell Lewis	4	10	2.5
Riley Benock	4	7	1.8
Taylor Luczak	3	3	1.0
Charles Parker	3	2	0.7
Elgin Bailey	2	1	0.5

FG Percentage	FG	Att	Pct
Taylor Luczak	1	1	1.000
Jarvis Varnado	24	35	.686
Kodi Augustus	8	16	.500
Charles Parker	1	2	.500
Wendell Lewis	5	10	.500
Ravern Johnson	19	42	.452
Romero Osby	9	20	.450
Phil Turner	12	30	.400
Barry Stewart	14	37	.378
Dee Bost	12	33	.364
Riley Benock	3	9	.333
Elgin Bailey	0	2	.000

3-Point Percentage	3FG	Att	Pct
Kodi Augustus	2	2	1.000
Taylor Luczak	1	1	1.000
Dee Bost	9	19	.474
Phil Turner	6	13	.462
Ravern Johnson	9	25	.360
Barry Stewart	7	21	.333
Romero Osby	2	6	.333
Riley Benock	1	7	.143

Free Throw Percent	FG	Att	Pct
Ravern Johnson	1	1	1.000
Phil Turner	2	2	1.000
Romero Osby	4	5	.800
Dee Bost	14	18	.778
Barry Stewart	7	10	.700
Jarvis Varnado	16	25	.640
Elgin Bailey	1	4	.250
Kodi Augustus	0	1	.000

Scoring Average	G	Pts	Avg/G
Jarvis Varnado	4	64	16.0
Ravern Johnson	4	48	12.0
Dee Bost	4	47	11.8
Barry Stewart	4	42	10.5
Kodi Augustus	2	18	9.0
Phil Turner	4	32	8.0
Romero Osby	4	24	6.0
Wendell Lewis	4	10	2.5
Riley Benock	4	7	1.8
Taylor Luczak	3	3	1.0
Charles Parker	3	2	0.7
Elgin Bailey	2	1	0.5

Field Goal Attempts	G	Att	Att/G
Ravern Johnson	4	42	10.5
Barry Stewart	4	37	9.3
Jarvis Varnado	4	35	8.8
Dee Bost	4	33	8.3
Phil Turner	4	30	7.5

Field Goals Made	G	Made	Made/G
Jarvis Varnado	4	24	6.0
Ravern Johnson	4	19	4.8
Barry Stewart	4	14	3.5
Phil Turner	4	12	3.0
Dee Bost	4	12	3.0

3-Point FG Attempts	G	Att	Att/G
Ravern Johnson	4	25	6.3
Barry Stewart	4	21	5.3
Dee Bost	4	19	4.8
Phil Turner	4	13	3.3
Riley Benock	4	7	1.8

3-Point FG Made	G	Made	Made/G
Dee Bost	4	9	2.3
Ravern Johnson	4	9	2.3
Barry Stewart	4	7	1.8
Phil Turner	4	6	1.5
Kodi Augustus	2	2	1.0
Romero Osby	4	2	0.5

Free Throw Attempts	G	Att	Att/G
Jarvis Varnado	4	25	6.3
Dee Bost	4	18	4.5
Barry Stewart	4	10	2.5
Romero Osby	4	5	1.3
Elgin Bailey	2	4	2.0

Free Throws Made	G	Made	Made/G
Jarvis Varnado	4	16	4.0
Dee Bost	4	14	3.5
Barry Stewart	4	7	1.8
Romero Osby	4	4	1.0
Phil Turner	4	2	0.5

2009-2010 Mississippi State Basketball
Mississippi State Category Leaders (as of Nov 24, 2009)
All games

Rebounds	G	Reb	Reb/G
Jarvis Varnado	4	48	12.0
Phil Turner	4	27	6.8
Dee Bost	4	17	4.3
Romero Osby	4	15	3.8
Kodi Augustus	2	13	6.5

Rebound Average	G	Reb	Avg/G
Jarvis Varnado	4	48	12.0
Phil Turner	4	27	6.8
Kodi Augustus	2	13	6.5
Dee Bost	4	17	4.3
Romero Osby	4	15	3.8

Offensive Rebounds	G	No.	Avg/G
Jarvis Varnado	4	11	2.8
Phil Turner	4	7	1.8
Kodi Augustus	2	5	2.5
Romero Osby	4	5	1.3
Wendell Lewis	4	4	1.0

Defensive Rebounds	G	No.	Avg/G
Jarvis Varnado	4	37	9.3
Phil Turner	4	20	5.0
Dee Bost	4	15	3.8
Romero Osby	4	10	2.5
Barry Stewart	4	8	2.0
Kodi Augustus	2	8	4.0

Fouls	G	No.	Per/G
Phil Turner	4	8	2.0
Ravern Johnson	4	7	1.8
Dee Bost	4	7	1.8
Barry Stewart	4	6	1.5
Jarvis Varnado	4	6	1.5

Foulouts	G	No.
Dee Bost	4	1

Assists	G	No.	Ast/G
Dee Bost	4	17	4.3
Phil Turner	4	8	2.0
Barry Stewart	4	8	2.0
Jarvis Varnado	4	7	1.8
Romero Osby	4	6	1.5

Steals	G	No.	Stl/G
Phil Turner	4	7	1.8
Dee Bost	4	6	1.5
Riley Benock	4	5	1.3
Ravern Johnson	4	4	1.0
Jarvis Varnado	4	4	1.0

Blocked Shots	G	No.	Blk/G
Jarvis Varnado	4	27	6.8
Phil Turner	4	3	0.8
Romero Osby	4	3	0.8
Kodi Augustus	2	3	1.5
Ravern Johnson	4	3	0.8

Minutes	G	No.	Min/G
Dee Bost	4	132	33.0
Barry Stewart	4	131	32.8
Jarvis Varnado	4	124	31.0
Ravern Johnson	4	111	27.8
Phil Turner	4	103	25.8

Turnovers	G	No.	TO/G
Dee Bost	4	14	3.5
Ravern Johnson	4	7	1.8
Jarvis Varnado	4	7	1.8
Phil Turner	4	7	1.8
Romero Osby	4	5	1.3

2009-2010 Mississippi State Basketball
Mississippi State Individual Game-by-Game (as of Nov 25, 2009)
All games

#02 Ravern Johnson

Opponent	Date	gs	min	Total		3-Pointers		Free throws		Rebounds				pf	a	t/o	blk	stl	pts	avg
				fg-fga	pct	3fg-fga	pct	ft-fa	pct	off	def	tot	avg							
RIDER	11-13-09	*	29	4-11	.364	2-8	.250	0-0	.000	0	1	1	1.0	1	1	0	0	0	10	10.0
SE LOUISIANA	11-19-09	*	31	7-13	.538	3-6	.500	0-0	.000	1	2	3	2.0	2	0	1	0	1	17	13.5
BETHUNE-COOKMAN	11-21-09	*	26	4-10	.400	2-6	.333	0-0	.000	0	2	2	2.0	0	0	1	1	2	10	12.3
TEXAS-PAN AMERICAN	11-24-09	*	25	4-8	.500	2-5	.400	1-1	1.000	1	2	3	2.3	4	0	5	2	1	11	12.0
Totals		4	111	19-42	.452	9-25	.360	1-1	1.000	2	7	9	2.3	7	1	7	3	4	48	12.0

Games played: 4
Minutes/game: 27.8
Points/game: 12.0
FG Pct: 45.2
3FG Pct: 36.0
FT Pct: 100.0

Rebounds/game: 2.3
Assists/game: 0.3
Turnovers/game: 1.8
Assist/turnover ratio: 0.1
Steals/game: 1.0
Blocks/game: 0.8

#03 Dee Bost

Opponent	Date	gs	min	Total		3-Pointers		Free throws		Rebounds				pf	a	t/o	blk	stl	pts	avg
				fg-fga	pct	3fg-fga	pct	ft-fa	pct	off	def	tot	avg							
RIDER	11-13-09	*	39	3-11	.273	3-6	.500	5-6	.833	1	1	2	2.0	5	7	2	0	1	14	14.0
SE LOUISIANA	11-19-09	*	32	3-5	.600	2-3	.667	2-5	.400	0	5	5	3.5	1	4	3	0	1	10	12.0
BETHUNE-COOKMAN	11-21-09	*	31	2-7	.286	2-4	.500	4-4	1.000	1	3	4	3.7	0	2	5	0	2	10	11.3
TEXAS-PAN AMERICAN	11-24-09	*	30	4-10	.400	2-6	.333	3-3	1.000	0	6	6	4.3	1	4	4	0	2	13	11.8
Totals		4	132	12-33	.364	9-19	.474	14-18	.778	2	15	17	4.3	7	17	14	0	6	47	11.8

Games played: 4
Minutes/game: 33.0
Points/game: 11.8
FG Pct: 36.4
3FG Pct: 47.4
FT Pct: 77.8

Rebounds/game: 4.3
Assists/game: 4.3
Turnovers/game: 3.5
Assist/turnover ratio: 1.2
Steals/game: 1.5

#05 Romero Osby

Opponent	Date	gs	min	Total		3-Pointers		Free throws		Rebounds				pf	a	t/o	blk	stl	pts	avg
				fg-fga	pct	3fg-fga	pct	ft-fa	pct	off	def	tot	avg							
RIDER	11-13-09		11	2-3	.667	0-0	.000	0-0	.000	1	2	3	3.0	1	0	1	1	0	4	4.0
SE LOUISIANA	11-19-09		13	2-5	.400	1-2	.500	0-0	.000	2	2	4	3.5	1	1	2	0	0	5	4.5
BETHUNE-COOKMAN	11-21-09		24	2-6	.333	0-2	.000	3-4	.750	1	5	6	4.3	1	3	1	2	0	7	5.3
TEXAS-PAN AMERICAN	11-24-09		15	3-6	.500	1-2	.500	1-1	1.000	1	1	2	3.8	1	2	1	0	0	8	6.0
Totals		0	63	9-20	.450	2-6	.333	4-5	.800	5	10	15	3.8	4	6	5	3	0	24	6.0

Games played: 4
Minutes/game: 15.8
Points/game: 6.0
FG Pct: 45.0
3FG Pct: 33.3
FT Pct: 80.0

Rebounds/game: 3.8
Assists/game: 1.5
Turnovers/game: 1.3
Assist/turnover ratio: 1.2
Blocks/game: 0.8

#12 Charles Parker

Opponent	Date	gs	min	Total		3-Pointers		Free throws		Rebounds				pf	a	t/o	blk	stl	pts	avg
				fg-fga	pct	3fg-fga	pct	ft-fa	pct	off	def	tot	avg							
SE LOUISIANA	11-19-09		1	0-0	.000	0-0	.000	0-0	.000	0	0	0	0.0	0	0	0	0	0	0	0.0
BETHUNE-COOKMAN	11-21-09		1	0-1	.000	0-0	.000	0-0	.000	0	0	0	0.0	1	0	1	0	0	0	0.0
TEXAS-PAN AMERICAN	11-24-09		1	1-1	1.000	0-0	.000	0-0	.000	0	0	0	0.0	0	0	0	0	0	2	0.7
Totals		0	3	1-2	.500	0-0	.000	0-0	.000	0	0	0	0.0	1	0	1	0	0	2	0.7

Games played: 3
Minutes/game: 1.0
Points/game: 0.7
FG Pct: 50.0

Turnovers/game: 0.3

2009-2010 Mississippi State Basketball
Mississippi State Individual Game-by-Game (as of Nov 25, 2009)
All games

#15 Riley Benock

Opponent	Date	gs	min	Total		3-Pointers		Free throws		Rebounds				pf	a	t/o	blk	stl	pts	avg
				fg-fga	pct	3fg-fga	pct	ft-fta	pct	off	def	tot	avg							
RIDER	11-13-09		4	0-2	.000	0-2	.000	0-0	.000	0	0	0	0.0	0	1	1	0	0	0	0.0
SE LOUISIANA	11-19-09		15	1-3	.333	0-2	.000	0-0	.000	0	2	2	1.0	1	1	0	0	2	2	1.0
BETHUNE-COOKMAN	11-21-09		19	2-4	.500	1-3	.333	0-0	.000	0	2	2	1.3	0	0	2	0	2	5	2.3
TEXAS-PAN AMERICAN	11-24-09		12	0-0	.000	0-0	.000	0-0	.000	0	1	1	1.3	0	0	0	1	1	0	1.8
Totals		0	50	3-9	.333	1-7	.143	0-0	.000	0	5	5	1.3	1	2	3	1	5	7	1.8

Games played: 4
Minutes/game: 12.5
Points/game: 1.8
FG Pct: 33.3
3FG Pct: 14.3

Rebounds/game: 1.3
Assists/game: 0.5
Turnovers/game: 0.8
Assist/turnover ratio: 0.7
Steals/game: 1.3
Blocks/game: 0.3

#20 Taylor Luczak

Opponent	Date	gs	min	Total		3-Pointers		Free throws		Rebounds				pf	a	t/o	blk	stl	pts	avg
				fg-fga	pct	3fg-fga	pct	ft-fta	pct	off	def	tot	avg							
SE LOUISIANA	11-19-09		1	1-1	1.000	1-1	1.000	0-0	.000	0	0	0	0.0	0	0	0	0	0	3	3.0
BETHUNE-COOKMAN	11-21-09		1	0-0	.000	0-0	.000	0-0	.000	0	0	0	0.0	1	0	1	0	0	0	1.5
TEXAS-PAN AMERICAN	11-24-09		2	0-0	.000	0-0	.000	0-0	.000	0	1	1	0.3	0	0	0	0	0	0	1.0
Totals		0	4	1-1	1.000	1-1	1.000	0-0	.000	0	1	1	0.3	1	0	1	0	0	3	1.0

Games played: 3
Minutes/game: 1.3
Points/game: 1.0
FG Pct: 100.0
3FG Pct: 100.0

Rebounds/game: 0.3
Turnovers/game: 0.3

#21 Baxter Price

Opponent	Date	gs	min	Total		3-Pointers		Free throws		Rebounds				pf	a	t/o	blk	stl	pts	avg
				fg-fga	pct	3fg-fga	pct	ft-fta	pct	off	def	tot	avg							
SE LOUISIANA	11-19-09		1	0-0	.000	0-0	.000	0-0	.000	0	0	0	0.0	0	0	0	0	0	0	0.0
BETHUNE-COOKMAN	11-21-09		1	0-0	.000	0-0	.000	0-0	.000	0	0	0	0.0	0	0	0	0	0	0	0.0
TEXAS-PAN AMERICAN	11-24-09		1	0-0	.000	0-0	.000	0-0	.000	0	0	0	0.0	0	0	0	0	0	0	0.0
Totals		0	3	0-0	.000	0-0	.000	0-0	.000	0	0	0	0.0	0	0	0	0	0	0	0.0

Games played: 3
Minutes/game: 1.0

#22 Barry Stewart

Opponent	Date	gs	min	Total		3-Pointers		Free throws		Rebounds				pf	a	t/o	blk	stl	pts	avg
				fg-fga	pct	3fg-fga	pct	ft-fta	pct	off	def	tot	avg							
RIDER	11-13-09	*	37	2-10	.200	2-7	.286	1-4	.250	1	2	3	3.0	3	3	0	0	0	7	7.0
SE LOUISIANA	11-19-09	*	32	4-11	.364	1-5	.200	4-4	1.000	0	3	3	3.0	1	1	0	0	1	13	10.0
BETHUNE-COOKMAN	11-21-09	*	31	3-6	.500	2-4	.500	2-2	1.000	0	1	1	2.3	1	4	1	1	0	10	10.0
TEXAS-PAN AMERICAN	11-24-09	*	31	5-10	.500	2-5	.400	0-0	.000	0	2	2	2.3	1	0	0	0	0	12	10.5
Totals		4	131	14-37	.378	7-21	.333	7-10	.700	1	8	9	2.3	6	8	1	1	1	42	10.5

Games played: 4
Minutes/game: 32.8
Points/game: 10.5
FG Pct: 37.8
3FG Pct: 33.3
FT Pct: 70.0

Rebounds/game: 2.3
Assists/game: 2.0
Turnovers/game: 0.3
Assist/turnover ratio: 8.0
Steals/game: 0.3
Blocks/game: 0.3

2009-2010 Mississippi State Basketball
Mississippi State Individual Game-by-Game (as of Nov 25, 2009)
All games

#24 Kodi Augustus

Opponent	Date	gs	min	Total		3-Pointers		Free throws		Rebounds				pf	a	t/o	blk	stl	pts	avg
				fg-fga	pct	3fg-fga	pct	ft-fta	pct	off	def	tot	avg							
RIDER	11-13-09	*	15	4-9	.444	1-1	1.000	0-1	.000	2	3	5	5.0	4	0	1	1	0	9	9.0
TEXAS-PAN AMERICAN	11-24-09		21	4-7	.571	1-1	1.000	0-0	.000	3	5	8	6.5	1	0	3	2	0	9	9.0
Totals		1	36	8-16	.500	2-2	1.000	0-1	.000	5	8	13	6.5	5	0	4	3	0	18	9.0

Games played: 2
Minutes/game: 18.0
Points/game: 9.0
FG Pct: 50.0
3FG Pct: 100.0
FT Pct: 0.0

Rebounds/game: 6.5
Turnovers/game: 2.0
Blocks/game: 1.5

#25 Phil Turner

Opponent	Date	gs	min	Total		3-Pointers		Free throws		Rebounds				pf	a	t/o	blk	stl	pts	avg
				fg-fga	pct	3fg-fga	pct	ft-fta	pct	off	def	tot	avg							
RIDER	11-13-09		25	3-6	.500	2-3	.667	0-0	.000	2	3	5	5.0	2	1	3	0	1	8	8.0
SE LOUISIANA	11-19-09	*	34	3-12	.250	2-6	.333	2-2	1.000	3	11	14	9.5	1	3	3	2	1	10	9.0
BETHUNE-COOKMAN	11-21-09	*	22	4-7	.571	1-1	1.000	0-0	.000	2	3	5	8.0	3	2	0	1	2	9	9.0
TEXAS-PAN AMERICAN	11-24-09	*	22	2-5	.400	1-3	.333	0-0	.000	0	3	3	6.8	2	2	1	0	3	5	8.0
Totals		3	103	12-30	.400	6-13	.462	2-2	1.000	7	20	27	6.8	8	8	7	3	7	32	8.0

Games played: 4
Minutes/game: 25.8
Points/game: 8.0
FG Pct: 40.0
3FG Pct: 46.2
FT Pct: 100.0

Rebounds/game: 6.8
Assists/game: 2.0
Turnovers/game: 1.8
Assist/turnover ratio: 1.1
Steals/game: 1.8
Blocks/game: 0.8

#30 Wendell Lewis

Opponent	Date	gs	min	Total		3-Pointers		Free throws		Rebounds				pf	a	t/o	blk	stl	pts	avg
				fg-fga	pct	3fg-fga	pct	ft-fta	pct	off	def	tot	avg							
RIDER	11-13-09		4	0-2	.000	0-0	.000	0-0	.000	1	0	1	1.0	1	0	0	0	0	0	0.0
SE LOUISIANA	11-19-09		7	1-3	.333	0-0	.000	0-0	.000	1	1	2	1.5	1	0	1	0	0	2	1.0
BETHUNE-COOKMAN	11-21-09		13	3-4	.750	0-0	.000	0-0	.000	2	3	5	2.7	1	0	0	0	0	6	2.7
TEXAS-PAN AMERICAN	11-24-09		9	1-1	1.000	0-0	.000	0-0	.000	0	1	1	2.3	0	0	1	0	0	2	2.5
Totals		0	33	5-10	.500	0-0	.000	0-0	.000	4	5	9	2.3	3	0	2	0	0	10	2.5

Games played: 4
Minutes/game: 8.3
Points/game: 2.5
FG Pct: 50.0

Rebounds/game: 2.3
Turnovers/game: 0.5

#32 Jarvis Varnado

Opponent	Date	gs	min	Total		3-Pointers		Free throws		Rebounds				pf	a	t/o	blk	stl	pts	avg
				fg-fga	pct	3fg-fga	pct	ft-fta	pct	off	def	tot	avg							
RIDER	11-13-09	*	36	8-8	1.000	0-0	.000	6-8	.750	2	12	14	14.0	3	2	4	7	0	22	22.0
SE LOUISIANA	11-19-09	*	30	6-8	.750	0-0	.000	8-10	.800	3	6	9	11.5	1	2	2	8	3	20	21.0
BETHUNE-COOKMAN	11-21-09	*	31	4-11	.364	0-0	.000	2-5	.400	2	8	10	11.0	0	2	1	4	0	10	17.3
TEXAS-PAN AMERICAN	11-24-09	*	27	6-8	.750	0-0	.000	0-2	.000	4	11	15	12.0	2	1	0	8	1	12	16.0
Totals		4	124	24-35	.686	0-0	.000	16-25	.640	11	37	48	12.0	6	7	7	27	4	64	16.0

Games played: 4
Minutes/game: 31.0
Points/game: 16.0
FG Pct: 68.6
FT Pct: 64.0

Rebounds/game: 12.0
Assists/game: 1.8
Turnovers/game: 1.8
Assist/turnover ratio: 1.0
Steals/game: 1.0
Blocks/game: 6.8

2009-2010 Mississippi State Basketball
Mississippi State Individual Game-by-Game (as of Nov 25, 2009)
All games

#45 Elgin Bailey

Opponent	Date	gs	min	Total		3-Pointers		Free throws		Rebounds				pf	a	t/o	blk	stl	pts	avg
				fg-fga	pct	3fg-fga	pct	ft-fta	pct	off	def	tot	avg							
SE LOUISIANA	11-19-09		3	0-1	.000	0-0	.000	0-0	.000	0	0	0	0.0	0	0	0	0	0	0	0.0
TEXAS-PAN AMERICAN	11-24-09		4	0-1	.000	0-0	.000	1-4	.250	0	0	0	0.0	0	0	1	1	0	1	0.5
Totals		0	7	0-2	.000	0-0	.000	1-4	.250	0	0	0	0.0	0	0	1	1	0	1	0.5

Games played: 2
Minutes/game: 3.5
Points/game: 0.5
FG Pct: 0.0
FT Pct: 25.0

Turnovers/game: 0.5
Blocks/game: 0.5

#TM TEAM

Opponent	Date	gs	min	Total		3-Pointers		Free throws		Rebounds				pf	a	t/o	blk	stl	pts	avg
				fg-fga	pct	3fg-fga	pct	ft-fta	pct	off	def	tot	avg							
RIDER	11-13-09		0	0-0	.000	0-0	.000	0-0	.000	2	1	3	3.0	0	0	0	0	0	0	0.0
SE LOUISIANA	11-19-09		0	0-0	.000	0-0	.000	0-0	.000	2	3	5	4.0	0	0	1	0	0	0	0.0
BETHUNE-COOKMAN	11-21-09		0	0-0	.000	0-0	.000	0-0	.000	1	1	2	3.3	0	0	0	0	0	0	0.0
TEXAS-PAN AMERICAN	11-24-09		0	0-0	.000	0-0	.000	0-0	.000	1	2	3	3.3	0	0	0	0	0	0	0.0
Totals		0	0	0-0	.000	0-0	.000	0-0	.000	6	7	13	3.3	0	0	1	0	0	0	0.0

Games played: 4

Rebounds/game: 3.3
Turnovers/game: 0.3

2008-09 Mississippi State Basketball Individual Career History

Kodi Augustus

			Total		3-Point		F-Throws		Rebounds											Scoring	
Season	gp-gs	min/avg	fg-fga	pct	fg-fga	pct	ft-fta	pct	off	def	tot	avg	pf	fo	ast	to	blk	stl	pts	avg	
2007-08	11-0	52/4.7	5-13	.385	2-7	.286	4-7	.571	3	9	12	1.1	8	0	2	7	3	1	16	1.5	
2008-09	25-9	328/13.1	52-108	.481	10-31	.323	42-53	.792	30	56	86	3.4	38	1	8	33	7	7	156	6.2	
2009-10	2-1	36/18.0	8-16	.500	2-2	1.000	0-1	.000	5	8	13	6.5	5	0	0	4	3	0	18	9.0	
TOTAL	38-10	416/10.9	65-137	.474	14-40	.350	46-61	.754	38	73	111	2.9	51	1	10	44	13	8	190	5.0	

Elgin Bailey

			Total		3-Point		F-Throws		Rebounds											Scoring	
Season	gp-gs	min/avg	fg-fga	pct	fg-fga	pct	ft-fta	pct	off	def	tot	avg	pf	fo	ast	to	blk	stl	pts	avg	
2007-08	31-0	212/6.8	18-38	.474	0-0	.000	16-41	.390	20	26	46	1.5	43	0	1	16	8	4	52	1.7	
2008-09	27-0	290/10.7	39-89	.438	0-0	.000	28-46	.609	21	43	64	2.4	44	1	6	32	26	16	106	3.9	
2009-10	2-0	7/3.5	0-2	.000	0-0	.000	1-4	.250	0	0	0	0.0	0	0	0	1	1	0	1	0.5	
TOTAL	60-0	509/8.5	57-129	.442	0-0	.000	45-91	.495	41	69	110	1.8	87	1	7	49	35	20	159	2.7	

Riley Benock

			Total		3-Point		F-Throws		Rebounds											Scoring	
Season	gp-gs	min/avg	fg-fga	pct	fg-fga	pct	ft-fta	pct	off	def	tot	avg	pf	fo	ast	to	blk	stl	pts	avg	
2007-08	28-0	228/8.1	15-37	.405	14-33	.424	5-8	.625	2	17	19	0.7	16	0	22	16	4	4	49	1.8	
2008-09	36-0	409/11.4	26-67	.388	21-56	.375	8-12	.667	5	27	32	0.9	35	1	25	17	2	16	81	2.3	
2009-10	4-0	50/12.5	3-9	.333	1-7	.143	0-0	.000	0	5	5	1.3	1	0	2	3	1	5	7	1.8	
TOTAL	68-0	687/10.1	44-113	.389	36-96	.375	13-20	.650	7	49	56	0.8	52	1	49	36	7	25	137	2.0	

Brandon Bolen

			Total		3-Point		F-Throws		Rebounds											Scoring	
Season	gp-gs	min/avg	fg-fga	pct	fg-fga	pct	ft-fta	pct	off	def	tot	avg	pf	fo	ast	to	blk	stl	pts	avg	
2007-08	9-0	12/1.3	0-2	.000	0-1	.000	1-2	.500	1	3	4	0.4	1	0	0	3	0	0	1	0.1	
2008-09	13-0	23/1.8	1-4	.250	0-0	.000	0-0	.000	0	1	1	0.1	0	0	1	0	0	2	2	0.2	
TOTAL	22-0	35/1.6	1-6	.167	0-1	.000	1-2	.500	1	4	5	0.2	1	0	1	3	0	2	3	0.1	

Dee Bost

			Total		3-Point		F-Throws		Rebounds											Scoring	
Season	gp-gs	min/avg	fg-fga	pct	fg-fga	pct	ft-fta	pct	off	def	tot	avg	pf	fo	ast	to	blk	stl	pts	avg	
2008-09	36-36	1137/31.6	108-307	.352	54-161	.335	122-170	.718	27	102	129	3.6	81	2	156	102	1	52	392	10.9	
2009-10	4-4	132/33.0	12-33	.364	9-19	.474	14-18	.778	2	15	17	4.3	7	1	17	14	0	6	47	11.8	
TOTAL	40-40	1269/31.7	120-340	.353	63-180	.350	136-188	.723	29	117	146	3.7	88	3	173	116	1	58	439	11.0	

Ravern Johnson

			Total		3-Point		F-Throws		Rebounds											Scoring	
Season	gp-gs	min/avg	fg-fga	pct	fg-fga	pct	ft-fta	pct	off	def	tot	avg	pf	fo	ast	to	blk	stl	pts	avg	
2007-08	29-0	187/6.4	31-65	.477	7-24	.292	4-10	.400	10	20	30	1.0	10	0	10	12	4	3	73	2.5	
2008-09	36-36	1099/30.5	156-362	.431	83-210	.395	39-46	.848	30	80	110	3.1	49	0	40	55	18	14	434	12.1	
2009-10	4-4	111/27.8	19-42	.452	9-25	.360	1-1	1.000	2	7	9	2.3	7	0	1	7	3	4	48	12.0	
TOTAL	69-40	1397/20.2	206-469	.439	99-259	.382	44-57	.772	42	107	149	2.2	66	0	51	74	25	21	555	8.0	

Wendell Lewis

			Total		3-Point		F-Throws		Rebounds											Scoring	
Season	gp-gs	min/avg	fg-fga	pct	fg-fga	pct	ft-fta	pct	off	def	tot	avg	pf	fo	ast	to	blk	stl	pts	avg	
2009-10	4-0	33/8.3	5-10	.500	0-0	.000	0-0	.000	4	5	9	2.3	3	0	0	2	0	0	10	2.5	
TOTAL	4-0	33/8.3	5-10	.500	0-0	.000	0-0	.000	4	5	9	2.3	3	0	0	2	0	0	10	2.5	

2008-09 Mississippi State Basketball Individual Career History

Taylor Luczak

Season	gp-gs	min/avg	Total		3-Point		F-Throws		Rebounds				pf	fo	ast	to	blk	stl	Scoring	
			fg-fga	pct	fg-fga	pct	ft-fta	pct	off	def	tot	avg							pts	avg
2008-09	10-0	13/1.3	2-4	.500	0-1	.000	0-0	.000	1	2	3	0.3	2	0	0	1	0	0	4	0.4
2009-10	3-0	4/1.3	1-1	1.000	1-1	1.000	0-0	.000	0	1	1	0.3	1	0	0	1	0	0	3	1.0
TOTAL	13-0	17/1.3	3-5	.600	1-2	.500	0-0	.000	1	3	4	0.3	3	0	0	2	0	0	7	0.5

Romero Osby

Season	gp-gs	min/avg	Total		3-Point		F-Throws		Rebounds				pf	fo	ast	to	blk	stl	Scoring	
			fg-fga	pct	fg-fga	pct	ft-fta	pct	off	def	tot	avg							pts	avg
2008-09	36-0	452/12.6	51-118	.432	8-28	.286	39-58	.672	28	66	94	2.6	53	1	12	28	12	8	149	4.1
2009-10	4-0	63/15.8	9-20	.450	2-6	.333	4-5	.800	5	10	15	3.8	4	0	6	5	3	0	24	6.0
TOTAL	40-0	515/12.9	60-138	.435	10-34	.294	43-63	.683	33	76	109	2.7	57	1	18	33	15	8	173	4.3

Charles Parker

Season	gp-gs	min/avg	Total		3-Point		F-Throws		Rebounds				pf	fo	ast	to	blk	stl	Scoring	
			fg-fga	pct	fg-fga	pct	ft-fta	pct	off	def	tot	avg							pts	avg
2009-10	3-0	3/1.0	1-2	.500	0-0	.000	0-0	.000	0	0	0	0.0	1	0	0	1	0	0	2	0.7
TOTAL	3-0	3/1.0	1-2	.500	0-0	.000	0-0	.000	0	0	0	0.0	1	0	0	1	0	0	2	0.7

Baxter Price

Season	gp-gs	min/avg	Total		3-Point		F-Throws		Rebounds				pf	fo	ast	to	blk	stl	Scoring	
			fg-fga	pct	fg-fga	pct	ft-fta	pct	off	def	tot	avg							pts	avg
2009-10	3-0	3/1.0	0-0	.000	0-0	.000	0-0	.000	0	0	0	0.0	0	0	0	0	0	0	0	0.0
TOTAL	3-0	3/1.0	0-0	.000	0-0	.000	0-0	.000	0	0	0	0.0	0	0	0	0	0	0	0	0.0

John Riek

Renardo Sidney

Shaun Smith

Barry Stewart

Season	gp-gs	min/avg	Total		3-Point		F-Throws		Rebounds				pf	fo	ast	to	blk	stl	Scoring	
			fg-fga	pct	fg-fga	pct	ft-fta	pct	off	def	tot	avg							pts	avg
2006-07	35-0	848/24.2	96-240	.400	68-174	.391	82-107	.766	28	83	111	3.2	51	0	43	27	5	32	342	9.8
2007-08	34-34	1214/35.7	129-337	.383	62-186	.333	71-102	.696	46	111	157	4.6	80	2	88	78	4	44	391	11.5
2008-09	36-36	1138/31.6	126-343	.367	72-197	.365	121-156	.776	28	107	135	3.8	84	2	66	66	10	46	445	12.4
2009-10	4-4	131/32.8	14-37	.378	7-21	.333	7-10	.700	1	8	9	2.3	6	0	8	1	1	1	42	10.5
TOTAL	109-74	3331/30.6	365-957	.381	209-578	.362	281-375	.749	103	309	412	3.8	221	4	205	172	20	123	1220	11.2

2008-09 Mississippi State Basketball Individual Career History

Phil Turner

Season	gp-gs	min/avg	Total		3-Point		F-Throws		Rebounds				pf	fo	ast	to	blk	stl	Scoring	
			fg-fga	pct	fg-fga	pct	ft-fta	pct	off	def	tot	avg							pts	avg
2007-08	30-11	498/16.6	41-124	.331	24-79	.304	15-27	.556	18	66	84	2.8	43	1	25	28	10	26	121	4.0
2008-09	36-27	863/24.0	101-220	.459	46-122	.377	57-73	.781	49	149	198	5.5	72	0	57	51	18	46	305	8.5
2009-10	4-3	103/25.8	12-30	.400	6-13	.462	2-2	1.000	7	20	27	6.8	8	0	8	7	3	7	32	8.0
TOTAL	70-41	1464/20.9	154-374	.412	76-214	.355	74-102	.725	74	235	309	4.4	123	1	90	86	31	79	458	6.5

Jarvis Varnado

Season	gp-gs	min/avg	Total		3-Point		F-Throws		Rebounds				pf	fo	ast	to	blk	stl	Scoring	
			fg-fga	pct	fg-fga	pct	ft-fta	pct	off	def	tot	avg							pts	avg
2006-07	35-13	473/13.5	75-116	.647	0-1	.000	24-45	.533	61	85	146	4.2	74	1	11	19	67	12	174	5.0
2007-08	34-34	968/28.5	109-170	.641	1-2	.500	50-100	.500	75	189	264	7.8	99	5	18	41	157	18	269	7.9
2008-09	36-36	1012/28.1	180-328	.549	0-1	.000	104-159	.654	103	214	317	8.8	83	2	28	60	170	22	464	12.9
2009-10	4-4	124/31.0	24-35	.686	0-0	.000	16-25	.640	11	37	48	12.0	6	0	7	7	27	4	64	16.0
TOTAL	109-87	2577/23.6	388-649	.598	1-4	.250	194-329	.590	250	525	775	7.1	262	8	64	127	421	56	971	8.9