



2012-13 Men's Basketball

Gregg Ellis, Assistant Media Relations Director

Humphrey Coliseum, Room 202 | 55 Coliseum Boulevard

Mississippi State, MS 39762 | Fax: 662.325.3654

Office: 662-325-3595 | Cell: 662-322-0145

E-Mail: gellis@athletics.msstate.edu | www.hailstate.com

Twitter: @mstateMBK; @msuhoopsgregg; @RickRay1

Facebook: www.facebook.com/mstateMBK

10 NCAA Appearances | 1 Final Four | 6 SEC Championships | 3 SEC Tournament Titles | 18 Postseason Appearances

At A Glance

When:..... Tuesday, Nov. 27, 2012
 Where: Starkville, Miss.
 Venue: Humphrey Coliseum (10,500)
 Time: 7 p.m.
 TV: NA
 Talent: NA
 Sirius/XM: TBA
 Series: Tied, 2-2
 Last Meeting: MSU, 120-65 (12-18-90)

2012-13 Schedule/Results

NOVEMBER

9	at Troy	L, 56-53
13	FLORIDA ATLANTIC	W, 78-58
	<i>Maui Invitational (Maui, Hawaii)</i>	
19	vs. North Carolina (ESPN2)	L, 95-49
20	vs. Marquette (ESPN2)	L, 89-62
21	vs. Texas (ESPN2)	L, 69-55
27	ALCORN STATE	7 p.m.

DECEMBER

SEC/Big East Challenge (Providence, RI)

1	at Providence (ESPN2)	11 a.m.
4	TEXAS-SAN ANTONIO	7 p.m.
15	at Loyola-Chicago	6 p.m.
22	vs. Central Arkansas [^]	2 p.m.
30	ALABAMA A&M (CSS)	3 p.m.

JANUARY

3	NEW ORLEANS (CSS)	6 p.m.
9	SOUTH CAROLINA (ESPN3)	7 p.m.
12	at Georgia (SEC Network)	12:30 p.m.
16	ALABAMA (CSS)	8 p.m.
19	at Tennessee (SEC Network)	3 p.m.
23	at Arkansas (CSS)	8 p.m.
26	FLORIDA (ESPN2)	7 p.m.
30	TEXAS A&M (CSS)	8 p.m.

FEBRUARY

2	LSU (FSN)	4:30 p.m.
6	at Ole Miss (CSS)	8 p.m.
9	at Florida (FSN)	4 p.m.
13	MISSOURI (SEC Network)	7 p.m.
16	at LSU (ESPN2)	4 p.m.
20	at Alabama (SEC Network)	7 p.m.
23	VANDERBILT (SEC Network)	12:30 p.m.
27	at Kentucky (SEC Network)	7 p.m.

MARCH

2	OLE MISS (FSN)	4 p.m.
6	at South Carolina (ESPN3)	6 p.m.
9	AUBURN (FSN)	4:30 p.m.
13-17	SEC Tournament (SEC Network/ABC)	TBA

[^] - Jackson, Miss (Mississippi Coliseum)

MISSISSIPPI STATE BULLDOGS (1-4)

Head Coach: Rick Ray (Grand View [IA], 1994)

MSU Record: 1-4, 1st year

Career Record: Same

VS



ALCORN STATE BRAVES (2-4)

Head Coach: Luther Riley (Mississippi Valley State, 1995)

ASU Record: 12-26, 2nd year

Career Record: Same

WHAT TO NOTE AS MSU PLAYS ALCORN STATE . . .

- ✓ Mississippi State and Alcorn State are meeting for the fifth time overall, with the series tied at 2-apiece. ASU won the first meeting, 80-78 in Starkville. The two last met in 1991, with the Bulldogs claiming a 120-65 win. The 120 points scored ranks as the fourth-most in school history and the third-highest in Humphrey Coliseum history.
- ✓ MSU is 20-2 against SWAC foes.
- ✓ The Bulldogs returned from Maui 0-3 with losses to North Carolina, Marquette and Texas.
- ✓ In Maui, MSU lost to North Carolina by 46 points (95-49) and then to Marquette by 27 (89-62). The last time the Bulldogs had lost two-straight games by 25-plus points was in December of 2010 — 31 to Virginia Tech (88-57) and 26 to Washington State (83-57).
- ✓ Mississippi State is looking to avoid its first 1-5 start since opening the 1950-51 campaign 1-6.
- ✓ Senior forward Wendell Lewis entered the season having made just 32 of his 70 free throw attempts (45.7 percent). This year, he's a perfect 7 of 7.
- ✓ Walk-on Tyson Cunningham played a total of 14 minutes last season. This year, he's already logged 118 minutes.
- ✓ Last season, Roquez Johnson played a total of 45 minutes and scored 1 point. In four games this year (missed the season opener at Troy due to a concussion), he's totaled 63 points in 116 minutes. He's also scored in double-digits all four games.
- ✓ MSU is back to seven scholarship players and two walk-ons with the return of junior forward Colin Borchert, who was suspended for the Maui Invitational.
- ✓ Due to injuries, MSU has lost freshmen DeAndre Applewhite (ACL) and Jacoby Davis (ACL) for the year, while junior Jalen Steele is out 6-8 weeks with a fractured wrist.

MSU'S PROJECTED STARTING 5



G•32•FR

Craig
SwordP: 5.8
R: 3.0
A: 1.0
S: 1.8

G•1•FR

Fred
ThomasP: 10.8
R: 3.4
A: 1.2
S: 1.6

G•4•SO

Trivante
BloodmanP: 8.0
R: 3.8
A: 2.6
S: 1.2

C•5•SR

Wendell
LewisP: 5.8
R: 3.8
B: 0.4
S: 0.2

F•25•SO

Roquez
JohnsonP: 15.8
R: 6.5
B: 1.3
S: 2.0

2012-13 MISSISSIPPI STATE PLAYER BREAKDOWN

Statistical Comparison			
2012-13 Stats		MSU	ASU
2012-13 Record.....		1-4	2-4
Conference Record		0-0	0-0
Scoring		59.4	64.2
Scoring Defense		73.4	67.0
Scoring Margin		-14.0	-2.8
Field Goal Pct.		38.6	40.7
Opp. FG Pct.		44.1	36.9
3-Point FG Pct.		28.8	30.0
Opp. 3-Point FG Pct.		42.1	30.3
Free Throw Pct.		62.1	59.8
Opp. FT Pct.		62.5	64.8
Rebounding Average		36.2	34.5
Opp. Rebounding Avg.		40.4	40.7
Rebound Margin		-4.2	-6.2
Assists		9.2	9.3
Turnovers		18.6	14.7
Turnover Margin		-1.2	-1.7
Steals.....		8.8	6.2
Blocked Shots.....		3.6	4.2
Statistical Leaders			
Scoring			
MSU	PPG	OPP	PPG
Johnson	15.8	Luckett	14.7
Thomas.....	10.8	Evans	13.2
Rebounding			
MSU	RPG	OPP	RPG
Ware	6.8	Nicholas	5.6
Johnson	6.5	Luckett	4.0
Assists			
MSU	APG	OPP	APG
Bloodman	2.6	Nieves	2.5
Cunningham ...	1.8	Luckett	2.2
Blocks			
MSU	BPG	OPP	BPG
Borchert	2.0	Nicholas	1.1
Johnson	1.3	Hampton	0.7
Steals			
MSU	SPG	OPP	SPG
Johnson	2.0	Evans	1.7
Borchert	2.0	Hampton	1.2
Field Goal Percentage (40 minimum)			
MSU	FG%	OPP	FG%
Johnson	51.1	Evans	40.3
Ware	50.0	Luckett	38.8
3-Point FG Percentage (5 minimum)			
MSU	3FG%	OPP	3FG%
Bloodman	60.0	Nieves	45.5
Borchert	40.0	Evans	31.9
Free Throw Percentage (7 minimum)			
MSU	FT%	OPP	FT%
Lewis	1.000	Nieves	80.0
Thomas.....	90.9	Hampton	71.4

BULLDOGS ARE 20-2 AGAINST THE SWAC

Entering Tuesday's showdown against Alcorn State, the Bulldogs are a dominant 20-2 against the 10 teams that currently comprise the South-western Athletic Conference.

Mississippi State has played every league foe except Grambling and Southern.

The most common teams MSU has played are Jackson State (4-0), Alabama A&M (4-0) and Alcorn State (2-2).

The last SWAC team MSU faced was Alabama State in December of 2010, a game the Bulldogs won, 67-46.

The Braves are the first of two SWAC teams MSU faces this year as Alabama A&M visits Humphrey Coliseum on Dec. 30 in a game televised by CSS.

NOVEMBER DOMINANCE LAST 25 YEARS

Dating back to the 1987-88 season when Richard Williams was over-seeing the program, Mississippi State owns a composite ledger of 79-25 (.760) in November.

SCOUTING ALCORN STATE

Alcorn State comes to Starkville after claiming a 69-65 overtime win against Samford last Thursday to improve to 2-4 on the season.

Down 32-28 at the break, the Braves rallied to in the second half to force overtime.

ASU hit 24 of its 56 shots from the floor and were 7 of 19 from 3-point range.

Defensively, the Braves held the Bulldogs to 37.3 percent shooting (22-59), while forcing 14 turnovers and being credited with 9 steals.

LeAntwan Luckett led Alcorn State with 24 points on 8-of-20 shooting, while Anthony Evens totaled 17 points to round out the double-digit scor-ing.

On the boards, Josh Nicholas grabbed a team-high 10 rebounds and was just one point shy of a double-double.

LAST TIME OUT FOR MSU . . .

Mississippi State concluded play at the Maui Invitational with a 69-55 setback to Texas.

Playing its third game in as many days, the Bulldogs hit just 17 of its 51 shots, but were 4 of 11 beyond the arc.

Defensively, MSU forced a season-high 22 turnovers and collected 12 steals, six by Roquez Johnson.

Johnson was just as effective on the offensive end, scoring a team-high 18 points on 7-of-12 shooting while hauling in 16 rebounds. He also had one blocked shot.

Also in double figures was Fred Thomas with 10 points.
On the boards, Gavin Ware paced the Bulldogs with 7 rebounds.

MSU-ASU SERIES HISTORY










Despite being in the same state, Mississippi State and Alcorn State are meeting for just the fifth time.

And the two haven't played since December of 1990 when the Bulldogs claimed a 120-65 win at Humphrey Coliseum. That output was the fourth most in school history and the third highest in Humphrey Coliseum his-tory.

The two first met in the 1978 NIT, with the Braves upsetting MSU at the Hump, 80-78.

The Bulldogs' first win in the series came the following year at the Babe McCarthy Tip-Off Tournament in Biloxi, with Mississippi State claiming a 83-80 victory. Later that same season, however, Alcorn State won 82-75 at the Senior Bowl Tournament in Mobile.

2012-13 MISSISSIPPI STATE PLAYER BREAKDOWN

0		JALEN STEELE • Jr • G • 6-3 • 194 • Knoxville, TN	❖Leading returning scorer from last year. ❖Scored team-high 16 points at Troy. ❖Suffered a fractured wrist against FAU and is out 6 weeks.
1		FRED THOMAS • Fr • G • 6-5 • 191 • Jackson, MS	❖Became fourth true freshman since 2005 to start on opening day. ❖Has made 10-straight free throws. ❖Scored in double-digits three times.
3		COLIN BORCHERT • Jr • F • 6-8 • 231 • Phoenix, AZ	❖Started at Troy and scored game's first five points. ❖Suspended for Maui Invitational.
4		TRIVANTE BLOODMAN • So • G • 6-0 • 182 • Bronx, NY	❖Had 11 points at Troy in debut. ❖Dished out 7 assists vs. FAU. ❖Has made his last three 3-point shots.
5		WENDELL LEWIS • Sr • C • 6-9 • 258 • Selma, AL	❖Led MSU in blocks the last two years with 30 each season. ❖Had season high 10 points and 6 boards vs. UNC in Maui.
20		GAVIN WARE • Fr • F • 6-9 • 270 • Starkville, MS	❖Led SHS to Class 6A title in 2010. ❖Opened MSU career with 10 points in both games. ❖Scored in double-digits three times.
24		TYSON CUNNINGHAM • Jr • F • 6-3 • 194 • Columbus, MS	❖Appeared in 10 games last season and logged 15 minutes. ❖Scored first-career points against FAU. ❖Career game vs. Texas with 5 points.
25		ROQUEZ JOHNSON • So • F • 6-7 • 210 • Montgomery, AL	❖Scored 10-plus in all games. ❖Didn't play at Troy due to a concussion. ❖Scored career-high 18 points vs. Texas. ❖Had six steals vs. Longhorns.
32		CRAIG SWORD • Fr • G • 6-3 • 189 • Montgomery, AL	❖Earned Alabama Mr. Basketball honors last season and was named the 6A Alabama player of the year. ❖Had 7 points against vs. Marquette.

2012-13 MISSISSIPPI STATE NOTES

JOHNSON DEFENSIVE INTENSITY
■ Sophomore forward Roquez Johnson had one of the best defensive efforts by any MSU player for several years last Wednesday against Texas in Maui.
The Montgomery, Ala., native collected a game-high 6 steals and became the first Bulldog player to have that many since Phil Turner had the same at South Carolina on Feb. 18, 2009.

BULLDOGS FINISH 0-3 IN MAUI
■ Thanksgiving week, Mississippi State traveled across the Pacific to play in the prestigious Maui Invitational where it went 0-3 with losses to North Carolina, Marquette and Texas.
In the three contests, the Bulldogs were 54-163 shooting from the floor and 11-40 beyond the arc. In addition, opponents won the battle of the boards, 126-108.
State also had 61 turnovers and forced 48. The Bulldogs were credited with 22 steals.
Roquez Johnson led MSU with 15.3 points while Fred Thomas averaged 11.3.

BULLDOGS OPENED TROY'S NEW ARENA
■ The season opener between Mississippi State and Troy on Nov. 9 marked the grand opening of Trojan Arena, Troy's new \$40 million basketball facility.
Historical matchups such as these are not uncommon for MSU.
While they weren't debuts, Mississippi State has been a part of two games that closed out arenas.
The first came in 1976, when the Bulldogs lost 94-93 in overtime to Kentucky in the final game at Memorial Coliseum in Lexington.
Then in 2002, MSU defeated South Carolina 64-47 in the final game at Carolina Coliseum.

STEELE EXTENDS FREE THROWS MADE STREAK TO 23 STRAIGHT
■ With his 4-of-4 performance at the free throw line at Troy, junior guard Jalen Steele has now made 23-straight free throws dating back to last season.
His last miss came with 5:13 to play against Northwestern State on Dec. 22, 2011.

BULLDOGS 2012-13 ROSTER FEATURES A LOT OF NEW FACES
■ The Bulldogs opened the regular season at Troy with a roster that featured seven new players.
Only five players return from last year's squad that posted 21 wins, a total that includes walk-ons Baxter Price and Tyson Cunningham. The other three returnees are Wendell Lewis, Roquez Johnson and Jalen Steele.
Of the seven newcomers this season, five are freshmen.

INCOMING FRESHMEN APPLEWHITE, DAVIS OUT FOR THE ENTIRE SEASON
■ Incoming freshman point guard Jacoby Davis and DeAndre Applewhite will miss the entire season after tearing their ACLs.
Applewhite's setback, which also includes a torn meniscus, happened in early November, while Davis' injury occurred back in July.
Davis was Rick Ray's first signee and he came to MSU after averaging 21 points and 5 assists at St. John's Military Academy in Wisconsin. Applewhite came to MSU following a stellar career at Central High School in Memphis.
In addition, Jalen Steele is out until mid-January with a fractured wrist suffered against Florida Atlantic.
He also suffered a cut above the eye that required eight stitches.



LONG-TIME TEAMMATES
■ Craig Sword and Roquez Johnson are more than just college teammates. The two prepped together at G.W. Carver High School in Montgomery, Ala., as well.
In back-to-back seasons, they advanced to the semifinals and championship games of the state playoffs.

NBA DRAFT TAKES ARNETT MOULTRIE
■ This past June, Arnett Moultrie became the second MSU player to be drafted in the NBA in the last three years.
Moultrie, an All-SEC standout who played at Mississippi State just one season after transferring from UTEP, was the 27th overall pick by the Miami Heat. However, moments after the selection, the Heat traded the Memphis native to Philadelphia.
Moultrie was the first MSU player taken in the first round since 1996, when Erick Dampier (Indiana, 10th) and Dontae' Jones (New York, 21st) were both drafted.

A WIN AGAINST ASU WOULD . . .
✓ Snap the Bulldogs' three-game losing streak.
✓ Give MSU a 2-0 home record.
✓ Prevent MSU from starting a season 1-4 for the first time since 1950-51.
✓ Improve the Bulldogs' record to 21-2 against the SWAC.
✓ Give MSU its second win this year.

WHAT THE LOSS VS. TEXAS DID . . .
✓ Extended MSU's losing streak to three games.
✓ Gave MSU a 1-4 record for first time since 1950-51.
✓ Made MSU 0-3 in Maui.
✓ MSU fell to 3-5 all-time against Texas.
✓ MSU fell to 13-13 vs. Big 10 foes.

NEXT TWO UP FOR MSU . . .

PROVIDENCE	TEXAS-SAN ANTONIO
WHEN: Saturday, Dec. 1, 2012	WHEN: Tuesday, Dec. 4, 2012
TIME: 11 a.m.	TIME:7 p.m.
WHERE: Dunkin Donuts Center	WHERE: Humphrey Coliseum
TV:ESPN2	TV:NA
SERIES: First Meeting	SERIES: First Meeting
LAST MEETING:NA	LAST MEETING:NA
	

SIGNING DAY/MSU BY THE NUMBERS

Bulldogs Land Four Standouts In Early Signing Period

STARKVILLE, Miss. – First year Mississippi State coach Rick Ray took advantage of the early signing period and landed four outstanding players who are expected to contribute immediately next season — Imara “I.J.” Ready, Travis Daniels, Fallou Ndoye and Quantel Denson.

Ready is a 5-foot-11 guard out of Little Rock whose high school coach Al Flanigan is the father of MSU assistant Wes Flanigan. Denson, a native of Grandview, Mo., is currently a power forward at Mineral Area Community College, while Daniels is a forward at Shelton State. Ndoye, a native of Senegal, is a 6-11 forward currently at Findley College Prep School in Las Vegas.

“First of all, I want to commend my staff for putting together a terrific recruiting class,” Ray said. “Wes, George (Brooks), and Chris (Hollender) all played significant roles in us recruiting and landing these outstanding student-athletes. It is rare in this business that you identify your top targets and are able to recruit and sign those same top targets, and my staff was successful in getting it done.”

IMARA READY

Ready has led Parkview Magnet High School to back-to-back Arkansas 6A State Championship titles the last two years. In the 2012 title game, he paced Parkview with 21 points, five assists and four steals in a 69-65 double-overtime victory.

As a junior, Ready averaged 20.1 points, 5.2 assists and four steals. A year earlier, Ready registered 17 points, seven assists and five rebounds a contest as a sophomore.

During the summer of 2012, Ready played for coach Billy Ingram’s Arkansas Hawks AAU program. The Hawks claimed runner-up honors at the prestigious Adidas Fab 48 in Las Vegas, while Ready averaged 25 points and seven assists during the summer.

Ready also held offers from Alabama, Nebraska, Oregon, Texas Tech and Arkansas-Little Rock.

“He’s just a flat out winner,” Ray said. “I.J. has a competitive fire and spirit that will really help our team next year and for years to come. I am excited about the talent and intangibles he will provide for us. Our team will love playing with him because he is a consummate play maker.

TRAVIS DANIELS

Daniels will add much needed experi-

ence to the young Bulldog squad.

During his freshman campaign at Shelton State, Daniels lead coach Barry Mohun’s Buccaneers to a 28-4 record and a runner-up finish in the Alabama Community College Conference Tournament.

So far this season, he’s averaging 17 points and 4 rebounds as his team has posted a 2-0 ledger.

The 6-8 forward prepped at Russellville High School where he averaged a double-double his senior year. As a junior, he played at Woodrow Wilson High School, leading the team in points per game (18.8) and rebounds per game (3.0).

The Russellville, Ala., native selected the Bulldogs over Southern Miss, Western Kentucky and Wichita State.

“Travis is a young man that can dribble, pass, and shoot,” Ray said. “It seems simple but not many players at his size can do all three equally well. He is a jack of all trades that can play multiple positions and affect the game in many ways.”

QUANTEL DENSON

Denson, a 6-foot-9 forward, spent his freshman year at Hutchinson Community College in Kan., before transferring to Mineral Area Community College in Park Hills, Mo., this past year.

Already this year he’s hit two game-winning shots for the Cardinals.

“This kid can really shoot the three well and knows how to handle the ball,” Tate said.

Prior to his college journey, Denson was ranked fourth in the state as a senior at Grandview High School. The standout averaged 14.4 points and 9.5 rebounds per game during his last year for the Bulldogs, tallying 316 points.

“Quantel is a rare talent because of his versatility, skill and length,” Ray said. “He can do a lot of different things on the court that will help your team win. He is a match-up problem for the opposing team because of his unique gifts.”

Fallou Ndoye

Ndoye is in his first year at Findley after spending last season at Faith Baptist in Brandon, Fla.

Through the first seven games, he’s averaged 7 points and 7 rebounds for a team that uses an 11-man rotation.

“Fallou was our No. 1 target in filling our frontcourt needs,” Ray said. “He has a long, big, active body that will continue to get better because he plays and works hard”

MSU BY THE NUMBERS

3

MSU has played schools from three different BCS conferences.

6

Roquez Johnson is tied for 6th in the SEC with 2.0 steals a game.

12

Roquez Johnson ranks 12th in the SEC in scoring at 15.8.

13

Gavin Ware is tied for 13th in the SEC with 6.8 boards an outing.

MSU COACH RICK RAY

Head Coach Rick Ray

- On April 1, 2012, Rick Ray was named the 19th head coach in Mississippi State history.
- On the staff of three different teams that have advanced to the NCAA Tournament — Indiana State, Purdue and Clemson.
- As an assistant at Clemson for two years, the Tigers won 38 games and advanced to the second round of the NCAA Tournament in 2011.
- During his time at Purdue as an assistant, the Boilermakers won 103 games in four years.
- All four teams at Purdue earned a berth in the NCAA Tournament, with the last two advancing to the Sweet 16.
- The 2009 Purdue team won 28 games and the Big 10 Tournament en route to garnering a No. 5 seed.
- While at Purdue, Ray was an assistant with second-year Tennessee coach Cuonzo Martin.
- The 2007 Purdue recruiting was considered one of the tops in the country, earning national rankings of No. 5 and No. 6 by Scout and Rivals, respectively.
- Ray was an assistant at Indiana State for seven years.
- In 2000 and 2001, the Sycamores won 20-plus games and made the NCAA Tournament.
- In 2000, the ISU won the Missouri Valley Conference regular-season title with a 14-4 ledger.
- In 2001, Indiana State won the MVC Tournament before upsetting Oklahoma in the first round of the NCAA Tournament.
- Ray also spent two seasons at Northern Illinois (2005 and 2006).
- Ray’s first coaching job was at Nebraska-Omaha.
- Ray and his wife, Breyana, have a son, Deacon and a daughter, Katriece.



First-Year Coaches In The SEC

Here is a look at how first-year SEC coaches opened their respective tenures . . .

School	Coach	Opponent	Score	Date
Alabama	Anthony Grant	Cornell	L, 71-67	11/14/09
Arkansas	Mike Anderson	USC-Upstate	W, 83-63	11/11/11
Auburn	Tony Barbee	UNC-Asheville	L, 70-69 (OT)	11/12/10
Florida	Billy Donovan	UCF	W, 80-63	11/22/96
Georgia	Mark Fox	New Orleans	W, 67-59	11/17/09
Kentucky	John Calipari	Morehead State	W, 75-59	11/13/09
Ole Miss	Andy Kennedy	Mississippi Valley St.	W, 72-49	11/10/06
Missouri	Frank Haith	Southeast Missouri St.	W, 83-68	11/11/11
Tennessee	Cuonzo Martin	UNC-Greensboro	W, 92-63	11/11/11
Texas A&M	Billy Kennedy	Liberty	W, 81-59	11/09/11
Vanderbilt	Kevin Stallings	Belmont	W, 72-55	11/23/99

.....

How First-Year MSU Coaches In Modern Era Have Fared . . .

Coach	Opponent	Score	Date
Paul Gregory	Vanderbilt	W, 51-45	12/5/47
Babe McCarthy	Howard College	W, 108-65	12/2/55
Joe Dan Gold	Northeast Louisiana	L, 72-78 (OT)	12/2/65
Kermit Davis	Louisiana College	W, 73-54	12/1/70
Ron Greene	Biscayne	W, 95-78	11/26/77
Jim Hatfield	South Alabama	W, 86-78	11/30/78
Bob Boyd	Auburn-Montgomery	W, 68-43	11/27/81
Richard Williams	Illinois Wesleyan	W, 83-78	11/29/86
Rick Stansbury	Ark.-Pine Bluff	W, 105-53	11/17/98

GENERAL INFORMATION

Location: _____ Starkville, Mississippi
Founded: _____ February 28, 1878
Enrollment: _____ 20,424
Conference: _____ SEC
Nickname: _____ Bulldogs
Colors: _____ Maroon (PMS 202) & White
Arena: _____ Humphrey Coliseum (10,500)
President: _____ Dr. Mark E. Keenum
Director of Athletics: _____ Scott Stricklin
Faculty Representative: _____ Dr. Steven C. Turner

BASKETBALL HISTORY

First Year of Basketball: _____ 1908-09
Number of Seasons: _____ 101
All-Time Record: _____ 1,311-1,086
All-Time SEC Record: _____ 551-697
Total Number of Head Coaches: _____ 19
Humphrey Coliseum Record: _____ 382-144
20-Win Seasons: _____ 17
NCAA Tournament Appearances: _____ 10
NCAA Tournament Record: _____ 11-10
NCAA Tournament Final Fours: _____ 1
(1996, lost to Syracuse 77-69 in semis)
NIT Appearances: _____ 8
NIT Record: _____ 7-8
NIT Final Fours: _____ 1
(2007, lost 63-62 to West Virginia in semis)
SEC Championships: _____ 6
(2004, 1991, 1963, 1962, 1961, 1959)
SEC Tournament Championships: _____ 3
(2009, 2002 and 1996)
SEC Tournament Record: _____ 27-49
SEC Western Division Titles: _____ 7
(2010, 2008, 2007, 2004, 2003, 1996, 1995)

BASKETBALL STAFF

Head Coach: _____ Rick Ray
Alma Mater, Year: _____ Grand View College, 1994
Record at MSU/Years: _____ 1-4
Career Record/Years: _____ Same
Phone: _____ 662-325-3800
Assistant Coach: _____ Wes Flanigan
Assistant Coach: _____ Chris Hollender
Assistant Coach: _____ George Brooks
Director of Operations: _____ Adam Gordon
Video Coordinator: _____ Adam Bauman
Strength Coach: _____ Richard Akins
Athletic Trainer: _____ Scotty Johnson
Graduate Manager: _____ Nick Lagroon
Administrative Asst.: _____ Suzanne Cook
Media Relations Contact: _____ Gregg Ellis
Office Phone: _____ 662-325-3595
Cell Phone: _____ 662-322-0145
Fax: _____ 662-325-3654
Email: _____ gellis@athletics.msstate.edu

TEAM INFORMATION

2011-12 Overall Record _____ 21-12
2011-12 SEC Record _____ 8-8
SEC Finish: _____ T6th
National Ranking: _____ n/a
Starters Returning/Lost: _____ 1/5
Letterwinners Returning/Lost: _____ 5/10
Newcomers: _____ 7
Roster (Sr./Jr/So./Fr.): _____ (2/3/2/5)

MSU KNOWS HOW TO WIN GAMES AT ‘THE HUMP’

Over the course of the last decade, Mississippi State’s Humphrey Coliseum has become a difficult venue for opposing teams. With the 14-4 mark last year, coupled with the 1-0 record this year, the Bulldogs look to reach twin-digit home wins for the 15th-straight season.
The Bulldogs have compiled a 36-season composite record of 382-144 (.726) at “The Hump” since Mississippi State’s basketball facility opened prior to the 1975-76 campaign.

TRACKING MSU’S HOME SUCCESS UNDER RICK RAY

Season	Overall		SEC		Non-SEC	
	Record	Win %	Record	Win %	Record	Win %
2012-13	1-0	1.000			1-0	1.000
Totals	1-0	1.000			1-0	1.000

A LOOK AT THE HISTORY OF HUMPHREY COLISEUM



LARGEST CROWDS AT THE HUMP		
Crowd	Opponent	Date
10,788	Kentucky	2-16-10
10,735	Ole Miss	2-7-04
10,645	Ole Miss	2-23-02
10,541	Florida	1-7-03
10,458	Auburn	3-2-04
10,437	Alabama	2-21-04
10,432	Alabama	3-5-05
10,432	Kentucky	1-13-04
10,429	Ole Miss	2-15-03
10,421	Ole Miss	1-26-08
10,412	Ole Miss	1-13-09
10,364	Ole Miss	2-9-12
10,338	Florida	1-24-07
10,315	Kentucky	1-9-96

INDIVIDUAL MSU RECORDS AT THE HUMP	
Most Points Scored 40, Rickey Brown (Auburn, 3-7-77)	
Most Rebounds 24, Wiley Peck (Alabama, 1-27-79)	
Most Assists 15, Al Perry (Vanderbilt, 1-29-77)	
TEAM MSU RECORDS AT THE HUMP	
Most Points Scored 123, Troy State (12-5-95)	
Most Rebounds 75, Mississippi Valley St. (11-21-00)	
Most Consecutive Wins 14, 1-22-03 to 1-10-04	

MISSISSIPPI STATE ROSTER/MEDIA INFORMATION

Media Information

Credentials

◆Media members may obtain both season credentials and game-by-game passes by contacting Gregg Ellis at 662.325.3595.

Radio Network

◆Bulldog fans can catch all of MSU's games on the radio with the veteran broadcast talent of Jim Ellis (play-by-play), along with Bart Gregory serving as the color analyst.

There will also be a 30-minute pregame show featuring first-year coach Rick Ray along with a post-game show as well.

Rick Ray Show

◆Making its debut this year is "Mississippi State Basketball with Rick Ray" a 30-minute television program featuring MSU's first-year coach Rick Ray and his 2012-13 squad.

Hosted by veteran sports-caster Jim Ellis, the weekly show will feature game highlights, player interviews, scouting reports on upcoming opponents and courtside profiles showcasing interesting aspects of the MSU basketball program.

Under the direction of producer/director Bennie Ashford, the 30-minute television program is a production of the Bulldog Sports Network in conjunction with the Mississippi State University Television Center. The first show airs in January.

SEC Teleconference

◆The SEC's weekly teleconference is every Monday and will be coordinated through the SEC media relations office. To participate, contact Craig Pinkerton of the SEC at 205-458-3038. Rick Stansbury is scheduled for 11:17 a.m. CT.

Social Networking

◆Media and Bulldog fans can follow MSU tweets this year at both @msuhoopsgregg and @mstateMBK, in addition to @RickRay1.

You can also follow MSU basketball daily on the blog at mstatembk.posterous.com for features, opponent information or game recaps, in addition to other features of interest.

2012-13 Mississippi State Roster

Numerical Roster							
No.	Name	Pos.	Ht.	Wt.	Yr.	Exp.	Hometown
0	Jalen Steele	G	6-3	194	Jr.	2L	Knoxville, TN (Fulton HS)
1	Fred Thomas	G	6-5	191	Fr.	HS	Jackson, MS (Jim Hill HS)
2	DeAndre Applewhite	G	6-5	217	Fr.	HS	Memphis, TN (Central HS)
3	Colin Borchert	F	6-8	231	Jr.	JC	Phoenix, AZ (East Miss CC)
4	Trivante Bloodman	G	6-0	182	So.	JC	Bronx, NY (Olney Central College)
5	Wendell Lewis	C	6-9	258	Sr.	3L	Selma, AL (Selma HS)
11	Jacoby Davis	G	6-1	191	Fr.	HS	Charlotte, NC (West Charlotte HS)
15	Baxter Price	G	5-10	169	Sr.	3L	Brandon, MS (Northwest Rankin HS)
20	Gavin Ware	F	6-9	270	Fr.	HS	Starkville, MS (Starkville HS)
24	Tyson Cunningham	G	6-3	194	Jr.	1L	Columbus, MS (Columbus HS)
25	Roquez Johnson	F	6-7	210	So.	1L	Montgomery, AL (G.W. Carver HS)
32	Craig Sword	G	6-3	189	Fr.	HS	Montgomery, AL (G.W. Carver HS)
Alphabetical Roster							
No.	Name	Pos.	Ht.	Wt.	Yr.	Exp.	Hometown
2	DeAndre Applewhite	G	6-5	217	Fr.	HS	Memphis, TN (Central HS)
4	Trivante Bloodman	G	6-0	182	So.	JC	Bronx, NY (Olney Central College)
3	Colin Borchert	F	6-8	231	Jr.	JC	Phoenix, AZ (East Miss CC)
24	Tyson Cunningham	G	6-3	194	Jr.	1L	Columbus, MS (Columbus HS)
11	Jacoby Davis	G	6-1	191	Fr.	HS	Charlotte, NC (West Charlotte HS)
25	Roquez Johnson	F	6-7	210	So.	1L	Montgomery, AL (G.W. Carver HS)
5	Wendell Lewis	C	6-9	258	Sr.	3L	Selma, AL (Selma HS)
15	Baxter Price	G	5-10	169	Sr.	3L	Brandon, MS (Northwest Rankin HS)
0	Jalen Steele	G	6-3	194	Jr..	2L	Knoxville, TN (Fulton HS)
32	Craig Sword	G	6-3	189	Fr.	HS	Montgomery, AL (G.W. Carver HS)
1	Fred Thomas	G	6-5	191	Fr.	HS	Jackson, MS (Jim Hill HS)
20	Gavin Ware	F	6-9	270	Fr.	HS	Starkville, MS (Starkville HS)

HEAD COACH:

ASSISTANTS:

OPERATIONS:

STRENGHT & CONDITIONG:

TRAINER:

Rick Ray (Grand View College [IA], 1994; 1st year)

Wes Flanigan (Auburn, 1997; 1st year)

Chris Hollender (Evansville, 1998; 1st year)

George Brooks (Mississippi State, 1997; 3rd year)

Adam Gordon (Tampa, 2006; 1st year)

Richard Akins

Scotty Johnson

Prounciation Guide

TRIVANTE BLOODMAN: TRA-VON-TAY

COLIN Borchert: BORE-CHERT

WENDELL LEWIS: WIN-DELL

JALEN STEELE: JAY-LEN

MISSISSIPPI STATE BY THE NUMBERS

GAME-BY-GAME SPECIALTY STATS (MSU First)						GAME-BY-GAME LEAD/DEFICIT			
<i>Opponent</i>	<i>Bench</i>	<i>Paint</i>	<i>Off TO</i>	<i>2nd Chance</i>	<i>Fast Break</i>	<i>Opponent</i>	<i>Largest Lead</i>	<i>Largest Deficit</i>	<i>Final Score</i>
Troy	12/27	24/14	15/18	9/8	12/27	Troy	5-0 (16:27, 1st)	14-30 (4:59, 1st)	L/56-53
Florida Atlantic	40/19	48/18	31/11	10/17	8/4	Florida Atlantic	73-43 (6:09, 2nd)	10-11 (13:24, 1st)	W/78-58
North Carolina	8/51	22/36	13/34	6/24	6/18	North Carolina	Never Led	42-91 (2:00, 2nd)	L/95-49
Marquette	11/46	28/48	11/37	18/20	9/16	Marquette	Never Led	56-87 (2:05, 2nd)	L/87-62
Texas	13/26	24/28	20/24	16/9	6/7	Texas	2-0 (19:02, 1st)	39-64 (7:14, 2nd)	L, 69-55
Alcorn State						Alcorn State			
Providence						Providence			
Texas-San Antonio						Texas-San Antonio			
Loyola-Chicago						Loyola-Chicago			
Central Arkansas						Central Arkansas			
Alabama A&M						Alabama A&M			
New Orleans						New Orleans			
South Carolina						South Carolina			
Georgia						Georgia			
Alabama						Alabama			
Tennessee						Tennessee			
Arkansas						Arkansas			
Florida						Florida			
Texas A&M						Texas A&M			
LSU						LSU			
Ole Miss						Ole Miss			
Florida						Florida			
Missouri						Missouri			
LSU						LSU			
Alabama						Alabama			
Vanderbilt						Vanderbilt			
Kentucky						Kentucky			
Ole Miss						Ole Miss			
South Carolina						South Carolina			
Auburn						Auburn			
SEC Tournament						SEC Tournament			

.....

MISSISSIPPI STATE BY THE NUMBERS

MSU’S 2012-13 RECORD WHEN . . .

Leads at Halftime.....	1-0
Trails at Halftime.....	0-4
Is Tied at Halftime.....	0-0
Shoots 45% or better from the field.....	1-0
Shoots less than 45% from the field.....	0-4
Opp. shoots less than 45% from the field.....	1-1
Opp. shoots 45% or better from the field.....	0-3
Outrebounds (or ties) the opponent.....	0-0
Outrebounded by the opponent.....	1-4
Fewer (or ties) TOs than opponent.....	1-1
More TOs than opponent.....	0-3
Holds opponents to 65 points or less.....	1-1
In games decided by 10 points or less.....	0-1

MSU’S 2012-13 RECORD IN . . .

All Games.....	1-4
Home Games.....	1-0
Road Games.....	0-1
Neutral-sites.....	0-3
Non-SEC Games.....	1-4
Non-SEC Home Games.....	1-0
Non-SEC Road Games.....	0-1
Non-SEC Neutral-site Games.....	0-3
SEC Games.....	0-0
SEC Home Games.....	0-0
SEC Road Games.....	0-0
SEC Tournament.....	0-0
November Games.....	1-4
December Games.....	0-0
January Games.....	0-0
February Games.....	0-0
March Games.....	0-0
Monday Games.....	0-1
Tuesday Games.....	1-1
Wednesday Games.....	0-1
Thursday Games.....	0-0
Friday Games.....	0-1
Saturday Games.....	0-0
Sunday Games.....	0-0
Overtime Games.....	0-0
Television Games.....	0-3
Games vs. Ranked Opponents.....	0-1

MISC. 2012-13 TEAM STATS

Largest Lead Surrendered in Loss:
5, at Troy (11-09-12)

Largest Deficit Overcome in Win:
1, vs. Florida Atlantic (11-13-12)

Largest Lead at Anytime:
30, vs. Florida Atlantic (11-13-12)

Largest Deficit Anytime:
49, vs. North Carolina (11-19-12)

MISCELLANEOUS MSU INDIVIDUAL STATISTICS

Games Scoring in Double Figures: Johnson 4, Thomas 3, Ware 3, Bloodman, Lewis, Steele
Games Scoring 20-plus Points:
Games Scoring 30-plus Points:
Games Rebounding in Double Figures:
Games With Double Figures in Assists:
Games With Double-Doubles:
Games With Triple-Doubles:
Games As Team High Scorer (or co-leader): Johnson 3, Thomas, Steele
Games As Team High Rebounder (or co-leader): Ware 4, Johnson 2, Steele, Bloodman
Games As Team Leader in Assists (or co-leader): Bloodman 3, Sword 2, Cunningham 2,
Thomas 2, Borchert, Steele
Games As Team Leader in Steals (or co-leader): Thomas 2, Bloodman 2, Johnson 2, Steele
Sword, Ware, Cunningham
Games As Team Leader in Blocks (or co-leader): Borchert 2, Ware 2, Johnson 2, Lewis,
Thomas
Games As Team Leader in Turnovers (or co-leader): Sword 4, Lewis, Thomas, Sword,
Johnson

MSU’S RECORD BY STARTING LINEUP

Steele, Bloodman, Thomas, Borchert, Lewis.....	1-1
Sword, Bloodman, Thomas, Johnson, Lewis.....	0-3

GAME-BY-GAME STARTERS

<i>Opponent</i>	<i>Date</i>	<i>Guard</i>	<i>Guard</i>	<i>Guard</i>	<i>Forward</i>	<i>Foward</i>	<i>Record</i>
Troy	11/09/12	Steele	Bloodman	Thomas	Lewis	Borchert	0-1
Florida Atlantic	11/13/12	Steele	Bloodman	Thomas	Lewis	Borchert	1-1
North Carolina	11/19/20	Sword	Bloodman	Thomas	Lewis	Johnson	1-2
Marquette	11/20/12	Sword	Bloodman	Thomas	Lewis	Johnson	1-3
Texas	11/21/12	Sword	Bloodman	Thomas	Lewis	Johnson	1-3
Alcorn State							
Providence							
Texas-San Antonio							
Loyola-Chicago							
Central Arkansas							
Alabama A&M							
New Orleans							
South Carolina							
Georgia							
Alabama							
Tennessee							
Arkansas							
Florida							
Texas A&M							
LSU							
Ole Miss							
Florida							
Missouri							
LSU							
Alabama							
Vanderbilt							
Kentucky							
Ole Miss							
South Carolina							
Auburn							
SEC Tournament							

2012-13 Win-Loss Differential

Diff.	1	2	3	4	5	6	7	8	9	10	11	12	13	14	15	16	17	18	19	20	21	22	23	24	25+
Won																				1					
Lost		1												1											2

MISSISSIPPI STATE BY THE NUMBERS

Points Scored

Date	Opponent	Points
11/23/99	ARK-PINE BLUFF	107
12/10/11	TROY	106
12/05/09	ST. BONAVENTURE	105
03/02/04	AUBURN	105
11/17/98	vs. Ark-Pine Bluff	105
12/15/05	vs. Jacksonville St.	104
12/20/04	FLORIDA A&M	104
12/15/01	vs. LA-Monroe	104
11/19/08	NORTH ALABAMA	102
11/30/00	ALABAMA A&M	102
03/17/07	BRADLEY	101

Field Goals Made

Date	Opponent	Total
12/15/01	vs. LA-Monroe	45
11/17/01	NICHOLLS STATE	45
12/10/11	TROY	40
03/02/04	AUBURN	40
12/02/02	ALABAMA A&M	40
03/17/07	BRADLEY	39
12/15/05	vs. Jacksonville St.	38
11/23/99	ARK-PINE BLUFF	38
11/17/98	vs. Ark-Pine Bluff	38

Field Goals Attempted

Date	Opponent	Total
11/21/00	MISS VALLEY STATE	83
02/21/09	@ Alabama	80
02/13/10	AUBURN	79
11/17/01	NICHOLLS STATE	79
02/10/01	@ Kentucky	78
02/11/09	LSU	77
12/15/01	vs. LA-Monroe	77
03/05/05	ALABAMA	76
11/17/98	vs. Ark-Pine Bluff	76
12/10/05	TROY	75
11/21/99	ALABAMA A&M	75

Rebounds

Date	Opponent	Rebounds
11/21/00	MISS VALLEY STATE	75
11/21/98	vs. NW. State	66
11/17/98	vs. Ark-Pine Bluff	64
12/16/09	@ Houston	59
12/22/04	vs. Jacksonville St.	59
11/21/99	ALABAMA A&M	58
12/10/05	TROY*	58
03/06/04	@ Alabama*	56
11/30/00	ALABAMA A&M	56
12/07/02	LOUISIANA TECH	56
12/15/05	vs. Jacksonville St.	56

3-Pointers Made

Date	Opponent	Total
12/10/11	TROY	16
12/05/09	ST. BONAVENTURE	16
02/07/09	ARKANSAS	16
12/12/10	North Carolina A&T	15
12/22/09	vs. Centenary	14
02/03/09	@ Kentucky	14
01/05/09	WEST. KENTUCKY	14
12/03/05	SANTA CLARA*	14
03/02/04	AUBURN	14
03/04/00	ALABAMA	14
02/03/07	LSU	13
11/21/04	NICHOLLS STATE	13
03/03/01	SOUTH CAROLINA	13
12/11/99	CENTENARY	13

3-Pointers Attempted

Date	Opponent	Total
02/21/09	@ Alabama**	39
02/16/10	KENTUCKY*	35
02/14/09	@ Auburn	35
11/21/04	NICHOLLS STATE	35
02/13/10	AUBURN*	34
02/03/10	@ Vanderbilt	34
03/03/10	@ Auburn	33
12/10/05	TROY*	33
03/06/10	TENNESSEE	32
12/10/11	TROY	31
01/16/10	GEORGIA	31

Free Throws Made

Date	Opponent	Total
02/11/09	LSU	41
12/08/01	ARKANSAS STATE	33
12/28/00	vs. LA-Lafayette	33
02/27/02	ARKANSAS	32
01/27/01	OLE MISS	32
02/07/04	OLE MISS	31
01/15/05	ARKANSAS	30
11/21/01	ARKANSAS-LR	30
03/16/10	vs. Jackson State	29
12/22/08	vs. Nicholls State	29
12/20/04	FLORIDA A&M	29
02/07/01	ALABAMA	29

Free Throws Attempted

Date	Opponent	Total
02/11/09	LSU	52
11/21/01	ARKANSAS-LR	48
02/27/02	ARKANSAS	45
12/08/01	ARKANSAS STATE	44
01/27/01	OLE MISS	44
12/06/03	UAB	43
02/12/05	VANDERBILT	42
11/21/00	MISS VALLEY STATE	42
11/29/06	CHARLOTTE	41
02/07/04	OLE MISS	40
12/28/00	vs. LA-Lafayette	40

NOTE: The above categories are MSU highs with Rick Stansbury at the helm.

MSU Season and Career Totals

	2012-13	Career
Double-Figure Scoring		
Jalen Steele	1 (0-1)	15 (9-6)
Gavin Ware	3 (1-2)	3 (1-2)
Trivante Bloodman	1 (0-1)	1 (0-1)
Roquez Johnson	4 (1-3)	4 (1-3)
Craig Sword	1 (1-0)	1 (1-0)
Fred Thomas	3 (1-2)	3 (1-2)
Wendell Lewis	1 (0-1)	3 (2-1)

20-Plus Point Games

30-Plus Point Games

10-Plus Rebound Games		
Wendell Lewis		1 (1-0)

Double-Doubles		
Wendell Lewis		1 (1-0)

3-Plus 3-Point Games		
Fred Thomas	2 (1-1)	2 (1-1)
Jalen Steele		9 (5-4)

10-Plus 3-Point Attempt Games		
Thomas	1 (0-1)	1 (0-1)

3-Plus Steal Games		
Colin Borchert	1 (1-0)	1 (1-0)
Fred Thomas	1 (1-0)	1 (1-0)
Craig Sword	2 (1-1)	2 (1-1)
Roquez Johnson	1 (0-1)	1 (0-1)
Jalen Steele		2 (1-1)

5-Plus Block Games		
Wendell Lewis		2 (1-1)

5-Plus Made Free Throws		
Trivante Bloodman	1 (1-0)	1 (1-0)
Roquez Johnson	1 (0-1)	1 (0-1)
Jalen Steele		1 (1-0)
Fred Thomas	1 (0-1)	1 (0-1)

Note: Record in games in ()

THE LAST TIME . . .

THE LAST TIME AN MSU PLAYER ...

Scored 30 or more points in a game:
32, Ravern Johnson vs. Tenn. St. (11-12-10)

Scored 33 or more points in a game:
33, Ravern Johnson vs. Troy (11-26-10)

Scored 34 or more points in a game:
34, Arnett Moultrie vs. UMass (3-13-12)

Scored 35 or more points in a game:
36, Jeff Malone at Ole Miss (2-19-83)

Scored 37 or more points in a game:
39, Jeff Malone vs. Alabama (1-31-83)

Scored 40 or more points in a game:
40, Rickey Brown vs. Auburn (3-7-77)

Scored 20+ points in back-to-back games:
Arnett Moultrie (21 vs. Vanderbilt 1-21-12; 28 vs. LSU 1-25-12)

Scored 20+ points in three-consecutive games:
Arnett Moultrie (20 vs. Troy 12-10-11; 21 vs. West Va. 12-3-11; 20 vs. N. Texas 11-27-11)

Scored 20+ points in five-consecutive games:
Jeff Malone, 1982-83 (11 consecutive)

Scored 30+ points in back-to-back games:
Jeff Malone (36 at Ole Miss & 30 vs. Georgia, 1982-83)

Scored 30+ points in three-consecutive games:
Jeff Malone (33 at LSU; 36 at Ole Miss & 30 vs. Georgia, 1982-83)

Made 10 field goals in a game:
10, Arnett Moultrie vs. LSU (1-25-12)

Made 11 field goals in a game:
11, Dee Bost vs. Auburn (2-13-10)

Made 12 field goals in a game:
12, Arnett Moultrie vs. UMass (3-13-12)

Made 13 field goals in a game:
13, Horatio Webster vs. SW Missouri St. (11-23-97)

Made 14 field goals in a game:
14, Cameron Burns at Georgia (1-17-90)

Made 15 or more field goals in a game:
16, Raymond Brown vs. Florida (3-2-85)

Attempted 20 field goals in a game:
20, Ravern Johnson vs. St. Mary's (12-29-10)

Attempted 21 or more field goals in a game:
21, Dee Bost vs. Kentucky (2-16-10)

Attempted 23 or more field goals in a game:
23, Arnett Moultrie vs. UMass (3-13-12)

Attempted 25 field goals in a game:
25, Chuck Evans at Alabama (3-6-93)

Attempted 26 field goals in a game:
26, Tony Watts at Ole Miss (2-22-92)

Attempted 27 or more field goals in a game:
28, Jeff Malone vs. Vanderbilt (1-8-83)

Made six 3-pointers in a game:
6, Dee Bost vs. Old Dominion (11-28-09)

Made seven 3-pointers in a game:
7, Dee Bost vs. Troy (12-10-11)

Made eight or more 3-pointers in a game:
8, Winsome Frazier vs. UMKC (11-23-04)

Attempted 11 3-pointers in a game:
11, Dee Bost vs. Detroit (12-17-11)

Attempted 12 3-pointers in a game:
12, Ravern Johnson vs. ETSU (12-11-10)

Attempted 13 or more 3-pointers in a game:
13, Dee Bost vs. Troy (12-10-11)

Attempted 16 or more 3-pointers in a game:
17, Darryl Wilson vs. Alabama (3-4-95)

Made 14 or more free throws in a game:
14, Charles Rhodes vs. Oregon (3-21-08)

Made 15 or more free throws in a game:
18, Rich Knarr vs. Auburn (2-19-73)

Attempted 17 free throws in a game:
17, Jarvis Varnado at Houston (12-19-09)

Attempted 18 free throws in a game:
18, Charles Rhodes vs. Oregon (3-21-08)

Attempted 19 free throws in a game:
19, Carl Nichols vs. SE La. (12-1-88)

Had 16 rebounds in a game:
16, Kodi Augustus at Houston (12-19-09)

Had 17 rebounds in a game:
17, Jarvis Varnado at San Diego (12-31-09)

Had 18 or more rebounds in a game:
21, Wesley Morgan vs. SE La. (11-28-05)

Had 22 or more rebounds in a game:
23, Rickey Brown vs. Vanderbilt (12-6-79)

Had 24 or more rebounds in a game:
24, Wiley Peck vs. Alabama (1-27-79)

Had 10 or more offensive rebounds in a game:
11, Arnett Moultrie vs. Northwestern State (12-22-11)

Had 10 defensive rebounds in a game:
10, Arnett Moultrie vs. Ole Miss (1-18-12)

Had 11 defensive rebounds in a game:
11, Renardo Sidney (2-11-12)

Had 12 or more defensive rebounds in a game:
15, Jarvis Varnado at San Diego (12-31-09)

Had 10 assists in a game:
10, Dee Bost vs. LSU (1-25-11)

Had 11 assists in a game:
11, Dee Bost vs. Vanderbilt (3-11-11)

Had 13 assists in a game:
13, Dee Bost vs. Ole Miss (2-9-12)

Had 14 assists in a game:
14, Gary Ervin vs. Florida A&M (12-20-04)

Had 15 or more assists in a game:
16, Chuck Evans at UMKC (2-23-93)

Had 10 or more turnovers in a game:
10, Charles Rhodes vs. Nicholls (11-11-06)

Had five or more blocks in a game:
5, Wendell Lewis vs. St. Mary's (12-29-10)

Had seven blocks in a game:
7, Jarvis Varnado at LSU (2-20-10)

Had eight blocks in a game:
8, Jarvis Varnado vs. Alabama (2-24-10)

Had nine blocks in a game:
9, Jarvis Varnado at Vanderbilt (2-3-10)

Had 10 blocks in a game:
10, Jarvis Varnado vs. Arkansas (1-14-10)

Had 10+ blocks in two consecutive games:
Jarvis Varnado (10 vs. Georgia & 10 vs. Kentucky, 2007-08)

Had five steals in a game:
5, Fred Thomas (11-13-12)

Had six or more steals in a game:
6, Roquez Johnson vs. Texas (11-21-12)

LAST TIME AN MSU TEAM...

Scored 100 or more points:
106 vs. Troy (12-10-11)

Scored 100 or more points in an SEC game:
105 vs. Auburn (3-2-04)

Allowed 100 or more points in an SEC game:
115 at Arkansas (2-20-93)

Allowed 110 or more points:
101 vs. UMass (3-13-12)

Was held to 52 points or less:
52 vs. Baylor (12-28-11)

Was held to 50 points:
50 vs. Alabama (2-25-12)

Was held to 49 points:
49 vs. North Carolina (11-19-12)

Was held to 48 points or less:
36 vs. George Washington (12-8-96)

Held opponent to 60 points or less:
58 vs. Florida Atlantic (11-13-12)

Held opponent to 57 points or less:
57 vs. No. 15 Arizona (11-18-11)

Held opponent to 56 points or less:
56 at Troy (11-09-12)

Held opponent to 55 points or less:
52 vs. Alabama (1-14-12)

Held opponent to 50 points or less:
50 vs. UT Martin (11-25-11)

Held opponent to 45 points or less:
45 vs. MVSU (12-28-09)

Held opponent to 39 points or less:
39 at LSU (1-9-08)

Shot 50 percent or better from the field:
.518 [29-56] vs. Arkansas (3-3-12)

Shot 55 percent or better from the field:
.563 [40-71] vs. Troy (12-10-11)

Shot 60 percent or better from the field:
.604 [29-48] vs. Auburn (2-4-12)

Shot 65 percent or better from the field:
.660 [35-53] vs. Western Kentucky (1-5-09)

Was held to less than 35 percent from the field:
.333 [17-51] vs. Texas (11-21-12)

Was held to less than 32 percent from the field:
.283 [17-60] vs. North Carolina (11-19-12)

Held opp. to 35 percent or less from the field:
.333 [21-63] vs. Florida Atlantic (11-13-12)

Held opp. to 30 percent or less from the field:
.300 [18-60] vs. San Diego (12-23-10)

Opponent shot 50 percent or better:
.500 [26-52], Texas (11-21-12)

Made 35 or more field goals:
37 vs. St. Bonaventure (12-5-09)

Made 40 or more field goals:
40 vs. Troy (12-10-11)

Attempted 70 or more shots from the field:
71 vs. Troy (12-10-11)

Attempted 80 or more shots from the field:
80 at Alabama (2-21-09)

Attempted 40 or fewer shots from the field:
39 vs. Vanderbilt (2-12-05)

Made 10 or more 3-pointers:
10 vs. Vanderbilt (1-21-12)

Made 12 3-pointers:
12 vs. Auburn (2-4-12)

Made 15 3-pointers:
15 vs. North Carolina A&T (12-12-10)

Made 16 3-pointers:
16 vs. Troy (12-10-11)

Did not make a 3-pointer:
[0-11] at Alabama (1-18-05)

Made just one 3-pointer:
vs. Southeastern Louisiana (11-28-05)

Made just two 3-pointers:
vs. North Carolina (11-19-12)

Attempted only 10 3-pointers:
10 vs. Alabama State (12-6-08)

Attempted six 3-pointers or less:
6 at Ole Miss (1-29-03)

Attempted 25 3-pointers:
25 vs. Ole Miss (2-9-12)

Attempted 26 3-pointers:
26 vs. South Carolina (3-5-11)

Attempted 27 or more 3-pointers:
29 vs. Ole Miss (1-18-12)

Attempted 30 or more 3-pointers:
31 vs. Troy (12-10-11)

Attempted 35 or more 3-pointers:
35 vs. Kentucky (2-16-10)

Made 31 or more free throws:
30 vs. Arkansas (1-15-05)

Made 40 or more free throws:
41 vs. LSU (2-11-09)

THE LAST TIME (CONTINUED) . . .

Made 50 or more free throws:
52 vs. LSU (2-11-09)

Made fewer than five free throws:
4 at Alabama (1-19-08)

Made fewer than four free throws:
3 vs. Baylor (12-28-11)

Made only 1 free throw:
1 at Kentucky (1-13-07)

Attempted 35 or more free throws:
35 vs. Auburn (2-4-12)

Attempted 40 or more free throws:
41 vs. Charlotte (11-29-06)

Attempted fewer than 10 free throws:
7 vs. Baylor (12-28-11)

Had 50 or more rebounds:
50 vs. South Carolina SECT (3-13-09)

Had 55 or more rebounds:
58 vs. Troy (12-10-05)

Had 59 or more rebounds:
59 at Houston (12-19-09)

Had 20 or more assists:
20 vs. Louisiana-Monroe (11-21-11)

Had 21 or more assists:
21 vs. Auburn (2-4-12)

Had 25 or more assists:
25 vs. St. Bonaventure (12-05-09)

Had 30 or more assists:
30 vs. Troy (12-10-11)

Had 20 or more turnovers:
20 vs. Washington St. (11-28-08)

Had 21 or more turnovers:
21 vs. North Carolina (11-19-12)

Had 22 or more turnovers:
22 vs. Marquette (11-20-12)

Had 25 turnovers:
25 vs. UT Martin (11-17-07)

Had 26 or more turnovers:
31 at Kentucky (1-7-97)

Had fewer than 10 turnovers:
6 vs. Arkansas (3-3-12)

Had five or fewer turnovers:
5 vs. Florida Atlantic (11-30-10)

Forced 25 or more turnovers
27 vs. Florida Atlantic (11-13-12)

Had 10 blocked shots:
10 vs. Tennessee (1-12-12)

Had 11 blocked shots:
11 at Alabama (2-21-09)

Had 12 blocked shots:
12 vs. Troy (11-26-10)

Had 13 blocked shots:
13 vs. Arkansas (1-14-10)

Had 14 blocked shots:
14 vs. Texas-Pan American (11-24-09)

Had 16 blocked shots:
16 vs. Georgia (1-12-08)

Had 10 steals:
10 at Vanderbilt (1-21-12)

Had 12 steals:
12 vs. Texas (11-21-12)

Had 13 or more steals:
13 at Georgia (1-24-09)

Had 17 or more steals:
17 vs. Florida Atlantic (11-13-12)

Had 20 or more steals:
20 vs. Nicholls State (11-17-01)

Had 1 steal or less:
1 vs. Vanderbilt (3-11-11)

CHARTING THE BULLDOGS		
Dunks		
Gavin Ware		6
Craig Sword		4
Roquez Johnson		3
Wendell Lewis		1
Jalen Steele		1
Charges Drawn		
Trivante Blood		2
Point Distribution (%)		
Senior	29	(9.7)
Junior	35	(11.8)
Sophomore	103	(34.7)
Freshman	130	(43.8)
Total	297	
First Sub		
Craig Sword		2
Gavin Ware		2
Tyson Cunningham		1
Scored First Points		
Colin Borchert		1
Jalen Steele		1
Craig Sword		1
Gavin Ware		1
Wendell Lewis		1
How First Points Were Scored		
Jump Shot		2
3-Pointer		1
Free Throws		
Layup		1
Dunk		1
Putback		
Final Three Minutes From FT Line		
Jalen Steele		2-2
Wendell Lewis		2-2
Gavin Ware		1-2
Roquez Johnson		0-3
Total	5-5	(.556)

5 WENDELL LEWIS



Senior ● Center

6-9 ● 258



Selma, AL

Selma High School

Things To Note . . .
Started 10th career-game at Troy. ... Tied career high with 3 assists vs. FAU. ... Attempted career-high 9 field goals vs. North Carolina. ... Has made 6-straight free throws. ... Scored 300th career point vs. Marquette and grabbed 300th career rebound vs. Texas.

2012-13 Game-By-Game

Opponent	MIN	FG	Pct.	3FG	Pct.	FT	Pct.	O-D-R	PF	A	TO	B	S	PTS
N9 Troy	16	1-1	1.000	0-0	.000	1-1	1.000	1-1-2	5	0	4	0	0	3
N13 Florida Atlantic	22	4-6	.667	0-0	.000	0-0	.000	2-2-4	2	3	1	0	1	8
N19 North Carolina	26	4-9	.444	0-0	.000	2-2	1.000	1-5-6	1	2	1	2	0	10
N20 Marquette	20	1-3	.333	0-0	.000	4-4	1.000	2-2-4	3	1	3	0	0	6
N21 Texas	20	1-8	.125	0-0	.000	0-0	.000	2-1-3	3	0	0	0	0	2
N27 Alcorn State														
D1 Providence														
D4 Texas-San Antonio														
D15 Loyola-Chicago														
D22 Central Arkansas														
D30 Alabama A&M														
J3 New Orleans														
J9 South Carolina														
J12 Georgia														
J16 Alabama														
J19 Tennessee														
J23 Arkansas														
J26 Florida														
J30 Texas A&M														
F2 LSU														
F6 Ole Miss														
F9 Florida														
F13 Missouri														
F16 LSU														
F20 Alabama														
F23 Vanderbilt														
F27 Kentucky														
M2 Ole Miss														
M6 South Carolina														
M9 Auburn														

Season & MSU Highs

Points
Season: 10, North Carolina (11-19-12)
Career: 14, Northwestern State (12-22-11)

Field Goals Made
Season: 4, twice,
last vs. North Carolina (11-19-12)
Career: 6, Northwestern State (12-22-11)

Field Goals Attempted
Season: 6, Florida Atlantic (11-13-12)
Career: 9, North Carolina (11-19-12)

3-Point FG Made
Season:
Career: 0

3-Point FG Attempted
Season:
Career: 0

Free Throws Made
Season: 4, Marquette (11-20-12)
Career: 4, Marquette (11-20-12)

Free Throws Attempted
Season: 4, Marquette (11-20-12)
Career: 6, St. Mary's (12-29-10)

Rebounds
Season: 6, North Carolina (11-19-12)
Career: 11, UT Martin (11-25-11)

Assists
Season: 3, Florida Atlantic (11-13-12)
Career: 3, twice
last vs. Florida Atlantic (11-13-12)

Blocks
Season: 2, North Carolina (11-19-12)
Career: 5, twice,
last vs. Tennessee (1-12-12)

Steals
Season: 1, Florida Atlantic (11-13-12)
Career: 2, four times,
last vs. Baylor (12-28-11)

Minutes
Season: 26, North Carolina (11-19-12)
Career: 37, Florida Atlantic (12-13-11)

CAREER STATS For WENDELL LEWIS

Year	GP-GS	Min/Avg	FG-FGA	Pct	3FM-3GA	Pct	FT-FTA	Pct	Rebs	PF-D	Ast	TO	Blk	Stl	Pts/Avg
2009-10	26-0	142/5.5	15-31	.484	0-0	.000	4-8	.500	34-1.3	17-0	0	9	5	0	34/1.3
2010-11	31-2	466/15.0	51-89	.573	0-0	.000	13-32	.406	117-3.8	40-0	9	21	30	9	115/3.7
2011-12	33-6	694/21.0	55-88	.625	0-0	.000	15-30	.500	132-4.0	60-1	9	23	30	16	125/3.8
2012-13	5-5	104/20.8	11-27	.407	0-0	.000	7-7	1.000	19-3.8	14-1	6	9	2	1	29/5.8
TOTALS	93-13	1406/14.8	132-235	.562	0-0	.000	39-77	.506	302-3.2	131-2	24	62	67	26	303/3.2

20 GAVIN WARE



Freshman ● Forward

6-9 ● 270



Starkville, MS

Starkville High School

Things To Note . . .
Scored 10 points in MSU debut at Troy to go along with is seven rebounds, while also having 10 points vs. Florida Atlantic. ... Scored career-high 11 points vs. Marquette and had career-high 9 rebounds vs. North Caorlina.

2012-13 Game-By-Game

Opponent	MIN	FG	Pct.	3FG	Pct.	FT	Pct.	O-D-R	PF	A	TO	B	S	PTS
N9 Troy	24	5-6	.833	0-0	.000	0-1	.000	2-5-7	1	0	3	1	0	10
N13 Florida Atlantic	18	4-8	.500	0-0	.000	2-4	.500	2-3-5	1	0	2	0	1	10
N19 North Carolina	27	3-9	.333	0-0	.000	2-2	1.000	4-5-9	2	0	2	2	0	8
N20 Marquette	32	5-9	.556	0-0	.000	1-2	.500	2-4-6	2	0	2	1	1	11
N21 Texas	24	3-8	.375	0-0	.000	2-6	.333	4-3-7	0	1	2	0	1	8
N27 Alcorn State														
D1 Providence														
D4 Texas-San Antonio														
D15 Loyola-Chicago														
D22 Central Arkansas														
D30 Alabama A&M														
J3 New Orleans														
J9 South Carolina														
J12 Georgia														
J16 Alabama														
J19 Tennessee														
J23 Arkansas														
J26 Florida														
J30 Texas A&M														
F2 LSU														
F6 Ole Miss														
F9 Florida														
F13 Missouri														
F16 LSU														
F20 Alabama														
F23 Vanderbilt														
F27 Kentucky														
M2 Ole Miss														
M6 South Carolina														
M9 Auburn														

CAREER STATS For GAVIN WARE

Year	GP-GS	Min/Avg	FG-FGA	Pct	3FM-3GA	Pct	FT-FTA	Pct	Rebs	PF-D	Ast	TO	Blk	Stl	Pts/Avg
2012-13	5-0	125/25.0	20-40	.500	0-0	.000	7-15	.467	34-6.8	6	1	11	4	3	47/9.4

Season & MSU Highs

Points
Season: 11, Marquette (11-20-12)

Field Goals Made
Season: 5, twice
last vs. Marquette (11-20-12)

Field Goals Attempted
Season: 9, twice
last vs. Marquette (11-20-12)

3-Point FG Made
Season:

3-Point FG Attempted
Season:

Free Throws Made
Season: 2, three times
last vs. Texas (11-21-12)

Free Throws Attempted
Season: 6, Texas (11-21-12)

Rebounds
Season: 9, North Carolina (11-19-12)

Assists
Season: 1, Texas (11-21-12)

Blocks
Season: 2, North Carolina (11-19-12)

Steals
Season: 1, three times
last vs. Texas (11-21-12)

Minutes
Season: 32, Marquette (11-20-12)

24 TYSON CUNNINGHAM



Junior • Guard

6-3 • 194

Columbus, MS

Columbus High School

Things To Note . . .

Logged 12 minutes at Troy after totaling 14 minutes all of last year. ... In career-high 21 minutes vs. FAU, scored first-career points. ... Scored career-high 5 points vs. Texas and tied career-high with 4 rebounds.

2012-13 Game-By-Game

Opponent	MIN	FG	Pct.	3FG	Pct.	FT	Pct.	O-D-R	PF	A	TO	B	S	PTS
N9 Troy	12	0-1	.000	0-1	.000	0-0	.000	1-0-1	0	1	0	0	0	0
N13 Florida Atlantic	21	1-2	.500	0-1	.000	0-0	.000	0-4-4	2	3	1	0	2	2
N19 North Carolina	25	0-2	.000	0-1	.000	0-0	.000	2-2-4	0	1	1	0	0	0
N20 Marquette	30	0-3	.000	0-0	.000	0-0	.000	2-1-3	0	2	4	0	1	0
N21 Texas	30	1-2	.500	1-1	1.000	2-2	1.000	2-2-4	3	2	2	0	0	5
N27 Alcorn State														
D1 Providence														
D4 Texas-San Antonio														
D15 Loyola-Chicago														
D22 Central Arkansas														
D30 Alabama A&M														
J3 New Orleans														
J9 South Carolina														
J12 Georgia														
J16 Alabama														
J19 Tennessee														
J23 Arkansas														
J26 Florida														
J30 Texas A&M														
F2 LSU														
F6 Ole Miss														
F9 Florida														
F13 Missouri														
F16 LSU														
F20 Alabama														
F23 Vanderbilt														
F27 Kentucky														
M2 Ole Miss														
M6 South Carolina														
M9 Auburn														

Season & MSU Highs

Points

Season: 5, Texas (11-21-12)
Career: 5, Texas (11-21-12)

Field Goals Made

Season: 1, twice,
last vs. Texas (11-21-12)
Career: 1, twice,
last vs. Texas (11-21-12)

Field Goals Attempted

Season: 3, Marquette (11-20-12)
Career: 3, twice,
last vs. Marquette (11-20-12)

3-Point FG Made

Season: 1, Texas (11-21-12)
Career: 1, Texas (11-21-12)

3-Point FG Attempted

Season: 1, four times
last vs. Texas (11-21-12)
Career: 1, eight times,
Last vs. Texas (11-21-12)

Free Throws Made

Season: 2, Texas (11-21-12)
Career: 2, Texas (11-21-12)

Free Throws Attempted

Season: 2, Texas (11-21-12)
Career: 2, Texas (11-21-12)

Rebounds

Season: 4, three times,
last vs. Texas (11-21-12)
Career: 4, three times,
last vs. Texas (11-21-12)

Assists

Season: 3, Florida Atlantic (11-13-12)
Career: 3, Florida Atlantic (11-13-12)

Blocks

Season:
Career:

Steals

Season: 2, Florida Atlantic (11-13-12)
Career: 2, Florida Atlantic (11-13-12)

Minutes

Season: 30, twice,
last vs. Texas (11-21-12)
Career: 30, twice,
last vs. Texas (11-21-12)

CAREER STATS For TYSON CUNNINGHAM

Year	GP-GS	Min/Avg	FG-FGA	Pct	3FM-3GA	Pct	FT-FTA	Pct	Rebs	PF-D	Asst	TO	Blk	Stl	Pts/Avg
2011-12	10-0	14/1.4	0-11	.000	0-4	.000	0-0	.000	1-0.1	4-0	0	1	0	1	0/0.0
2012-13	5-0	118/23.6	2-10	.200	1-4	.250	2-2	1.000	16-3.2	5-0	9	8	0	3	7/1.4
TOTALS	15-0	132/8.8	2-21	.095	1-8	.125	2-2	1.000	17-1.1	9-0	9	9	0	4	7/0.5

25 ROQUEZ JOHNSON



Sophomore • Forward

6-7 • 210

Montgomery, AL

G.W. Carver High School

Things To Note . . .

Due to a concussion suffered at practice, did not play at Troy. ... Against FAU, responded with 17 points after scoring just 1 point all of last season as a freshman. ... Scored a career 18 points against Texas to go along with his career-high 6 steals, third most in a single game in school history.

2012-13 Game-By-Game

Opponent	MIN	FG	Pct.	3FG	Pct.	FT	Pct.	O-D-R	PF	A	TO	B	S	PTS
N9 Troy	-DNP-													
N13 Florida Atlantic	23	7-11	.636	0-0	.000	3-10	.300	2-3-5	2	0	2	0	0	17
N19 North Carolina	31	4-13	.308	1-3	.333	3-4	.750	4-3-7	1	0	2	1	1	12
N20 Marquette	26	5-9	.556	0-1	.000	6-8	.750	6-2-8	3	1	3	3	1	16
N21 Texas	36	7-12	.583	0-1	.000	4-9	.444	4-2-6	3	1	7	1	6	18
N27 Alcorn State														
D1 Providence														
D4 Texas-San Antonio														
D15 Loyola-Chicago														
D22 Central Arkansas														
D30 Alabama A&M														
J3 New Orleans														
J9 South Carolina														
J12 Georgia														
J16 Alabama														
J19 Tennessee														
J23 Arkansas														
J26 Florida														
J30 Texas A&M														
F2 LSU														
F6 Ole Miss														
F9 Florida														
F13 Missouri														
F16 LSU														
F20 Alabama														
F23 Vanderbilt														
F27 Kentucky														
M2 Ole Miss														
M6 South Carolina														
M9 Auburn														

Season & MSU Highs

Points

Season: 18, Texas (11-21-12)
Career: 18, Texas (11-21-12)

Field Goals Made

Season: 7, twice,
last vs. Texas (11-21-12)
Career: 7, twice,
last vs. Texas (11-21-12)

Field Goals Attempted

Season: 13, North Carolina (11-19-12)
Career: 13, North Carolina (11-19-12)

3-Point FG Made

Season: 1, North Carolina (11-19-12)
Career: 1, North Carolina (11-19-12)

3-Point FG Attempted

Season: 3, North Carolina (11-19-12)
Career: 3, North Carolina (11-19-12)

Free Throws Made

Season: 6, Marquette (11-20-12)
Career: 6, Marquette (11-20-12)

Free Throws Attempted

Season: 10, Florida Atlantic (11-13-12)
Career: 10, Florida Atlantic (11-13-12)

Rebounds

Season: 8, Marquette (11-20-12)
Career: 8, Marquette (11-20-12)

Assists

Season: 1, twice,
last vs. Texas (11-21-12)
Career: 1, twice,
last vs. Texas (11-21-12)

Blocks

Season: 3, Marquette (11-20-12)
Career: 3, Marquette (11-20-12)

Steals

Season: 6, Texas (11-21-12)
Career: 6, Texas (11-21-12)

Minutes

Season: 36, Texas (11-21-12)
Career: 36, Texas (11-21-12)

CAREER STATS For ROQUEZ JOHNSON

Year	GP-GS	Min/Avg	FG-FGA	Pct	3FM-3GA	Pct	FT-FTA	Pct	Rebs	PF-D	Asst	TO	Blk	Stl	Pts/Avg
2011-12	13-0	45/3.5	0-3	.000	0-0	.000	1-6	.167	11-0.8	6-0	0	6	3	1	1/0.1
2012-13	4-3	116/29.0	23-45	.511	1-5	.200	16-31	.516	26-6.5	9-0	2	14	5	8	63/15.8
TOTALS	17-3	161/9.5	23-48	.479	1-5	.200	17-37	.459	37-2.2	15-0	2	20	8	9	64/3.8

32 CRAIG SWORD



Freshman ● Guard

6-3 ● 189

Montgomery, AL

G.W. Carver High School

Things To Note . . .
Saw first-career action at Troy. ... Came off the bench to score 2 points in 22 minutes of action.

2012-13 Game-By-Game

Opponent	MIN	FG	Pct.	3FG	Pct.	FT	Pct.	O-D-R	PF	A	TO	B	S	PTS
N9 Troy	22	0-1	.000	0-0	.000	2-4	.500	0-4-4	5	1	4	0	1	2
N13 Florida Atlantic	21	4-8	.500	0-0	.000	3-7	.429	1-3-4	3	0	5	2	3	11
N19 North Carolina	26	2-8	.250	0-2	.000	2-6	.333	0-3-3	3	0	5	0	1	6
N20 Marquette	31	2-11	.182	0-2	.000	3-5	.600	1-1-2	3	2	6	0	1	7
N21 Texas	16	1-5	.200	0-2	.000	1-2	.500	1-1-2	5	2	1	0	3	3
N27 Alcorn State														
D1 Providence														
D4 Texas-San Antonio														
D15 Loyola-Chicago														
D22 Central Arkansas														
D30 Alabama A&M														
J3 New Orleans														
J9 South Carolina														
J12 Georgia														
J16 Alabama														
J19 Tennessee														
J23 Arkansas														
J26 Florida														
J30 Texas A&M														
F2 LSU														
F6 Ole Miss														
F9 Florida														
F13 Missouri														
F16 LSU														
F20 Alabama														
F23 Vanderbilt														
F27 Kentucky														
M2 Ole Miss														
M6 South Carolina														
M9 Auburn														

Season & MSU Highs

Points
Season: 11, Florida Atlantic (11-13-12)

Field Goals Made
Season: 4, Florida Atlantic (11-13-12)

Field Goals Attempted
Season: 11, Marquette (11-20-12)

3-Point FG Made
Season:

3-Point FG Attempted
Season: 2, three times,
last vs. Texas 911-21-12)

Free Throws Made
Season: 3, twice,
last vs. Marquette (11-20-12)

Free Throws Attempted
Season: 7, Florida Atlantic (11-13-12)

Rebounds
Season: 4, twice
last vs. Florida Atlantic (11-13-12)

Assists
Season: 2, twice,
last vs. Texas (11-21-12)

Blocks
Season: 2, Florida Atlantic (11-13-12)

Steals
Season: 3, twice,
last vs. Texas (11-21-12)

Minutes
Season: 31, Marquette (11-20-12)

EXHIBITION 1 — Nov. 4, 2012

Mississippi State	80
William Carey	74

Humphrey Coliseum ● 2 p.m.
Starkville, MS

Mississippi State ushered in the Rick Ray era with an 80-74 exhibition win against William Carey Sunday at the Humphrey Coliseum.

The Bulldogs never trailed in the game's final half but were not assured of victory against the NAIA Crusaders until Wendell Lewis sank six free throws in the final 2:05 of regulation time.

MSU placed four players in double figures. Jalen Steele led the way with 17 points, followed by 15 points apiece from Lewis, Fred Thomas and Colin Borchert. MSU played a total of nine players, with each logging a minimum of 11 minutes apiece.

Fresh off a season-opening victory over Blue Mountain College, the Crusaders scored the game's first six points. MSU battled back for a 7-6 lead on a jumper by Colin Borchert. Things stayed nip-and-tuck with Carey eventually sprinting out to an 18-11 advantage.

The Bulldogs would trail by as many as eight before a 14-6 run by MSU tied the game at 32. Fred Thomas scored back-to-back baskets, including a 3-pointer to knot the contest.

MSU shot 43.3 percent from the floor in the first half and eased out to a 41-36 advantage at halftime.

Ray continued to look at different rotations in the game's final half. The Maroon and White scored the second half's first five points to grab a 46-36 lead with 18:11 remaining.

Carey remained patient on offense and eventually fought its way back into the contest. The Crusaders closed within three at 54-51 and later forced a tie at 63. Steele quickly answered with a 3-point basket and the Bulldogs were not headed after that.

William Carey													
Player	FG	3FG	FT	RB	PF	PT	A	Min					
Payne	f 4-7	0-2	1-1	3	5	9	1	23					
Reed	g 2-8	1-5	1-1	4	3	6	1	29					
Bell	g 5-11	1-5	0-2	7	3	11	3	38					
Nixon	g 7-18	0-0	5-6	5	3	19	3	31					
Dunnings	g 5-13	3-9	7-10	7	3	20	4	35					
S. Smith	0-1	0-0	0-0	3	1	0	1	9					
D. Smith	2-9	0-1	2-2	3	4	6	0	17					
McCray	1-2	1-2	0-0	2	0	3	0	14					
London	0-0	0-0	0-0	1	0	0	1	4					
TOTALS	26-69	6-24	16-22	40	22	74	14	200					

Mississippi State													
Player	FG	3FG	FT	RB	PF	PT	A	Min					
Johnson	f 3-6	0-0	1-5	4	4	7	0	12					
Lewis	c 3-7	0-0	9-11	7	1	15	0	26					
Steele	g 7-13	3-6	0-0	4	2	17	3	32					
Thomas	g 5-14	2-8	3-3	3	2	15	0	28					
Sword	g 1-3	0-1	2-4	4	2	4	2	18					
Borchert	4-7	3-6	4-4	8	4	15	1	29					
Bloodman	2-5	0-2	0-0	5	2	4	3	31					
Ware	1-1	0-0	1-3	5	0	3	1	13					
Cunningham	0-1	0-0	0-0	2	2	0	1	11					
TOTALS	26-48	8-23	20-30	45	19	80	11	200					

Halftime: MSU 41, WC 36. FG%: MSU 45.6%, WC 37.7%. 3FG%: MSU 34.8%, WC 25.0%. FT%: MSU 66.7%, WC 72.7%. Turnovers: MSU 16 (Johnson, Bloodman 3), WC 9 (Dunnings 3). Blocked Shots: MSU 5 (Lewis 2), WC 0. Steals: MSU 2 (Thomas, Sword 1), WC 10 (Payne 3). Officials: Bruce Benedict, Forrest Sigler, Glenn Tuitt. Attendance: 1,472.

GAME 2 — Nov. 13, 2012

Mississippi State	78
Florida Atlantic	58

Humphrey Coliseum ● 7 p.m.
Starkville, MS

Mississippi State was impressive in its home opener, beating Florida Atlantic, 78-58.

The Bulldogs shot 49 percent from the floor, forced 27 turnovers and led by as many as 30 points. It all led up to a successful home debut for new coach Rick Ray.

MSU actually played most of the contest without junior guard Jalen Steele, who suffered a head injury that required stitches and a fractured wrist.

FAU enjoyed only one lead in the contest. The Bulldogs battled back on top for good at 16-14 on a basket by Wendell Lewis. Steele was injured on the game's next possession.

Still, the Bulldogs energized the home crowd with a 15-2 run, fueled in large part to defensive mastery. Trivante Bloodman hit a layup and Gavin Ware followed with a master dunk. A dunk by Craig Sword preceded two Bloodman free throws, which ran the advantage to 29-16 with 6:56 left before halftime.

MSU shot 53.1 percent from the field in the opening half and led 43-26 at the break.

The Owls closed within 12 points on two different occasions early in the second half. After a 3-point by FAU's Stefan Moody cut the deficit to 50-38, MSU responded with a 12-2 run effectively putting the game out of reach.

Florida Atlantic													
Player	FG	3FG	FT	RB	PF	PT	A	Min					
McCoy	f 1-4	0-0	3-4	6	0	5	0	22					
Sekelja	c 1-7	1-1	0-0	9	4	3	2	34					
Gantt	g 6-16	2-10	3-3	4	1	17	1	34					
Bertone	g 2-8	1-6	2-3	4	1	7	2	18					
Moody	g 3-7	1-3	0-0	1	3	7	1	20					
Baker	4-7	1-2	2-5	1	1	11	2	12					
Thornton	1-3	0-0	0-0	1	0	2	0	6					
Mattinson	1-1	0-0	0-0	2	0	2	0	7					
Trapp	2-5	0-2	0-0	6	4	4	1	30					
Morrow	0-0	0-0	0-0	0	0	0	0	1					
Bryant	0-5	0-0	0-0	2	2	0	1	10					
Penn	0-0	0-0	0-0	1	4	0	0	6					
TOTALS	21-63	6-24	10-15	42	20	58	27	200					

Mississippi State													
Player	FG	3FG	FT	RB	PF	PT	A	Min					
Borchert	f 1-4	1-1	0-0	4	2	3	2	23					
Lewis	c 4-6	0-0	0-0	4	2	8	3	22					
Steele	g 1-3	0-0	0-0	0	0	2	0	8					
Thomas	g 6-12	3-7	1-1	4	2	16	1	30					
Bloodman	g 2-7	0-1	5-6	5	2	9	7	28					
Price	0-0	0-0	0-0	0	0	0	0	6					
Ware	4-8	0-0	2-4	5	1	10	0	18					
Cunningham	1-2	0-1	0-0	4	2	2	3	21					
Johnson	7-11	0-0	3-10	5	2	17	0	23					
Sword	4-8	0-0	3-7	4	3	11	0	21					
TOTALS	30-61	4-10	14-28	40	16	78	16	200					

Halftime: MSU 43, FA 26. FG%: MSU 49.2%, FA 33.3%. 3FG%: MSU 40.0%, FA 25.0%. FT%: MSU 50.0%, FA 66.7%. Turnovers: MSU 16 (Sword 5), FA 27 (Sekelja, Bertone, Trapp 5). Blocked Shots: MSU 5 (Borchert 3), FA 4 (Four with 1). Steals: MSU 17 (Thomas 5, Borchert 4), FA 9 (Sekelja, Baker 2). Officials: Joe Lindsey, Lee Cassell, Tim Gattis. Attendance: 6,140

CAREER STATS For CRAIG SWORD													
Year	GP-GS	Min/Avg	FG-FGA	Pct	3FM-3GA	Pct	FT-FTA	Pct	Rebs	PF-D	Ast	TO	Blk
2012-13	5-3	116/23.2	9-33	.273	0-6	.000	11-24	.458	15-3.0	19-2	5	21	2
													Stl
													9
													Pts/Avg
													29/5.8

GAME 3 — Nov. 19, 2012

North Carolina	95
Mississippi State	49

Lahaina Civic Center • 5 p.m.
Maui, HI

Mississippi State could not match the firepower of 11th-ranked North Carolina as the Tar Heels converted 15 3-pointers and led from start to finish in a 95-49 victory in the opening round of the EA Sports Maui Invitational.

North Carolina scored the game's first nine points and was not threatened after that. UNC hit 11 of its first 12 shots from the field and finished the night shooting 47 percent from the field, including 46 percent from 3-point range.

North Carolina enjoyed three different first half runs of 9-0 or greater. A Wendell Lewis jumper brought the Maroon and White within 18-6 midway through the first half. The Tar Heels forced four turnovers during an 11-0 run.

After a dunk by Ware brought the Bulldogs within 43-17, North Carolina scored the first half's final six points. MSU shot 20 percent from the field in the game's opening half.

The Bulldogs did battle hard in the second half. MSU closed within 26 on a couple of occasions thanks to some strong offensive play by Roquez Johnson and Gavin Ware.

North Carolina answered with an 8-0 run to open a 59-25 advantage with 14:37 left.

For the contest, MSU hit 17 of 60 shots from the field, 2 of 17 shots from 3-point range and 13 of 19 shots from the foul line. North Carolina hit 37 of 78 shots from the field, 15 of 32 shots from 3-point range.

Mississippi State

Player	FG	3FG	FT	RB	PF	PT	A	Min
Thomas	g 2-12	1-10	2-2	5	2	7	0	31
Bloodman	g 2-7	0-1	2-3	4	2	6	3	31
Lewis	c 4-9	0-0	2-2	6	1	10	2	26
Johnson	f 4-13	1-3	3-4	7	1	12	0	31
Sword	g 2-8	0-2	2-6	3	3	6	0	26
Price	0-0	0-0	0-0	0	0	0	0	1
Ware	3-9	0-0	2-2	9	2	8	0	27
Cunningham	0-2	0-1	0-0	4	0	0	1	25
TOTALS	17-50	2-17	13-19	43	11	49	6	200

North Carolina

Player	FG	3FG	FT	RB	PF	PT	A	Min
Strickland	g 4-10	1-4	1-2	1	3	10	5	19
Paige	g 1-7	0-3	0-0	2	0	2	3	19
Hubert	f 3-3	0-0	0-1	2	1	6	0	17
Bullock	g 5-6	4-5	2-2	5	2	16	2	22
McAdoo	f 4-8	0-0	2-2	4	1	10	4	23
James	1-3	0-0	0-0	7	3	2	0	19
McDonald	7-12	6-9	1-2	4	2	21	3	19
Moody	0-1	0-1	0-0	0	0	0	0	2
Davis	0-0	0-0	0-0	0	1	0	3	9
Johnson	1-6	0-0	0-0	8	1	2	0	14
Hairston	7-11	4-7	0-0	4	1	18	1	15
Simmons	1-1	0-0	0-0	2	0	2	1	6
Tanner	0-3	0-1	0-0	1	0	0	0	2
Tokoto	2-6	0-2	0-0	3	0	4	0	10
Manor	1-1	0-0	0-0	1	1	2	0	2
Robinson	0-0	0-0	0-0	1	0	0	0	2
TOTALS	37-78	15-32	6-9	47	16	95	22	200

Halftime: UNC 49, MSU 17. FG%: MSU 28.3%, UNC 47.4%. 3FG%: MSU 11.8%, UNC 46.9%. FT%: MSU 68.4%, UNC 66.7%. Turnovers: MSU 21 (Thomas, Bloodman, Sword 5), UNC 12 (McAdoo 4). Blocked Shots: MSU 5 (Lewis, Ware 2), UNC 9 (Hairston 3). Steals: MSU 4 (Bloodman 2), UNC 14 (Strickland 6). Officials: Jim Burr, Pat Driscoll, Ryan Wells. Attendance: 2,400

GAME 4 — Nov. 20, 2012

Marquette	89
Mississippi State	62

Lahaina Civic Center • 1:30 p.m.
Maui, HI

Fred Thomas poured in a career-high 17 points but it was not enough as the Mississippi State dropped an 89-62 decision to Marquette.

The Bulldogs gave up the first eight points of the contest and later fell down 18-4 after a 10-0 run by the Golden Eagles. The Bulldogs allowed 29 first-half points off turnovers and failed to recover.

A true freshman, Thomas connected on 6-of-15 shots from the field, including a 4-of-8 night from 3-point range. Thomas also had only one turnover, three rebounds and a steal in 34 minutes of play.

Fellow freshman Gavin Ware scored a career high 11 points in 32 minutes. Ware has scored nine or more points in all four games as a Bulldog. The former Starkville High standout finished with six rebounds, a blocked shot and a steal as well.

Marquette (3-1) shot 57.6 percent from the field in the first half and led 48-27 at the intermission. In the half, the Bulldogs managed only one assist, compared to the 15 turnovers.

In the second half, the Bulldogs got a spark from Johnson, who finished with 16 points, three blocks, a steal and eight rebounds in 26 minutes of work. The Bulldogs closed within 17 at 57-40 but could not get any closer. Still, the teams battled to almost even terms for most of the final half before a worn down Bulldog squad gave up some easy baskets late.

Marquette

Player	FG	3FG	FT	RB	PF	PT	A	Min
Anderson	f 1-5	0-1	0-0	0	0	2	2	16
Otule	c 3-6	0-0	2-2	8	1	8	0	18
Cadogan	g 1-5	0-1	0-0	0	2	2	5	21
Blue	g 8-14	2-3	0-0	0	2	18	3	24
Lockett	g 5-10	2-2	1-1	3	3	13	4	23
J. Wilson	4-5	0-1	3-3	4	3	11	1	19
Ferguson	2-3	0-0	0-0	1	2	4	0	14
D. Wilson	1-3	0-0	0-0	0	2	2	0	21
Thomas	3-3	3-3	0-0	1	4	9	1	10
Taylor	2-3	0-0	1-2	3	1	5	0	10
Flood	0-0	0-0	0-0	0	0	0	0	2
Gardner	7-14	0-0	1-1	12	0	15	2	22
TOTALS	37-71	7-11	8-9	38	20	89	18	200

Mississippi State

Player	FG	3FG	FT	RB	PF	PT	A	Min
Johnson	f 5-9	0-1	6-8	8	3	16	1	26
Lewis	c 1-3	0-0	4-4	4	3	6	1	20
Thomas	g 6-15	4-8	1-1	3	0	17	0	34
Bloodman	g 1-2	1-1	2-3	2	2	5	1	27
Sword	g 2-11	0-2	3-5	2	3	7	2	31
Ware	5-9	0-0	1-2	6	2	11	0	32
Cunningham	0-3	0-0	0-0	3	0	0	2	30
TOTALS	20-52	5-12	17-23	33	13	62	22	200

Halftime: MU 48, MSU 27. FG%: MSU 38.5%, MU 52.1%. 3FG%: MSU 41.7%, MU 63.6%. FT%: MSU 73.9%, MU 88.9%. Turnovers: MSU 22 (Sword 6, Cunningham 4), MU 14 (Cadogan 4, Gardner 3). Blocked Shots: MSU 4 (Johnson 3, Ware 1), MU 8 (J. Wilson 4, Otule 2). Steals: MSU 6 (Six with 1), MU 14 (Cadogan, Ferguson, D. Wilson 2). Officials: Bert Smith, Joe Lindsay, Kevin Ferguson. Attendance: 2,400.

GAME 5 — Nov. 21, 2012

Texas	69
Mississippi State	55

Lahaina Civic Center • 1:30 p.m.
Maui, HI

Mississippi State competed hard but came up short Wednesday.

The Bulldogs forced 22 turnovers and hung tough but could not generate enough offense in the seventh-place game of the EA Sports Maui Invitational, falling 69-55 to Texas.

The Bulldogs scored the game's first basket only to see the Longhorns score the game's next eight points. MSU closed within 11-10 on the second 3-pointer by Trivante Bloodman. The Bulldogs went close to six minutes without another score before Gavin Ware hit a bucket.

After Ware's score, Texas extended the run to 16-2, as Julien Lewis rammed home a 3-point basket with 7:11 remaining in the half, pushing the lead to 27-12.

In the opening half, the Longhorns shot 60 percent from the field. Texas led 38-20 at half-time.

Still, the outmanned Bulldogs hung tough and outscored the Longhorns 35-31 in the game's final half. The Bulldogs finished with 12 steals, including six by Roquez Johnson.

Texas extended the lead to 25 late in the contest before MSU ended the contest with a 16-5 run.

For the contest, the Bulldogs hit 17 of 51 shots from the field (33.3 percent), 4 of 11 shots from 3-point range (36.4 percent) and 17 of 28 shots from the foul line (60.7 percent). The Longhorns hit 26 of 52 shots from the field (50 percent), 10 of 18 shots from 3-point range (55.6 percent) and 7 of 16 shots from 3-point range (43.8 percent).

Texas held a 41-32 rebounding advantage.

Mississippi State

Player	FG	3FG	FT	RB	PF	PT	A	Min
Johnson	f 7-12	0-1	4-9	6	3	18	1	36
Lewis	c 1-8	0-0	0-0	3	3	2	0	20
Thomas	g 2-10	1-5	5-5	2	3	10	4	37
Bloodman	g 2-6	2-2	3-4	4	2	9	1	36
Sword	g 1-5	0-2	1-2	2	5	3	2	16
Price	g 0-0	0-0	0-0	0	0	0	0	1
Ware	3-8	0-0	2-6	7	0	8	1	24
Cunningham	1-2	1-1	2-2	4	3	5	2	30
TOTALS	17-51	4-11	17-28	32	19	55	11	200

Texas

Player	FG	3FG	FT	RB	PF	PT	A	Min
Holmes	f 2-4	1-1	0-0	9	1	5	1	21
Papapetrou	f 3-6	1-3	1-2	4	3	8	3	23
Ridley	c 3-5	0-0	2-6	12	2	8	0	19
Felix	g 2-7	0-3	3-4	1	4	7	7	30
Lewis	g 6-10	3-4	0-1	4	3	15	2	28
McClellan	7-13	4-5	1-2	5	0	19	0	25
Holland	2-4	1-1	0-0	0	3	5	2	20
Lammert	1-2	0-1	0-0	3	0	2	0	15
Ibeh	0-1	0-0	0-1	1	4	0	0	19
TOTALS	26-52	10-18	7-16	41	20	69	15	200

Halftime: UT 38, Texas 20. FG%: MSU 33.3%, UT 50.0%. 3FG%: MSU 36.4%, UT 55.6%. FT%: MSU 60.7%, UT 43.8%. Turnovers: MSU 22 (Johnson 7, Bloodman 4), UT 22 (Lewis 8, Holland 4). Blocked Shots: MSU 2 (Johnson, Thomas 1), UT 12 (Ridley 5, Ibeh 3). Steals: MSU 12 (Johnson 6, Sword 3), UT 9 (Ridley 3). Officials: Patrick Evans, Joe Lindsay, Ryan Wells. Attendance: 2,400

2012-13 Mississippi State Basketball
Mississippi State Combined Team Statistics (as of Nov 23, 2012)
All games

RECORD:	OVERALL	HOME	AWAY	NEUTRAL
ALL GAMES	1-4	1-0	0-1	0-3
CONFERENCE	0-0	0-0	0-0	0-0
NON-CONFERENCE	1-4	1-0	0-1	0-3

#	Player	gp-gs	min	avg	Total		3-Point		F-Throw		Rebounds								a	to	blk	stl	pts	avg
					fg-fga	fg%	3fg-fga	3fg%	ft-fa	ft%	off	def	tot	avg	pf	dq								
00	Jalen Steele	2-2	42	21.0	6-15	.400	2-5	.400	4-4	1.000	0	7	7	3.5	1	0	1	1	0	2	18	9.0		
01	Fred Thomas	5-5	159	31.8	17-57	.298	10-36	.278	10-11	.909	1	16	17	3.4	7	0	6	8	1	8	54	10.8		
03	Colin Borchert	2-2	55	27.5	4-13	.308	2-5	.400	0-0	.000	3	4	7	3.5	5	0	3	2	4	4	10	5.0		
04	Trivante Bloodman	5-5	155	31.0	11-27	.407	3-5	.600	15-22	.682	6	13	19	3.8	9	0	13	16	0	6	40	8.0		
05	Wendell Lewis	5-5	104	20.8	11-27	.407	0-0	.000	7-7	1.000	8	11	19	3.8	14	1	6	9	2	1	29	5.8		
15	Baxter Price	3-0	8	2.7	0-0	.000	0-0	.000	0-0	.000	0	0	0	0.0	0	0	0	0	0	0	0	0.0		
20	Gavin Ware	5-0	125	25.0	20-40	.500	0-0	.000	7-15	.467	14	20	34	6.8	6	0	1	11	4	3	47	9.4		
24	Tyson Cunningham	5-0	118	23.6	2-10	.200	1-4	.250	2-2	1.000	7	9	16	3.2	5	0	9	8	0	3	7	1.4		
25	Roquez Johnson	4-3	116	29.0	23-45	.511	1-5	.200	16-31	.516	16	10	26	6.5	9	0	2	14	5	8	63	15.8		
32	Craig Sword	5-3	116	23.2	9-33	.273	0-6	.000	11-24	.458	3	12	15	3.0	19	2	5	21	2	9	29	5.8		
	Team										13	8	21				3							
	Total.....	5	998		103-267	.386	19-66	.288	72-116	.621	71	110	181	36.2	75	3	46	93	18	44	297	59.4		
	Opponents.....	5	1000		142-322	.441	48-114	.421	35-56	.625	82	120	202	40.4	98	-	77	87	35	50	367	73.4		

TEAM STATISTICS	MS	OPP	Date	Opponent	Score	Att.
SCORING	297	367	11-9-12	at Troy	L 53-56	5120
Points per game	59.4	73.4	11-13-12	FLORIDA ATLANTIC	W 78-58	6140
Scoring margin	-14.0	-	11-19-12	vs North Carolina	L 49-95	2400
FIELD GOALS-ATT	103-267	142-322	11-20-12	vs Marquette	L 62-89	2400
Field goal pct	.386	.441	11-21-12	vs Texas	L 55-69	2400
3 POINT FG-ATT	19-66	48-114	* - Conference game			
3-point FG pct	.288	.421				
3-pt FG made per game	3.8	9.6				
FREE THROWS-ATT	72-116	35-56				
Free throw pct	.621	.625				
F-Throws made per game	14.4	7.0				
REBOUNDS	181	202				
Rebounds per game	36.2	40.4				
Rebounding margin	-4.2	-				
ASSISTS	46	77				
Assists per game	9.2	15.4				
TURNOVERS	93	87				
Turnovers per game	18.6	17.4				
Turnover margin	-1.2	-				
Assist/turnover ratio	0.5	0.9				
STEALS	44	50				
Steals per game	8.8	10.0				
BLOCKS	18	35				
Blocks per game	3.6	7.0				
ATTENDANCE	6140	12320				
Home games-Avg/Game	1-6140	1-5120				
Neutral site-Avg/Game	-	3-2400				

Score by Periods	1st	2nd	Totals
Mississippi State	129	168	297
Opponents	193	174	367

2012-13 Mississippi State Basketball
Mississippi State Season Schedule/Results & Leaders (as of Nov 23, 2012)
All games

RECORD:	OVERALL	HOME	AWAY	NEUTRAL
ALL GAMES	1-4	1-0	0-1	0-3
CONFERENCE	0-0	0-0	0-0	0-0
NON-CONFERENCE	1-4	1-0	0-1	0-3

Date	Opponent	Score	Att.	High Points	High Rebounds
11-9-12	at Troy	53-56 L	5120	(16)Jalen Steele	(7)Gavin Ware
					(7)Jalen Steele
11-13-12	FLORIDA ATLANTIC	W 78-58	6140	(17)Roquez Johnson	(5)Roquez Johnson
					(5)Trivante Bloodman
					(5)Gavin Ware
11-19-12	vs North Carolina	49-95 L	2400	(12)Roquez Johnson	(9)Gavin Ware
11-20-12	vs Marquette	62-89 L	2400	(17)Fred Thomas	(8)Roquez Johnson
11-21-12	vs Texas	55-69 L	2400	(18)Roquez Johnson	(7)Gavin Ware

* - Conference game

Attendance Summary	Games	Attend	Avg/Game
Home	1	6140	6140
Away	1	5120	5120
Neutral	3	7200	2400
Total	5	18460	3692

2012-13 Mississippi State Basketball
Mississippi State Game-by-Game Highs (as of Nov 23, 2012)
All games

Opponent	Date	Score	Points	Rebounds	Assists	Steals	Blocked shots
at Troy	11-9-12	53-56	16-Jalen Steele	7-Jalen Steele Gavin Ware	1-Jalen Steele Tyson Cunningham Craig Sword Trivante Bloodman Colin Borchert Fred Thomas	2-Jalen Steele	1-Colin Borchert Gavin Ware
FLORIDA ATLANTIC	11-13-12	78-58	17-Roquez Johnson	5-Gavin Ware Trivante Bloodman Roquez Johnson	7-Trivante Bloodman	5-Fred Thomas	3-Colin Borchert
vs North Carolina	11-19-12	49-95	12-Roquez Johnson	9-Gavin Ware	3-Trivante Bloodman	2-Trivante Bloodman	2-Gavin Ware Wendell Lewis
vs Marquette	11-20-12	62-89	17-Fred Thomas	8-Roquez Johnson	2-Tyson Cunningham Craig Sword	1-Tyson Cunningham Trivante Bloodman Roquez Johnson Fred Thomas Gavin Ware Craig Sword	3-Roquez Johnson
vs Texas	11-21-12	55-69	18-Roquez Johnson	7-Gavin Ware	4-Fred Thomas	6-Roquez Johnson	1-Fred Thomas Roquez Johnson

2012-13 Mississippi State Basketball
Mississippi State Team Game-by-Game Comparison (as of Nov 23, 2012)
All games

Opponent	1st	2nd	Score	Mar	Total FG	FG Pct	3-Pointers	3FG Pct	Free Throws	FT Pct	Rebounds	Assist	T/Over	Block	Steal	Fouls
Troy	22/32	31/24	53-56	(3)	19-43/21-58	.442/.362	4-16/10-29	.250/.345	11-18/4-7	.611/.571	33/34 (1)	6/12	16/12	2/2	5/4	16/22
FLORIDA ATLANTIC	43/26	35/32	78-58	+20	30-61/21-63	.492/.333	4-10/6-24	.400/.250	14-28/10-15	.500/.667	40/42 (2)	16/10	16/27	5/4	17/9	16/20
North Carolina	17/49	32/46	49-95	(46)	17-60/37-78	.283/.474	2-17/15-32	.118/.469	13-19/6-9	.684/.667	43/47 (4)	6/22	21/12	5/9	4/14	11/16
Marquette	27/48	35/41	62-89	(27)	20-52/37-71	.385/.521	5-12/7-11	.417/.636	17-23/8-9	.739/.889	33/38 (5)	7/18	22/14	4/8	6/14	13/20
Texas	20/38	35/31	55-69	(14)	17-51/26-52	.333/.500	4-11/10-18	.364/.556	17-28/7-16	.607/.438	32/41 (9)	11/15	18/22	2/12	12/9	19/20

Note: Game totals are displayed in the format TEAM/OPPONENT for each category

2012-13 Mississippi State Basketball
Mississippi State Category Leaders (as of Nov 23, 2012)
All games

Points	G	Pts	Pts/G
Roquez Johnson	4	63	15.8
Fred Thomas	5	54	10.8
Gavin Ware	5	47	9.4
Trivante Bloodman	5	40	8.0
Craig Sword	5	29	5.8
Wendell Lewis	5	29	5.8
Jalen Steele	2	18	9.0
Colin Borchert	2	10	5.0
Tyson Cunningham	5	7	1.4

FG Percentage	FG	Att	Pct
Roquez Johnson	23	45	.511
Gavin Ware	20	40	.500
Wendell Lewis	11	27	.407
Trivante Bloodman	11	27	.407
Jalen Steele	6	15	.400
Colin Borchert	4	13	.308
Fred Thomas	17	57	.298
Craig Sword	9	33	.273
Tyson Cunningham	2	10	.200

3-Point Percentage	3FG	Att	Pct
Trivante Bloodman	3	5	.600
Colin Borchert	2	5	.400
Jalen Steele	2	5	.400
Fred Thomas	10	36	.278
Tyson Cunningham	1	4	.250
Roquez Johnson	1	5	.200
Craig Sword	0	6	.000

Free Throw Percent	FG	Att	Pct
Tyson Cunningham	2	2	1.000
Wendell Lewis	7	7	1.000
Jalen Steele	4	4	1.000
Fred Thomas	10	11	.909
Trivante Bloodman	15	22	.682
Roquez Johnson	16	31	.516
Gavin Ware	7	15	.467
Craig Sword	11	24	.458

Scoring Average	G	Pts	Avg/G
Roquez Johnson	4	63	15.8
Fred Thomas	5	54	10.8
Gavin Ware	5	47	9.4
Jalen Steele	2	18	9.0
Trivante Bloodman	5	40	8.0
Craig Sword	5	29	5.8
Wendell Lewis	5	29	5.8
Colin Borchert	2	10	5.0
Tyson Cunningham	5	7	1.4
Baxter Price	3	0	0.0

Field Goal Attempts	G	Att	Att/G
Fred Thomas	5	57	11.4
Roquez Johnson	4	45	11.3
Gavin Ware	5	40	8.0
Craig Sword	5	33	6.6
Wendell Lewis	5	27	5.4
Trivante Bloodman	5	27	5.4

Field Goals Made	G	Made	Made/G
Roquez Johnson	4	23	5.8
Gavin Ware	5	20	4.0
Fred Thomas	5	17	3.4
Wendell Lewis	5	11	2.2
Trivante Bloodman	5	11	2.2

3-Point FG Attempts	G	Att	Att/G
Fred Thomas	5	36	7.2
Craig Sword	5	6	1.2
Roquez Johnson	4	5	1.3
Jalen Steele	2	5	2.5
Colin Borchert	2	5	2.5
Trivante Bloodman	5	5	1.0

3-Point FG Made	G	Made	Made/G
Fred Thomas	5	10	2.0
Trivante Bloodman	5	3	0.6
Jalen Steele	2	2	1.0
Colin Borchert	2	2	1.0
Tyson Cunningham	5	1	0.2
Roquez Johnson	4	1	0.3

Free Throw Attempts	G	Att	Att/G
Roquez Johnson	4	31	7.8
Craig Sword	5	24	4.8
Trivante Bloodman	5	22	4.4
Gavin Ware	5	15	3.0
Fred Thomas	5	11	2.2

Free Throws Made	G	Made	Made/G
Roquez Johnson	4	16	4.0
Trivante Bloodman	5	15	3.0
Craig Sword	5	11	2.2
Fred Thomas	5	10	2.0
Gavin Ware	5	7	1.4
Wendell Lewis	5	7	1.4

2012-13 Mississippi State Basketball
Mississippi State Category Leaders (as of Nov 23, 2012)
All games

Rebounds	G	Reb	Reb/G
Gavin Ware	5	34	6.8
Roquez Johnson	4	26	6.5
Trivante Bloodman	5	19	3.8
Wendell Lewis	5	19	3.8
Fred Thomas	5	17	3.4

Rebound Average	G	Reb	Avg/G
Gavin Ware	5	34	6.8
Roquez Johnson	4	26	6.5
Wendell Lewis	5	19	3.8
Trivante Bloodman	5	19	3.8
Jalen Steele	2	7	3.5
Colin Borchert	2	7	3.5

Offensive Rebounds	G	No.	Avg/G
Roquez Johnson	4	16	4.0
Gavin Ware	5	14	2.8
Wendell Lewis	5	8	1.6
Tyson Cunningham	5	7	1.4
Trivante Bloodman	5	6	1.2

Defensive Rebounds	G	No.	Avg/G
Gavin Ware	5	20	4.0
Fred Thomas	5	16	3.2
Trivante Bloodman	5	13	2.6
Craig Sword	5	12	2.4
Wendell Lewis	5	11	2.2

Fouls	G	No.	Per/G
Craig Sword	5	19	3.8
Wendell Lewis	5	14	2.8
Trivante Bloodman	5	9	1.8
Roquez Johnson	4	9	2.3
Fred Thomas	5	7	1.4

Foulouts	G	No.
Craig Sword	5	2
Wendell Lewis	5	1

Assists	G	No.	Ast/G
Trivante Bloodman	5	13	2.6
Tyson Cunningham	5	9	1.8
Wendell Lewis	5	6	1.2
Fred Thomas	5	6	1.2
Craig Sword	5	5	1.0

Steals	G	No.	Stl/G
Craig Sword	5	9	1.8
Roquez Johnson	4	8	2.0
Fred Thomas	5	8	1.6
Trivante Bloodman	5	6	1.2
Colin Borchert	2	4	2.0

Blocked Shots	G	No.	Blk/G
Roquez Johnson	4	5	1.3
Colin Borchert	2	4	2.0
Gavin Ware	5	4	0.8
Wendell Lewis	5	2	0.4
Craig Sword	5	2	0.4

Minutes	G	No.	Min/G
Fred Thomas	5	159	31.8
Trivante Bloodman	5	155	31.0
Gavin Ware	5	125	25.0
Tyson Cunningham	5	118	23.6
Craig Sword	5	116	23.2
Roquez Johnson	4	116	29.0

Turnovers	G	No.	TO/G
Craig Sword	5	21	4.2
Trivante Bloodman	5	16	3.2
Roquez Johnson	4	14	3.5
Gavin Ware	5	11	2.2
Wendell Lewis	5	9	1.8

2012-13 Mississippi State Basketball
Mississippi State Team High/Low Analysis (as of Nov 23, 2012)
All games

Mississippi State - TEAM GAME HIGHS

POINTS	78	FLORIDA ATLANTIC (11-13-12)
	62	vs Marquette (11-20-12)
	55	vs Texas (11-21-12)
	53	at Troy (11-9-12)
	49	vs North Carolina (11-19-12)
FIELD GOALS MADE	30	FLORIDA ATLANTIC (11-13-12)
	20	vs Marquette (11-20-12)
FIELD GOAL ATTEMPTS	61	FLORIDA ATLANTIC (11-13-12)
	60	vs North Carolina (11-19-12)
FIELD GOAL PERCENTAGE	.492 (30-61)	FLORIDA ATLANTIC (11-13-12)
	.442 (19-43)	at Troy (11-9-12)
3 PT FIELD GOALS MADE	5	vs Marquette (11-20-12)
	4	vs Texas (11-21-12)
	4	FLORIDA ATLANTIC (11-13-12)
	4	at Troy (11-9-12)
3 PT FG ATTEMPTS	17	vs North Carolina (11-19-12)
	16	at Troy (11-9-12)
3 PT FG PERCENTAGE	.417 (5-12)	vs Marquette (11-20-12)
	.400 (4-10)	FLORIDA ATLANTIC (11-13-12)
FREE THROWS MADE	17	vs Texas (11-21-12)
	17	vs Marquette (11-20-12)
FREE THROW ATTEMPTS	28	vs Texas (11-21-12)
	28	FLORIDA ATLANTIC (11-13-12)
FREE THROW PERCENTAGE	.739 (17-23)	vs Marquette (11-20-12)
	.684 (13-19)	vs North Carolina (11-19-12)
REBOUNDS	43	vs North Carolina (11-19-12)
	40	FLORIDA ATLANTIC (11-13-12)
ASSISTS	16	FLORIDA ATLANTIC (11-13-12)
	11	vs Texas (11-21-12)
STEALS	17	FLORIDA ATLANTIC (11-13-12)
	12	vs Texas (11-21-12)
BLOCKED SHOTS	5	vs North Carolina (11-19-12)
	5	FLORIDA ATLANTIC (11-13-12)
TURNOVERS	22	vs Marquette (11-20-12)
	21	vs North Carolina (11-19-12)
FOULS	19	vs Texas (11-21-12)
	16	FLORIDA ATLANTIC (11-13-12)
	16	at Troy (11-9-12)

2012-13 Mississippi State Basketball
Mississippi State High/Low Analysis (as of Nov 23, 2012)
All games

Opponent - GAME HIGHS

POINTS	95	vs North Carolina (11-19-12)
	89	vs Marquette (11-20-12)
	69	vs Texas (11-21-12)
	58	FLORIDA ATLANTIC (11-13-12)
	56	at Troy (11-9-12)
FIELD GOALS MADE	37	vs Marquette (11-20-12)
	37	vs North Carolina (11-19-12)
FIELD GOAL ATTEMPTS	78	vs North Carolina (11-19-12)
	71	vs Marquette (11-20-12)
FIELD GOAL PERCENTAGE	.521 (37-71)	vs Marquette (11-20-12)
	.500 (26-52)	vs Texas (11-21-12)
3 PT FIELD GOALS MADE	15	vs North Carolina (11-19-12)
	10	vs Texas (11-21-12)
	10	at Troy (11-9-12)
3 PT FG ATTEMPTS	32	vs North Carolina (11-19-12)
	29	at Troy (11-9-12)
3 PT FG PERCENTAGE	.636 (7-11)	vs Marquette (11-20-12)
	.556 (10-18)	vs Texas (11-21-12)
FREE THROWS MADE	10	FLORIDA ATLANTIC (11-13-12)
	8	vs Marquette (11-20-12)
FREE THROW ATTEMPTS	16	vs Texas (11-21-12)
	15	FLORIDA ATLANTIC (11-13-12)
FREE THROW PERCENTAGE	.889 (8-9)	vs Marquette (11-20-12)
	.667 (10-15)	FLORIDA ATLANTIC (11-13-12)
	.667 (6-9)	vs North Carolina (11-19-12)
REBOUNDS	47	vs North Carolina (11-19-12)
	42	FLORIDA ATLANTIC (11-13-12)
ASSISTS	22	vs North Carolina (11-19-12)
	18	vs Marquette (11-20-12)
STEALS	14	vs Marquette (11-20-12)
	14	vs North Carolina (11-19-12)
BLOCKED SHOTS	12	vs Texas (11-21-12)
	9	vs North Carolina (11-19-12)
TURNOVERS	27	FLORIDA ATLANTIC (11-13-12)
	22	vs Texas (11-21-12)
FOULS	22	at Troy (11-9-12)
	20	vs Texas (11-21-12)
	20	vs Marquette (11-20-12)
	20	FLORIDA ATLANTIC (11-13-12)

2012-13 Mississippi State Basketball
Mississippi State High/Low Analysis (as of Nov 23, 2012)
All games

Mississippi State - GAME LOWS

POINTS	49	vs North Carolina (11-19-12)
	53	at Troy (11-9-12)
	55	vs Texas (11-21-12)
	62	vs Marquette (11-20-12)
	78	FLORIDA ATLANTIC (11-13-12)
FIELD GOALS MADE	17	vs North Carolina (11-19-12)
	17	vs Texas (11-21-12)
FIELD GOAL ATTEMPTS	43	at Troy (11-9-12)
	51	vs Texas (11-21-12)
FIELD GOAL PERCENTAGE	.283 (17-60)	vs North Carolina (11-19-12)
	.333 (17-51)	vs Texas (11-21-12)
3 PT FIELD GOALS MADE	2	vs North Carolina (11-19-12)
	4	at Troy (11-9-12)
	4	FLORIDA ATLANTIC (11-13-12)
	4	vs Texas (11-21-12)
3 PT FG ATTEMPTS	10	FLORIDA ATLANTIC (11-13-12)
	11	vs Texas (11-21-12)
3 PT FG PERCENTAGE	.118 (2-17)	vs North Carolina (11-19-12)
	.250 (4-16)	at Troy (11-9-12)
FREE THROWS MADE	11	at Troy (11-9-12)
	13	vs North Carolina (11-19-12)
FREE THROW ATTEMPTS	18	at Troy (11-9-12)
	19	vs North Carolina (11-19-12)
FREE THROW PERCENTAGE	.500 (14-28)	FLORIDA ATLANTIC (11-13-12)
	.607 (17-28)	vs Texas (11-21-12)
REBOUNDS	32	vs Texas (11-21-12)
	33	at Troy (11-9-12)
	33	vs Marquette (11-20-12)
ASSISTS	6	at Troy (11-9-12)
	6	vs North Carolina (11-19-12)
STEALS	4	vs North Carolina (11-19-12)
	5	at Troy (11-9-12)
BLOCKED SHOTS	2	at Troy (11-9-12)
	2	vs Texas (11-21-12)
TURNOVERS	16	at Troy (11-9-12)
	16	FLORIDA ATLANTIC (11-13-12)
FOULS	11	vs North Carolina (11-19-12)
	13	vs Marquette (11-20-12)

2012-13 Mississippi State Basketball
Mississippi State High/Low Analysis (as of Nov 23, 2012)
All games

Opponent - GAME LOWS

POINTS	56	at Troy (11-9-12)
	58	FLORIDA ATLANTIC (11-13-12)
	69	vs Texas (11-21-12)
	89	vs Marquette (11-20-12)
	95	vs North Carolina (11-19-12)
FIELD GOALS MADE	21	at Troy (11-9-12)
	21	FLORIDA ATLANTIC (11-13-12)
FIELD GOAL ATTEMPTS	52	vs Texas (11-21-12)
	58	at Troy (11-9-12)
FIELD GOAL PERCENTAGE	.333 (21-63)	FLORIDA ATLANTIC (11-13-12)
	.362 (21-58)	at Troy (11-9-12)
3 PT FIELD GOALS MADE	6	FLORIDA ATLANTIC (11-13-12)
	7	vs Marquette (11-20-12)
3 PT FG ATTEMPTS	11	vs Marquette (11-20-12)
	18	vs Texas (11-21-12)
3 PT FG PERCENTAGE	.250 (6-24)	FLORIDA ATLANTIC (11-13-12)
	.345 (10-29)	at Troy (11-9-12)
FREE THROWS MADE	4	at Troy (11-9-12)
	6	vs North Carolina (11-19-12)
FREE THROW ATTEMPTS	7	at Troy (11-9-12)
	9	vs North Carolina (11-19-12)
	9	vs Marquette (11-20-12)
FREE THROW PERCENTAGE	.438 (7-16)	vs Texas (11-21-12)
	.571 (4-7)	at Troy (11-9-12)
REBOUNDS	34	at Troy (11-9-12)
	38	vs Marquette (11-20-12)
ASSISTS	10	FLORIDA ATLANTIC (11-13-12)
	12	at Troy (11-9-12)
STEALS	4	at Troy (11-9-12)
	9	FLORIDA ATLANTIC (11-13-12)
	9	vs Texas (11-21-12)
BLOCKED SHOTS	2	at Troy (11-9-12)
	4	FLORIDA ATLANTIC (11-13-12)
TURNOVERS	12	at Troy (11-9-12)
	12	vs North Carolina (11-19-12)
FOULS	16	vs North Carolina (11-19-12)
	20	FLORIDA ATLANTIC (11-13-12)
	20	vs Marquette (11-20-12)
	20	vs Texas (11-21-12)

2012-13 Mississippi State Basketball
Mississippi State Individual Game-by-Game (as of Nov 23, 2012)
All games

#00 Jalen Steele

Opponent	Date	gs	min	Total		3-Pointers		Free throws		Rebounds				pf	a	t/o	blk	stl	pts	avg
				fg-fga	pct	3fg-fga	pct	ft-fta	pct	off	def	tot	avg							
at Troy	11-9-12	*	34	5-12	.417	2-5	.400	4-4	1.000	0	7	7	7.0	1	1	1	0	2	16	16.0
FLORIDA ATLANTIC	11-13-12	*	8	1-3	.333	0-0	.000	0-0	.000	0	0	0	3.5	0	0	0	0	0	2	9.0
Totals		2	42	6-15	.400	2-5	.400	4-4	1.000	0	7	7	3.5	1	1	1	0	2	18	9.0

Games played: 2
Minutes/game: 21.0
Points/game: 9.0
FG Pct: 40.0
3FG Pct: 40.0
FT Pct: 100.0

Rebounds/game: 3.5
Assists/game: 0.5
Turnovers/game: 0.5
Assist/turnover ratio: 1.0
Steals/game: 1.0

#01 Fred Thomas

Opponent	Date	gs	min	Total		3-Pointers		Free throws		Rebounds				pf	a	t/o	blk	stl	pts	avg
				fg-fga	pct	3fg-fga	pct	ft-fta	pct	off	def	tot	avg							
at Troy	11-9-12	*	27	1-8	.125	1-6	.167	1-2	.500	0	3	3	3.0	0	1	0	0	1	4	4.0
FLORIDA ATLANTIC	11-13-12	*	30	6-12	.500	3-7	.429	1-1	1.000	0	4	4	3.5	2	1	1	0	5	16	10.0
vs North Carolina	11-19-12	*	31	2-12	.167	1-10	.100	2-2	1.000	0	5	5	4.0	2	0	5	0	0	7	9.0
vs Marquette	11-20-12	*	34	6-15	.400	4-8	.500	1-1	1.000	0	3	3	3.8	0	0	1	0	1	17	11.0
vs Texas	11-21-12	*	37	2-10	.200	1-5	.200	5-5	1.000	1	1	2	3.4	3	4	1	1	1	10	10.8
Totals		5	159	17-57	.298	10-36	.278	10-11	.909	1	16	17	3.4	7	6	8	1	8	54	10.8

Games played: 5
Minutes/game: 31.8
Points/game: 10.8
FG Pct: 29.8
3FG Pct: 27.8
FT Pct: 90.9

Rebounds/game: 3.4
Assists/game: 1.2
Turnovers/game: 1.6
Assist/turnover ratio: 0.8
Steals/game: 1.6
Blocks/game: 0.2

#03 Colin Borchert

Opponent	Date	gs	min	Total		3-Pointers		Free throws		Rebounds				pf	a	t/o	blk	stl	pts	avg
				fg-fga	pct	3fg-fga	pct	ft-fta	pct	off	def	tot	avg							
at Troy	11-9-12	*	32	3-9	.333	1-4	.250	0-0	.000	2	1	3	3.0	3	1	2	1	0	7	7.0
FLORIDA ATLANTIC	11-13-12	*	23	1-4	.250	1-1	1.000	0-0	.000	1	3	4	3.5	2	2	0	3	4	3	5.0
Totals		2	55	4-13	.308	2-5	.400	0-0	.000	3	4	7	3.5	5	3	2	4	4	10	5.0

Games played: 2
Minutes/game: 27.5
Points/game: 5.0
FG Pct: 30.8
3FG Pct: 40.0

Rebounds/game: 3.5
Assists/game: 1.5
Turnovers/game: 1.0
Assist/turnover ratio: 1.5
Steals/game: 2.0
Blocks/game: 2.0

#04 Trivante Bloodman

Opponent	Date	gs	min	Total		3-Pointers		Free throws		Rebounds				pf	a	t/o	blk	stl	pts	avg
				fg-fga	pct	3fg-fga	pct	ft-fta	pct	off	def	tot	avg							
at Troy	11-9-12	*	33	4-5	.800	0-0	.000	3-6	.500	1	3	4	4.0	1	1	2	0	1	11	11.0
FLORIDA ATLANTIC	11-13-12	*	28	2-7	.286	0-1	.000	5-6	.833	1	4	5	4.5	2	7	2	0	1	9	10.0
vs North Carolina	11-19-12	*	31	2-7	.286	0-1	.000	2-3	.667	2	2	4	4.3	2	3	5	0	2	6	8.7
vs Marquette	11-20-12	*	27	1-2	.500	1-1	1.000	2-3	.667	1	1	2	3.8	2	1	3	0	1	5	7.8
vs Texas	11-21-12	*	36	2-6	.333	2-2	1.000	3-4	.750	1	3	4	3.8	2	1	4	0	1	9	8.0
Totals		5	155	11-27	.407	3-5	.600	15-22	.682	6	13	19	3.8	9	13	16	0	6	40	8.0

Games played: 5
Minutes/game: 31.0
Points/game: 8.0
FG Pct: 40.7
3FG Pct: 60.0
FT Pct: 68.2

Rebounds/game: 3.8
Assists/game: 2.6
Turnovers/game: 3.2
Assist/turnover ratio: 0.8
Steals/game: 1.2

2012-13 Mississippi State Basketball
Mississippi State Individual Game-by-Game (as of Nov 23, 2012)
All games

#05 Wendell Lewis

Opponent	Date	gs	min	Total		3-Pointers		Free throws		Rebounds				pf	a	t/o	blk	stl	pts	avg
				fg-fga	pct	3fg-fga	pct	ft-fta	pct	off	def	tot	avg							
at Troy	11-9-12	*	16	1-1	1.000	0-0	.000	1-1	1.000	1	1	2	2.0	5	0	4	0	0	3	3.0
FLORIDA ATLANTIC	11-13-12	*	22	4-6	.667	0-0	.000	0-0	.000	2	2	4	3.0	2	3	1	0	1	8	5.5
vs North Carolina	11-19-12	*	26	4-9	.444	0-0	.000	2-2	1.000	1	5	6	4.0	1	2	1	2	0	10	7.0
vs Marquette	11-20-12	*	20	1-3	.333	0-0	.000	4-4	1.000	2	2	4	4.0	3	1	3	0	0	6	6.8
vs Texas	11-21-12	*	20	1-8	.125	0-0	.000	0-0	.000	2	1	3	3.8	3	0	0	0	0	2	5.8
Totals		5	104	11-27	.407	0-0	.000	7-7	1.000	8	11	19	3.8	14	6	9	2	1	29	5.8

Games played: 5
Minutes/game: 20.8
Points/game: 5.8
FG Pct: 40.7
FT Pct: 100.0

Rebounds/game: 3.8
Assists/game: 1.2
Turnovers/game: 1.8
Assist/turnover ratio: 0.7
Steals/game: 0.2
Blocks/game: 0.4

#15 Baxter Price

Opponent	Date	gs	min	Total		3-Pointers		Free throws		Rebounds				pf	a	t/o	blk	stl	pts	avg
				fg-fga	pct	3fg-fga	pct	ft-fta	pct	off	def	tot	avg							
FLORIDA ATLANTIC	11-13-12		6	0-0	.000	0-0	.000	0-0	.000	0	0	0	0.0	0	0	0	0	0	0	0.0
vs North Carolina	11-19-12		1	0-0	.000	0-0	.000	0-0	.000	0	0	0	0.0	0	0	0	0	0	0	0.0
vs Texas	11-21-12		1	0-0	.000	0-0	.000	0-0	.000	0	0	0	0.0	0	0	0	0	0	0	0.0
Totals			0	8	0-0	.000	0-0	.000	0-0	.000	0	0	0	0.0	0	0	0	0	0	0.0

Games played: 3
Minutes/game: 2.7

#20 Gavin Ware

Opponent	Date	gs	min	Total		3-Pointers		Free throws		Rebounds				pf	a	t/o	blk	stl	pts	avg
				fg-fga	pct	3fg-fga	pct	ft-fta	pct	off	def	tot	avg							
at Troy	11-9-12		24	5-6	.833	0-0	.000	0-1	.000	2	5	7	7.0	1	0	3	1	0	10	10.0
FLORIDA ATLANTIC	11-13-12		18	4-8	.500	0-0	.000	2-4	.500	2	3	5	6.0	1	0	2	0	1	10	10.0
vs North Carolina	11-19-12		27	3-9	.333	0-0	.000	2-2	1.000	4	5	9	7.0	2	0	2	2	0	8	9.3
vs Marquette	11-20-12		32	5-9	.556	0-0	.000	1-2	.500	2	4	6	6.8	2	0	2	1	1	11	9.8
vs Texas	11-21-12		24	3-8	.375	0-0	.000	2-6	.333	4	3	7	6.8	0	1	2	0	1	8	9.4
Totals		0	125	20-40	.500	0-0	.000	7-15	.467	14	20	34	6.8	6	1	11	4	3	47	9.4

Games played: 5
Minutes/game: 25.0
Points/game: 9.4
FG Pct: 50.0
FT Pct: 46.7

Rebounds/game: 6.8
Assists/game: 0.2
Turnovers/game: 2.2
Assist/turnover ratio: 0.1
Steals/game: 0.6
Blocks/game: 0.8

2012-13 Mississippi State Basketball
Mississippi State Individual Game-by-Game (as of Nov 23, 2012)
All games

#24 Tyson Cunningham

Opponent	Date	gs	min	Total		3-Pointers		Free throws		Rebounds				pf	a	t/o	blk	stl	pts	avg
				fg-fga	pct	3fg-fga	pct	ft-fa	pct	off	def	tot	avg							
at Troy	11-9-12		12	0-1	.000	0-1	.000	0-0	.000	1	0	1	1.0	0	1	0	0	0	0	0.0
FLORIDA ATLANTIC	11-13-12		21	1-2	.500	0-1	.000	0-0	.000	0	4	4	2.5	2	3	1	0	2	2	1.0
vs North Carolina	11-19-12		25	0-2	.000	0-1	.000	0-0	.000	2	2	4	3.0	0	1	1	0	0	0	0.7
vs Marquette	11-20-12		30	0-3	.000	0-0	.000	0-0	.000	2	1	3	3.0	0	2	4	0	1	0	0.5
vs Texas	11-21-12		30	1-2	.500	1-1	1.000	2-2	1.000	2	2	4	3.2	3	2	2	0	0	5	1.4
Totals		0	118	2-10	.200	1-4	.250	2-2	1.000	7	9	16	3.2	5	9	8	0	3	7	1.4

Games played: 5
Minutes/game: 23.6
Points/game: 1.4
FG Pct: 20.0
3FG Pct: 25.0
FT Pct: 100.0

Rebounds/game: 3.2
Assists/game: 1.8
Turnovers/game: 1.6
Assist/turnover ratio: 1.1
Steals/game: 0.6

#25 Roquez Johnson

Opponent	Date	gs	min	Total		3-Pointers		Free throws		Rebounds				pf	a	t/o	blk	stl	pts	avg
				fg-fga	pct	3fg-fga	pct	ft-fa	pct	off	def	tot	avg							
FLORIDA ATLANTIC	11-13-12		23	7-11	.636	0-0	.000	3-10	.300	2	3	5	5.0	2	0	2	0	0	17	17.0
vs North Carolina	11-19-12	*	31	4-13	.308	1-3	.333	3-4	.750	4	3	7	6.0	1	0	2	1	1	12	14.5
vs Marquette	11-20-12	*	26	5-9	.556	0-1	.000	6-8	.750	6	2	8	6.7	3	1	3	3	1	16	15.0
vs Texas	11-21-12	*	36	7-12	.583	0-1	.000	4-9	.444	4	2	6	6.5	3	1	7	1	6	18	15.8
Totals		3	116	23-45	.511	1-5	.200	16-31	.516	16	10	26	6.5	9	2	14	5	8	63	15.8

Games played: 4
Minutes/game: 29.0
Points/game: 15.8
FG Pct: 51.1
3FG Pct: 20.0
FT Pct: 51.6

Rebounds/game: 6.5
Assists/game: 0.5
Turnovers/game: 3.5
Assist/turnover ratio: 0.1
Steals/game: 2.0
Blocks/game: 1.3

#32 Craig Sword

Opponent	Date	gs	min	Total		3-Pointers		Free throws		Rebounds				pf	a	t/o	blk	stl	pts	avg
				fg-fga	pct	3fg-fga	pct	ft-fa	pct	off	def	tot	avg							
at Troy	11-9-12		22	0-1	.000	0-0	.000	2-4	.500	0	4	4	4.0	5	1	4	0	1	2	2.0
FLORIDA ATLANTIC	11-13-12		21	4-8	.500	0-0	.000	3-7	.429	1	3	4	4.0	3	0	5	2	3	11	6.5
vs North Carolina	11-19-12	*	26	2-8	.250	0-2	.000	2-6	.333	0	3	3	3.7	3	0	5	0	1	6	6.3
vs Marquette	11-20-12	*	31	2-11	.182	0-2	.000	3-5	.600	1	1	2	3.3	3	2	6	0	1	7	6.5
vs Texas	11-21-12	*	16	1-5	.200	0-2	.000	1-2	.500	1	1	2	3.0	5	2	1	0	3	3	5.8
Totals		3	116	9-33	.273	0-6	.000	11-24	.458	3	12	15	3.0	19	5	21	2	9	29	5.8

Games played: 5
Minutes/game: 23.2
Points/game: 5.8
FG Pct: 27.3
3FG Pct: 0.0
FT Pct: 45.8

Rebounds/game: 3.0
Assists/game: 1.0
Turnovers/game: 4.2
Assist/turnover ratio: 0.2
Steals/game: 1.8
Blocks/game: 0.4

2012-13 Mississippi State Basketball
Mississippi State Individual Game-by-Game (as of Nov 23, 2012)
All games

#TM TEAM

Opponent	Date	gs	min	Total		3-Pointers		Free throws		Rebounds				pf	a	t/o	blk	stl	pts	avg
				fg-fga	pct	3fg-fga	pct	ft-fa	pct	off	def	tot	avg							
at Troy	11-9-12		0	0-0	.000	0-0	.000	0-0	.000	1	1	2	2.0	0	0	0	0	0	0	0.0
FLORIDA ATLANTIC	11-13-12		0	0-0	.000	0-0	.000	0-0	.000	3	2	5	3.5	0	0	2	0	0	0	0.0
vs North Carolina	11-19-12		0	0-0	.000	0-0	.000	0-0	.000	4	1	5	4.0	0	0	0	0	0	0	0.0
vs Marquette	11-20-12		0	0-0	.000	0-0	.000	0-0	.000	2	3	5	4.3	0	0	0	0	0	0	0.0
vs Texas	11-21-12		0	0-0	.000	0-0	.000	0-0	.000	3	1	4	4.2	0	0	1	0	0	0	0.0
Totals		0	0	0-0	.000	0-0	.000	0-0	.000	13	8	21	4.2	0	0	3	0	0	0	0.0

Games played: 5

Rebounds/game: 4.2

Turnovers/game: 0.6

Individual Career History

Andre Applewhite

Season	gp-gs	min/avg	Total		3-Point		F-Throws		Rebounds				pf	fo	ast	to	blk	stl	Scoring	
			fg-fga	pct	fg-fga	pct	ft-fta	pct	off	def	tot	avg							pts	avg
2012-13	5-5	155/31.0	11-27	.407	3-5	.600	15-22	.682	6	13	19	3.8	9	0	13	16	0	6	40	8.0
TOTAL	5-5	155/31.0	11-27	.407	3-5	.600	15-22	.682	6	13	19	3.8	9	0	13	16	0	6	40	8.0

Trivante Bloodman

Season	gp-gs	min/avg	Total		3-Point		F-Throws		Rebounds				pf	fo	ast	to	blk	stl	Scoring	
			fg-fga	pct	fg-fga	pct	ft-fta	pct	off	def	tot	avg							pts	avg
2012-13	2-2	55/27.5	4-13	.308	2-5	.400	0-0	.000	3	4	7	3.5	5	0	3	2	4	4	10	5.0
TOTAL	2-2	55/27.5	4-13	.308	2-5	.400	0-0	.000	3	4	7	3.5	5	0	3	2	4	4	10	5.0

Colin Borchert

Season	gp-gs	min/avg	Total		3-Point		F-Throws		Rebounds				pf	fo	ast	to	blk	stl	Scoring	
			fg-fga	pct	fg-fga	pct	ft-fta	pct	off	def	tot	avg							pts	avg
2012-13	2-2	55/27.5	4-13	.308	2-5	.400	0-0	.000	3	4	7	3.5	5	0	3	2	4	4	10	5.0
TOTAL	2-2	55/27.5	4-13	.308	2-5	.400	0-0	.000	3	4	7	3.5	5	0	3	2	4	4	10	5.0

Tyson Cunningham

Season	gp-gs	min/avg	Total		3-Point		F-Throws		Rebounds				pf	fo	ast	to	blk	stl	Scoring	
			fg-fga	pct	fg-fga	pct	ft-fta	pct	off	def	tot	avg							pts	avg
2011-12	10-0	14/1.4	0-11	.000	0-4	.000	0-0	.000	1	0	1	0.1	4	0	0	1	0	1	0	0.0
2012-13	5-0	118/23.6	2-10	.200	1-4	.250	2-2	1.000	7	9	16	3.2	5	0	9	8	0	3	7	1.4
TOTAL	15-0	132/8.8	2-21	.095	1-8	.125	2-2	1.000	8	9	17	1.1	9	0	9	9	0	4	7	0.5

Jacoby Davis

Roquez Johnson

Season	gp-gs	min/avg	Total		3-Point		F-Throws		Rebounds				pf	fo	ast	to	blk	stl	Scoring	
			fg-fga	pct	fg-fga	pct	ft-fta	pct	off	def	tot	avg							pts	avg
2011-12	13-0	45/3.5	0-3	.000	0-0	.000	1-6	.167	3	8	11	0.8	6	0	0	6	3	1	1	0.1
2012-13	4-3	116/29.0	23-45	.511	1-5	.200	16-31	.516	16	10	26	6.5	9	0	2	14	5	8	63	15.8
TOTAL	17-3	161/9.5	23-48	.479	1-5	.200	17-37	.459	19	18	37	2.2	15	0	2	20	8	9	64	3.8

Wendell Lewis

Season	gp-gs	min/avg	Total		3-Point		F-Throws		Rebounds				pf	fo	ast	to	blk	stl	Scoring	
			fg-fga	pct	fg-fga	pct	ft-fta	pct	off	def	tot	avg							pts	avg
2009-10	26-0	142/5.5	15-31	.484	0-0	.000	4-8	.500	13	21	34	1.3	17	0	0	9	5	0	34	1.3
2010-11	31-2	466/15.0	51-89	.573	0-0	.000	13-32	.406	53	64	117	3.8	40	0	9	21	30	9	115	3.7
2011-12	33-6	694/21.0	55-88	.625	0-0	.000	15-30	.500	58	74	132	4.0	60	1	9	23	30	16	125	3.8
2012-13	5-5	104/20.8	11-27	.407	0-0	.000	7-7	1.000	8	11	19	3.8	14	1	6	9	2	1	29	5.8
TOTAL	95-13	1406/14.8	132-235	.562	0-0	.000	39-77	.506	132	170	302	3.2	131	2	24	62	67	26	303	3.2

Baxter Price

Season	gp-gs	min/avg	Total		3-Point		F-Throws		Rebounds				pf	fo	ast	to	blk	stl	Scoring	
			fg-fga	pct	fg-fga	pct	ft-fta	pct	off	def	tot	avg							pts	avg
2009-10	11-0	13/1.2	1-3	.333	0-0	.000	0-0	.000	1	1	2	0.2	0	0	0	1	0	1	2	0.2
2010-11	6-0	5/0.8	0-0	.000	0-0	.000	0-0	.000	0	0	0	0.0	0	0	0	0	1	0	0	0.0
2011-12	10-0	11/1.1	0-1	.000	0-0	.000	0-0	.000	1	0	1	0.1	0	0	0	1	0	0	0	0.0
2012-13	3-0	8/2.7	0-0	.000	0-0	.000	0-0	.000	0	0	0	0.0	0	0	0	0	0	0	0	0.0
TOTAL	30-0	37/1.2	1-4	.250	0-0	.000	0-0	.000	2	1	3	0.1	0	0	0	2	1	1	2	0.1

Individual Career History

Jalen Steele

Season	gp-gs	min/avg	Total		3-Point		F-Throws		Rebounds				pf	fo	ast	to	blk	stl	Scoring	
			fg-fga	pct	fg-fga	pct	ft-fta	pct	off	def	tot	avg							pts	avg
2010-11	27-6	485/18.0	49-137	.358	27-82	.329	29-39	.744	15	25	40	1.5	22	0	25	24	0	10	154	5.7
2011-12	33-16	783/23.7	92-231	.398	70-178	.393	32-35	.914	17	44	61	1.8	37	0	28	37	3	10	286	8.7
2012-13	2-2	42/21.0	6-15	.400	2-5	.400	4-4	1.000	0	7	7	3.5	1	0	1	1	0	2	18	9.0
TOTAL	62-24	1310/21.1	147-383	.384	99-265	.374	65-78	.833	32	76	108	1.7	60	0	54	62	3	22	458	7.4

Craig Sword

Season	gp-gs	min/avg	Total		3-Point		F-Throws		Rebounds				pf	fo	ast	to	blk	stl	Scoring	
			fg-fga	pct	fg-fga	pct	ft-fta	pct	off	def	tot	avg							pts	avg
2012-13	5-3	116/23.2	9-33	.273	0-6	.000	11-24	.458	3	12	15	3.0	19	2	5	21	2	9	29	5.8
TOTAL	5-3	116/23.2	9-33	.273	0-6	.000	11-24	.458	3	12	15	3.0	19	2	5	21	2	9	29	5.8

Fred Thomas

Season	gp-gs	min/avg	Total		3-Point		F-Throws		Rebounds				pf	fo	ast	to	blk	stl	Scoring	
			fg-fga	pct	fg-fga	pct	ft-fta	pct	off	def	tot	avg							pts	avg
2012-13	5-5	159/31.8	17-57	.298	10-36	.278	10-11	.909	1	16	17	3.4	7	0	6	8	1	8	54	10.8
TOTAL	5-5	159/31.8	17-57	.298	10-36	.278	10-11	.909	1	16	17	3.4	7	0	6	8	1	8	54	10.8

Gavin Ware

Season	gp-gs	min/avg	Total		3-Point		F-Throws		Rebounds				pf	fo	ast	to	blk	stl	Scoring	
			fg-fga	pct	fg-fga	pct	ft-fta	pct	off	def	tot	avg							pts	avg
2012-13	5-0	125/25.0	20-40	.500	0-0	.000	7-15	.467	14	20	34	6.8	6	0	1	11	4	3	47	9.4
TOTAL	5-0	125/25.0	20-40	.500	0-0	.000	7-15	.467	14	20	34	6.8	6	0	1	11	4	3	47	9.4