

2014-15
Game Notes

10 NCAA Appearances | 1 Final Four | 6 SEC Championships | 3 SEC Tournament Titles | 18 Postseason Appearances



Game 5

MISSISSIPPI STATE
Bulldogs (4-0)

vs.

St. Louis
Billikens (3-1)

Mississippi State Athletic Media Relations

55 Coliseum Boulevard, Mississippi State, MS 39762

GREGG ELLIS, Associate Director

(W) 662.325.3595 | (C) 662.322.0145 | gellis@athletics.msstate.edu

Twitter: @msusportsgregg & @HailStateMBK | www.hailstate.com

Facebook: facebook.com/HailStateMBK

Instagram: HailStateMBK

Series Information

Series: 1-0, St. Louis

Home: NA

Away: 1-0, St. Louis

Neutral: NA

Current Streak: St. Louis, +1

Last Meeting: 63-46, St. Louis (1951)

Series Note: MSU will play either TCU or Bradley on Saturday.



Game Information

When: Friday, November 28, 2014

Time: 8:35 p.m.

Location: Corpus Christi, Texas

Arena: American Bank Center (8,000)

TV: CBS Sports - Sean Grande (PxP)

Bob Wenzel

Sirius/XM: NA

Mississippi State Coach: Rick Ray

MSU Record: 28-41, Third Year

Career Record: Same

vs. St. Louis: First Meeting

St. Louis Coach: Jim Crews

St. Louis Record: 58-15, 3rd Year

Career Record: 412-363, 27th

vs. MSU: First Meeting

2014-15 MSU Schedule/Results

NOVEMBER

14	WESTERN CAROLINA	W, 66-56
17	MISSISSIPPI VALLEY STATE	W, 89-68
22	UTAH STATE	W, 71-63
24	CLAYTON STATE	W, 59-46

Corpus Christi Coastal Challenge

28	vs. St. Louis	8:30 p.m.
29	vs. TCU/Bradley	3:30/ 6 p.m.

DECEMBER

6	at Tulane	1 p.m.
13	at Oregon State	3 p.m.
17	ARKANSAS STATE	6 p.m.
20	vs. USC Upstate ^	3 p.m.
23	JACKSONVILLE	7 p.m.
30	McNeese State	7 p.m.

JANUARY

2	FLORIDA STATE	7 p.m.
7	TENNESSEE	8 p.m.
10	at Florida	6 p.m.
13	at Texas A&M	8 p.m.
17	VANDERBILT	3 p.m.
21	at Auburn	8 p.m.
24	GEORGIA	2 p.m.
28	at Ole Miss	8 p.m.
31	LSU	1 p.m.

FEBRUARY

3	at Tennessee	6 p.m.
7	at Arkansas	3 p.m.
10	ALABAMA	8 p.m.
14	at Missouri	3 p.m.
19	OLE MISS	8 p.m.
21	ARKANSAS	3 p.m.
25	KENTUCKY	6 p.m.
28	at South Carolina	5 p.m.

MARCH

4	at Vanderbilt	8 p.m.
7	MISSOURI	5:30 p.m.

2015 SEC Tournament

11-15	TBA +	TBA
-------	-------	-----

^ - Jackson, Miss (Mississippi Coliseum)

+ - Nashville (Bridgestone Arena)






WHAT TO NOTE AS MSU PLAYS ST. LOUIS . . .

- ✓ Mississippi State is 88-77 all-time in mid-season tournaments with 19 titles. The Bulldogs' last crown came at the 2011 2K Sports Classic in New York City.
- ✓ MSU and St. Louis have met just once, with the Billikens claiming a 63-46 home win on Dec. 9, 1950.
- ✓ MSU assistant coach **Chris Hollender** was on Jim Crews' staff at Army for seven years, and he played for him at Evansville.
- ✓ The Bulldogs are 10-6 all-time against the 11 teams that comprise the Atlantic 10 Conference.
- ✓ MSU's most common foe is Richmond (4-4). The last team Mississippi State faced was St. Bonaventure in 2009 in a 105-53 victory at Humphrey Coliseum. MSU also played Richmond that year, dropping a 63-62 decision in South Padre, Texas.
- ✓ After scoring in double-digits the first four games, senior forward **Roquez Johnson** is tied for fifth in the SEC with his 16.5 scoring clip.
- ✓ After four games, MSU leads the SEC in free throws made (22.8) and attempted (30.8).
- ✓ In the final three minutes of the last two games, **Trivante Bloodman** has been clutch at the foul line, making all eight of his attempts to secure the win. He's currently fifth in the SEC in percent age at .917 (22-24).
- ✓ **Fred Thomas'** streak of scoring in double-digits ended at six against Clayton State.
- ✓ The Bulldogs have out-rebounded their opponents by 12 or more boards in all four games. The last time MSU won the rebounding battle four games in a row in the same season was 2009-10. Dating back to last year, MSU has out-rebounded its opponents six-consecutive games.
- ✓ Mississippi State leads the SEC in fewest rebounds allowed at 25.8.
- ✓ Junior guard **Craig Sword** has missed the first three games of the year while recovering from back surgery back in October. His return has not yet been determined. Already out for the entire year is junior college transfer **Johnny Zuppardo**, who tore his ACL and meniscus in October.

MSU BY THE NUMBER

16 — MSU is second in the SEC in rebounding margin at +16.

MISSISSIPPI STATE PROJECTED STARTING 5

G • 6-0 • 190 • Sr	G • 6-5 • 206 • Jr	F • 6-8 • 219 • Jr	F • 6-7 • 210 • Sr	F • 6-9 • 260 • Jr
3 Trivante Bloodman	Fred Thomas	23 Travis Daniels	25 Roquez Johnson	20 Gavin Ware
				
Pts.: 9.5 Rbs.: 2.5 Assts.: 5.3 Stl.: 1.3	Pts.: 13.0 Rbs.: 4.3 Assts.: 0.8 Stl.: 1.5	Pts.: 5.3 Rbs.: 5.0 Assts.: 0.8 Stl.: 0.8	Pts.: 16.5 Rbs.: 5.5 Assts.: 1.0 Stl.: 1.3	Pts.: 14.0 Rbs.: 8.3 Blks.: 2.3 Stl.: 0.3

2014-15 BULLDOG BASKETBALL

WWW.HAILSTATE.COM | @HAILSTATEMBK

ST. LOUIS PREVIEW/SERIES

2014-15 STATS	PPG	FG%	3FG%	FT%	RB	RBM	A	S	B	T	TM
Mississippi State (4-0)	71.2	47.6	26.1	74.0	41.8	+16.0	10.0	7.3	4.3	16.3	-3.2
St. Louis (3-1)	61.0	38.2	38.2	69.8	36.0	+2.5	11.3	5.8	2.0	15.0	-0.7

Leaders	Scoring	Rebounds	Assists	Steals	Blocks
MSU	Johnson, 16.5	Ware, 8.3	Bloodman, 5.3	Thomas, 1.5	Ware, 2.3
SLU	McBroom, 13.0	Yacoubou, 6.0	Roby, 2.5	Roby, 1.0	Manning, 1.3

St. Louis' Last 5 Games		
Date	Opponent	Score
11-15-14	Southern Illinois	W, 62-59
11-18-14	at Indiana State	W, 69-56
11-23-14	TAMU-Corpus Christi	L, 62-56
11-25-14	North Carolina A&T	W, 57-54

Last Time Out For St. Louis
✓ The Billikens overcame a 21-20 deficit at the break.
✓ In each game, St. Louis has played 12 players.
✓ SLU was 13-38 shooting, while NC A&T was 21-51.
✓ The Billikens won the battle of the boards, 31-29.
✓ Miles Reynolds paced SLSU with 10 points, while Ash Yacoubou had 5 rebounds.

Rick Ray vs. St. Louis
First Meeting
Most Points Scored:
Fewest Points Scored:
Most Points Allowed:
Fewest Points Allowed:

Mississippi State vs. St. Louis

1950: 63-46, St. Louis

LAST MEETING

ST. LOUIS SERIES

Overall
(St. Louis leads, 1-0)

Last MSU win: NA
Last SLU win: 63-46 (1951)
Current SLU win streak: 1
Biggest MSU win: NA
Biggest SLU win: 63-46 (1951)
Most MSU points: 46 (1951)
Most SLU points: 63 (1951)

NEXT FOUR FOR MSU . . .

November 29	December 6	December 13	December 17
vs. TCU/Bradley 3:30/6 p.m. Corpus Christi, TX TV: CBS Sports Network Series: SLU Leads, 1-0	at Tulane 1 p.m. New Orleans, LA TV: None Series: MSU leads, 54-38	at Oregon State 3 p.m. Corvallis, OR TV: Pac-12 Network Series: MSU leads, 1-0	Arkansas State 6 p.m. Starkville, MS TV: SEC Network Series: MSU leads, 9-2

NOTES

STAFF CONSISTENCY

For the third-consecutive year, Rick Ray's staff remained intact during the offseason.

Back for their third year at Chris Hollender, George Brooks, Wes Flanigan, Adam Gordon and Adam Bauman.

ANOTHER CLEMSON CONNECTION

In his first year as a graduate assistant is Tanner Smith, a four-year player at Clemson when Rick Ray was an assistant and Adam Gordon a graduate assistant.

Smith's duties include assisting with on-court workouts, video scouting, academic monitoring and on-campus recruiting.

He comes to MSU after spending the last two years overseas playing professionally.

At Clemson, Smith appeared in 127 games where he scored 986 points, grabbed 459 rebounds, dished out 320 assists and collected 159 steals en route to playing in three different NCAA Tournaments.

MORE ASSISTS; FEWER TURNOVERS

After dishing out just 321 assists and committing 545 turnovers two years ago, MSU improved drastically in both departments a year ago.

In 2013-14, MSU had 401 assists compared to just 459 turnovers.

Through four games this year, however, MSU has 40 assists and 65 turnovers.

MAN OF STEAL

In just two seasons, Craig Sword has collected 115 steals, including the 60 he had a year ago.

He needs just 24 more to crack the Top 10 in the MSU record books. Ray White (1976-79) is record holder with 217.

1,000 POINT CLUB

Mississippi State has two players that could join the 1,000-point club this year — Craig Sword and Gavin Ware

Sword, who has missed the first four games due to back surgery, needs just 228 more points after he totaled 437 a year ago.

Ware is now 344 points shy after he totaled 11 against Clayton State on Monday. Last year, he scored 330 points.

HOME LOSING SKID SNAPPED

Not only did Mississippi State open the year on a positive note, it snapped a six-game losing skid at Humphrey Coliseum.

Prior to the Bulldogs' 66-56 win against Western Carolina, their last win at the Hump came on Jan. 22, 2014, against Auburn 82-74.

MSU now owns a four-game winning streak at the Hump.

10 AND COUNTING

Against Western Carolina, junior forward Gavin Ware recorded his 10th-career double-double with 14 points and 10 rebounds.

He's currently tied for 6th in the SEC in rebounding (9.0) and 10th in scoring (16.5).

400th WIN

On Dec. 1, 1975, the doors of Humphrey Coliseum officially opened with an 85-82 win against Indiana State.

Against Western Carolina on Friday, MSU collected win No. 400 with the 66-56 victory.

BULLDOGS SIGN THREE

In mid-November, Mississippi State took advantage of the early signing period by inking Quindary Weatherspoon, Tookie Brown and Joe Strugg.

Brown is a 5-11, 170-pound guard out of Morgan County High School in Madison, Ga., while Strugg is a 6-8, 200-pound forward from G.W. Carver High School in Montgomery, Ala.

Weatherspoon, rated as the No. 2 overall player in Mississippi and 78th nationally, is a 6-4, 175-pound guard out of Velma Jackson. Recently, the Clinton, Miss., native was named to the Clarion Ledger's Dandy Dozen team.

Strugg is the fourth MSU signee out of Carver in the last four years, along with Roquez Johnson, Craig Sword and Demetrius Houston.

RARE TYPE OF WIN

Usually when MSU has fewer assists than its opponent, it loses. But against Western Carolina, the Bulldogs improved to 3-37 when having fewer assists (7/12).

SEC STANDINGS & RESULTS

2015-15 SEC Standings			SEC SCORES		UPCOMING GAMES	
	SEC	Overall				
Kentucky		6-0 1.000	November 24 (Monday)		November 27 (Thursday)	
Mississippi State		4-0 1.000	Clemson 64, LSU 61		Tennessee vs. Santa Clara, 11 a.m.	
Arkansas		4-0 1.000	Arizona 72, Missouri 53		Florida vs. Wisconsin, TBD	
Vanderbilt		4-0 1.000	Mississippi State 59, Clayton State 46		November 28 (Friday)	
Alabama		4-1 .800	Iowa State 84, Alabama 74		New Orleans at Texas A&M, Noon	
Ole Miss		3-1 .750	Tulsa 53, Auburn 35		Vanderbilt vs. Rutgers, 6 p.m.	
Texas A&M		3-1 .750	November 25 (Tuesday)		Ole Miss vs. Creighton, 7:30 p.m.	
Auburn		3-2 .600	Purdue 82, Missouri 61		North Texas at Arkansas, 8 p.m.	
Georgia		3-2 .600	Alabama 76, Arizona State 71		Mississippi State vs. St. Louis, 8:30 p.m.	
LSU		3-2 .600	Kentucky 92, UT-Arlington 44		Florida vs. TBD, TBD	
Florida		2-2 .500	Arkansas 78, SMU 72		Tennessee vs. Kansas/Rhode Island, TBD	
Missouri		3-3 .500	Vanderbilt 63, Norfolk State 53		Georgia vs. Minnesota/St. John's, TBD	
South Carolina		3-3 .500	November 26 (Wednesday)		November 28 (Saturday)	
Tennessee		1-1 .500	Missouri 74, Chaminade 60		McNeese State at LSU, 7 p.m.	
			South Carolina 89, UNC Asheville, 75		Vanderbilt vs. Virginia/LaSalle, TBD	
			Auburn 71, Oregon State 69		Ole Miss vs. Cincinnati/MTSU, TBD	
			Georgetown 66, Florida 65		Mississippi State vs. Bradley, TBD	
			Gonzaga 88, Georgia 76		November 30 (Sunday)	
					Providence at Kentucky, 1 p.m.	
					Iona at Arkansas, 2:30 p.m.	
					Tennessee vs. TBD, TBD	

As of November 27, 2014

2014-15 MISSISSIPPI STATE NOTES

TOP SHOOTERS

■ Mississippi State has two of the Top 5 shooters in the SEC in Roquez Johnson and Gavin Ware.

Johnson is currently second at .643, while Ware is third at .636. Ware is also getting it done at the foul line, where is tied for 10th at .824

D-E-F-E-N-S-E

■ MSU allowed just 46 points versus Clayton State on Monday. It was the fewest points given up since limiting New Orleans to 46 on Jan. 3, 2013.

HIGH STEAL COUNT

■ Also against Clayton State, the Bulldogs collected a season-high 11 steals.

It was the most steals since also having 11 against Auburn on Feb. 15 last year.

LOW ASSISTS COUNT

■ Assists were hard to come by against the Lakers.

The Bulldogs had just five, with Trivante Bloodman and I.J. Ready each having two.

The last time MSU had five or fewer was last March at Georgia.

CLEANING THE GLASS

■ Against Mississippi Valley State on Nov. 17, Mississippi State easily won the battle of the boards, 47-25.

It was the largest margin since being plus-20 against LSU on Jan. 25, 2012.

NOT A LOT, BUT MAKING THEM COUNT

■ In the season opener against Western Carolina, Mississippi State attempted just 37 field goals, making 17.

That was the fewest attempts since Feb. 12, 2005, when the Bulldogs shot 39 against Vanderbilt.

20 IS HIS NUMBER

■ Against Mississippi Valley State last week, senior forward Roquez Johnson tied his career high with 20 points.

It was the third time the Montgomery, Ala., totaled 20 points, the last coming against Ole Miss last January in a win at Humphrey Coliseum.

Johnson is currently sixth in the SEC with his 17.0 scoring clip.

500 CLUB IN REACH

■ Following a 7-rebound performance against Clayton State on Monday, junior forward Gavin Ware now needs just 33 more to reach 500 for his career.

In the scoring category, he's now just 344 points shy of 1,000.

ALABAMA FLAVOR

■ A quick glance at Mississippi State's roster reveals one very strong common thread — the state of Alabama.

Player wise, the roster features five players from Alabama — Travis Daniels, Demetrius Houston, Roquez Johnson, Craig Sword and De'Runnya Wilson.

In addition, the coaching staff has two ties in Wes Flanigan and George Brooks.

Flanigan was an All-SEC standout at Auburn from 1993-97, while Brooks is a native of Lafayette, Ala.

7 PLAYERS SEE FIRST-TIME ACTION

■ Five Mississippi State players saw their first action as a Bulldog against Western Carolina — Oliver Black, Travis Daniels, Maurice Dunlap, Demetrius Houston and Fallou Ndoeye.

That total tied for the second most in the SEC with Tennessee, while Texas A&M had the most with seven.

Then against Mississippi Valley State, Jeffery Johnson and Isaiah Butler made their collegiate debuts.

BULLDOGS INVITED TO PUERTO RICO

■ On Thursday, MSU learned it will be playing in the 2015 Puerto Rico Classic.

The field of eight also features Butler, Miami, Minnesota, Missouri State, Temple, Texas Tech and Utah.

HUTTON NAMED 2015 SEC LEGEND

■ Doug Hutton has been named the 2015 SEC Legend.

Hutton, a native of Clinton, Miss., played for the Bulldogs from 1961-64 and led MSU to the historic 1963 NCAA Tournament against Loyola-Chicago.

The All-SEC standout was voted team captain his senior year and averaged 14.8 points.


He'll be recognized at the SEC Tournament next March in Nashville.

All-Time MSU Legends

1999: Bailey Howell
2000: Jim Ashmore
2001: W.D. Stroud
2002: Jeff Malone
2003: Joe Dan Gold
2004: Greg Carter
2005: Jack Bouldin
2006: Rickey Brown
2007: Richard Williams
2008: Wiley Peck
2009: Tony Watts
2010: Kermit Davis
2011: Darryl Wilson
2012: Chuck Evans
2013: Horatio Webster
2014: Erick Dampier
2015: Doug Hutton

2014-15 MISSISSIPPI STATE PLAYER BREAKDOWN

0




Maurice Dunlap ● Fr ● G ● 6-2 ● 175 ● Greenwood, MS

MIN	PTS	RBS	AST	FG%	3FG%	FT%
12.5	3.8	0.8	0.3	.286	.250	.833

Notes: Made MSU debut vs. WCU and finished with 6 points on 2 3-pointers. Had 5 points, 2 boards vs. MVSU. Missed only FG attempt vs. Utah State. 4 points vs. Clayton State.

1




Fred Thomas ● Jr ● F ● 6-5 ● 206 ● Jackson, MS

MIN	PTS	RBS	STL	FG%	3FG%	FT%
29.8	13.0	4.3	1.5	.400	.438	.739

Notes: Considered MSU's best defensive player. Totaled 15 points vs. WCU and 17 vs. MVSU. In last six games dating back to last year, is 27-of-56 shooting. Had 15 points vs. Utah State. Season-low 5 points vs. Clayton State, but had season-high 5 steals.

2




Demetrious Houston ● Fr ● F ● 6-7 ● 210 ● Montgomery, AL

MIN	PTS	RBS	AST	FG%	3FG%	FT%
17.8	2.5	5.5	0.3	.150	.200	.600

Notes: Made MSU debut vs. WCU and totaled 3 points and 7 rebounds. Also had 7 rebounds vs. MVSU and 4 points. Had 3 points, 3 boards vs. Utah State. Failed to score for first time against Clayton State.

3




Trivante Bloodman ● Jr ● G ● 6-0 ● 190 ● The Bronx, NY

MIN	PTS	RBS	AST	FG%	3FG%	FT%
28.0	9.5	2.5	5.3	.615	.000	.917

Notes: One of only two scholarship seniors on MSU's roster. Totaled 7 points, 6 assists vs. WCU. Had 11 points and 7 assists vs. MVSU. Made 6 FTs in final 2:40 vs. Utah State to secure win. Has 19 assists in three games. Season-high 12 points vs. Clayton State. 4th in SEC in assists, 5th in FT%.

15




I.J. Ready ● So ● G ● 5-11 ● 170 ● North Little Rock, AR

MIN	PTS	RBS	AST	FG%	3FG%	FT%
17.0	2.0	2.0	2.0	.000	.000	.800

Last Game: Missed all of preseason after having surgery to repair a bulging disk. Saw first action against Utah State and totaled 2 points, 3 assists and 2 steals in 15 minutes. Also 2 points, 2 assists, 2 steals vs. Clayton State.

20




Gavin Ware ● Jr ● F ● 6-9 ● 260 ● Starkville, MS

MIN	PTS	RBS	BLK	FG%	3FG%	FT%
25.0	14.0	8.3	2.3	.636	---	.824

Notes: Recorded 10th double-double of career with 14 points and 10 rebounds vs. WCU. Had 19 points, 8 boards vs. MVSU. 25 rebounds shy of 500 after having 7 boards to go along with has 11 points vs. Clayton State. Also had 12 points, 8 rebounds vs. Utah State. Third in SEC with .636 FG% and T5 in rebounding.

22




Fallou Ndoye ● Fr ● F ● 6-11 ● 222 ● Taif, Senegal

MIN	PTS	RBS	STL	FG%	3FG%	FT%
15.0	4.8	3.0	0.3	.857	---	.778

Notes: Made MSU debut vs. WCU and totaled 2 points, 3 rebounds to go along with his 1 steal. Had 3 points, 2 boards vs. MVSU. Scored all 9 of his points in first half against Utah State. Had career-high 5 rebounds vs. Clayton State

23




Travis Daniels ● Jr ● G ● 6-8 ● 219 ● Tuscaloosa, AL

MIN	PTS	RBS	STL	FG%	3FG%	FT%
24.3	5.3	5.0	0.8	.350	.222	.556

Notes: Made MSU debut vs. WCU and totaled 2 points, 1 rebound. Had 10 points, 6 rebounds vs. MVSU. Had season-high 8 rebounds vs. Utah State and also 7 points. Had 2 points, 5 rebounds vs. Clayton State.

25




Roquez Johnson ● Sr ● F ● 6-7 ● 210 ● Montgomery, AL

MIN	PTS	RBS	AST	FG%	3FG%	FT%
27.3	16.5	5.5	1.0	.643	---	.600

Notes: Tied his career high with 20 points against MVSU after having 16 vs. WCU. Had 15 points vs. Utah State. Second in SEC with .690 FG% and sixth in scoring. Season-high 8 rebounds vs. Clayton State to go along with 15 points.

32




Craig Sword ● Jr ● G ● 6-3 ● 196 ● Montgomery, AL

MIN	PTS	RBS	AST	FG%	3FG%	FT%
---	---	---	---	---	---	---

Notes: Missed all of preseason and first four games due to surgery to repair a bulging disk. Led MSU in scoring last year with his 13.7 clip. For his career, has 772 points and 115 steals. Needs just 24 more steals to crack the Top 10 in MSU record books.

33



Oliver Black ● FR ● F ● 6-9 ● 224 ● Jackson, MS

MIN	PTS	RBS	BLK	FG%	3FG%	FT%
10.5	1.0	2.8	0.3	.500	---	.400

Notes: Made MSU debut vs. WCU and totaled 1 points, 2 rebounds to go along with his 1 steal and 1 block. Had 5 rebounds vs. Valley. Had 3 points, 4 rebounds vs. Clayton State, where he also attempted first FG of the year.

MISSISSIPPI STATE TV/RADIO ROSTER



0 Maurice Dunlap
FR | G | 6-2 | 175
Greenwood, MS



1 Fred Thomas
JR | G | 6-5 | 206
Jackson, MS



2 Demetrius Houston
FR | F | 6-7 | 210
Montgomery, AL



3 Trivante Bloodman
SR | G | 6-0 | 190
The Bronx, NY



4 Johnny Zuppardo
JR | F | 6-9 | 235
Bay St. Louis, MS



5 Isaiah Butler
SR | G | 6-2 | 214
Brandon, MS



10 Jeffery Johnson
SR | G | 6-2 | 172
Memphis, TN



12 De'Runnya Wilson
SO | F | 6-5 | 225
Birmingham, AL



14 Elijah Staley
FR | G | 6-6 | 235
Marietta, GA



15 I.J. Ready
SO | G | 5-11 | 170
North Little Rock, AR



20 Gavin Ware
JR | F | 6-9 | 260
Starkville, MS



22 Fallou Ndoeye
FR | F | 6-11 | 222
Senegal



23 Travis Daniels
JR | G | 6-8 | 219
Tuscaloosa, AL



25 Roquez Johnson
SR | F | 6-7 | 210
Montgomery, AL



32 Craig Sword
JR | G | 6-3 | 196
Montgomery, AL



33 Oliver Black
FR | F | 6-9 | 224
Jackson, MS



Rick Ray
Head Coach
3rd Year



George Brooks
Assistant Coach
5th Year



Wes Flanigan
Assistant Coach
3rd Year



Chris Hollender
Assistant Coach
3rd Year

MISSISSIPPI STATE ROSTER/MEDIA INFORMATION

Media Information

Credentials

◆Media members may obtain both season credentials and game-by-game passes by contacting Gregg Ellis at 662.325.3595.

Radio Network

◆Bulldog fans can catch all of MSU's games on the radio with the veteran broadcast talent of Jim Ellis (play-by-play), along with Richard Williams serving as the color analyst.

There will also be a 30-minute pregame show featuring third-year coach Rick Ray along with a post-game show as well.

Rick Ray Show

◆"Mississippi State Basketball with Rick Ray" returns for its third year. The 30-minute television program features MSU coach Rick Ray and his 2014-15 squad.

Hosted by veteran sportscaster Jim Ellis, the weekly show will detail game highlights, player interviews, scouting reports on upcoming opponents and court-side profiles showcasing interesting aspects of the MSU basketball program.

Under the direction of producer/director Derek Cody and Drew Walker, the 30-minute television program is a production of the Bulldog Sports Network in conjunction with the Mississippi State University Television Center. The first show airs in January.

SEC Teleconference

◆The SEC's weekly teleconference is every Monday and will be coordinated through the SEC media relations office. To participate, contact Craig Pinkerton of the SEC at 205-458-3038. Rick Ray is scheduled for 11:17 a.m. CT.

Social Networking

◆Media and Bulldog fans can follow MSU tweets this year at both @msusportsgregg and @HailStateMBK, in addition to @RickRay1.

On Instagram, media and fans can follow the account @HailStateMBK.

You can also follow MSU online at hailstate.com.

2014-15 MISSISSIPPI STATE ROSTER

Numerical Roster

No.	Name	Pos.	Ht.	Wt.	Yr.	Exp.	Hometown
0	Maurice Dunlap	G	6-2	175	Fr.	HS	Greenwood, MS (Amanda Elzy HS)
1	Fred Thomas	G	6-5	206	Jr.	2L	Jackson, MS (Jim Hill HS)
2	Demetrius Houston	F	6-7	210	Fr.	HS	Montgomery, AL (G.W. Carver HS)
3	Trivante Bloodman	G	6-0	190	Sr.	2L	Bronx, NY (Olney Central College)
4	Johnny Zuppardo	F	6-9	235	Jr.	JC	Bay St. Louis, MS (Jones Junior College)
5	Isaiah Butler	G	6-2	214	Sr.	HS	Brandon, MS (Brandon HS)
10	Jeffery Johnson	G	6-2	172	Sr.	HS	Memphis, TN (Germantown HS)
12	De'Runnya Wilson	F	6-5	225	So.	1L	Birmingham, AL (Wenonah HS)
14	Elijah Staley	G	6-6	235	Fr.	HS	Marietta, GA (Wheeler HS)
15	I.J. Ready	G	5-11	170	So.	1L	North Little Rock, AR (Parkview HS)
20	Gavin Ware	F	6-9	260	Jr.	2L	Starkville, MS (Starkville HS)
22	Fallou Ndoeye	F	6-11	222	RFr.	HS	Taif, Senegal (Findley Prep)
23	Travis Daniels	G	6-8	219	Jr.	JC	Tuscaloosa, AL (Shelton State CC)
25	Roquez Johnson	F	6-7	210	Sr.	3L	Montgomery, AL (G.W. Carver HS)
32	Craig Sword	G	6-3	196	Jr.	2L	Montgomery, AL (G.W. Carver HS)
33	Oliver Black	F	6-9	224	Fr.	HS	Jackson, MS (Wingfield HS)

Alphabetical Roster

No.	Name	Pos.	Ht.	Wt.	Yr.	Exp.	Hometown
33	Oliver Black	F	6-9	224	Fr.	HS	Jackson, MS (Wingfield HS)
3	Trivante Bloodman	G	6-0	190	Sr.	2L	Bronx, NY (Olney Central College)
5	Isaiah Butler	G	6-2	214	Sr.	HS	Brandon, MS (Brandon HS)
23	Travis Daniels	G	6-8	219	Jr.	JC	Tuscaloosa, AL (Shelton State CC)
0	Maurice Dunlap	G	6-2	175	Fr.	HS	Greenwood, MS (Amanda Elzy HS)
2	Demetrius Houston	F	6-7	210	Fr.	HS	Montgomery, AL (G.W. Carver HS)
10	Jeffery Johnson	G	6-2	172	Sr.	HS	Memphis, TN (Germantown HS)
25	Roquez Johnson	F	6-7	210	Sr.	3L	Montgomery, AL (G.W. Carver HS)
22	Fallou Ndoeye	F	6-11	222	RFr.	HS	Taif, Senegal (Findley Prep)
15	I.J. Ready	G	5-11	170	Fr.	HS	Little Rock, AR (Parkview HS)
14	Elijah Staley	G	6-6	235	Fr.	HS	Marietta, GA (Wheeler HS)
32	Craig Sword	G	6-3	196	Jr.	2L	Montgomery, AL (G.W. Carver HS)
1	Fred Thomas	G	6-5	206	Jr.	2L	Jackson, MS (Jim Hill HS)
20	Gavin Ware	F	6-9	260	Jr.	2L	Starkville, MS (Starkville HS)
12	De'Runnya Wilson	F	6-5	225	So.	1L	Birmingham, AL (Wenonah HS)
4	Johnny Zuppardo	F	6-9	235	Jr.	JC	Bay St. Louis, MS (Jones Junior College)

HEAD COACH:

Rick Ray (Grand View College [IA], 1994; 3rd year)

ASSISTANTS:

Wes Flanigan (Auburn, 1997; 3rd year)

Chris Hollender (Evansville, 1998; 3rd year)

George Brooks (Mississippi State, 1997; 5th year)

OPERATIONS:

Adam Gordon

GRADUATE ASSISTANT COACH:

Tanner Smith

VIDEO:

Adam Bauman

STRENGTH & CONDITIONING:

Richard Akins

TRAINER:

Ryan Dotson

Pronunciation Guide

TRIVANTE BLOODMAN: TRA-VON-TAY

FALLOU NDOYE: FA-LOU N-DOY-A

DE'RUNNYA WILSON: D-RUN-YA

JOHNNY ZUZZARDO: ZOO-PAR-DOUGH

ROQUEZ JOHNSON: RAW-QUEZ

GENERAL INFORMATION

Location: _____ Starkville, Mississippi
 Founded: _____ February 28, 1878
 Enrollment: _____ 20,424
 Conference: _____ SEC
 Nickname: _____ Bulldogs
 Colors: _____ Maroon (PMS 202) & White
 Arena: _____ Humphrey Coliseum (10,500)
 President: _____ Dr. Mark E. Keenum
 Director of Athletics: _____ Scott Stricklin
 Faculty Representative: _____ Dr. Steven C. Turner
 Web Site: _____ www.hailstate.com
 Twitter: _____ @HailStateMBK

BASKETBALL HISTORY

First Year of Basketball: _____ 1908-09
 Number of Seasons: _____ 103
 All-Time Record: _____ 1,338-1,123
 All-Time SEC Record: _____ 558-726
 Total Number of Head Coaches: _____ 19
 Humphrey Coliseum Record: _____ 403-157
 20-Win Seasons: _____ 17
 NCAA Tournament Appearances: _____ 10
 NCAA Tournament Record: _____ 11-10
 NCAA Tournament Final Fours: _____ 1
 (1996, lost to Syracuse 77-69 in semis)
 NIT Appearances: _____ 8
 NIT Record: _____ 7-8
 NIT Final Fours: _____ 1
 (2007, lost 63-62 to West Virginia in semis)
 SEC Championships: _____ 6
 (2004, 1991, 1963, 1962, 1961, 1959)
 SEC Tournament Championships: _____ 3
 (2009, 2002 and 1996)
 SEC Tournament Record: _____ 28-50
 SEC Western Division Titles: _____ 7
 (2010, 2008, 2007, 2004, 2003, 1996, 1995)

BASKETBALL STAFF

Head Coach: _____ Rick Ray
 Alma Mater, Year: _____ Grand View College, 1994
 Record at MSU/Years: _____ 28-41
 Career Record/Years: _____ Same
 Phone: _____ 662-325-3800
 Assistant Coach: _____ Wes Flanigan
 Assistant Coach: _____ Chris Hollender
 Assistant Coach: _____ George Brooks
 Director of Operations: _____ Adam Gordon
 Video Coordinator: _____ Adam Bauman
 Strength Coach: _____ Richard Akins
 Athletic Trainer: _____ Ryan Dotson
 Graduate Manager: _____ Tanner Smith
 Administrative Asst.: _____ Suzanne Cook
 Media Relations Contact: _____ Gregg Ellis
 Office Phone: _____ 662-325-3595
 Cell Phone: _____ 662-322-0145
 Fax: _____ 662-325-3654
 Email: _____ gellis@athletics.msstate.edu
 Twitter: _____ @msusportsgregg

TEAM INFORMATION

2013-14 Overall Record _____ 14-19
 2013-14 SEC Record _____ 3-15
 SEC Finish: _____ 14th
 National Ranking: _____ n/a
 Starters Returning/Lost: _____ 5/0
 Letterwinners Returning/Lost: _____ 7/4
 Newcomers: _____ 9
 Roster (Sr./Jr./So./Fr.): _____ (4/5/2/5)

MSU KNOWS HOW TO WIN GAMES AT 'THE HUMP'

Over the course of the last decade, Mississippi State's Humphrey Coliseum has become a difficult venue for opposing teams. Last year, MSU was 11-6, including an 8-1 mark against non-conference foes. This year, MSU is 4-0.

The Bulldogs have compiled a 38-season composite record of 403-157 (.720) at "The Hump" since Mississippi State's basketball facility opened prior to the 1975-76 campaign.

TRACKING MSU'S HOME SUCCESS UNDER RICK RAY

Season	Overall		SEC		Non-SEC	
	Record	Win %	Record	Win %	Record	Win %
2012-13	7-7	.500	3-6	.333	4-1	.800
2013-14	11-6	.47	3-5	.375	8-1	.889
2014-15	4-0	1.000			4-0	1.000
Totals	22-13	.629	6-11	.353	16-2	.889

A LOOK AT THE HISTORY OF HUMPHREY COLISEUM

**LARGEST CROWDS
AT THE HUMP**

Crowd	Opponent	Date
10,788	Kentucky	2-16-10
10,735	Ole Miss	2-7-04
10,645	Ole Miss	2-23-02
10,541	Florida	1-7-03
10,458	Auburn	3-2-04
10,437	Alabama	2-21-04
10,432	Alabama	3-5-05
10,432	Kentucky	1-13-04
10,429	Ole Miss	2-15-03
10,421	Ole Miss	1-26-08
10,412	Ole Miss	1-13-09
10,364	Ole Miss	2-9-12
10,338	Florida	1-24-07
10,315	Kentucky	1-9-96

**INDIVIDUAL MSU
RECORDS AT THE HUMP**

Most Points Scored
 40, Rickey Brown (Auburn, 3-7-77)

Most Rebounds
 24, Wiley Peck (Alabama, 1-27-79)

Most Assists
 15, Al Perry (Vanderbilt, 1-29-77)

**TEAM MSU
RECORDS AT THE HUMP**

Most Points Scored
 123, Troy State (12-5-95)

Most Rebounds
 75, Mississippi Valley St. (11-21-00)

Most Consecutive Wins
 14, 1-22-03 to 1-10-04

MSU COACH RICK RAY

Head Coach Rick Ray

- On April 1, 2012, Rick Ray was named the 19th head coach in Mississippi State history.
- In his first season at MSU, produced two players to the SEC All-Freshman team — Gavin Ware and Craig Sword.
- Entering his third season, he is 27-41 in the rebuilding process.
- On the staff of three different teams that have advanced to the NCAA Tournament — Indiana State, Purdue and Clemson.
- As an assistant at Clemson for two years, the Tigers won 38 games and advanced to the second round of the NCAA Tournament in 2011.
- During his time at Purdue as an assistant, the Boilermakers won 103 games in four years.
- All four teams at Purdue earned a berth in the NCAA Tournament, with the last two advancing to the Sweet 16.
- The 2009 Purdue team won 28 games and the Big 10 Tournament en route to garnering a No. 5 seed.
- The 2007 Purdue recruiting was considered one of the tops in the country, earning national rankings of No. 5 and No. 6 by Scout and Rivals, respectively.
- Ray was an assistant at Indiana State for seven years.
- In 2000 and 2001, the Sycamores won 20-plus games and made the NCAA Tournament.
- In 2000, ISU won the Missouri Valley Conference regular-season title with a 14-4 ledger.
- In 2001, Indiana State won the MVC Tournament before upsetting Oklahoma in the first round of the NCAA Tournament.
- Ray also spent two seasons at Northern Illinois (2005 and 2006), while his first coaching job was at Nebraska-Omaha.
- Ray and his wife, Breyana, have two sons, Deacon and Mason, and one daughter, Katriece.



Rick Ray Year-By-Year

2012-13	Result/Score
N. 9 at Troy	L, 56-53
N. 13 FLORIDA ATLANTIC	W, 78-58
N. 19 North Carolina	L, 95-49
N. 20 Marquette	L, 89-62
N. 21 Texas	L, 69-55
N. 27 ALCORN STATE	W, 60-52
D. 1 at Providence	L, 73-63
D. 4 TEXAS-SAN ANTONIO	W, 53-42
D. 15 at Loyola Chicago	L, 59-51
D. 22 Central Arkansas (Jackson, MS)	W, 79-72
D. 30 ALABAMA A&M	L, 59-57
J. 3 NEW ORLEANS	W, 97-46
J. 9 SOUTH CAROLINA	W, 56-54
J. 12 +at Georgia	W, 72-61
J. 16 +ALABAMA	L, 75-43
J. 19 +at Tennessee	L, 72-57
J. 23 +at Arkansas	L, 96-70
J. 26 +FLORIDA	L, 82-47
J. 30 +TEXAS A&M	OT L, 55-49
F. 2 +LSU	L, 69-68
F. 6 +at Ole Miss	L, 93-75
F. 9 +at Florida	L, 83-58
F. 13 +MISSOURI	L, 78-36
F. 16 +at LSU	L, 80-68
F. 20 +at Alabama	L, 64-56
F. 23 +VANDERBILT	L, 72-31
F. 27 +at Kentucky	L, 85-55
M. 2 +OLE MISS	W, 73-67
M. 6 +at South Carolina	L, 79-72
M. 9 +AUBURN	OT W, 74-71
M. 13 South Carolina*	W, 70-59
M. 14 Tennessee*	L, 69-53
2013-14	Result/Score
N. 8 PRAIRIE VIEW	W, 71-56
N. 14 KENNESAW STATE	W, 78-55
N. 19 MISSISSIPPI VALLEY STATE	W, 94-72
N. 23 at Utah State	L, 87-68
N. 27 JACKSON STATE	W, 58-56
D. 1 LOYOLA CHICAGO	OT W, 65-64
D. 5 TCU	L, 71-61
D. 13 SE Louisiana (Jackson, Miss.)	W, 68-62
D. 17 FLORIDA A&M	W, 78-65
D. 19 FLORIDA GULF COAST	W, 66-53
D. 22 South Florida (Las Vegas)	W, 71-66
D. 23 UNLV (Las Vegas)	L, 82-66
J. 2 MARYLAND EASTERN SHORE	W, 77-63
J. 8 +at Kentucky	L, 85-63
J. 11 +OLE MISS	W, 76-72
J. 15 +at Alabama	L, 80-61
J. 18 +TEXAS A&M	OT W, 81-72
J. 22 +AUBURN	W, 82-74
J. 25 +at Ole Miss	L, 82-63
J. 30 +FLORIDA	L, 62-51
F. 1 +at Vanderbilt	L, 55-49
F. 5 +at Texas A&M	L, 72-52
F. 8 +KENTUCKY	L, 69-59
F. 12 +GEORGIA	L, 75-55
F. 15 +at Auburn	L, 92-82
F. 19 +at LSU	L, 92-81
F. 22 +ARKANSAS	L, 73-69
F. 26 +TENNESSEE	L, 75-68
M. 1 +at Missouri	L, 85-66
M. 5 +at Georgia	L, 66-45
M. 8 +SOUTH CAROLINA	L, 74-62
M. 12 Vanderbilt*	W, 82-68
M. 13 Ole Miss*	L, 78-66
2014-15	Result/Score
N. 14 Western Carolina	W, 66-56
N. 17 Mississippi Valley State	W, 89-68
N. 22 Utah State	W, 71-63
N. 24 Clayton State	W, 59-46

+ - SEC Game
* - SEC Tournament

MSU Under Rick Ray

	2014-15	Total
Leads at Halftime	3-0	22-5
Trails at Halftime	1-0	3-35
Is Tied at Halftime		3-1
Shoots 45% or better from the field	3-0	18-6
Shoots less than 45% from the field		9-35
Opp. shoots less than 45% from the field	3-0	22-13
Opp. shoots 45% or better from the field	1-0	6-29
Outrebounds (or ties) the opponent	4-0	18-9
Outrebounded by the opponent		10-32
More assists (or tied) than opponent	3-0	25-4
Fewer assists than opponent	1-0	3-37
Fewer (or ties) TOs than opponent	2-0	18-15
More TOs than opponent	2-0	10-26
Holds opponents to 65 points or less	3-0	18-7
In games decided by 10 points or less	2-0	13-14
All Games	4-0	28-41
Home Games	4-0	22-13
Road Games		1-21
Neutral-sites		5-6
Non-SEC Games	4-0	19-10
Non-SEC Home Games	4-0	16-2
Non-SEC Road Games		0-4
Non-SEC Neutral-site Games		3-4
SEC Games		7-29
SEC Home Games		6-12
SEC Road Games		1-17
SEC Tournament		2-2
November Games	4-0	10-5
December Games		6-5
January Games		7-9
February Games		0-16
March Games		4-6
Monday Games	2-0	2-2
Tuesday Games		5-1
Wednesday Games		5-16
Thursday Games		4-4
Friday Games	1-0	3-1
Saturday Games	1-0	7-15
Sunday Games		2-1
Overtime Games		3-1
Television Games	4-0	14-38
Games vs. Ranked Opponents		0-7

Rick Ray vs. All Opponents

Alabama	0-3
Alabama A&M	0-1
Alcorn State	1-0
Arkansas	0-2
Auburn	2-1
Central Arkansas	1-0
Clayton State	1-0
Florida	0-3
Florida Atlantic	1-0
Florida A&M	1-0
Florida Gulf Coast	1-0
Georgia	1-2
Jackson State	1-0
Kennesaw State	1-0
Kentucky	0-3
Loyola Chicago	1-1
LSU	0-3
Marquette	0-1
Maryland Eastern Shore	1-0
Mississippi Valley State	2-0
Missouri	0-2
New Orleans	1-0
North Carolina	0-1
Ole Miss	2-3
Prairie View A&M	1-0
Providence	0-1
South Carolina	2-2
South Florida	1-0
Southeastern Louisiana	1-0
TCU	0-1
Tennessee	0-3
Texas	0-1
Troy	0-1
Texas A&M	1-2
Texas-San Antonio	1-0
UNLV	0-1
Utah State	1-1
Vanderbilt	1-2
Western Carolina	1-0
TOTAL	27-41

MISSISSIPPI STATE BY THE NUMBERS

GAME-BY-GAME SPECIALTY STATS (MSU First)						GAME-BY-GAME LEAD/DEFICIT			
<u>Opponent</u>	<u>Bench</u>	<u>Paint</u>	<u>Off TO</u>	<u>2nd Chance</u>	<u>Fast Break</u>	<u>Opponent</u>	<u>Largest Lead</u>	<u>Largest Deficit</u>	<u>Final Score</u>
Western Carolina	12/5	16/16	15/15	7/16	0/4	Western Carolina	12 (59-47, 2nd)	6 (10-16, 1st)	W, 66-56
Mississippi Valley St.	12/30	50/28	26/26	13/6	12/10	Miss. Valley St.	33 (73-40, 2nd)	Never Trailed	W, 89-69
Utah State	14/7	30/18	11/12	14/9	4/6	Utah State	8 (71-63, 2nd)	7 (34-41, 2nd)	W, 71-63
Clayton State	14/9	38/26	16/12	7/15	12/4	Clayton State	20 (48-28, 2nd)	2 (0-2, 1st)	W, 59-46
St. Louis						St. Louis			
Bradley/TCU						Bradley/TCU			
Tulane						Tulane			
Oregon State						Oregon State			
Arkansas State						Arkansas State			
USC Upstate						USC Upstate			
Jacksonville						Jacksonville			
McNeese State						McNeese State			
Florida State						Florida State			
Tennessee						Tennessee			
Florida						Florida			
Texas A&M						Texas A&M			
Vanderbilt						Vanderbilt			
Auburn						Auburn			
Georgia						Georgia			
Ole Miss						Ole Miss			
LSU						LSU			
Tennessee						Tennessee			
Arkansas						Arkansas			
Alabama						Alabama			
Missouri						Missouri			
Ole Miss						Ole Miss			
Arkansas						Arkansas			
Kentucky						Kentucky			
South Carolina						South Carolina			
Vanderbilt						Vanderbilt			
Missouri						Missouri			

Mississippi State Scoring By The Half

Team	1st Half	2nd Half
Western Carolina	31	35
Mississippi Valley State	58	31
Utah State	34	37
Clayton State	29	30
St. Louis		
TCU/Bradley		
Tulane		
Oregon State		
Arkansas State		
USC Upstate		
Jacksonville		
McNeese State		
Florida State		
Tennessee		
Florida		
Texas A&M		
Vanderbilt		
Auburn		
Georgia		
Ole Miss		
LSU		
Tennessee		
Arkansas		
Alabama		
Missouri		
Ole Miss		
Arkansas		
Kentucky		
South Carolina		
Vanderbilt		
Missouri		

Lowest First Half: 29, Clayton State
Highest First Half: 58, Mississippi Valley State
Lowest Second Half: 30, Clayton State
Highest Second Half: 37, Utah State

Opponent Scoring By The Half

Team	1st Half	2nd Half
Western Carolina	30	26
Mississippi Valley State	34	34
Utah State	38	25
Clayton State	18	28
St. Louis		
TCU/Bradley		
Tulane		
Oregon State		
Arkansas State		
USC Upstate		
Jacksonville		
McNeese State		
Florida State		
Tennessee		
Florida		
Texas A&M		
Vanderbilt		
Auburn		
Georgia		
Ole Miss		
LSU		
Tennessee		
Arkansas		
Alabama		
Missouri		
Ole Miss		
Arkansas		
Kentucky		
South Carolina		
Vanderbilt		
Missouri		

Lowest First Half: 18, Clayton State
Highest First Half: 38, Utah State
Lowest Second Half: 18, Clayton State
Highest Second Half: 34, Mississippi Valley State

MISSISSIPPI STATE BY THE NUMBERS

MSU'S 2014-15 RECORD WHEN . . .

Leads at Halftime	3-0
Trails at Halftime	1-0
Is Tied at Halftime	
Shoots 45% or better from the field	3-0
Shoots less than 45% from the field	1-0
Opp. shoots less than 45% from the field	4-0
Opp. shoots 45% or better from the field	
Outrebounds (or ties) the opponent	4-0
Outrebounded by the opponent	
More Assists (or ties) than the opponent	3-0
Fewer Assists than the opponent	1-0
Fewer (or ties) TOs than opponent	2-0
More TOs than opponent	2-0
Holds opponents to 65 points or less	3-0
In games decided by 10 points or less	2-0

MSU'S 2013-14 RECORD IN . . .

All Games	4-0
Home Games	4-0
Road Games	
Neutral-sites	
Non-SEC Games	4-0
Non-SEC Home Games	4-0
Non-SEC Road Games	
Non-SEC Neutral-site Games	
SEC Games	
SEC Home Games	
SEC Road Games	
SEC Tournament	
November Games	4-0
December Games	
January Games	
February Games	
March Games	
Monday Games	2-0
Tuesday Games	
Wednesday Games	
Thursday Games	
Friday Games	1-0
Saturday Games	1-0
Sunday Games	
Overtime Games	
Television Games	3-0
Games vs. Ranked Opponents	

MISC. 2014-15 TEAM STATS

Largest Lead Surrendered in Loss:

Largest Deficit Overcome in Win:

7, Utah State (11-22-14)

Largest Lead at Anytime:

33, Mississippi Valley State (11-17-14)

Largest Deficit Anytime:

7, Utah State (11-22-14)

MISCELLANEOUS MSU INDIVIDUAL STATISTICS

Games Scoring in Double Figures: Gavin Ware 4, Fred Thomas 3, Roquez Johnson 4, Trivante Bloodman 2, Travis Daniels

Games Scoring 20-plus Points: Roquez Johnson

Games Scoring 30-plus Points:

Games Rebounding in Double Figures: Ware

Games With Double Figures in Assists:

Games With Double-Doubles: Ware

Games With Triple-Doubles:

Games As Team High Scorer (or co-leader): Johnson 4, Thomas

Games As Team High Rebounder (or co-leader): Ware 3, Johnson, Daniels

Games As Team Leader in Assists (or co-leader): Bloodman 4, Ready

Games As Team Leader in Steals (or co-leader): Bloodman 2, Johnson 2, Ware Ndoeye, Black, Daniels, Ready, Thomas

Games As Team Leader in Blocks (or co-leader): Ware 4, Thomas, Daniels, Ndoeye

Games As Team Leader in Turnovers (or co-leader): Thomas 3, Bloodman 2, Houston 2, Ndoeye, Johnson

MSU'S RECORD BY STARTING LINEUP

Bloodman, Thomas, Daniels, Ware, Johnson 4-0

GAME-BY-GAME STARTERS

Opponent	Date	Guard	Guard	Guard	Forward	Forward	Record
Western Carolina	11-14-14	Bloodman	Thomas	Daniels	Ware	Johnson	1-0
Miss. Valley State	11-17-14	Bloodman	Thomas	Daniels	Ware	Johnson	2-0
Utah State	11-22-14	Bloodman	Thomas	Daniels	Ware	Johnson	3-0
Clayton State	11-24-14	Bloodman	Thomas	Daniels	Ware	Johnson	4-0
St. Louis	11/28/14						
TCU/Bradley	11/29/14						
Tulane	12-06-14						
Oregon State	12-13-14						
Arkansas State	12-17-14						
USC Upstate	12-20-14						
Jacksonville	12-23-14						
McNeese State	12-30-14						
Florida State	01-02-15						
Tennessee	01-07-15						
Florida	01-10-15						
Texas A&M	01-13-15						
Vanderbilt	01-17-15						
Auburn	01-21-15						
Georgia	01-24-15						
Ole Miss	01-28-15						
LSU	01-31-15						
Tennessee	02-03-15						
Arkansas	02-07-15						
Alabama	02-10-15						
Missouri	02-14-15						
Ole Miss	02-19-15						
Arkansas	02-21-15						
Kentucky	02-25-15						
South Carolina	02-28-15						
Vanderbilt	03-04-15						
Missouri	03-07-15						

2014-15 Win-Loss Differential

Diff.	1	2	3	4	5	6	7	8	9	10	11	12	13	14	15	16	17	18	19	20	21	22	23	24	25+
Won								1		1			1								1				
Lost																									

MISSISSIPPI STATE BY THE NUMBERS

Mississippi State In Overtime Games

This Season	0-0
Overall Overtime Record	60-49
<i>Home Overtime Record</i>	34-21
<i>Road Overtime Record</i>	18-20
<i>Neutral Site Overtime Record</i>	8-8
Humphrey Coliseum Overtime Record	25-16
SEC Tournament Overtime Record	2-5
Double Overtime Record	6-5
Four Overtime Record	0-2
Postseason Overtime Record	1-0
Last OT Played (10T)	vs. Texas A&M (W, 81-72, 1/18/14)
Last Double OT	vs. UMass (L, 101-96, 3/13/12)
Last Triple OT	vs. Alabama (L, 79-78, 2/27/11)
Last Four OT	vs. Ole Miss (W, 104-102, 1/24/90)

Mississippi State Coaches In Overtime Games

Babe McCarthy	6-5
<i>Home Overtime Record</i>	2-2
<i>Road Overtime Record</i>	2-2
<i>Neutral Site Overtime Record</i>	2-1
Joe Dan Gold	5-3
<i>Home Overtime Record</i>	3-3
<i>Road Overtime Record</i>	1-0
<i>Neutral Site Overtime Record</i>	1-0
Kermit Davis	8-6
<i>Home Overtime Record</i>	5-3
<i>Road Overtime Record</i>	3-3
Ron Greene	2-0
<i>Home Overtime Record</i>	2-0
Jim Hatfield	3-3
<i>Home Overtime Record</i>	3-2
<i>Road Overtime Record</i>	0-1
Bob Boyd	3-4
<i>Home Overtime Record</i>	2-1
<i>Road Overtime Record</i>	1-2
<i>Neutral Site Overtime Record</i>	0-1
Richard Williams	15-11
<i>Home Overtime Record</i>	7-3
<i>Road Overtime Record</i>	5-5
<i>Neutral Site Overtime Record</i>	3-3
Rick Stansbury	15-16
<i>Home Overtime Record</i>	7-6
<i>Road Overtime Record</i>	6-7
<i>Neutral Site Overtime Record</i>	2-3
Rick Ray	3-1
<i>Home Overtime Record</i>	3-1

OVERTIME FOES

TEAM	RECORD	TEAM	RECORD
Alabama	6-6	Morehead State	1-0
Alaska-Fairbanks	1-0	Northeastern Louisiana	0-1
Arkansas	2-1	Northwestern State	0-1
Auburn	6-4	Oklahoma	1-0
Baylor	1-0	Ole Miss	6-3
BYU	0-1	Old Dominion	0-1
California	0-1	San Diego	0-1
Drake	1-0	Santa Clara	2-0
Florida	0-3	Southern Mississippi	1-0
Florida State	1-0	Southwestern Louisiana	1-0
Georgia	3-3	South Alabama	1-0
Georgia Tech	1-0	South Carolina	3-0
Houston	0-1	Tennessee	6-2
Idaho	0-1	Texas	1-0
Kentucky	4-5	Texas A&M	1-1
Loyola	1-0	Troy	2-0
LSU	3-4	Tulane	0-1
Memphis State	1-0	UAB	0-1
Missouri-Kansas City	0-1	UMass	0-1
Montana	1-0	Vanderbilt	2-5

MSU Season and Career Totals

	2014-15	Career
Double-Figure Scoring		
Gavin Ware	4 (4-0)	30 (15-15)
Trivante Bloodman	2 (2-0)	16 (6-10)
Roquez Johnson	4 (4-0)	34 (20-14)
Craig Sword		37 (18-19)
Fred Thomas	3 (3-0)	28 (14-14)
I.J. Ready		6 (3-3)
Travis Daniels	1 (1-0)	1 (1-0)
20-Plus Point Games		
Gavin Ware		4 (4-0)
Craig Sword		6 (3-3)
Colin Borchert		4 (3-1)
Fred Thomas		1 (1-0)
Roquez Johnson	1 (1-0)	3 (3-0)
30-Plus Point Games		
Craig Sword		1 (0-1)
10-Plus Rebound Games		
Gavin Ware	1 (1-0)	12 (9-3)
Roquez Johnson		1 (1-0)
Double-Doubles		
Gavin Ware	1 (1-0)	10 (7-3)
Roquez Johnson		1 (1-0)
3-Plus 3-Point Games		
Fred Thomas	(1-0)	11 (6-5)
I.J. Ready		2 (0-2)
10-Plus 3-Point Attempt Games		
Thomas		1 (0-1)
3-Plus Steal Games		
I.J. Ready		6 (3-3)
Fred Thomas		12 (8-4)
Craig Sword		14 (6-8)
Roquez Johnson		1 (0-1)
Trivante Bloodman	1 (1-0)	5 (3-2)
Gavin Ware		1 (1-0)
5-Plus Block Games		
Ware		1 (0-1)
5-Plus Made Free Throws		
Trivante Bloodman	3 (3-0)	15 (10-5)
Roquez Johnson	1 (1-0)	15 (9-6)
Craig Sword		13 (8-5)
Fred Thomas	3 (3-0)	8 (5-3)
Gavin Ware	2 (2-0)	8 (5-3)
Travis Daniels	1 (1-0)	1 (1-0)
Maurice Dunlap	1 (1-0)	1 (1-0)

Note: Record in games in ()

THE LAST TIME . . .

THE LAST TIME AN MSU PLAYER ...

Scored 30 or more points in a game:

32, Ravern Johnson vs. Tenn. St. (11-12-10)

Scored 33 or more points in a game:

33, Craig Sword at LSU (2-19-14)

Scored 34 or more points in a game:

34, Arnett Moultrie vs. UMass (3-13-12)

Scored 35 or more points in a game:

36, Jeff Malone at Ole Miss (2-19-83)

Scored 37 or more points in a game:

39, Jeff Malone vs. Alabama (1-31-83)

Scored 40 or more points in a game:

40, Rickey Brown vs. Auburn (3-7-77)

Scored 20+ points in back-to-back games:

Craig Sword (24 vs. Loyola 12-01-13;

24 vs. TCU (12-05-13)

Scored 20+ points in three-consecutive games:

Craig Sword (24 vs. Loyola, 12-01-13; 24 vs.

TCU, 12-05-13; 22 vs. SELA, 12-13-13)

Scored 20+ points in five-consecutive games:

Jeff Malone, 1982-83 (11 consecutive)

Scored 30+ points in back-to-back games:

Jeff Malone (36 at Ole Miss & 30 vs.

Georgia, 1982-83)

Scored 30+ points in three-consecutive games:

Jeff Malone (33 at LSU; 36 at Ole Miss &

30 vs. Georgia, 1982-83)

Made 10 field goals in a game:

10, Gavin Ware vs. Maryland ES (1-2-14)

Made 11 field goals in a game:

11, Craig Sword at LSU (2-19-14)

Made 12 field goals in a game:

12, Arnett Moultrie vs. UMass (3-13-12)

Made 13 field goals in a game:

13, Horatio Webster vs. SW Missouri St. (11-23-97)

Made 14 field goals in a game:

14, Cameron Burns at Georgia (1-17-90)

Made 15 or more field goals in a game:

16, Raymond Brown vs. Florida (3-2-85)

Attempted 20 field goals in a game:

20, Ravern Johnson vs. St. Mary's (12-29-10)

Attempted 21 or more field goals in a game:

21, Dee Bost vs. Kentucky (2-16-10)

Attempted 23 or more field goals in a game:

23, Arnett Moultrie vs. UMass (3-13-12)

Attempted 25 field goals in a game:

25, Chuck Evans at Alabama (3-6-93)

Attempted 26 field goals in a game:

26, Tony Watts at Ole Miss (2-22-92)

Attempted 27 or more field goals in a game:

28, Jeff Malone vs. Vanderbilt (1-8-83)

Made six 3-pointers in a game:

6, Dee Bost vs. Old Dominion (11-28-09)

Made seven 3-pointers in a game:

7, Dee Bost vs. Troy (12-10-11)

Made eight or more 3-pointers in a game:

8, Winsome Frazier vs. UMKC (11-23-04)

Attempted 11 3-pointers in a game:

11, Dee Bost vs. Detroit (12-17-11)

Attempted 12 3-pointers in a game:

12, Ravern Johnson vs. ETSU (12-11-10)

Attempted 13 or more 3-pointers in a game:

13, Dee Bost vs. Troy (12-10-11)

Attempted 16 or more 3-pointers in a game:

17, Darryl Wilson vs. Alabama (3-4-95)

Made 14 or more free throws in a game:

14, Trivante Bloodman vs. Auuburn (2-15-14)

Made 15 or more free throws in a game:

15, Craig Sword vs. Ole Miss (1-11-14)

Attempted 17 free throws in a game:

17, Jarvis Varnado at Houston (12-19-09)

Attempted 18 free throws in a game:

18, Craig Sword vs. Ole Miss (1-11-14)

Attempted 19 free throws in a game:

19, Carl Nichols vs. SE La. (12-1-88)

Had 16 rebounds in a game:

16, Gavin Ware vs. Maryland ES (1-2-14)

Had 17 rebounds in a game:

17, Jarvis Varnado at San Diego (12-31-09)

Had 18 or more rebounds in a game:

21, Wesley Morgan vs. SE La. (11-28-05)

Had 22 or more rebounds in a game:

23, Rickey Brown vs. Vanderbilt (12-6-79)

Had 24 or more rebounds in a game:

24, Wiley Peck vs. Alabama (1-27-79)

Had 10 or more offensive rebounds in a game:

11, Arnett Moultrie vs. Northwestern State

(12-22-11)

Had 10 or more defensive rebounds in a game:

11, Gavin Ware vs. Maryland ES (1-2-14)

Had 13 or more defensive rebounds in a game:

13, Colin Borchert (3-9-13)

Had 15 or more defensive rebounds in a game:

15, Jarvis Varnado at San Diego (12-31-09)

Had 10 assists in a game:

10, Dee Bost vs. LSU (1-25-11)

Had 11 assists in a game:

11, Dee Bost vs. Vanderbilt (3-11-11)

Had 13 assists in a game:

13, Dee Bost vs. Ole Miss (2-9-12)

Had 14 assists in a game:

14, Gary Ervin vs. Florida A&M (12-20-04)

Had 15 or more assists in a game:

16, Chuck Evans at UMKC (2-23-93)

Had 10 or more turnovers in a game:

10, Charles Rhodes vs. Nicholls (11-11-06)

Had five or more blocks in a game:

5, Gavin Ware at Loyola (12-15-12)

Had seven blocks in a game:

7, Jarvis Varnado at LSU (2-20-10)

Had eight blocks in a game:

8, Jarvis Varnado vs. Alabama (2-24-10)

Had nine blocks in a game:

9, Jarvis Varnado at Vanderbilt (2-3-10)

Had 10 blocks in a game:

10, Jarvis Varnado vs. Arkansas (1-14-10)

Had 10+ blocks in two consecutive games:

Jarvis Varnado (10 vs. Georgia & 10 vs. Kentucky, 2007-08)

Had five steals in a game:

5, Fred Thomas vs. Clayton State (11-24-14)

Had six or more steals in a game:

7, Craig Sword vs. Ole Miss (1-11-14)

LAST TIME AN MSU TEAM...

Scored 100 or more points:

106 vs. Troy (12-10-11)

Scored 100 or more points in an SEC game:

105 vs. Auburn (3-2-04)

Allowed 100 or more points in an SEC game:

115 at Arkansas (2-20-93)

Allowed 100 or more points in non-SEC play:

101 vs. UMass (3-13-12)

Was held to 52 points or less:

52 at Texas A&M (2-5-14)

Was held to 50 points:

50 vs. Alabama (2-25-12)

Was held to 49 points or less:

49 vs. Vanderbilt (2-1-14)

Was held to 45 points or less:

45 at Georgia (3-5-14)

Was held to 40 points or less:

36 vs. Missouri (2-13-13)

Was held to 35 points or less:

31 vs. Vanderbilt (2-23-13)

Held opponent to 59 points or less:

59 vs. South Carolina - SECT (3-13-13)

Held opponent to 56 points or less:

56 vs. Western Carolina (11-14-14)

Held opponent to 55 points or less:

55 vs. Vanderbilt (2-1-14)

Held opponent to 50 points or less:

46 vs. Clayton State (11-24-14)

Held opponent to 45 points or less:

45 vs. MVSU (12-28-09)

Held opponent to 42 points or less:

42 vs. Texas-San Antonio (12-4-12)

Held opponent to 39 points or less:

39 at LSU (1-9-08)

Shot 50 percent or better from the field:

.500 [26-52] at LSU (2-19-14)

Shot 55 percent or better from the field:

.596 [31-52] vs. MVSU (11-17-14)

Shot 60 percent or better from the field:

.604 [29-48] vs. Auburn (2-4-12)

Shot 65 percent or better from the field:

.660 [35-53] vs. Western Kentucky (1-5-09)

Was held to less than 35 percent from the field:

.340 [17-50] at Georgia (3-5-14)

Was held to less than 30 percent from the field:

.283 [17-60] vs. North Carolina (11-19-12)

Was held to less than 25 percent from the field:

.175 [7-40] vs. Vanderbilt (2-23-13)

Held opp. to 35 percent or less from the field:

.346 [18-52] vs. Clayton State (11-24-14)

Held opp. to 30 percent or less from the field:

.273 [15-55] vs. Texas-San Antonio (12-4-12)

Opponent shot 50 percent or better:

.623 [33-53] at Missouri (3-1-14)

Made 35 or more field goals:

35 vs. Mississippi Valley State (11-19-13)

Made 40 or more field goals:

40 vs. Troy (12-10-11)

Attempted 70 or more shots from the field:

71 vs. Troy (12-10-11)

Attempted 80 or more shots from the field:

80 at Alabama (2-21-09)

Attempted just 40 shots from the field:

40 vs. Vanderbilt (2-23-13)

Attempted 39 or fewer shots from the field:

37 vs. Western Carolina (11-14-14)

Made 10 or more 3-pointers:

10 at Missouri (3-1-14)

Made 12 3-pointers:

12 vs. Auburn (2-4-12)

Made 15 3-pointers:

15 vs. North Carolina A&T (12-12-10)

Made 16 3-pointers:

16 vs. Troy (12-10-11)

Did not make a 3-pointer:

[0-7] at Clayton State (11-24-14)

Made just one 3-pointer:

vs. Kentucky (2-8-14)

Made just two 3-pointers:

vs. Vanderbilt (2-23-13)

Attempted 10 3-pointers or less:

9 vs. Western Carolina (11-14-14)

Attempted six 3-pointers or less:

6 at Ole Miss (1-29-03)

Attempted 25 3-pointers:

25 vs. Georgia (2-14-12)

Attempted 26 3-pointers:

26 vs. South Carolina (3-5-11)

Attempted 27 or more 3-pointers:

29 vs. Ole Miss (1-18-12)

Attempted 30 or more 3-pointers:

31 vs. Troy (12-10-11)

Attempted 35 or more 3-pointers:

35 vs. Kentucky (2-16-10)

Made 31 or more free throws:

31 vs. Auburn (1-22-14)

Made 40 or more free throws:

41 vs. LSU (2-11-09)

Made 50 or more free throws:

52 vs. LSU (2-11-09)

Made fewer than five free throws:

4 at Vanderbilt (2-1-14)

Made fewer than four free throws:

3 vs. Baylor (12-28-11)

Made only 1 free throw:

1 vs. Florida (1-30-14)

Attempted 30 or more free throws:

32 vs. MVSU (11-17-14)

THE LAST TIME (CONTINUED) . . .

Attempted 35 or more free throws:

37 vs. Western Kentucky (11-14-14)

Attempted 40 or more free throws:

43 vs. Auburn (1-22-14)

Attempted 45 or more free throws:

45 vs. Florida A&M (12-17-13)

Attempted fewer than 10 free throws:

6, vs. Florida (1-30-14)

Had 50 or more rebounds:

51 vs. Prairie View (11-8-13)

Had 55 or more rebounds:

58 vs. Troy (12-10-05)

Had 59 or more rebounds:

59 at Houston (12-19-09)

Had fewer than 25 rebounds:

23 vs. Utah State (11-23-13)

Had 20 or fewer rebounds:

20 vs. Florida (1-26-13)

Had 20 or more assists:

20 vs. Louisiana-Monroe (11-21-11)

Had 21 or more assists:

21 vs. Auburn (2-4-12)

Had 25 or more assists:

25 vs. St. Bonaventure (12-05-09)

Had 30 or more assists:

30 vs. Troy (12-10-11)

Had 5 Assists:

5, Clayton State (11-24-14)

Had Fewer Than 5 Assists:

4, Georgia (3-5-14)

Had 20 or more turnovers:

20 vs. South Carolina (3-6-13)

Had 21 or more turnovers:

21 at Auburn (2-15-14)

Had 22 or more turnovers:

23 vs. Alabama (2-20-13)

Had 25 turnovers:

26 vs. Mississippi Valley State (11-17-14)

Had 29 or more turnovers:

29 at Arkansas (1-23-13)

Had 30 or more turnovers:

31 at Kentucky (1-7-97)

Had 34 or more turnovers:

34 at Evansville (12-17-75)

Had fewer than 10 turnovers:

9 vs. Auburn (1-22-14)

Had five or fewer turnovers:

5 vs. Florida Atlantic (11-30-10)

Forced 25 or more turnovers:

26 vs. Kennesaw State (11-14-13)

Had 10 blocked shots:

10 vs. Tennessee (1-12-12)

Had 11 blocked shots:

11 at Alabama (2-21-09)

Had 12 blocked shots:

12 vs. Troy (11-26-10)

Had 13 blocked shots:

13 vs. Arkansas (1-14-10)

Had 14 blocked shots:

14 vs. Texas-Pan American (11-24-09)

Had 16 blocked shots:

16 vs. Georgia (1-12-08)

Had 10 steals:

10 vs. South Florida (12-22-13)

Had 11 steals:

11 at Clayton State (11-24-14)

Had 12 steals:

12 vs. Florida A&M (12-17-13)

Had 13 or more steals:

14 vs. South Carolina (1-9-13)

Had 15 or more steals:

15 vs. Florida Gulf Coast (12-19-13)

Had 17 or more steals:

17 vs. Florida Atlantic (11-13-12)

Had 20 or more steals:

20 vs. Nicholls State (11-17-01)

Had 1 steal or less:

1 vs. Vanderbilt (3-11-11)

CHARTING THE BULLDOGS

Dunks

Gavin Ware	5
Roquez Johnson	4
Fred Thomas	1
Demetrius Houston	1
Fallou Ndoye	1

Charges Drawn**Point Distribution (%)**

Senior	104 (36.5 percent)
Junior	129 (45.3 percent)
Sophomore	4 (1.4 percent)
Freshman	48 (16.8 percent)

TOTAL: 285**First Sub**

Fallou Ndoye	4
Demetrius Houston	3
Oliver Black	2
Maurice Dunlap	2
Ready	

Scored First Points

Trivante Bloodman	1
Travis Daniels	1
Roquez Johnson	1
Fred Thomas	1

How First Points Were Scored

3-pointer	1
Jumper	
Layup	3
Dunk	
Free Throw	

Final Three Minutes From FT Line

Trivante Bloodman	10-10
Gavin Ware	4-4
Demetrius Houston	3-5
I.J. Ready	2-2
Fred Thomas	2-2
Maurice Dunlap	1-2
Roquez Johnson	0-2

TOTAL 22-27 (.762)

DIFFERENCE BETWEEN WINNING AND LOSING

Wins	Stat	Losses
71.2	Points	
58.2	Opp. Points	
+13.0	Scoring Margin	
47.6%	FG%	
36.9%	Opp. FG%	
26.1%	3FG%	
31.1%	Opp. 3FG%	
74.0%	FT%	
60.0%	Opp. FT%	
41.8	Rebounds	
25.8	Opp. Rebounds	
+16.0	Rebound Margin	
10.0	Assists	
16.3	Turnovers	
-3.2	Turnover Margin	
7.3	Steals	
4.3	Blocks	

0 MARUICE DUNLAP



Freshman | Guard

6-2 | 175

Greenwood, MS

Amanda Elzy HS

Season Highs

Points: 6, Western Carolina, 11-14-14
FGM: 2, twice, last vs. Clayton State, 11-24-14
FGA: 5, MVSU, 11-17-14
3FGM: 2, Western Carolina, 11-14-14
3FGA: 4, Western Carolina, 11-14-14
FTM: 5, MVSU, 11-17-14
FTA: 6, MVSU, 11-17-14
Rebounds: 2, MVSU, 11-17-14
Assists: 1, MVSU, 11-17-14
Blocks: --
Steals: 1, twice, last vs. Clayton State, 11-24-14
Minutes: 16, MVSU, 11-17-14

Dunlap's Notes . . .

✓ Scored 6 points and grabbed a rebound vs. Western Carolina in his Bulldog debut.

✓ Made five free throws and tallied two rebounds, an assist and a steal vs. MVSU.

✓ Added 4 points and a steal vs. Clayton State.

2013-14 Game-By-Game

Opponent	MIN	FG	Pct.	3FG	Pct.	FT	Pct.	O-D-R	PF	A	TO	B	S	PTS
N14 Western Carolina	15	2-4	.500	2-4	.500	0-0	.000	0-1-1	3	0	0	0	0	6
N17 Mississippi Valley State	16	0-5	.000	0-2	.000	5-6	.833	1-1-2	1	1	3	0	1	5
N22 Utah State	7	0-1	.000	0-1	.000	0-0	.000	0-0-0	1	0	0	0	0	0
N24 Clayton State	12	2-4	.500	0-1	.000	0-0	.000	0-0-0	2	0	0	0	1	4
N28 St. Louis														
N29 TCU/Bradley														
D6 Tulane														
D13 Oregon State														
D17 Arkansas State														
D20 USC Upstate														
D23 Jacksonville														
D30 McNeese State														
J2 Florida State														
J7 Tennessee														
J10 Florida														
J13 Texas A&M														
J17 Vanderbilt														
J21 Auburn														
J24 Georgia														
J28 Ole Miss														
J31 LSU														
F3 Tennessee														
F7 Arkansas														
F10 Alabama														
F14 Missouri														
F19 Ole Miss														
F21 Arkansas														
F25 Kentucky														
F28 South Carolina														
M4 Vanderbilt														
M7 Missouri														
M11 SEC Tournament														

CAREER STATS FOR MAURICE DUNLAP

Year	GP-GS	Min/Avg	FG-FGA	Pct	3FM-3GA	Pct	FT-FTA	Pct	Rebs	PF-D	Asst	TO	Blk	Stl	Pts/Avg
2014-15	4-0	50/12.5	4-14	.286	2-8	.250	5-6	.833	3-0.8	7-0	1	3	0	2	15/3.8

1 FRED THOMAS



Junior | Guard

6-5 | 206

Jackson, MS

Jim Hill HS

Season Highs

Points: 17, MVSU, 11-17-14
FGM: 4, three times, last vs. Utah State, 11-22-14
FGA: 12, Utah State, 11-22-14
3FGM: 3, MVSU, 11-17-14
3FGA: 5, twice, last vs. Utah State, 11-22-14
FTM: 6, MVSU, 11-17-14
FTA: 9, Utah State, 11-22-14
Rebounds: 6, twice, last vs. MVSU, 11-17-14
Assists: 2, MVSU, 11-17-14
Blocks: 2, MVSU, 11-17-14
Steals: 5, Clayton State, 11-24-14
Minutes: 32, twice, last vs. Utah State, 11-22-14

Career Highs

Points: 21, South Carolina, 3-13-13
FGM: 7, twice, last vs. Missouri, 3-1-14
FGA: 15, Marquette, 11-20-12
3FGM: 4, six times, last vs. Missouri, 3-1-14
3FGA: 10, twice, last vs. Providence, 12-1-12
FTM: 8, Florida, 1-26-13
FTA: 9, twice, last vs. Utah State, 11-22-14
Rebounds: 7, Central Arkansas, 12-22-12
Assists: 4, twice, last vs. USC, 3-6-13
Blocks: 3, four times, last vs. Auburn, 1-22-14
Steals: 7, Florida, 1-26-13
Minutes: 41, Texas A&M, 1-18-14

2013-14 Game-By-Game

Opponent	MIN	FG	Pct.	3FG	Pct.	FT	Pct.	O-D-R	PF	A	TO	B	S	PTS
N14 Western Carolina	32	4-10	.400	2-5	.400	5-5	1.000	1-5-6	2	0	3	1	0	15
N17 Mississippi Valley State	30	4-7	.571	3-4	.750	6-8	.750	0-6-6	2	2	6	2	0	17
N22 Utah State	32	4-12	.333	2-5	.400	5-9	.556	1-2-3	2	1	1	0	1	15
N24 Clayton State	25	2-6	.333	0-2	.000	1-1	1.000	0-2-2	3	0	2	1	5	5
N28 St. Louis														
N29 TCU/Bradley														
D6 Tulane														
D13 Oregon State														
D17 Arkansas State														
D20 USC Upstate														
D23 Jacksonville														
D30 McNeese State														
J2 Florida State														
J7 Tennessee														
J10 Florida														
J13 Texas A&M														
J17 Vanderbilt														
J21 Auburn														
J24 Georgia														
J28 Ole Miss														
J31 LSU														
F3 Tennessee														
F7 Arkansas														
F10 Alabama														
F14 Missouri														
F19 Ole Miss														
F21 Arkansas														
F25 Kentucky														
F28 South Carolina														
M4 Vanderbilt														
M7 Missouri														
M11 SEC Tournament														

Thomas' Notes . . .

✓ Tallied 15 points and six rebounds in season opener vs. Western Carolina.

✓ Added 17 points and six boards against MVSU.

✓ Recorded 15 points and three boards vs. Utah State.

✓ Tallied a season-high 5 steals vs. Clayton State.

CAREER STATS FOR FRED THOMAS

Year	GP-GS	Min/Avg	FG-FGA	Pct	3FM-3GA	Pct	FT-FTA	Pct	Rebs	PF-D	Asst	TO	Blk	Stl	Pts/Avg
2012-13	32-19	917/28.7	103-314	.328	41-172	.238	62-78	.195	112-3.5	45-1	43	49	27	56	309/9.7
2013-14	31-23	927/29.9	99-259	.382	46-144	.319	45-72	.625	91-2.9	56-0	44	40	23	31	289/9.3
2014-15	4-4	119/29.8	14-35	.400	7-16	.438	17-23	.739	17-4.3	9-0	3	12	4	6	52/13.0
TOTAL	67-46	1963/29.3	216-608	.355	94-332	.283	124-173	.717	220-3.3	110-1	90	101	54	93	650/9.7

2 DEMETRIUS HOUSTON



Freshman | Guard

6-7 | 210

Montgomery, AL

G.W. Carver HS

Season Highs

Points: 4, MVSU, 11-17-14
FGM: 2, MVSU, 11-17-14
FGA: 6, MVSU, 11-17-14
3FGM: 1, Utah State, 11-22-14
3FGA: 3, Utah State, 11-22-14
FTM: 3, Western Carolina, 11-14-14
FTA: 5, Western Carolina, 11-14-14
Rebounds: 7, twice, MVSU, 11-17-14
Assists: 1, Utah State, 11-22-14
Blocks: --
Steals: 1, MVSU, 11-17-14
Minutes: 22, Western Carolina 11-14-14

Houston's Notes . . .

- ✓ Scored 3 points and grabbed 7 rebounds vs. Western Carolina in his Bulldog debut.
- ✓ Tallied 4 points, 7 rebounds and a steal vs. MVSU.

2013-14 Game-By-Game

Opponent	MIN	FG	Pct.	3FG	Pct.	FT	Pct.	O-D-R	PF	A	TO	B	S	PTS
N14 Western Carolina	22	0-4	.000	0-0	.000	3-5	.600	2-5-7	3	0	1	0	0	3
N17 Mississippi Valley State	20	2-6	.333	0-2	.000	0-0	.000	0-7-7	1	0	2	0	1	4
N22 Utah State	10	1-5	.200	1-3	.333	0-0	.000	0-3-3	0	1	4	0	0	3
N24 Clayton State	19	0-5	.000	0-0	.000	0-0	.000	2-3-5	3	0	2	0	0	0
N28 St. Louis														
N29 TCU/Bradley														
D6 Tulane														
D13 Oregon State														
D17 Arkansas State														
D20 USC Upstate														
D23 Jacksonville														
D30 McNeese State														
J2 Florida State														
J7 Tennessee														
J10 Florida														
J13 Texas A&M														
J17 Vanderbilt														
J21 Auburn														
J24 Georgia														
J28 Ole Miss														
J31 LSU														
F3 Tennessee														
F7 Arkansas														
F10 Alabama														
F14 Missouri														
F19 Ole Miss														
F21 Arkansas														
F25 Kentucky														
F28 South Carolina														
M4 Vanderbilt														
M7 Missouri														
M11 SEC Tournament														

CAREER STATS FOR DEMETRIUS HOUSTON

Year	GP-GS	Min/Avg	FG-FGA	Pct	3FM-3GA	Pct	FT-FTA	Pct	Rebs	PF-D	Ast	TO	Blk	Stl	Pts/Avg
2014-15	4-0	71/17.8	3-20	.150	1-5	.200	3-5	.600	22-5.5	7-0	1	9	0	1	10/2.5

3 TRIVANTE BLOODMAN



Senior | Guard

6-0 | 190

The Bronx, NY

Olney Central College

Season Highs

Points: 12, Clayton State, 11-24-14
FGM: 4, MVSU, 11-17-14
FGA: 5, MVSU, 11-17-14
3FGM: --
3FGA: 1, three times, last vs. Clayton State, 11-24-14
FTM: 8, Clayton State, 11-24-14
FTA: 8, Clayton State, 11-24-14
Rebounds: 3, twice, last vs. Utah State, 11-22-14
Assists: 7, MVSU, 11-17-14
Blocks: --
Steals: 4, MVSU, 11-17-14
Minutes: 32, Western Carolina 11-14-14

Career Highs

Points: 18, Auburn, 2-15-14
FGM: 5, Kentucky, 1-8-14
FGA: 9, Missouri, 3-1-14
3FGM: 2, Texas, 11-21-12
3FGA: 4, Missouri, 3-1-14
FTM: 14, Auburn, 2-15-14
FTA: 15, Auburn, 2-15-14
Rebounds: 8, Providence, 12-1-12
Assists: 9, Auburn, 2-15-14
Blocks: 1, Georgia, 1-12-13
Steals: 4, twice, last vs. MVSU, 11-17-14
Minutes: 39, twice, last vs. Loyola-Chi, 12-1-13

2013-14 Game-By-Game

Opponent	MIN	FG	Pct.	3FG	Pct.	FT	Pct.	O-D-R	PF	A	TO	B	S	PTS
N14 Western Carolina	32	1-2	.500	0-0	.000	5-6	.833	0-2-2	2	6	3	0	0	7
N17 Mississippi Valley State	30	4-5	.800	0-1	.000	3-4	.750	0-3-3	3	7	4	0	4	11
N22 Utah State	26	1-2	.500	0-1	.000	6-6	1.000	1-2-3	4	6	2	0	0	8
N24 Clayton State	24	2-4	.500	0-1	.000	8-8	1.000	1-1-2	1	2	2	0	1	12
N28 St. Louis														
N29 TCU/Bradley														
D6 Tulane														
D13 Oregon State														
D17 Arkansas State														
D20 USC Upstate														
D23 Jacksonville														
D30 McNeese State														
J2 Florida State														
J7 Tennessee														
J10 Florida														
J13 Texas A&M														
J17 Vanderbilt														
J21 Auburn														
J24 Georgia														
J28 Ole Miss														
J31 LSU														
F3 Tennessee														
F7 Arkansas														
F10 Alabama														
F14 Missouri														
F19 Ole Miss														
F21 Arkansas														
F25 Kentucky														
F28 South Carolina														
M4 Vanderbilt														
M7 Missouri														
M11 SEC Tournament														

Bloodman's Notes . . .

✓ Had game-high 6 assists in opener versus Western Carolina.

✓ Tied a career-high with 4 steals vs. MVSU, also tallying 11 points and a game-high 7 assists.

✓ Scored 8 points and recorded six assists vs. Utah State.

✓ Shot a perfect 8-for-8 from the free throw line and scored 12 points vs. Clayton State.

CAREER STATS FOR TRIVANTE BLOODMAN

Year	GP-GS	Min/Avg	FG-FGA	Pct	3FM-3GA	Pct	FT-FTA	Pct	Rebs	PF-D	Ast	TO	Blk	Stl	Pts/Avg
2012-13	32-32	931/29.1	51-145	.352	12-43	.279	82-113	.726	104-3.3	82-2	75	88	1	37	196/6.1
2013-14	33-17	816/24.7	63-132	.477	9-32	.281	81-111	.730	65-2.0	55-0	82	58	0	30	216/6.5
2014-15	4-4	112/28.0	8-13	.615	0-3	.000	22-24	.917	10-2.5	10-0	21	11	0	5	38/9.5
TOTALS	69-53	1859/26.9	122-290	.421	21-78	.269	185-248	.746	179-2.6	147-2	178	157	1	72	450/6.5

15 I.J. READY



Sophomore | Guard

5-11 | 170

North Little Rock, AR

Parkview Magnet HS

Season Highs

Points: 2, twice, last vs. Clayton State, 11-24-14
FGM: --
FGA: 2, twice, last vs. Clayton State, 11-24-14
3FGM: --
3FGA: 2, twice, last vs. Clayton State, 11-24-14
FTM: 2, twice, last vs. Clayton State, 11-24-14
FTA: 3, Clayton State, 11-24-14
Rebounds: 2, twice, last vs. Clayton State, 11-24-14
Assists: 3, Utah State, 11-22-14
Blocks: --
Steals: 2, twice, last vs. Clayton State, 11-24-14
Minutes: 19, Clayton State, 11-24-14

Career Highs

Points: 14, Prairie View, 11-8-13
FGM: 56, Prairie View, 11-8-13
FGA: 11, twice, last vs. Arkansas, 2-22-14
3FGM: 3, twice, last vs. Ole Miss, 1-25-14
3FGA: 7, TCU, 12-5-13
FTM: 4, Florida Gulf Coast, 12-19-13
FTA: 4, Florida Gulf Coast, 12-19-13
Rebounds: 6, twice, last vs. So. Fla., 12-22-13
Assists: 7, South Florida, 12-22-13
Blocks: --
Steals: 5, Florida Gulf Coast, 12-19-13
Minutes: 35, Arkansas, 2-22-14

2013-14 Game-By-Game

Opponent	MIN	FG	Pct.	3FG	Pct.	FT	Pct.	O-D-R	PF	A	TO	B	S	PTS
N14 Western Carolina	-DNP-													
N17 Mississippi Valley State	-DNP-													
N22 Utah State	15	0-2	.000	0-2	.000	2-2	1.000	0-2-2	2	3	0	0	2	2
N24 Clayton State	19	0-2	.000	0-2	.000	2-3	.667	0-2-2	1	2	1	0	2	2
N28 St. Louis														
N29 TCU/Bradley														
D6 Tulane														
D13 Oregon State														
D17 Arkansas State														
D20 USC Upstate														
D23 Jacksonville														
D30 McNeese State														
J2 Florida State														
J7 Tennessee														
J10 Florida														
J13 Texas A&M														
J17 Vanderbilt														
J21 Auburn														
J24 Georgia														
J28 Ole Miss														
J31 LSU														
F3 Tennessee														
F7 Arkansas														
F10 Alabama														
F14 Missouri														
F19 Ole Miss														
F21 Arkansas														
F25 Kentucky														
F28 South Carolina														
M4 Vanderbilt														
M7 Missouri														
M11 SEC Tournament														

Ready's Notes . . .

✓ Did not play in the first two games due to surgery to repair a bulging disk.

✓ Made his 2014-15 debut vs. Utah State, recording 2 points, 3 assists and 2 steals.

CAREER STATS For I.J. READY

Year	GP-GS	Min/Avg	FG-FGA	Pct	3FM-3GA	Pct	FT-FTA	Pct	Rebs	PF-D	Asst	TO	Blk	Stl	Pts/Avg
2013-14	26-21	626/24.1	59-159	.371	17-48	.354	18-21	.857	55-2.1	31-1	69	41	0	32	153/5.9
2014-15	2-0	34/17.0	0-4	.000	0-4	.000	4-5	.800	4-2.0	3-0	5	1	0	4	4/2.0
Totals	28-21	660/23.6	59-163	.362	17-52	.327	22-26	.846	59-2.1	34-1	74	42	0	36	157/5.6

20 GAVIN WARE



Junior | Forward

6-9 | 260

Starkville, MS

Starkville HS

Season Highs

Points: 19, MVSU, 11-17-14
 FGM: 9, MVSU, 11-17-14
 FGA: 11, MVSU, 11-17-14
 3FGM: --
 3FGA: --
 FTM: 7, Clayton State, 11-24-14
 FTA: 8, twice, last vs. Clayton State, 11-24-14
 Rebounds: 10, Western Carolina, 11-14-14
 Assists: 1, MVSU, 11-17-14
 Blocks: 3, twice, last vs. MVSU, 11-17-14
 Steals: 1, Western Carolina 11-14-14
 Minutes: 32, Western Carolina 11-14-14

Career Highs

Points: 23, MVSU, 11-19-13
 FGM: 10, Maryland Eastern Shore, 1-2-14
 FGA: 14, Maryland Eastern Shore, 1-2-14
 3FGM: --
 3FGA: --
 FTM: 8, Kentucky, 2-8-14
 FTA: 11, MVSU, 11-19-13
 Rebounds: 16, Maryland E. Shore, 1-2-14
 Assists: 2, Arkansas, 1-23-13
 Blocks: 5, Loyola, 12-15-12
 Steals: 3, Kennesaw State, 11-14-13
 Minutes: 36, Texas A&M, 1-30-13

2013-14 Game-By-Game

Opponent	MIN	FG	Pct.	3FG	Pct.	FT	Pct.	O-D-R	PF	A	TO	B	S	PTS
N14 Western Carolina	32	4-7	.571	0-0	.000	6-8	.750	3-7-10	3	0	2	3	1	14
N17 Mississippi Valley State	23	9-11	.818	0-0	.000	1-1	1.000	4-4-8	2	1	0	3	0	19
N22 Utah State	23	6-7	.857	0-0	.000	0-0	.000	3-5-8	3	0	1	2	0	12
N24 Clayton State	22	2-8	.250	0-0	.000	7-8	.875	2-5-7	2	0	0	1	0	11
N28 St. Louis														
N29 TCU/Bradley														
D6 Tulane														
D13 Oregon State														
D17 Arkansas State														
D20 USC Upstate														
D23 Jacksonville														
D30 McNeese State														
J2 Florida State														
J7 Tennessee														
J10 Florida														
J13 Texas A&M														
J17 Vanderbilt														
J21 Auburn														
J24 Georgia														
J28 Ole Miss														
J31 LSU														
F3 Tennessee														
F7 Arkansas														
F10 Alabama														
F14 Missouri														
F19 Ole Miss														
F21 Arkansas														
F25 Kentucky														
F28 South Carolina														
M4 Vanderbilt														
M7 Missouri														
M11 SEC Tournament														

Ware's Notes . . .

✓ Had 10th-career double-double against Western Carolina with 14 points and 10 boards.

✓ Scored 19 points and added eight rebounds vs. MVSU.

✓ Tallied 12 points and 8 rebounds against Utah State.

✓ Added 11 points and 7 rebounds vs. Clayton State.

CAREER STATS FOR GAVIN WARE

Year	GP-GS	Min/Avg	FG-FGA	Pct	3FM-3GA	Pct	FT-FTA	Pct	Rebs	PF-D	Asst	TO	Blk	Stl	Pts/Avg
2012-13	32-27	824/25.8	110-203	.542	0-0	.000	50-89	.562	206-6.4	65-2	9	40	24	15	270/8.4
2013-14	33-33	858/26.0	129-222	.581	0-0	.000	72-111	.649	236-7.2	82-1	7	45	12	28	330/10.0
2014-15	4-4	100/25.0	21-33	.636	0-0	.000	14-17	.824	33-8.3	10-0	1	3	9	1	56/14.0
TOTALS	69-64	1782/25.8	260-458	.568	0-0	.000	136-217	.627	475-6.9	157-3	17	88	45	44	656/9.5

22 FALLOU NDOYE



Freshman | Forward

6-11 | 222

Taif, Senegal

Findley Prep

Season Highs

Points: 9, Utah State, 11-22-14
FGM: 3, Utah State, 11-22-14
FGA: 3, twice, last vs. Clayton State, 11-24-14
3FGM: --
3FGA: --
FTM: 3, Utah State, 11-22-14
FTA: 3, Utah State, 11-22-14
Rebounds: 5, Clayton State, 11-24-14
Assists: 1, MVSU, 11-17-14
Blocks: 1, Clayton State, 11-24-14
Steals: 1, Western Carolina, 11-14-14
Minutes: 18, Clayton State, 11-24-14

Ndoye's Notes . . .

✓ Scored 2 points and grabbed 3 rebounds vs. Western Carolina in his Bulldog debut.

✓ Made his first career field goal while recording two rebounds and assist vs. MVSU.

✓ Scored 9 points and grabbed two rebounds vs. Utah State.

✓ Recorded season-highs in minutes (18) and rebounds (5) vs. Clayton State.

2013-14 Game-By-Game

Opponent	MIN	FG	Pct.	3FG	Pct.	FT	Pct.	O-D-R	PF	A	TO	B	S	PTS
N14 Western Carolina	8	0-0	.000	0-0	.000	2-2	1.000	1-2-3	0	0	1	0	1	2
N17 Mississippi Valley State	17	1-1	1.000	0-0	.000	1-2	.500	0-2-2	2	1	1	0	0	3
N22 Utah State	17	3-3	1.000	0-0	.000	3-3	1.000	2-0-2	2	0	2	0	0	9
N24 Clayton State	18	2-3	.667	0-0	.000	1-2	.500	1-4-5	2	0	2	1	0	5
N28 St. Louis														
N29 TCU/Bradley														
D6 Tulane														
D13 Oregon State														
D17 Arkansas State														
D20 USC Upstate														
D23 Jacksonville														
D30 McNeese State														
J2 Florida State														
J7 Tennessee														
J10 Florida														
J13 Texas A&M														
J17 Vanderbilt														
J21 Auburn														
J24 Georgia														
J28 Ole Miss														
J31 LSU														
F3 Tennessee														
F7 Arkansas														
F10 Alabama														
F14 Missouri														
F19 Ole Miss														
F21 Arkansas														
F25 Kentucky														
F28 South Carolina														
M4 Vanderbilt														
M7 Missouri														
M11 SEC Tournament														

CAREER STATS For FALLOU NDOYE

Year	GP-GS	Min/Avg	FG-FGA	Pct	3FM-3GA	Pct	FT-FTA	Pct	Rebs	PF-D	Asst	TO	Blk	Stl	Pts/Avg
2014-15	4-0	60/15.0	6-7	.857	0-0	.000	7-9	.778	12-3.0	6-0	1	6	1	1	19/4.8

23 TRAVIS DANIELS



Junior | Guard

6-8 | 219

Tuscaloosa, AL

Shelton State CC

Season Highs

Points: 10, MVSU, 11-17-14
FGM: 3, Utah State, 11-22-14
FGA: 8, Utah State, 11-22-14
3FGM: 1, twice, last vs. Utah State, 11-22-14
3FGA: 5, MVSU, 11-17-14
FTM: 5, MVSU, 11-17-14
FTA: 7, MVSU, 11-17-14
Rebounds: 8, Utah State, 11-22-14
Assists: 2, MVSU, 11-17-14
Blocks: 1, Clayton State, 11-24-14
Steals: 2, Utah State, 11-22-14
Minutes: 32, Utah State, 11-22-14

Daniels' Notes . . .

- ✓ Scored 2 points and grabbed 1 rebound against Western Carolina in Bulldog debut.
- ✓ Tallied 10 points, 6 boards and 2 assists vs. MVSU.
- ✓ Added 7 points and 8 rebounds vs. Utah State.

2013-14 Game-By-Game

Opponent	MIN	FG	Pct.	3FG	Pct.	FT	Pct.	O-D-R	PF	A	TO	B	S	PTS
N14 Western Carolina	18	1-3	.333	0-0	.000	0-0	.000	0-1-1	2	0	2	0	1	2
N17 Mississippi Valley State	26	2-6	.333	1-5	.200	5-7	.714	1-5-6	0	2	3	0	0	10
N22 Utah State	32	3-8	.375	1-3	.333	0-2	.000	4-4-8	1	0	1	0	2	7
N24 Clayton State	21	1-3	.333	0-1	.000	0-0	.000	1-4-5	1	1	0	1	0	2
N28 St. Louis														
N29 TCU/Bradley														
D6 Tulane														
D13 Oregon State														
D17 Arkansas State														
D20 USC Upstate														
D23 Jacksonville														
D30 McNeese State														
J2 Florida State														
J7 Tennessee														
J10 Florida														
J13 Texas A&M														
J17 Vanderbilt														
J21 Auburn														
J24 Georgia														
J28 Ole Miss														
J31 LSU														
F3 Tennessee														
F7 Arkansas														
F10 Alabama														
F14 Missouri														
F19 Ole Miss														
F21 Arkansas														
F25 Kentucky														
F28 South Carolina														
M4 Vanderbilt														
M7 Missouri														
M11 SEC Tournament														

CAREER STATS FOR TRAVIS DANIELS

Year	GP-GS	Min/Avg	FG-FGA	Pct	3FM-3GA	Pct	FT-FTA	Pct	Rebs	PF-D	Ast	TO	Blk	Stl	Pts/Avg
2014-15	4-4	97/24.3	7-20	.350	2-9	.222	5-9	.556	20-5.0	4-0	3	6	1	3	21/5.3

25 ROQUEZ JOHNSON



Junior | Forward

6-7 | 210

Montgomery, AL

G.W. Carver HS

Season Highs

Points: 20, MVSU, 11-17-14
FGM: 9, MVSU, 11-17-14
FGA: 13, Clayton State, 11-24-14
3FGM: --
3FGA: --
FTM: 6, Western Carolina, 11-14-14
FTA: 9, Western Carolina, 11-14-14
Rebounds: 8, Clayton State, 11-24-14
Assists: 2, MVSU, 11-17-14
Blocks: 1, MVSU, 11-17-14
Steals: 2, twice, last vs. Clayton State, 11-24-14
Minutes: 35, Utah State, 11-22-14

Career Highs

Points: 20, three times, last vs. MVSU, 11-17-14
FGM: 9, MVSU, 11-17-14
FGA: 13, 4 times, last vs. Clayton State, 11-24-14
3FGM: 1, six times, last vs. Florida, 2-9-13
3FGA: 3, North Carolina, 11-19-12
FTM: 10, Auburn, 1-22-14
FTA: 16, Auburn, 1-22-14
Rebounds: 11, Loyola-Chicago, 12-1-13
Assists: 2, six times, last vs. MVSU, 11-17-14
Blocks: 3, twice, last vs. Auburn, 3-9-13
Steals: 6, Texas, 11-21-12
Minutes: 37, Loyola-Chicago, 12-1-13

2013-14 Game-By-Game

Opponent	MIN	FG	Pct.	3FG	Pct.	FT	Pct.	O-D-R	PF	A	TO	B	S	PTS
N14 Western Carolina	24	5-7	.714	0-0	.000	6-9	.667	1-4-5	3	1	3	0	1	16
N17 Mississippi Valley State	23	9-10	.900	0-0	.000	2-4	.500	3-2-5	3	2	2	1	0	20
N22 Utah State	35	6-12	.500	0-0	.000	3-5	.600	4-0-4	0	1	1	0	2	15
N24 Clayton State	27	7-13	.538	0-0	.000	1-2	.500	6-2-8	1	0	1	0	2	15
N28 St. Louis														
N29 TCU/Bradley														
D6 Tulane														
D13 Oregon State														
D17 Arkansas State														
D20 USC Upstate														
D23 Jacksonville														
D30 McNeese State														
J2 Florida State														
J7 Tennessee														
J10 Florida														
J13 Texas A&M														
J17 Vanderbilt														
J21 Auburn														
J24 Georgia														
J28 Ole Miss														
J31 LSU														
F3 Tennessee														
F7 Arkansas														
F10 Alabama														
F14 Missouri														
F19 Ole Miss														
F21 Arkansas														
F25 Kentucky														
F28 South Carolina														
M4 Vanderbilt														
M7 Missouri														
M11 SEC Tournament														

Johnson's Notes . . .

✓ Scored a team-high 16 points versus Western Carolina to go along with his 5 rebounds.

✓ Made a career-best 9 field goals and tied his career-highs for points (20) and assists (2) vs. MVSU.

✓ Played a season-high 35 minutes vs. Utah State, scoring 15 points to go along with 4 rebounds and 2 steals.

✓ Recored a game-high 15 points and 8 rebounds vs. Clayton State.

CAREER STATS FOR ROQUEZ JOHNSON

Year	GP-GS	Min/Avg	FG-FGA	Pct	3FM-3GA	Pct	FT-FTA	Pct	Rebs	PF-D	Ast	TO	Blk	Stl	Pts/Avg
2011-12	13-0	45/3.5	0-3	.000	0-0	.000	1-6	.167	11-0.8	6-0	0	6	3	1	1/0.1
2012-13	28-8	730/26.1	77-181	.425	5-18	.278	87-146	.596	127-4.5	69-2	12	70	15	22	246/8.8
2013-14	33-8	781/23.7	114-239	.477	0-6	.000	91-147	.619	152-4.6	72-2	17	47	4	18	319/9.7
2014-15	4-4	109/27.3	27-42	.643	0-0	.000	12-20	.600	22-5.5	7-0	4	7	1	5	66/16.5
TOTALS	78-20	1665/21.3	218-465	.469	5-24	.208	191-319	.599	312-4.0	154-4	33	130	23	46	632/8.1

32 CRAIG SWORD



Sophomore | Guard

6-3 | 196

Montgomery, AL

G.W. Carver HS

Season Highs

Points: --
 FGM: --
 FGA: --
 3FGM: --
 3FGA: --
 FTM: --
 FTA: --
 Rebounds: --
 Assists: --
 Blocks: --
 Steals: --
 Minutes: --

Career Highs

Points: 33, LSU, 2-19-14
 FGM: 11, LSU, 2-19-14
 FGA: 17, twice, last vs. Tennessee, 3-14-13
 3FGM: 3, Ole Miss, 3-13-14
 3FGA: 7, Providence, 12-1-12
 FTM: 15, Ole Miss, 1-11-14
 FTA: 18, Ole Miss, 1-11-14
 RBs: 8, three times, last vs. Ole Miss, 3-13-14
 Assists: 9, Ole Miss, 1-11-14
 Blocks: 2, seven times, last vs. TAMU, 1-18-14
 Steals: 7, Ole Miss, 1-11-14
 Minutes: 39, Texas A&M, 1-18-14

2013-14 Game-By-Game

Opponent	MIN	FG	Pct.	3FG	Pct.	FT	Pct.	O-D-R	PF	A	TO	B	S	PTS
N14 Western Carolina	-DNP-													
N17 Mississippi Valley State	-DNP-													
N22 Utah State	-DNP-													
N24 Clayton State	-DNP-													
N28 St. Louis														
N29 TCU/Bradley														
D6 Tulane														
D13 Oregon State														
D17 Arkansas State														
D20 USC Upstate														
D23 Jacksonville														
D30 McNeese State														
J2 Florida State														
J7 Tennessee														
J10 Florida														
J13 Texas A&M														
J17 Vanderbilt														
J21 Auburn														
J24 Georgia														
J28 Ole Miss														
J31 LSU														
F3 Tennessee														
F7 Arkansas														
F10 Alabama														
F14 Missouri														
F19 Ole Miss														
F21 Arkansas														
F25 Kentucky														
F28 South Carolina														
M4 Vanderbilt														
M7 Missouri														
M11 SEC Tournament														

Sword's Notes . . .

✓ Did not play in the first four games due to surgery to repair a bulging disk.

CAREER STATS FOR CRAIG SWORD

Year	GP-GS	Min/Avg	FG-FGA	Pct	3FM-3GA	Pct	FT-FTA	Pct	Rebs	PF-D	Asst	TO	Blk	Stl	Pts/Avg
2012-13	32-30	854/26.7	120-296	.405	13-67	.194	82-148	.554	92-2.9	92-8	75	127	14	55	335/10.5
2013-14	32-32	900/28.1	157-324	.485	12-44	.273	111-179	.620	120-3.8	93-4	88	96	15	60	437/13.7
2014-15															
TOTALS	64-62	1754/27.4	277-620	.447	25-111	.225	193-327	.590	212-3.3	185-12	163	223	29	115	772/12.1

33 OLIVER BLACK



Freshman | Forward

6-9 | 224

Jackson, MS

Wingfield HS

Season Highs

Points: 3, Clayton State, 11-24-14
FGM: 1, Clayton State, 11-24-14
FGA: 3, Clayton State, 11-24-14
3FGM: --
3FGA: --
FTM: 1, twice, last vs. Clayton State, 11-24-14
FTA: 3, Clayton State, 11-24-14
Rebounds: 5, MVSU, 11-17-14
Assists: --
Blocks: 1, Western Carolina, 11-14-14
Steals: 1, Western Carolina, 11-14-14
Minutes: 17, Western Carolina 11-14-14

Black's Notes . . .

- ✓ Scored 1 point and grabbed 2 rebounds against Western Carolina his Bulldog debut.
- ✓ Pulled down 5 rebounds vs. MVSU.
- ✓ Added 3 points and 4 rebounds against Clayton State.

2013-14 Game-By-Game

Opponent	MIN	FG	Pct.	3FG	Pct.	FT	Pct.	O-D-R	PF	A	TO	B	S	PTS
N14 Western Carolina	17	0-0	.000	0-0	.000	1-2	.500	1-1-2	0	0	1	1	1	1
N17 Mississippi Valley State	9	0-0	.000	0-0	.000	0-0	.000	2-3-5	3	0	3	0	0	0
N22 Utah State	3	0-0	.000	0-0	.000	0-0	.000	0-0-0	0	0	0	0	0	0
N24 Clayton State	13	1-2	.500	0-0	.000	1-3	.333	0-4-4	0	0	1	0	0	3
N28 St. Louis														
N29 TCU/Bradley														
D6 Tulane														
D13 Oregon State														
D17 Arkansas State														
D20 USC Upstate														
D23 Jacksonville														
D30 McNeese State														
J2 Florida State														
J7 Tennessee														
J10 Florida														
J13 Texas A&M														
J17 Vanderbilt														
J21 Auburn														
J24 Georgia														
J28 Ole Miss														
J31 LSU														
F3 Tennessee														
F7 Arkansas														
F10 Alabama														
F14 Missouri														
F19 Ole Miss														
F21 Arkansas														
F25 Kentucky														
F28 South Carolina														
M4 Vanderbilt														
M7 Missouri														
M11 SEC Tournament														

CAREER STATS FOR OLIVER BLACK

Year	GP-GS	Min/Avg	FG-FGA	Pct	3FM-3GA	Pct	FT-FTA	Pct	Rebs	PF-D	Asst	TO	Blk	Stl	Pts/Avg
2014-15	4-0	42/10.5	1-2	.500	0-0	.000	2-5	.400	11-2.8	3	0	5	1	1	4/1.0

EXHIBITION 1 — Nov. 6, 2014

Mississippi State	72
Delta State	51

Humphrey Coliseum • 6 p.m.
Starkville, MS

Mississippi State's fast start carried the Bulldogs to a 72-51 exhibition victory against Delta State.

Gavin Ware led MSU with 19 points on a 9 of 13 night from the field. Demetrius Houston added 12 points in his Maroon and White debut, while Fallou Ndoye added 11 points in his first live action.

MSU held its Division II opponent to one field goal the first eight minutes. During that stretch, Ware was already establishing his presence inside and the Bulldogs were quickly building an 18-2 advantage.

MSU shot 48.1 percent from the floor and led 37-16 at the intermission.

For the contest, MSU hit 26 of 59 shots from the field (44.1 percent), 2 of 8 shots from 3-point range (25.0 percent) and 18 of 24 shots from the foul line (75.0 percent). Delta State hit 17 of 46 shots from the field (37.0 percent), 7 of 17 shots from 3-point range (41.2 percent) and 10 of 18 shots from the foul line (55.6 percent).

MSU held a 38-34 rebounding advantage. The Bulldogs had 15 assists and 12 turnovers, while the Statesmen had nine assists and 25 turnovers.

Delta State received 25 points from Devin Schmidt and 11 points from Jack Magden.

Delta State

Player	FG	3FG	FT	RB	P	PT	A	Min
Smith	f 1-5	0-0	2-2	5	2	4	1	17
Harrick	g 1-3	0-0	1-2	3	3	3	0	18
Madgen	g 3-8	3-6	2-2	2	0	11	5	38
Chisholm	g 1-4	0-0	0-0	3	1	2	0	28
Schmidt	g 9-21	4-9	3-5	5	1	25	2	37
Denney	0-0	0-0	0-0	0	0	0	0	1
Davis	1-3	0-0	0-3	6	4	2	0	22
Gillis	0-0	0-0	1-2	4	4	1	0	7
Rowe	0-1	0-1	1-2	1	1	1	1	18
Hester	1-1	0-0	0-0	2	5	2	0	14
TOTALS	17-46	7-17	10-18	34	21	51	9	200

Mississippi State

Player	FG	3FG	FT	RB	PF	PT	A	Min
Ware	f 9-13	0-0	1-2	6	4	19	0	19
Thomas	g 2-6	0-1	0-0	12	3	4	2	25
Bloodman	g 1-2	0-0	4-4	3	1	6	5	26
Daniels	g 0-3	0-2	5-6	0	1	5	1	22
Johnson	f 3-5	0-0	1-3	2	2	7	1	18
Dunlap	0-4	0-3	2-2	4	1	2	1	17
Houston	5-8	2-2	0-0	5	2	12	2	20
Butler	0-0	0-0	0-0	0	1	0	0	4
Johnson	0-2	0-0	0-0	2	0	0	0	6
Ndoye	3-10	0-0	5-7	6	4	11	1	21
Black	3-6	0-0	0-0	5	1	6	2	22
TOTALS	26-59	2-8	18-24	38	20	72	15	200

Halftime: MSU 37, DSU 16. FG%: MSU 44.1%, DSU 34.7%. 3FG%: MSU 25.0%, DSU 41.2%. FT%: MSU 75.0%, DSU 55.6%. Turnovers: MSU 12 (Ware 5), DSU 25 (Schmidt 5). Blocked Shots: MSU 5 (Ndoye 3), DSU 6 (Davis 3). Steals: MSU 8 (Houston 2), DSU 3 (Three players with 1). Officials: Joe Lindsey, Sean Casey, Wil Howard. Attendance: N/A.

GAME 1 — Nov. 14, 2014

Mississippi State	66
Western Carolina	56

Humphrey Coliseum • 5:30 p.m.
Starkville, MS

Mississippi State ushered in its 103th season of basketball Friday by knocking off Western Carolina, 66-56. And in the process, the Bulldogs collected their 400th win at Humphrey Coliseum.

Roquez Johnson paced MSU with 16 points, while Fred Thomas added 15. Gavin Ware recorded his 10th-career double-double with 14 points and 10 rebounds.

Five players made their MSU debut, including Maurice Dunlap and Demetrius Houston, who totaled 6 points and 7 rebounds, respectively.

Mississippi State went into the break up 31-30 on a putback by Ware at the buzzer.

The Bulldogs jumped out to the quick 4-0 lead, but the Catamounts hit a couple of 3-pointers to take an 18-15 advantage.

MSU responded, however, when Dunlap drained back-to-back treys to put his team up. At the half, the Bulldogs led by nine, 35-26.

Mississippi State opened up the second half with an 8-2 run to extend its lead to 39-32. The Catamounts would cut the Bulldogs lead to five, but a pair of free throws by Thomas and a jumper by Travis Daniels put the Bulldogs up seven at the halfway mark.

MSU pushed its lead to double digits for the first time at 57-47 thanks to a pair of free throws from Johnson. WCU would cut it as close as six in the final moments of the game, but clutch free throw shooting by the Bulldogs would seal the contest.

Western Carolina

Player	FG	3FG	FT	RB	PF	PT	A	Min
Brummitt	f 3-9	0-0	0-0	2	5	6	1	25
Thompson	f 0-2	0-0	0-0	1	2	0	2	11
Brown	g 4-15	2-8	1-3	4	2	11	3	38
Harrelson	g 5-12	3-9	1-2	1	0	14	3	37
Sinclair	g 7-14	3-6	3-5	3	2	20	1	36
Hall	0-2	0-0	0-0	5	5	0	1	16
Peterson	0-0	0-0	0-0	0	0	0	0	7
Browning	2-4	1-1	0-0	5	5	5	0	26
Williams	0-0	0-0	0-0	0	0	0	0	1
Brooks	0-0	0-0	0-0	0	1	0	1	3
TOTALS	21-58	9-24	5-10	27	22	56	12	200

Mississippi State

Player	FG	3FG	FT	RB	PF	PT	A	Min
Ware	f 4-7	0-0	6-8	10	3	14	0	32
Johnson	f 5-7	0-0	6-9	5	3	16	1	24
Thomas	g 4-10	2-5	5-5	6	2	15	0	32
Bloodman	g 1-2	0-0	5-6	2	2	7	6	32
Daniels	g 1-3	0-0	0-0	1	2	2	0	18
Dunlap	2-4	2-4	0-0	1	3	6	0	15
Houston	0-4	0-0	3-5	7	3	3	0	22
Ndoye	0-0	0-0	2-2	3	0	2	0	8
Black	0-0	0-0	1-2	2	0	1	0	17
TOTALS	17-37	4-9	28-37	39	18	66	7	200

Halftime: MSU 31, WCU 30. FG%: MSU 45.9%, WCU 36.2%. 3FG%: MSU 44.4%, WCU 37.5%. FT%: MSU 75.7%, WCU 50%. Turnovers: MSU 16 (Johnson, Thomas, Bloodman 3), WCU 11 (Harrelson 3). Blocked Shots: MSU 5 (Ware 3), WCU 4 (Browning, 2). Steals: MSU 5 (Ware, Johnson, Daniels, Ndoye, Black 1), WCU 10 (Browning, 4). Officials: Jim Burr, John Heatly, Kevin Fehr. Attendance: 6,261.

GAME 2 — Nov. 17, 2014

Mississippi State	89
Mississippi Valley State	68

Humphrey Coliseum • 7 p.m.
Starkville, MS

Fred Thomas scored 17 points on 4-of-7 shooting, with three 3-point baskets as MSU rolled past Mississippi Valley State, 89-68.

MSU shot 59.6 percent from the floor and held a plus-22 rebounding advantage against the smaller MVSU lineup.

Travis Daniels hit a 3-point basket and Fred Thomas followed with back-to-back 3's as MSU quickly built an 11-5 advantage. The lead was stretched to 13 at 21-8 when Thomas hit four free throws on one possession after a flagrant foul.

A layup by Trivante Bloodman ran the lead to 25-8 with 14:35 left in the first half.

MSU shot 69.0 percent in the opening half and led 58-34 at halftime.

In the second half, MSU stretched the lead to 73-40 after back-to-back baskets by Roquez Johnson. Johnson joined Ware in the dominance of the inside game, as he led the Bulldogs with a game-high 20 points.

For the contest, the Bulldogs hit 31 of 52 shots from the field (59.6 percent), 4 of 15 shots from 3-point range (26.7 percent) and 23 of 32 shots from the foul line (71.9 percent). The Delta Devils hit 24 of 68 shots from the field (35.3 percent), 8 of 28 shots from 3-point range (28.6 percent) and 12 of 18 shots from the foul line (66.7 percent).

MSU held a 47-25 rebounding advantage.

Mississippi Valley State

Player	FG	3FG	FT	RB	PF	PT	A	Min
Whitfield	f 0-0	0-0	1-2	3	2	1	0	17
Milshtein	f 0-0	0-0	0-0	3	1	0	0	8
Priar	g 3-6	2-4	1-1	0	3	8	0	24
Washington	g 7-14	3-7	1-1	0	3	18	1	27
Williams	g 4-14	1-5	2-2	4	1	11	2	24
Vaughn	0-1	0-0	0-1	5	5	0	0	14
Jackson	1-3	0-2	0-0	0	0	2	0	9
Simmons	2-8	0-1	2-2	2	0	6	3	15
Corley	5-18	2-8	5-6	3	1	17	2	31
Kelly	2-2	0-0	1-4	0	3	5	1	6
Bargman	0-2	0-1	0-0	0	2	0	2	12
TOTALS	24-68	8-28	12-18	25	21	68	12	200

Mississippi State

Player	FG	3FG	FT	RB	PF	PT	A	Min
Ware	f 9-11	0-0	1-1	8	2	19	1	23
Johnson	f 9-10	0-0	2-4	5	3	20	2	23
Thomas	g 4-7	3-4	6-8	3	2	17	2	30
Bloodman	g 4-5	0-1	3-4	3	3	11	2	30
Daniels	g 0-5	1-5	5-7	6	0	10	2	26
Dunlap	0-5	0-2	5-6	2	1	5	1	16
Houston	2-6	0-2	0-0	7	1	4	0	20
Butler	0-1	0-1	0-0	0	0	0	0	3
Johnson	0-0	0-0	0-0	1	0	0	0	3
Ndoye	1-1	0-0	1-2	2	2	3	1	17
Black	0-0	0-0	0-0	5	3	0	0	9
TOTALS	31-52	4-15	23-23	47	17	89	16	200

Halftime: MSU 58, MVSU 34. FG%: MSU 59.9%, MVSU 35.5%. 3FG%: MSU 26.7%, MVSU 28.6%. FT%: MSU 71.9%, MVSU 66.7%. Turnovers: MSU 26 (Thomas 6), MVSU 16 (Priar 5). Blocked Shots: MSU 6 (Ware 3), MVSU 0. Steals: MSU 6 (Bloodman 4), MVSU 16 (Bargman 5). Officials: Vladimir Voyard-Tadal, Jacyn Goble, Brent Hampton. Attendance: 6,065.

GAME 3 — Nov. 22, 2014

Mississippi State 71
Utah State 63

Humphrey Coliseum • Noon
Starkville, MS

Behind 15-point efforts from both Fred Thomas and Roquez Johnson, Mississippi State rallied in the second half to beat Utah State 71-6.

In a game that featured 18 lead changes and 9 ties, the Bulldogs found themselves trailing 38-34 at the break.

The Aggies quickly extended the lead to 41-34 on a 3-pointer by Chris Smith, but the Bulldogs slowly chipped away and went up 42-41 on a 3-pointer by Thomas.

For the next 12 minutes, the lead continued to change hands. But with 5:38 to play, a dunk by Gavin Ware gave the Bulldogs a 59-58 advantage, one it never relinquished. Ware rounded out the double-digit scoring for MSU with 12 points to go along with his 8 rebounds.

MSU, which dominated the boards 38-21, was clutch down the stretch at the free throw line. In the final three minutes, the Bulldogs were 8 of 8 at the charity stripe, thanks to a 6-for-6 effort by Trivante Bloodman.

Mississippi State made 24 of its 52 shots, including a 4-of-15 mark beyond the arc. The Aggies were 20 of 47 shooting, and after making 7 of their 14 attempts from long range in the first half, they were just 3 of 13 in the final 20 minutes.

Chris Smith and Darius Perkins paced Utah State with 14 points each, while Jalen Moore added 13.

Utah State

Player	FG	3FG	FT	RB	PF	PT	A	Min
Collette	f 3-5	0-0	0-0	0	4	6	3	24
Perkins	g 5-14	4-11	0-1	2	3	14	1	31
Moore	g 5-10	1-5	2-2	3	3	13	1	29
McGlaston	g 2-4	2-3	3-4	1	0	9	2	21
Smith	g 3-7	3-6	5-6	4	2	14	2	33
Cureton	0-1	0-0	1-2	0	0	1	0	7
Noma'aea	0-0	0-0	0-0	0	0	0	1	1
Pearre	0-3	0-2	0-0	2	1	0	0	19
Bolton	1-1	0-0	0-0	0	1	2	0	8
Harris	0-1	0-0	0-0	1	2	0	0	17
Jones	1-1	0-0	2-2	3	4	4	2	10
TOTALS	20-47	10-27	13-17	21	20	63	12	200

Mississippi State

Player	FG	3FG	FT	RB	PF	PT	A	Min
Ware	f 6-7	0-0	0-0	8	3	12	0	23
Johnson	f 6-12	0-0	3-5	4	0	15	1	35
Thomas	g 4-12	2-5	5-9	3	2	15	1	32
Bloodman	g 1-2	0-1	6-6	3	4	8	6	26
Daniels	g 3-8	1-3	0-2	8	1	7	0	32
Dunlap	0-1	0-1	0-0	0	1	0	0	7
Houston	1-5	1-3	0-0	3	0	3	1	10
Ready	0-2	0-2	2-2	2	2	2	3	15
Ndoye	3-3	0-0	3-3	2	2	9	0	17
Black	0-0	0-0	0-0	0	0	0	0	3
TOTALS	24-52	4-15	19-27	38	15	71	12	200

Halftime: USU 38, MSU 34. FG%: MSU 47.8%, USU 50.0%. 3FG%: MSU 33.3%, USU 50.0%. FT%: MSU 66.7%, USU 73.3%. Turnovers: MSU 12 (Houston 4), USU 13 (Perkins 5). Blocked Shots: MSU 2 (Ware 2), USU 4 (Collette 2). Steals: MSU 7 (Daniels, Ready 2), USU 7 (Three players with 2). Officials: Mike Nance, Karl Hess, Patrick Evans. Attendance: 7,240.

GAME 4 — Nov. 24, 2014

Mississippi State
Clayton State

Humphrey Coliseum • 7 p.m.
Starkville, MS

Roquez Johnson led Mississippi State with 15 points in a 59-46 win against Clayton State.

MSU shot a season-low 38.0 percent from the field but rode a plus-13 advantage to the easy victory. MSU led by as many as 20 midway through the game's second half.

Johnson was followed in the scoring column by Trivante Bloodman with 12 points and Gavin Ware with 11. Johnson had a team-high eight rebounds, while Ware had seven rebounds.

MSU built an early 11-4 lead before Clayton State rallied for an 11-11 tie. The Bulldogs took the lead for good at 15-13 on a basket by Johnson. It would eventually be a 12-0 run for MSU and a 29-15 lead with 2:56 left in the half.

Clayton State only had one field goal over the final 7:39 as MSU led 29-18 at halftime.

The Bulldogs stretched the lead to 16 early in the second half. The Lakers closed within nine points at 37-28. MSU followed with an 11-0 run to remove all doubt from the contest.

For the contest, the Bulldogs hit 19 of 50 shots from the field (38.0 percent), 0 of 7 shots from 3-point range (0.0 percent) and 21 of 27 shots from the foul line (77.8 percent). The Lakers hit 18 of 52 shots from the field (34.6 percent), 4 of 21 shots from 3-point range (19.0 percent) and 6 of 15 shots from the foul line (40.0 percent).

MSU held a 43-30 rebounding advantage. The Bulldogs had five assists and 11 turnovers, while the Lakers had five assists and 12 turnovers.

Clayton State

Player	FG	3FG	FT	RB	PF	PT	A	Min
Bell	f 0-2	0-0	0-0	2	4	0	0	19
Bonny	g 5-8	0-0	3-8	2	2	13	1	29
Terry	g 5-15	1-5	3-7	5	2	14	1	33
Bennamou	g 3-8	2-5	0-0	2	3	8	1	33
Joseph	g 1-5	0-3	0-0	2	2	2	1	26
Henry	1-3	1-3	0-0	5	0	3	0	11
Terry	1-6	0-4	0-0	0	0	2	1	19
Gibbons	1-4	0-1	0-1	2	1	2	0	5
Oji	1-3	0-1	0-0	5	5	2	0	25
TOTALS	18-25	4-21	6-15	30	19	46	5	200

Mississippi State

Player	FG	3FG	FT	RB	PF	PT	A	Min
Ware	f 2-8	0-0	7-8	7	2	11	0	22
Johnson	f 7-13	0-0	1-2	8	1	15	0	27
Thomas	g 2-6	0-2	1-1	2	3	5	0	25
Bloodman	g 2-4	0-1	8-8	2	1	12	2	24
Daniels	g 1-3	0-1	0-0	5	1	2	1	21
Dunlap	2-4	0-1	0-0	5	2	4	0	12
Houston	0-5	0-0	0-0	5	3	0	0	19
Ready	0-2	0-2	2-3	2	1	2	2	18
Ndoye	2-3	0-0	1-2	5	2	5	0	18
Black	1-2	0-0	1-3	4	0	5	0	13
TOTALS	19-50	0-7	21-27	43	16	59	5	200

Halftime: MSU 29, CSU 18. FG%: MSU 38%, CSU 34.6%. 3FG%: MSU 0%, CSU 19%. FT%: MSU 77.8%, CSU 40%. Turnovers: MSU 11 (Ready, Bloodman, Thomas 2), CSU 12 (Bonny, Joseph, Oji 2). Blocked Shots: MSU 4 (Ware, Thomas, Daniels, Ndoye 1), CSU 3 (Oji 2). Steals: MSU 11 (Ready 5), CSU 6 (Terry 3). Officials: Anthony Jordan, Ken Washington, Orlandis Poole.

GAME 5 — Nov. 28, 2014

Mississippi State
St. Louis

American Bank Center • 8:30 p.m.
Corpus Christi, TX

Mississippi State Basketball
Mississippi State Combined Team Statistics (as of Nov 24, 2014)
All games

RECORD:	OVERALL	HOME	AWAY	NEUTRAL
ALL GAMES	4-0	4-0	0-0	0-0
CONFERENCE	0-0	0-0	0-0	0-0
NON-CONFERENCE	4-0	4-0	0-0	0-0

#	Player	gp-gs	min	avg	Total		3-Point		F-Throw		Rebounds											
					fg-fga	fg%	3fg-fga	3fg%	ft-fa	ft%	off	def	tot	avg	pf	dq	a	to	blk	stl	pts	avg
25	Roquez Johnson	4-4	109	27.3	27-42	.643	0-0	.000	12-20	.600	14	8	22	5.5	7	0	4	7	1	5	66	16.5
20	Gavin Ware	4-4	100	25.0	21-33	.636	0-0	.000	14-17	.824	12	21	33	8.3	10	0	1	3	9	1	56	14.0
01	Fred Thomas	4-4	119	29.8	14-35	.400	7-16	.438	17-23	.739	2	15	17	4.3	9	0	3	12	4	6	52	13.0
03	Trivante Bloodman	4-4	112	28.0	8-13	.615	0-3	.000	22-24	.917	2	8	10	2.5	10	0	21	11	0	5	38	9.5
23	Travis Daniels	4-4	97	24.3	7-20	.350	2-9	.222	5-9	.556	6	14	20	5.0	4	0	3	6	1	3	21	5.3
22	Fallou Ndoye	4-0	60	15.0	6-7	.857	0-0	.000	7-9	.778	4	8	12	3.0	6	0	1	6	1	1	19	4.8
00	Maurice Dunlap	4-0	50	12.5	4-14	.286	2-8	.250	5-6	.833	1	2	3	0.8	7	0	1	3	0	2	15	3.8
02	Demetrius Houston	4-0	71	17.8	3-20	.150	1-5	.200	3-5	.600	4	18	22	5.5	7	0	1	9	0	1	10	2.5
15	I.J. Ready	2-0	34	17.0	0-4	.000	0-4	.000	4-5	.800	0	4	4	2.0	3	0	5	1	0	4	4	2.0
33	Oliver Black	4-0	42	10.5	1-2	.500	0-0	.000	2-5	.400	3	8	11	2.8	3	0	0	5	1	1	4	1.0
10	Jeffery Johnson	1-0	3	3.0	0-0	.000	0-0	.000	0-0	.000	0	1	1	1.0	0	0	0	1	0	0	0	0.0
05	Isaiah Butler	1-0	3	3.0	0-1	.000	0-1	.000	0-0	.000	0	0	0	0.0	0	0	0	1	0	0	0	0.0
Team											3	9	12									
Total.....		4	800		91-191	.476	12-46	.261	91-123	.740	51	116	167	41.8	66	0	40	65	17	29	285	71.2
Opponents.....		4	800		83-225	.369	31-100	.310	36-60	.600	40	63	103	25.8	82	-	41	52	11	39	233	58.2

TEAM STATISTICS	MS	OPP	Date	Opponent	Score	Att.
SCORING	285	233	11-14-14	WESTERN CAROLINA	w 66-56	6261
Points per game	71.2	58.2	11-17-14	MISSISSIPPI VALLEY	w 89-68	6065
Scoring margin	+13.0	-	11-22-14	UTAH STATE	w 71-63	7240
FIELD GOALS-ATT	91-191	83-225	11-24-14	CLAYTON STATE	w 59-46	6030
Field goal pct	.476	.369	* - Conference game			
3 POINT FG-ATT	12-46	31-100				
3-point FG pct	.261	.310				
3-pt FG made per game	3.0	7.8				
FREE THROWS-ATT	91-123	36-60				
Free throw pct	.740	.600				
F-Throws made per game	22.8	9.0				
REBOUNDS	167	103				
Rebounds per game	41.8	25.8				
Rebounding margin	+16.0	-				
ASSISTS	40	41				
Assists per game	10.0	10.3				
TURNOVERS	65	52				
Turnovers per game	16.3	13.0				
Turnover margin	-3.2	-				
Assist/turnover ratio	0.6	0.8				
STEALS	29	39				
Steals per game	7.3	9.8				
BLOCKS	17	11				
Blocks per game	4.3	2.8				
ATTENDANCE	25596	0				
Home games-Avg/Game	4-6399	0-0				
Neutral site-Avg/Game	-	0-0				

Score by Periods	1st	2nd	Totals
Mississippi State	152	133	285
Opponents	120	113	233

Mississippi State Basketball
Mississippi State Game-by-Game Highs (as of Nov 24, 2014)
All games

Opponent	Date	Score	Points	Rebounds	Assists	Steals	Blocked shots
WESTERN CAROLINA	11-14-14	66-56	16-Roquez Johnson	10-Gavin Ware	6-Trivante Bloodman	1-Gavin Ware Fallou Ndoye Oliver Black Travis Daniels Roquez Johnson	3-Gavin Ware
MISSISSIPPI VALLEY	11-17-14	89-68	20-Roquez Johnson	8-Gavin Ware	7-Trivante Bloodman	4-Trivante Bloodman	3-Gavin Ware
UTAH STATE	11-22-14	71-63	15-Fred Thomas Roquez Johnson	8-Travis Daniels Gavin Ware	6-Trivante Bloodman	2-Roquez Johnson Travis Daniels I.J. Ready	2-Gavin Ware
CLAYTON STATE	11-24-14	59-46	15-Roquez Johnson	8-Roquez Johnson	2-Trivante Bloodman I.J. Ready	5-Fred Thomas	1-Gavin Ware Fred Thomas Travis Daniels Fallou Ndoye

2014-15 Mississippi State Basketball
Mississippi State Team Game-by-Game Comparison (as of Nov 26, 2014)
All games



Opponent	1st	2nd	Score	Mar	Total FG	FG Pct	3-Pointers	3FG Pct	Free Throws	FT Pct	Rebounds	Assist	T/Over	Block	Steal	Fouls
WESTERN CAROLINA	31/30	35/26	66-56	+10	17-37/21-58	.459/.362	4-9/9-24	.444/.375	28-37/5-10	.757/.500	39/27 +12	7/12	16/11	5/4	5/10	18/22
MISSISSIPPI VALLEY	58/34	31/34	89-68	+21	31-52/24-68	.596/.353	4-15/8-28	.267/.286	23-32/12-18	.719/.667	47/25 +22	16/12	26/16	6/0	6/16	17/21
UTAH STATE	34/38	37/25	71-63	+8	24-52/20-47	.462/.426	4-15/10-27	.267/.370	19-27/13-17	.704/.765	38/21 +17	12/12	12/13	2/4	7/7	15/20
CLAYTON STATE	29/18	30/28	59-46	+13	19-50/18-52	.380/.346	0-7/4-21	.000/.190	21-27/6-15	.778/.400	43/30 +13	5/5	11/12	4/3	11/6	16/19

Note: Game totals are displayed in the format TEAM/OPPONENT for each category

Mississippi State Basketball
Mississippi State Category Leaders (as of Nov 24, 2014)
All games

Points	G	Pts	Pts/G
Roquez Johnson	4	66	16.5
Gavin Ware	4	56	14.0
Fred Thomas	4	52	13.0
Trivante Bloodman	4	38	9.5
Travis Daniels	4	21	5.3
Fallou Ndoeye	4	19	4.8
Maurice Dunlap	4	15	3.8
Demetrius Houston	4	10	2.5
Oliver Black	4	4	1.0
I.J. Ready	2	4	2.0

FG Percentage	FG	Att	Pct
Fallou Ndoeye	6	7	.857
Roquez Johnson	27	42	.643
Gavin Ware	21	33	.636
Trivante Bloodman	8	13	.615
Oliver Black	1	2	.500
Fred Thomas	14	35	.400
Travis Daniels	7	20	.350
Maurice Dunlap	4	14	.286
Demetrius Houston	3	20	.150
Isaiah Butler	0	1	.000
I.J. Ready	0	4	.000

3-Point Percentage	3FG	Att	Pct
Fred Thomas	7	16	.438
Maurice Dunlap	2	8	.250
Travis Daniels	2	9	.222
Demetrius Houston	1	5	.200
Trivante Bloodman	0	3	.000
Isaiah Butler	0	1	.000
I.J. Ready	0	4	.000

Free Throw Percent	FG	Att	Pct
Trivante Bloodman	22	24	.917
Maurice Dunlap	5	6	.833
Gavin Ware	14	17	.824
I.J. Ready	4	5	.800
Fallou Ndoeye	7	9	.778
Fred Thomas	17	23	.739
Demetrius Houston	3	5	.600
Roquez Johnson	12	20	.600
Travis Daniels	5	9	.556
Oliver Black	2	5	.400

Scoring Average	G	Pts	Avg/G
Roquez Johnson	4	66	16.5
Gavin Ware	4	56	14.0
Fred Thomas	4	52	13.0
Trivante Bloodman	4	38	9.5
Travis Daniels	4	21	5.3
Fallou Ndoeye	4	19	4.8
Maurice Dunlap	4	15	3.8
Demetrius Houston	4	10	2.5
I.J. Ready	2	4	2.0
Oliver Black	4	4	1.0
Isaiah Butler	1	0	0.0
Jeffery Johnson	1	0	0.0

Field Goal Attempts	G	Att	Att/G
Roquez Johnson	4	42	10.5
Fred Thomas	4	35	8.8
Gavin Ware	4	33	8.3
Travis Daniels	4	20	5.0
Demetrius Houston	4	20	5.0

Field Goals Made	G	Made	Made/G
Roquez Johnson	4	27	6.8
Gavin Ware	4	21	5.3
Fred Thomas	4	14	3.5
Trivante Bloodman	4	8	2.0
Travis Daniels	4	7	1.8

3-Point FG Attempts	G	Att	Att/G
Fred Thomas	4	16	4.0
Travis Daniels	4	9	2.3
Maurice Dunlap	4	8	2.0
Demetrius Houston	4	5	1.3
I.J. Ready	2	4	2.0

3-Point FG Made	G	Made	Made/G
Fred Thomas	4	7	1.8
Maurice Dunlap	4	2	0.5
Travis Daniels	4	2	0.5
Demetrius Houston	4	1	0.3

Free Throw Attempts	G	Att	Att/G
Trivante Bloodman	4	24	6.0
Fred Thomas	4	23	5.8
Roquez Johnson	4	20	5.0
Gavin Ware	4	17	4.3
Travis Daniels	4	9	2.3
Fallou Ndoeye	4	9	2.3

Free Throws Made	G	Made	Made/G
Trivante Bloodman	4	22	5.5
Fred Thomas	4	17	4.3
Gavin Ware	4	14	3.5
Roquez Johnson	4	12	3.0
Fallou Ndoeye	4	7	1.8

Mississippi State Basketball
Mississippi State Category Leaders (as of Nov 24, 2014)
All games

<u>Rebounds</u>	<u>G</u>	<u>Reb</u>	<u>Reb/G</u>
Gavin Ware	4	33	8.3
Roquez Johnson	4	22	5.5
Demetrius Houston	4	22	5.5
Travis Daniels	4	20	5.0
Fred Thomas	4	17	4.3

<u>Rebound Average</u>	<u>G</u>	<u>Reb</u>	<u>Avg/G</u>
Gavin Ware	4	33	8.3
Roquez Johnson	4	22	5.5
Demetrius Houston	4	22	5.5
Travis Daniels	4	20	5.0
Fred Thomas	4	17	4.3

<u>Offensive Rebounds</u>	<u>G</u>	<u>No.</u>	<u>Avg/G</u>
Roquez Johnson	4	14	3.5
Gavin Ware	4	12	3.0
Travis Daniels	4	6	1.5
Fallou Ndoeye	4	4	1.0
Demetrius Houston	4	4	1.0

<u>Defensive Rebounds</u>	<u>G</u>	<u>No.</u>	<u>Avg/G</u>
Gavin Ware	4	21	5.3
Demetrius Houston	4	18	4.5
Fred Thomas	4	15	3.8
Travis Daniels	4	14	3.5
Trivante Bloodman	4	8	2.0
Oliver Black	4	8	2.0
Fallou Ndoeye	4	8	2.0
Roquez Johnson	4	8	2.0

<u>Fouls</u>	<u>G</u>	<u>No.</u>	<u>Per/G</u>
Gavin Ware	4	10	2.5
Trivante Bloodman	4	10	2.5
Fred Thomas	4	9	2.3
Maurice Dunlap	4	7	1.8
Roquez Johnson	4	7	1.8
Demetrius Houston	4	7	1.8

<u>Foulouts</u>	<u>G</u>	<u>No.</u>
-----------------	----------	------------

<u>Assists</u>	<u>G</u>	<u>No.</u>	<u>Ast/G</u>
Trivante Bloodman	4	21	5.3
I.J. Ready	2	5	2.5
Roquez Johnson	4	4	1.0
Fred Thomas	4	3	0.8
Travis Daniels	4	3	0.8

<u>Steals</u>	<u>G</u>	<u>No.</u>	<u>Stl/G</u>
Fred Thomas	4	6	1.5
Roquez Johnson	4	5	1.3
Trivante Bloodman	4	5	1.3
I.J. Ready	2	4	2.0
Travis Daniels	4	3	0.8

<u>Blocked Shots</u>	<u>G</u>	<u>No.</u>	<u>Blk/G</u>
Gavin Ware	4	9	2.3
Fred Thomas	4	4	1.0
Travis Daniels	4	1	0.3
Fallou Ndoeye	4	1	0.3
Roquez Johnson	4	1	0.3
Oliver Black	4	1	0.3

<u>Minutes</u>	<u>G</u>	<u>No.</u>	<u>Min/G</u>
Fred Thomas	4	119	29.8
Trivante Bloodman	4	112	28.0
Roquez Johnson	4	109	27.3
Gavin Ware	4	100	25.0
Travis Daniels	4	97	24.3

<u>Turnovers</u>	<u>G</u>	<u>No.</u>	<u>TO/G</u>
Fred Thomas	4	12	3.0
Trivante Bloodman	4	11	2.8
Demetrius Houston	4	9	2.3
Roquez Johnson	4	7	1.8
Travis Daniels	4	6	1.5
Fallou Ndoeye	4	6	1.5

Mississippi State Basketball
Mississippi State Team High/Low Analysis (as of Nov 24, 2014)
All games

Mississippi State - TEAM GAME HIGHS

POINTS	89	MISSISSIPPI VALLEY (11-17-14)
	71	UTAH STATE (11-22-14)
	66	WESTERN CAROLINA (11-14-14)
	59	CLAYTON STATE (11-24-14)
FIELD GOALS MADE	31	MISSISSIPPI VALLEY (11-17-14)
	24	UTAH STATE (11-22-14)
FIELD GOAL ATTEMPTS	52	UTAH STATE (11-22-14)
	52	MISSISSIPPI VALLEY (11-17-14)
FIELD GOAL PERCENTAGE	.596 (31-52)	MISSISSIPPI VALLEY (11-17-14)
	.462 (24-52)	UTAH STATE (11-22-14)
3 PT FIELD GOALS MADE	4	UTAH STATE (11-22-14)
	4	MISSISSIPPI VALLEY (11-17-14)
	4	WESTERN CAROLINA (11-14-14)
3 PT FG ATTEMPTS	15	UTAH STATE (11-22-14)
	15	MISSISSIPPI VALLEY (11-17-14)
3 PT FG PERCENTAGE	.444 (4-9)	WESTERN CAROLINA (11-14-14)
	.267 (4-15)	UTAH STATE (11-22-14)
	.267 (4-15)	MISSISSIPPI VALLEY (11-17-14)
FREE THROWS MADE	28	WESTERN CAROLINA (11-14-14)
	23	MISSISSIPPI VALLEY (11-17-14)
FREE THROW ATTEMPTS	37	WESTERN CAROLINA (11-14-14)
	32	MISSISSIPPI VALLEY (11-17-14)
FREE THROW PERCENTAGE	.778 (21-27)	CLAYTON STATE (11-24-14)
	.757 (28-37)	WESTERN CAROLINA (11-14-14)
REBOUNDS	47	MISSISSIPPI VALLEY (11-17-14)
	43	CLAYTON STATE (11-24-14)
ASSISTS	16	MISSISSIPPI VALLEY (11-17-14)
	12	UTAH STATE (11-22-14)
STEALS	11	CLAYTON STATE (11-24-14)
	7	UTAH STATE (11-22-14)
BLOCKED SHOTS	6	MISSISSIPPI VALLEY (11-17-14)
	5	WESTERN CAROLINA (11-14-14)
TURNOVERS	26	MISSISSIPPI VALLEY (11-17-14)
	16	WESTERN CAROLINA (11-14-14)
FOULS	18	WESTERN CAROLINA (11-14-14)
	17	MISSISSIPPI VALLEY (11-17-14)

Mississippi State Basketball
Mississippi State High/Low Analysis (as of Nov 24, 2014)
All games

Opponent - GAME HIGHS

POINTS	68	MISSISSIPPI VALLEY (11-17-14)
	63	UTAH STATE (11-22-14)
	56	WESTERN CAROLINA (11-14-14)
	46	CLAYTON STATE (11-24-14)
FIELD GOALS MADE	24	MISSISSIPPI VALLEY (11-17-14)
	21	WESTERN CAROLINA (11-14-14)
FIELD GOAL ATTEMPTS	68	MISSISSIPPI VALLEY (11-17-14)
	58	WESTERN CAROLINA (11-14-14)
FIELD GOAL PERCENTAGE	.426 (20-47)	UTAH STATE (11-22-14)
	.362 (21-58)	WESTERN CAROLINA (11-14-14)
3 PT FIELD GOALS MADE	10	UTAH STATE (11-22-14)
	9	WESTERN CAROLINA (11-14-14)
3 PT FG ATTEMPTS	28	MISSISSIPPI VALLEY (11-17-14)
	27	UTAH STATE (11-22-14)
3 PT FG PERCENTAGE	.375 (9-24)	WESTERN CAROLINA (11-14-14)
	.370 (10-27)	UTAH STATE (11-22-14)
FREE THROWS MADE	13	UTAH STATE (11-22-14)
	12	MISSISSIPPI VALLEY (11-17-14)
FREE THROW ATTEMPTS	18	MISSISSIPPI VALLEY (11-17-14)
	17	UTAH STATE (11-22-14)
FREE THROW PERCENTAGE	.765 (13-17)	UTAH STATE (11-22-14)
	.667 (12-18)	MISSISSIPPI VALLEY (11-17-14)
REBOUNDS	30	CLAYTON STATE (11-24-14)
	27	WESTERN CAROLINA (11-14-14)
ASSISTS	12	UTAH STATE (11-22-14)
	12	MISSISSIPPI VALLEY (11-17-14)
	12	WESTERN CAROLINA (11-14-14)
STEALS	16	MISSISSIPPI VALLEY (11-17-14)
	10	WESTERN CAROLINA (11-14-14)
BLOCKED SHOTS	4	UTAH STATE (11-22-14)
	4	WESTERN CAROLINA (11-14-14)
TURNOVERS	16	MISSISSIPPI VALLEY (11-17-14)
	13	UTAH STATE (11-22-14)
FOULS	22	WESTERN CAROLINA (11-14-14)
	21	MISSISSIPPI VALLEY (11-17-14)

Mississippi State Basketball
Mississippi State High/Low Analysis (as of Nov 24, 2014)
All games

Mississippi State - GAME LOWS

POINTS	59	CLAYTON STATE (11-24-14)
	66	WESTERN CAROLINA (11-14-14)
	71	UTAH STATE (11-22-14)
	89	MISSISSIPPI VALLEY (11-17-14)
FIELD GOALS MADE	17	WESTERN CAROLINA (11-14-14)
	19	CLAYTON STATE (11-24-14)
FIELD GOAL ATTEMPTS	37	WESTERN CAROLINA (11-14-14)
	50	CLAYTON STATE (11-24-14)
FIELD GOAL PERCENTAGE	.380 (19-50)	CLAYTON STATE (11-24-14)
	.459 (17-37)	WESTERN CAROLINA (11-14-14)
3 PT FIELD GOALS MADE	0	CLAYTON STATE (11-24-14)
	4	WESTERN CAROLINA (11-14-14)
	4	MISSISSIPPI VALLEY (11-17-14)
	4	UTAH STATE (11-22-14)
3 PT FG ATTEMPTS	7	CLAYTON STATE (11-24-14)
	9	WESTERN CAROLINA (11-14-14)
3 PT FG PERCENTAGE	.000 (0-7)	CLAYTON STATE (11-24-14)
	.267 (4-15)	MISSISSIPPI VALLEY (11-17-14)
	.267 (4-15)	UTAH STATE (11-22-14)
FREE THROWS MADE	19	UTAH STATE (11-22-14)
	21	CLAYTON STATE (11-24-14)
FREE THROW ATTEMPTS	27	UTAH STATE (11-22-14)
	27	CLAYTON STATE (11-24-14)
FREE THROW PERCENTAGE	.704 (19-27)	UTAH STATE (11-22-14)
	.719 (23-32)	MISSISSIPPI VALLEY (11-17-14)
REBOUNDS	38	UTAH STATE (11-22-14)
	39	WESTERN CAROLINA (11-14-14)
ASSISTS	5	CLAYTON STATE (11-24-14)
	7	WESTERN CAROLINA (11-14-14)
STEALS	5	WESTERN CAROLINA (11-14-14)
	6	MISSISSIPPI VALLEY (11-17-14)
BLOCKED SHOTS	2	UTAH STATE (11-22-14)
	4	CLAYTON STATE (11-24-14)
TURNOVERS	11	CLAYTON STATE (11-24-14)
	12	UTAH STATE (11-22-14)
FOULS	15	UTAH STATE (11-22-14)
	16	CLAYTON STATE (11-24-14)

Mississippi State Basketball
Mississippi State High/Low Analysis (as of Nov 24, 2014)
All games

Opponent - GAME LOWS

POINTS	46	CLAYTON STATE (11-24-14)
	56	WESTERN CAROLINA (11-14-14)
	63	UTAH STATE (11-22-14)
	68	MISSISSIPPI VALLEY (11-17-14)
FIELD GOALS MADE	18	CLAYTON STATE (11-24-14)
	20	UTAH STATE (11-22-14)
FIELD GOAL ATTEMPTS	47	UTAH STATE (11-22-14)
	52	CLAYTON STATE (11-24-14)
FIELD GOAL PERCENTAGE	.346 (18-52)	CLAYTON STATE (11-24-14)
	.353 (24-68)	MISSISSIPPI VALLEY (11-17-14)
3 PT FIELD GOALS MADE	4	CLAYTON STATE (11-24-14)
	8	MISSISSIPPI VALLEY (11-17-14)
3 PT FG ATTEMPTS	21	CLAYTON STATE (11-24-14)
	24	WESTERN CAROLINA (11-14-14)
3 PT FG PERCENTAGE	.190 (4-21)	CLAYTON STATE (11-24-14)
	.286 (8-28)	MISSISSIPPI VALLEY (11-17-14)
FREE THROWS MADE	5	WESTERN CAROLINA (11-14-14)
	6	CLAYTON STATE (11-24-14)
FREE THROW ATTEMPTS	10	WESTERN CAROLINA (11-14-14)
	15	CLAYTON STATE (11-24-14)
FREE THROW PERCENTAGE	.400 (6-15)	CLAYTON STATE (11-24-14)
	.500 (5-10)	WESTERN CAROLINA (11-14-14)
REBOUNDS	21	UTAH STATE (11-22-14)
	25	MISSISSIPPI VALLEY (11-17-14)
ASSISTS	5	CLAYTON STATE (11-24-14)
	12	WESTERN CAROLINA (11-14-14)
	12	MISSISSIPPI VALLEY (11-17-14)
	12	UTAH STATE (11-22-14)
STEALS	6	CLAYTON STATE (11-24-14)
	7	UTAH STATE (11-22-14)
BLOCKED SHOTS	0	MISSISSIPPI VALLEY (11-17-14)
	3	CLAYTON STATE (11-24-14)
TURNOVERS	11	WESTERN CAROLINA (11-14-14)
	12	CLAYTON STATE (11-24-14)
FOULS	19	CLAYTON STATE (11-24-14)
	20	UTAH STATE (11-22-14)

Mississippi State Basketball
Mississippi State Player High/Low Analysis (as of Nov 24, 2014)
All games

Mississippi State - INDIVIDUAL GAME HIGHS

Points	20		Roquez Johnson vs Mississippi Valley (11-17-14)
	19		Gavin Ware vs Mississippi Valley (11-17-14)
	17		Fred Thomas vs Mississippi Valley (11-17-14)
	16		Roquez Johnson vs Western Carolina (11-14-14)
	15		Roquez Johnson vs Clayton State (11-24-14)
	15		Roquez Johnson vs Utah State (11-22-14)
	15		Fred Thomas vs Utah State (11-22-14)
	15		Fred Thomas vs Western Carolina (11-14-14)
Field Goals Made	9		Roquez Johnson vs Mississippi Valley (11-17-14)
	9		Gavin Ware vs Mississippi Valley (11-17-14)
Field Goal Att.	13		Roquez Johnson vs Clayton State (11-24-14)
	12		Roquez Johnson vs Utah State (11-22-14)
	12		Fred Thomas vs Utah State (11-22-14)
FG Pct (min 5 made)	.900	(9-10)	Roquez Johnson vs Mississippi Valley (11-17-14)
	.857	(6-7)	Gavin Ware vs Utah State (11-22-14)
3-Point FG Made	3		Fred Thomas vs Mississippi Valley (11-17-14)
	2		Fred Thomas vs Utah State (11-22-14)
	2		Maurice Dunlap vs Western Carolina (11-14-14)
	2		Fred Thomas vs Western Carolina (11-14-14)
3-Point FG Att.	5		Fred Thomas vs Utah State (11-22-14)
	5		Travis Daniels vs Mississippi Valley (11-17-14)
	5		Fred Thomas vs Western Carolina (11-14-14)
3-Pt FG Pct (min 2 made)	.750	(3-4)	Fred Thomas vs Mississippi Valley (11-17-14)
	.500	(2-4)	Maurice Dunlap vs Western Carolina (11-14-14)
Free Throws Made	8		Trivante Bloodman vs Clayton State (11-24-14)
	7		Gavin Ware vs Clayton State (11-24-14)
Free Throw Att.	9		Fred Thomas vs Utah State (11-22-14)
	9		Roquez Johnson vs Western Carolina (11-14-14)
FT Pct (min 3 made)	1.000	(8-8)	Trivante Bloodman vs Clayton State (11-24-14)
	1.000	(6-6)	Trivante Bloodman vs Utah State (11-22-14)
	1.000	(5-5)	Fred Thomas vs Western Carolina (11-14-14)
	1.000	(3-3)	Fallou Ndoeye vs Utah State (11-22-14)
Rebounds	10		Gavin Ware vs Western Carolina (11-14-14)
	8		Roquez Johnson vs Clayton State (11-24-14)
	8		Gavin Ware vs Utah State (11-22-14)
	8		Travis Daniels vs Utah State (11-22-14)
	8		Gavin Ware vs Mississippi Valley (11-17-14)
Assists	7		Trivante Bloodman vs Mississippi Valley (11-17-14)
	6		Trivante Bloodman vs Utah State (11-22-14)
	6		Trivante Bloodman vs Western Carolina (11-14-14)
Steals	5		Fred Thomas vs Clayton State (11-24-14)
	4		Trivante Bloodman vs Mississippi Valley (11-17-14)
Blocked Shots	3		Gavin Ware vs Mississippi Valley (11-17-14)
	3		Gavin Ware vs Western Carolina (11-14-14)
Turnovers	6		Fred Thomas vs Mississippi Valley (11-17-14)
	4		Demetrius Houston vs Utah State (11-22-14)
	4		Trivante Bloodman vs Mississippi Valley (11-17-14)
Fouls	4		Trivante Bloodman vs Utah State (11-22-14)
	3		Fred Thomas vs Clayton State (11-24-14)
	3		Demetrius Houston vs Clayton State (11-24-14)
	3		Gavin Ware vs Utah State (11-22-14)
	3		Oliver Black vs Mississippi Valley (11-17-14)
	3		Roquez Johnson vs Mississippi Valley (11-17-14)

	3	Trivante Bloodman vs Mississippi Valley (11-17-14)
	3	Demetrius Houston vs Western Carolina (11-14-14)
	3	Roquez Johnson vs Western Carolina (11-14-14)
	3	Gavin Ware vs Western Carolina (11-14-14)
	3	Maurice Dunlap vs Western Carolina (11-14-14)
Minutes	35	Roquez Johnson vs Utah State (11-22-14)

Mississippi State Basketball
Mississippi State Opponent High/Low Analysis (as of Nov 24, 2014)
All games

OPPONENT INDIVIDUAL GAME HIGHS

Points	20	James Sinclair vs Western Carolina (11-14-14)
	18	Jordan Washington vs Mississippi Valley (11-17-14)
	17	Tyler Corley vs Mississippi Valley (11-17-14)
	14	Kelsey Terry vs Clayton State (11-24-14)
	14	SMITH, Chris vs Utah State (11-22-14)
	14	PERKINS, Darius vs Utah State (11-22-14)
	14	Rhett Harrelson vs Western Carolina (11-14-14)
Field Goals Made	7	Jordan Washington vs Mississippi Valley (11-17-14)
	7	James Sinclair vs Western Carolina (11-14-14)
Field Goal Att.	18	Tyler Corley vs Mississippi Valley (11-17-14)
	15	Kelsey Terry vs Clayton State (11-24-14)
	15	Mike Brown vs Western Carolina (11-14-14)
FG Pct (min 5 made)	.625 (5-8)	JC Bonny vs Clayton State (11-24-14)
	.500 (7-14)	Jordan Washington vs Mississippi Valley (11-17-14)
	.500 (7-14)	James Sinclair vs Western Carolina (11-14-14)
	.500 (5-10)	MOORE, Jalen vs Utah State (11-22-14)
3-Point FG Made	4	PERKINS, Darius vs Utah State (11-22-14)
	3	SMITH, Chris vs Utah State (11-22-14)
	3	Jordan Washington vs Mississippi Valley (11-17-14)
	3	James Sinclair vs Western Carolina (11-14-14)
	3	Rhett Harrelson vs Western Carolina (11-14-14)
3-Point FG Att.	11	PERKINS, Darius vs Utah State (11-22-14)
	9	Rhett Harrelson vs Western Carolina (11-14-14)
3-Pt FG Pct (min 2 made)	.667 (2-3)	McGLASTON, Jojo vs Utah State (11-22-14)
	.500 (3-6)	SMITH, Chris vs Utah State (11-22-14)
	.500 (3-6)	James Sinclair vs Western Carolina (11-14-14)
	.500 (2-4)	DeAngelo Priar vs Mississippi Valley (11-17-14)
Free Throws Made	5	SMITH, Chris vs Utah State (11-22-14)
	5	Tyler Corley vs Mississippi Valley (11-17-14)
Free Throw Att.	8	JC Bonny vs Clayton State (11-24-14)
	7	Kelsey Terry vs Clayton State (11-24-14)
FT Pct (min 3 made)	.833 (5-6)	SMITH, Chris vs Utah State (11-22-14)
	.833 (5-6)	Tyler Corley vs Mississippi Valley (11-17-14)
Rebounds	6	Kendall Joseph vs Clayton State (11-24-14)
	5	Gideon Oji vs Clayton State (11-24-14)
	5	Kelsey Terry vs Clayton State (11-24-14)
	5	Vacha Vaughn vs Mississippi Valley (11-17-14)
	5	Kenneth Hall vs Western Carolina (11-14-14)
	5	Justin Browning vs Western Carolina (11-14-14)
Assists	3	COLLETTE, David vs Utah State (11-22-14)
	3	Jeffrey Simmons vs Mississippi Valley (11-17-14)
	3	Mike Brown vs Western Carolina (11-14-14)
	3	Rhett Harrelson vs Western Carolina (11-14-14)
Steals	5	Charles Bargman vs Mississippi Valley (11-17-14)
	4	Justin Browning vs Western Carolina (11-14-14)
Blocked Shots	2	Gideon Oji vs Clayton State (11-24-14)
	2	COLLETTE, David vs Utah State (11-22-14)
	2	Justin Browning vs Western Carolina (11-14-14)
Turnovers	5	PERKINS, Darius vs Utah State (11-22-14)
	5	DeAngelo Priar vs Mississippi Valley (11-17-14)
Fouls	5	Gideon Oji vs Clayton State (11-24-14)
	5	Vacha Vaughn vs Mississippi Valley (11-17-14)
	5	Justin Browning vs Western Carolina (11-14-14)

5	Torrion Brummitt vs Western Carolina (11-14-14)
5	Kenneth Hall vs Western Carolina (11-14-14)