



Mississippi State Bulldogs (2-3) vs. UT Martin Skyhawks (2-4)

Basketball Media Relations

55 Coliseum Boulevard, Mississippi State, MS 39762

GREGG ELLIS, Primary Contact

(W) 662.325.3595 | (C) 662.322.0145 | gellis@athletics.msstate.edu

Twitter: @msusportsgregg & @HailStateMBK | www.hailstate.com

HUNTER RICHARDSON, Secondary Contact

(W) 662.325.6259 | (C) 901.490.4175 | hrichardson@athletics.msstate.edu

Twitter: @huntermich18

10 NCAA Appearances | 1 Final Four | 6 SEC Championships | 3 SEC Tournament Titles | 18 Postseason Appearances

Series Information

Series: 7-1, MSU

Home: 6-1, MSU

Away: N/A

Neutral: 1-0, MSU

Last Meeting: 76-50, MSU (11-25-11)

Mississippi State Coach: Ben Howland

MSU Record: 2-3, 1st year

Career Record: 403-209, 20th year

vs. Missouri State: Never met

UT Martin Coach: Heath Schroyer

UT Martin Record: 23-17, 2nd year

Career Record: 107-132, 9th year



Game Information

When: Saturday, November 28, 2015

Time: Noon CT

Location: Starkville, Miss.

Arena: Humphrey Coliseum

TV: SEC Network+

PxP: Bart Gregory

Analyst: Matt Wyatt

MSU Radio Network:

PxP: Jim Ellis

Analyst: Richard Williams

Sirius/XM: 132/203

2015-16 MSU Schedule/Results

NOVEMBER

| | | |
|----|---------------------------|-----------|
| 13 | EASTERN WASHINGTON (SECN) | W, 106-88 |
| 16 | SOUTHERN (SEC+) | L, 76-72 |

PUERTO RICO TIPOFF

| | | |
|----|----------------------------|-----------|
| 19 | vs. Miami (ESPN2) | L, 105-79 |
| 20 | vs. Texas Tech (espn) | L, 74-72 |
| 22 | vs. Missouri State (ESPN3) | W, 84-70 |
| 28 | TENNESSEE MARTIN | Noon |

DECEMBER

| | | |
|----|-------------------------------|--------|
| 2 | TEXAS SOUTHERN (SECN) | 7 p.m. |
| 12 | at Missouri-Kansas City (ASN) | 4 p.m. |
| 16 | at Florida State (ESPN2) | 8 p.m. |
| 19 | TULANE (SECN) | 3 p.m. |
| 23 | Northern Colorado (SECN) ^ | 7 p.m. |
| 31 | NORTH CAROLINA CENTRAL (SEC+) | 1 p.m. |

JANUARY

| | | |
|----|--------------------------|-----------|
| 6 | TEXAS A&M (SECN) | 7:30 p.m. |
| 9 | at Arkansas (SECN) | 2:30 p.m. |
| 12 | at Kentucky (ESPN/SECN) | 6 p.m. |
| 16 | TENNESSEE (SECN) | 2:30 p.m. |
| 19 | at Florida (ESPNU) | 6 p.m. |
| 23 | OLE MISS (SECN) | 1 p.m. |
| 26 | at South Carolina (SECN) | 6 p.m. |
| 30 | at Missouri (SECN) | 7:30 p.m. |

FEBRUARY

| | | |
|----|-----------------------|-----------|
| 2 | ALABAMA (SECN) | 8 p.m. |
| 6 | at LSU (ESPN2) | 5 p.m. |
| 9 | ARKANSAS (SECN) | 8 p.m. |
| 13 | GEORGIA (SECN) | 7 p.m. |
| 16 | VANDERBILT (SECN) | 8 p.m. |
| 20 | at Alabama (SECN) | 1:30 p.m. |
| 24 | at Texas A&M (ESPN2) | 6 p.m. |
| 27 | South Carolina (SECN) | 1:30 p.m. |

MARCH

| | | |
|---|--------------------|-----------|
| 2 | at Ole Miss (SECN) | 6 p.m. |
| 5 | AUBURN (SECN) | 1:30 p.m. |

2015 SEC Tournament

| | | |
|------|-------|-----|
| 9-13 | TBA + | TBA |
|------|-------|-----|

^ - Jackson, Miss (Mississippi Coliseum)

+ - Nashville (Bridgestone Arena)

WHAT TO NOTE AS MSU PLAYS UT MARTIN . . .

- Against Missouri State on Sunday in Puerto Rico, senior forward **Gavin Ware** became the 35th player in MSU history to score 1,000-career points.
- The game against the Bears also marked the first time in five outings the Bulldogs led at halftime.
- MSU limited Missouri State to 72 points, the fewest it has allowed this season.
- The Bulldogs are currently 36-4 against the 12 teams that comprise the Ohio Valley Conference, playing all but Eastern Illinois. The last meeting against an OVC foe was in 2011-12 against UT Martin. MSU also played Eastern Kentucky that same season. The Bulldogs won both games.
- MSU is looking to avoid a 2-4 start for the first time since 2013.
- Through five games, MSU is second in the SEC in field goal percentage at .500 (156-312).
- **Gavin Ware** is currently fourth in the SEC in scoring (19.8) and 16th in rebounding (6.8). He's also second in field goal percentage at .698 (44-63). His 12 made field goals against Missouri State were the most by any player in the SEC this year.
- **I.J. Ready** is currently third in the SEC in assists with his 5.8 clip. His 11 against Missouri State are tied for the most in the SEC with Arkansas' Jabril Durham.
- **I.J. Ready** also posted his first-career double-double against MSU with 13 points and 11 assists.
- After averaging 8.7 assists a year ago, the Bulldogs are averaging 14.8 this year.
- **Ben Howland** has signed six players in what is considered MSU's best recruiting class ever. In the rankings, they are fourth by Rivals, fifth by Scout and sixth by ESPN and 247 Sports. Three signees rank in ESPN's Top 100 — Mario Kegler (32), Schnider Herard (62) and Abdul Ado (68).
- Both **Aric Holman** (knee) and **Joe Strugg** (foot) have missed the first five games due to injuries.

MSU BY THE NUMBERS

2 — MSU is 2-0 this year when a player posts a double-double — Gavin Ware and I.J. Ready.

688 — Gavin Ware's 688 rebounds are the most by any active SEC player.

1,152 — Craig Sword's 1,152 points are the most by any active SEC player.

MISSISSIPPI STATE PROJECTED STARTING 5

| G . 6-3 . 190 . Fr | G . 5-11 . 170 . Jr | F . 6-9 . 260 . Sr | F . 6-7 . 225 . Sr | G . 6-3 . 197 . Sr |
|--|---|---|--|---|
| 14 Malik Newman | 15 I.J. Ready | 20 Gavin Ware | 23 Travis Daniels | 32 Craig Sword |
|  |  |  |  |  |
| Pts.: 13.0 Rbs.: 2.8 Assts.: 2.3 Stl.: 0.3 | Pts.: 13.4 Rbs.: 3.0 Assts.: 5.8 Stl.: 1.4 | Pts.: 19.8 Rbs.: 6.8 Blk.: 1.2 Stl.: 0.6 | Pts.: 9.0 Rbs.: 5.4 Assts.: 1.6 Blk.: 0.8 | Pts.: 12.6 Rbs.: 2.8 Assts.: 2.2 Stl.: 1.0 |

2015-16 BULLDOG BASKETBALL

WWW.HAILSTATE.COM | @HAILSTATEMBK

2015-16 MISSISSIPPI STATE NUMERICAL ROSTER

| No. | Name | Pos. | Ht. | Wt. | Yr. | Exp. | Hometown |
|-----|-------------------------|------|------|-----|-----|------|--|
| 1 | Fred Thomas | G | 6-5 | 210 | Sr. | 3L | Jackson, MS (Jim Hill HS) |
| 2 | Demetrius Houston | G | 6-7 | 201 | So. | 1L | Montgomery, AL (G.W. Carver HS) |
| 4 | Johnny Zuppardo | F | 6-8 | 226 | Sr. | JC | Bay St. Louis, MS (Jones Junior College) |
| 5 | Joe Strugg | F | 6-9 | 192 | Fr. | HS | Montgomery, AL (G.W. Carver HS) |
| 10 | Carter Holmes | G | 6-0 | 185 | So. | HS | Jackson, MS (Jackson Academy) |
| 11 | Quinnndary Weatherspoon | G | 6-4 | 202 | Fr. | HS | Canton, MS (Velma Jackson HS) |
| 13 | Xavian Stapleton | G | 6-7 | 203 | So. | TR | Flora, MS (Louisiana Tech) |
| 14 | Malik Newman | G | 6-3 | 190 | Fr. | HS | Jackson, MS (Callaway HS) |
| 15 | I.J. Ready | G | 5-11 | 170 | Jr. | 2L | North Little Rock, AR (Parkview HS) |
| 20 | Gavin Ware | F | 6-9 | 260 | Sr. | 3L | Starkville, MS (Starkville HS) |
| 21 | Reggie Patterson | G | 6-4 | 168 | Jr. | JC | Baldwyn, MS (Baldwyn HS) |
| 22 | Fallou Ndoeye | F | 6-10 | 242 | So. | 1L | Taif, Senegal (Findlay Prep) |
| 23 | Travis Daniels | G | 6-7 | 225 | Sr. | 1L | Tuscaloosa, AL (Shelton State CC) |
| 24 | Jett Jobe | G | 6-4 | 181 | Fr. | HS | Tuttle, OK (Tuttle HS) |
| 32 | Craig Sword | G | 6-3 | 197 | Sr. | 3L | Montgomery, AL (G.W. Carver HS) |
| 35 | Aric Holman | F | 6-10 | 212 | Fr. | HS | Owensboro, KY (Owensboro HS) |

Head Coach: Ben Howland (Weber State, 1979; 1st year)
Assistant Coaches: George Brooks (Mississippi State, 1997; 6th year)
 Korey McCray (Mercer, 2001; 1st year)
 Ernie Zeigler (Cleary College, 1994; 1st year)
Director of Basketball Operations: Jason Ludwig
Director of Basketball Performance: David Deets
Graduate Assistant Coaches: Donovan Castro
 Jalen Courtney
VIDEO: Michael Moynihan
TRAINER: Ryan Dotson

Pronunciation Guide

FALLOU NDOYE: FA-LOU NOY
 ARIC HOLEMAN: ERIC
 DEMETRIUS HOUSTON: DA-ME-TREE-US
 MALIK NEWMAN: MA-LEAK
 QUINNNDARY WEATHERSPOON: QUINN-DARE-EE
 JOHNNY ZUPPARDO: ZOO-PAR-DOUGH

GENERAL INFORMATION

Location: Starkville, MS
 Founded: February 28, 1878
 Enrollment: 20,873
 Conference: SEC
 Nickname: Bulldogs
 Colors: Maroon & White
 Arena: Humphrey Coliseum (10,500)
 President: Dr. Mark E. Keenum
 Athletics Director: Scott Stricklin
 Web Site: www.hailstate.com
 Twitter: @HailStateMBK

BASKETBALL HISTORY

First Year of Basketball: 1908-09
 All-Time Record: 1,349-1,145/103 years
 All-Time SEC Record: 564-738
 Total Number of Head Coaches: 20
 Humphrey Coliseum Record: 409-167
 20-Win Seasons: 17
 NCAA Tournament Appearances: 10 (11-10)
 NCAA Tournament Final Fours: 1 (1996)
 NIT Appearances: 8 (7-8)
 NIT Final Fours: 1 (2007)
 SEC Championships: 6
 (2004, 1991, 1963, 1962, 1961, 1959)
 SEC Tournament Championships: 3
 (2009, 2002 and 1996)
 SEC Tournament Record: 28-50
 SEC Western Division Titles: 7
 (2010, 2008, 2007, 2004, 2003, 1996, 1995)

TEAM INFORMATION

2014-15 Overall Record 13-19
 2014-15 SEC Record 6-12, T11th
 National Ranking: n/a
 Starters Returning/Lost: 5/0
 Letterwinners Returning/Lost: 7/4
 Newcomers: 9
 Roster (Sr./Jr/So./Fr.): (5/2/4/5)

MEDIA INFORMATION

Credentials

■Media members may obtain both season credentials and game-by-game passes by contacting Gregg Ellis at 662.325.3595.

SEC Teleconference

■The SEC's weekly teleconference is every Monday and will be coordinated through the SEC media relations office. To participate, contact Craig Pinkerton of the SEC at 205-458-3038. Ben Howland is scheduled for 11:17 a.m. CT.



Media On Twitter

Michael Bonner, Clarion Ledger
 @MikeBBonner
 David Brandt, Associated Press
 @davidbrandtAP
 Bob Carskadon, HailState Beat
 @bobcarskadon
 Joel Coleman, Starkville Daily News
 @JoelTColeman
 Robbie Faulk, 24/7 Sports
 @robbiefaulk247
 Paul Jones, 24/7 Sports
 @PJ247Sports
 Logan Lowery, Daily Journal
 @loganlowery
 David Murray, Dawgs' Bite
 @DawgsBiteMag
 Danny P. Smith, Starkville Daily News
 @sdndannyp
 Gene Swindoll, Gene's Page
 @GeneSwindoll
 Ben Wait, Commercial Dispatch
 @bcwait

MISSISSIPPI STATE TV/RADIO ROSTER



1 Fred Thomas
SR | G | 6-5 | 210
Jackson, MS



2 Demetrius Houston
SO | F | 6-7 | 201
Montgomery, AL



4 Johnny Zuppardo
SR | F | 6-8 | 226
Bay St. Louis, MS



5 Joe Strugg
FR | F | 6-9 | 192
Montgomery, AL



10 Carter Holmes
SO | F | 6-0 | 185
Jackson, MS



11 Quindary Weatherspoon
FR | G | 6-4 | 202
Canton, MS



13 Xavian Stapleton
SO | G | 6-7 | 203
Flora, MS



14 Malik Newman
FR | G | 6-3 | 190
Jackson, MS



15 I.J. Ready
JR | G | 5-11 | 170
North Little Rock, AR



20 Gavin Ware
SR | F | 6-9 | 260
Starkville, MS



21 Reggie Patterson
JR | G | 6-4 | 168
Baldwyn, MS



22 Fallou Ndoye
SO | F | 6-10 | 242
Taif, Senegal



23 Travis Daniels
SR | G | 6-7 | 225
Tuscaloosa, AL



24 Jett Jobe
FR | G | 6-4 | 181
Tuttle, OK



32 Craig Sword
SR | G | 6-3 | 197
Montgomery, AL



35 Aric Holman
FR | F | 6-10 | 212
Owensboro, KY



Ben Howland
Head Coach
1st Year



George Brooks
Assistant Coach
6th Year



Korey McCray
Assistant Coach
1st Year



Ernie Zeigler
Assistant Coach
1st Year

TALE OF THE TAPE

| 2015-16 STATS | PPG | FG% | 3FG% | FT% | RB | RBM | A | T | S | B | TM |
|-------------------------|------|------|------|------|------|------|------|------|-----|-----|------|
| Mississippi State (2-3) | 82.6 | 50.0 | 33.0 | 70.8 | 35.2 | +1.4 | 14.2 | 13.8 | 4.2 | 4.6 | -3.0 |
| UT Martin (2-4) | 70.8 | 44.3 | 35.6 | 63.6 | 34.7 | +3.5 | 10.0 | 12.8 | 4.7 | 1.2 | -0.8 |

| Leaders | Scoring | Rebounds | Assists | Steals | Blocks |
|-----------|----------------|-------------|-------------|--------------|-------------|
| MSU | Ware, 19.8 | Ware, 6.8 | Ready, 5.8 | Ready, 1.4 | Sword, 1.4 |
| UT Martin | Anderson, 13.8 | Howard, 6.0 | Howard, 2.3 | Edwards, 1.5 | Taylor, 0.5 |

Last Time Out For UT Martin

- ✓ Defeated Harris-Stowe, 83-57.
- ✓ Myles Taylor had 21 points, while Alex Anderson poured in 13.
- ✓ UTM forced 17 turnovers and had 12.
- ✓ UTM won the battle of the boards, 46-25.
- ✓ Myles Taylor had a game-high 10 rebounds to give him the double-double.
- ✓ The Skyhawks were 31-65 shooting and 8-22 beyond the arc, while Harris-Stowe was 23-55, 8-19.

Last Time Out For Mississippi State

- ✓ MSU snapped a three-game losing streak with an 84-70 win vs. Missouri State.
- ✓ Gavin Ware had 25 points, while Malik Newman totaed 14.
- ✓ MSU forced 14 turnovers and had 10.
- ✓ MSU lost the battle of the boards, 33-28.
- ✓ I.J. Ready recorded his first-career double-double with 13 points and 11 assists.
- ✓ MSU was 35-59 shooting and 5-18 beyond the arc, while Missouri St. was 24-56, 5-17.

Series Notes

- ✓ MSU leads, 7-1, and has won the last six.
- ✓ The Bulldogs' average margin of victory has been 21.9.
- ✓ The Skyhawks' lone win in the series came in 1982, 65-41 in Starkville.
- ✓ The Skyhawks' lone win in the series came in 1982, 65-41 in Starkville.
- ✓ Outside of Starkville, the only other place this game has been played is Tupelo (1998). MSU won, 80-60.

A LOOK AT THE SEC

2015-16 SEC Standings

| | SEC | Overall |
|-------------------|----------|-----------|
| Kentucky | 0-0 .000 | 6-0 1.000 |
| South Carolina | 0-0 .000 | 6-0 1.000 |
| Texas A&M | 0-0 .000 | 6-1 .857 |
| Vanderbilt | 0-0 .000 | 5-1 .833 |
| Florida | 0-0 .000 | 5-1 .833 |
| Auburn | 0-0 .000 | 3-1 .750 |
| Georgia | 0-0 .000 | 2-1 .667 |
| Ole Miss | 0-0 .000 | 4-2 .667 |
| Tennessee | 0-0 .000 | 4-2 .667 |
| Alabama | 0-0 .000 | 3-2 .600 |
| LSU | 0-0 .000 | 3-2 .600 |
| Mississippi State | 0-0 .000 | 2-3 .400 |
| Arkansas | 0-0 .000 | 2-3 .400 |
| Missouri | 0-0 .000 | 2-3 .400 |

As of November 28, 2015

Recent Scores

| |
|-------------------------------------|
| November 25 |
| Florida 86, Vermont 62 |
| Georgia 49, High Point 46 |
| Ole Miss 68, Georgia State 59 |
| Texas A&M 84, Texas 73 |
| Kansas 70, Vanderbilt 63 |
| November 26 (Thursday) |
| Texas A&M 62, Gonzaga 61 |
| Xavier 64, Alabama 45 |
| Georgia Tech 83, Arkansas 73 |
| November 27 (Friday) |
| South Carolina 92, Lipscomb 76 |
| Kentucky 84, South Florida 63 |
| Florida 70, FGCU 50 |
| Auburn 119, Northwestern State 81 |
| Georgia Washington 73, Tennessee 70 |
| Alabama 64, Wichita State 60 |
| Stanford 69, Arkansas 66 |
| Syracuse 74, Texas A&M 67 |

Upcoming Games

| |
|--|
| November 28 (Saturday) |
| Tennessee vs. Nebraska, 11 a.m. |
| UT Martin at Mississippi State, noon |
| Ole Miss at Bradley, 1 p.m. |
| Georgia at Seton Hall, 6:30 p.m. |
| November 29 (Sunday) |
| Alabama vs. Notre Dame, 6 p.m. |
| November 30 (Monday) |
| Illinois State at Kentucky, 6 p.m. |
| Western Carolina at South Carolina, 6 p.m. |
| LSU at College of Charleston, 6 p.m. |
| December 1 (Tuesday) |
| Richmond at Florida, 6 p.m. |
| Oakland at Georgia, 6 p.m. |
| Northwestern State at Arkansas, 7 p.m. |
| Arkansas State at Missouri, 8 p.m. |
| LSU at College of Charleston, 6 p.m. |

Next 5 For MSU . . .

| December 2 | December 12 | December 16 | December 19 | December 23 |
|---|---|---|--|---|
| Who: Texas Southern Where: Starkville, MS Time: 7 p.m. TV: SEC Network | Who: Missouri-Kansas City Where: Kansas City, Mo. Time: 4 p.m. TV: ASN | Who: Florida State Where: Tallahassee, Fla. Time: 8 p.m. TV: ESPN2 | Who: Tulane Where: Starkville, Miss. Time: 3 p.m. TV: SEC Network | Who: Northern Colorado Where: Jackson, MS Time: 7 p.m. TV: SEC Network |

Humphrey Coliseum History

First Game:..... Dec. 1, 1975; MSU 85, Indiana St. 82
Overall Record:..... 409-167 (.710)
Non-Conference Record:..... 202-35 (.852)
SEC Record:..... 207-132 (.611)

Humphrey Coliseum Yearly Records

| Year | Attn. | Avg. | Record (SEC) |
|---------|---------|-------|--------------|
| 1975-76 | 70,081 | 5,006 | 0-4 (5-4) |
| 1976-77 | 76,232 | 5,082 | 11-4 (5-4) |
| 1977-78 | 72,025 | 5,540 | 11-2 (8-1) |
| 1978-79 | 99,906 | 7,136 | 11-3 (7-2) |
| 1979-80 | 67,209 | 6,721 | 6-4 (5-4) |
| 1980-81 | 48,214 | 4,018 | 6-6 (3-6) |
| 1981-82 | 56,414 | 4,030 | 7-7 (3-6) |
| 1982-83 | 68,416 | 5,263 | 11-2 (7-2) |
| 1983-84 | 61,508 | 4,393 | 6-8 (3-6) |
| 1984-85 | 89,370 | 6,384 | 11-3 (7-2) |
| 1985-86 | 43,927 | 3,379 | 4-9 (3-6) |
| 1986-87 | 40,715 | 2,908 | 7-7 (3-6) |
| 1987-88 | 54,074 | 4,160 | 9-4 (5-4) |
| 1988-89 | 74,344 | 5,719 | 9-4 (5-4) |
| 1989-90 | 74,623 | 5,740 | 9-4 (5-4) |
| 1990-91 | 102,072 | 7,852 | 12-1 (8-1) |
| 1991-92 | 72,142 | 5,549 | 8-5 (4-4) |
| 1992-93 | 61,172 | 4,706 | 10-3 (5-3) |
| 1993-94 | 88,687 | 6,335 | 10-4 (5-3) |
| 1994-95 | 80,681 | 6,723 | 11-1 (7-1) |
| 1995-96 | 97,996 | 7,538 | 10-3 (6-2) |
| 1996-97 | 74,275 | 5,305 | 10-4 (5-3) |
| 1997-98 | 77,954 | 5,996 | 7-6 (2-6) |
| 1998-99 | 70,257 | 5,018 | 12-2 (6-2) |
| 1999-00 | 61,764 | 4,412 | 10-4 (4-4) |
| 2000-01 | 77,654 | 4,568 | 13-4 (6-2) |
| 2001-02 | 79,642 | 5,689 | 13-1 (7-1) |
| 2002-03 | 98,312 | 7,022 | 12-2 (7-1) |
| 2003-04 | 111,940 | 7,996 | 12-2 (6-2) |
| 2004-05 | 103,031 | 7,925 | 11-2 (6-2) |
| 2005-06 | 90,875 | 5,680 | 11-5 (5-3) |
| 2006-07 | 123,736 | 6,512 | 16-3 (6-2) |
| 2007-08 | 106,672 | 7,111 | 12-3 (7-1) |
| 2008-09 | 157,111 | 8,728 | 13-5 (5-3) |
| 2009-10 | 116,919 | 6,878 | 13-4 (6-2) |
| 2010-11 | 97,069 | 5,710 | 12-5 (5-3) |
| 2011-12 | 152,363 | 8,019 | 15-4 (6-2) |
| 2012-13 | 94,092 | 6,721 | 7-7 (3-6) |
| 2013-14 | 123,743 | 6,875 | 11-7 (3-6) |
| 2014-15 | 106,946 | 6,291 | 9-8 (3-6) |
| 2015-16 | 15,826 | 7,913 | 1-1 |

vs. SEC Opponents

| Opponent | GP | W | L | PCT. | Str. |
|-------------|----|----|----|------|------|
| Alabama | 39 | 22 | 17 | .564 | L2 |
| Arkansas | 23 | 17 | 6 | .739 | L2 |
| Auburn | 39 | 27 | 12 | .692 | W5 |
| Florida | 28 | 14 | 14 | .500 | L2 |
| Georgia | 29 | 18 | 11 | .621 | L3 |
| Kentucky | 29 | 9 | 20 | .310 | L4 |
| LSU | 29 | 24 | 15 | .615 | W1 |
| Missouri | 3 | 2 | 1 | .667 | W1 |
| Ole Miss | 40 | 32 | 8 | .800 | L1 |
| S. Carolina | 12 | 9 | 3 | .750 | L1 |
| Tennessee | 29 | 14 | 15 | .483 | L2 |
| Texas A&M | 2 | 1 | 1 | .500 | W1 |
| Vanderbilt | 28 | 19 | 9 | .669 | W1 |

MSU KNOWS HOW TO WIN GAMES AT 'THE HUMP'

Over the course of the last decade, Mississippi State's Humphrey Coliseum has become a difficult venue for opposing teams. Last year, MSU was 9-8, including a 6-2 mark against non-conference foes. This year, the MSU is 1-1.

The Bulldogs have compiled a 41-season composite record of 409-167 (.710) at "The Hump" since Mississippi State's basketball facility opened prior to the 1975-76 campaign.

TRACKING MSU'S HOME SUCCESS UNDER BEN HOWLAND

| Season | Overall | | SEC | | Non-SEC | |
|---------------|------------|-------------|--------|-------|------------|-------------|
| | Record | Win % | Record | Win % | Record | Win % |
| 2015-16 | 1-1 | .500 | | | 1-1 | .500 |
| Totals | 1-1 | .500 | | | 1-1 | .500 |

A LOOK AT THE HISTORY OF HUMPHREY COLISEUM**LARGEST CROWDS
AT THE HUMP**

| Crowd | Opponent | Date |
|--------|----------|---------|
| 10,788 | Kentucky | 2-16-10 |
| 10,735 | Ole Miss | 2-7-04 |
| 10,645 | Ole Miss | 2-23-02 |
| 10,541 | Florida | 1-7-03 |
| 10,458 | Auburn | 3-2-04 |
| 10,437 | Alabama | 2-21-04 |
| 10,432 | Alabama | 3-5-05 |
| 10,432 | Kentucky | 1-13-04 |
| 10,429 | Ole Miss | 2-15-03 |
| 10,421 | Ole Miss | 1-26-08 |
| 10,412 | Ole Miss | 1-13-09 |
| 10,364 | Ole Miss | 2-9-12 |
| 10,338 | Florida | 1-24-07 |
| 10,315 | Kentucky | 1-9-96 |

**INDIVIDUAL MSU
RECORDS AT THE HUMP**

Most Points Scored
40, Rickey Brown (Auburn, 3-7-77)

Most Rebounds
24, Wiley Peck (Alabama, 1-27-79)

Most Assists
15, Al Perry (Vanderbilt, 1-29-77)

**TEAM MSU
RECORDS AT THE HUMP**

Most Points Scored
123, Troy State (12-5-95)

Most Rebounds
75, Mississippi Valley St. (11-21-00)

Most Consecutive Wins
14, 1-22-03 to 1-10-04

A CLOSER LOOK AT MSU

PRESEASON ALL-SEC & POLL

■ In the preseason polls voted on by the media, freshman Malik Newman was tabbed second-team All-SEC. Last March, senior guard Craig Sword earned second-team honors but didn't make the preseason list this year.

As a team, the Bulldogs were picked to finish 8th under first-year coach Ben Howland after concluding the 2015 campaign tied for 11th.

Last week, the coaches poll was released and both Sword and Newman were named second-team All-SEC.

Preseason Poll

1. Kentucky
2. Vanderbilt
3. Texas A&M
4. LSU
5. Georgia
6. Florida
7. South Carolina
8. Mississippi State
9. Ole Miss
10. Auburn
11. Arkansas
12. Tennessee
13. Alabama
14. Missouri

WARE TABBES SEC POW

■ After scoring a career-high 26 points and grabbing 13 rebounds in the season opener against Eastern Washington, senior forward Gavin Ware was named the first SEC Player of the Week this season.

WARE MAKING REBOUNTING MOVES

■ Senior forward Gavin Ware currently has 688 rebounds, the 13th most in school and 25 shy of tying Jerry Graves for the 10th most in school history.

It's the second league honor for Ware, who was named SEC Freshman of the Week on Dec. 24, 2013.

He was also the first Bulldog to earn POW honors since Craig Sword on Dec. 2, 2014.

Rebounding Chart

- | | |
|----------------------|-------|
| 1. Bailey Howell | 1,277 |
| 2. Jarvis Varnado | 1,096 |
| 3. Rickey Brown | 1,092 |
| 10. Jerry Graves | 713 |
| 11. Leland Mitchell | 705 |
| 12. Charles Rhodes | 691 |
| 13. Gavin Ware | 685 |
| T14. Jamont Gordon | 677 |
| T14. Tang Hamilton | 677 |
| 16. Charles Hull | 661 |
| 17. Lawrence Roberts | 654 |

SWORD STEALING RECORD

■ Senior guard Craig Sword currently has 149 career steals, which ranks 7th all-time in MSU history. Ray White (1976-79) owns the record with 217.

Steals Chart

- | | |
|----------------------|-----|
| 1. Ray White | 217 |
| 2. Derrick Zimmerman | 205 |
| 3. Dee Bost | 193 |
| 4. Chuck Evans | 165 |
| 5. Barry Stewart | 162 |
| 6. Timmy Bowers | 161 |
| 7. Tony Watts | 154 |
| 8. Craig Sword | 149 |
| 9. Winsome Frazier | 147 |
| 10. Darryl Wilson | 140 |

SWORD CLIMBING SCORING CHARTS

■ Last year, Craig Sword became the 34th player in school history to score 1,000 points for career.

He currently ranks 26th all-time with 1,152. He needs just 16 more points to tie Marckell Patterson for the 26th most in MSU history.

Here's a closer look at Mississippi State's scoring history . . .

Scoring Leaders

- | | |
|------------------------|-------|
| 1. Jeff Malone | 2,142 |
| 2. Bailey Howell | 2,030 |
| 3. Jim Ashmore | 1,918 |
| 4. Rickey Brown | 1,838 |
| 5. Ray White | 1,652 |
| 10. Jerry Jenkins | 1,503 |
| 20. Jerry Graves | 1,245 |
| 25. Marckell Patterson | 1,168 |
| 26. Craig Sword | 1,152 |
| 27. Gary Hooker | 1,144 |
| 28. Wiley Peck | 1,136 |
| 29. Greg Carter | 1,123 |
| 30. Tyrone Washington | 1,119 |
| 31. W.D. "Red" Stroud | 1,116 |
| 32. Larry Fry | 1,079 |
| 33. Lawrence Roberts | 1,048 |
| 34. Greg Lockhart | 1,042 |

BULLDOGS SIGN 6

■ Mississippi State took advantage of the early signing period on Nov. 11 and signed six players — one 5-star and five 4-stars — to give MSU one of its best classes in school history.

5-star standout Mario Kegler, a Mississippi native and former Callaway teammate with Malik Newman, is in his final year at Oak Hill Academy in Virginia. He is joined by heralded 4-stars Abdul Ado (Chattanooga, Tenn.), Tyson Carter (Starkville, Miss.), Lamar Peters (New Orleans), Eli Wright (Owensboro, Ky.) and Schnider Herard (Plano, Texas).

WARE JOINS 1,000-POINT CLUB

■ Currently, only four players in Mississippi State history have totaled 900 rebounds and 1,000 points.

However, senior forward Gavin Ware is on pace to join that group.

The four players who have achieved that feat are hall of famer Bailey Howell (2,030 pts, 1,277 rbs), Jarvis Varnado (1,403 pts, 1,096 rbs), Rickey Brown (1,838 pts, 1,092 rbs) and Wiley Peck (1,136 pts, 964 rbs).

Ware now has 1,000 points and 688 rebounds.

COACHING DEBUTS

■ Since 1948, Mississippi State has had 10 head coaches. Of the group, only five have had winning seasons in their first year at the helm.

And of that group, only one had 20 wins, and that was Rick Stansbury in 1999 when the Bulldogs posted a 20-13 ledger en route to advancing to the NIT, where they lost to Colorado State in the opening round, 69-56

Coaching Debuts in Modern Era

- | | | |
|------|------------------|-------|
| 1948 | Paul Gregory | 6-12 |
| 1956 | Babe McCarthy | 12-12 |
| 1966 | Joe Dan Gold | 14-11 |
| 1971 | Kermit Davis | 15-10 |
| 1978 | Ron Greene | 18-9 |
| 1979 | Jim Hatfield | 19-9 |
| 1982 | Bob Boyd | 8-19 |
| 1987 | Richard Williams | 7-21 |
| 1999 | Rick Stansbury | 20-13 |
| 2013 | Rick Ray | 10-22 |

A LOOK AT MSU vs. RANKED FOES

■ Entering the 2015-16 campaign, Mississippi State has lost 10-straight games to ranked opponents and 12 out of the last 16 after the setback to Kentucky

Below is a closer look at those games.

| Date | Team | Score | Rank |
|----------|----------------|---------------|------|
| 02-25-15 | Kentucky | L, 74-56 | 1 |
| 02-21-15 | Arkansas | L, 65-61 | 17 |
| 01-20-14 | Florida | L, 62-51 | 3 |
| 01-08-14 | Kentucky | L, 85-63 | 14 |
| 02-09-13 | Florida | L, 83-55 | 2 |
| 02-06-13 | Ole Miss | L, 93-75 | 23 |
| 01-26-13 | Florida | L, 82-47 | 7 |
| 11-19-12 | North Carolina | L, 95-49 | 11 |
| 02-21-12 | Kentucky | L, 73-64 | 1 |
| 02-28-12 | Florida | L, 69-57 | 13 |
| 11-18-11 | Arizona | W, 67-57 | 15 |
| 11-17-11 | Texas A&M | W, 69-60 | 18 |
| 02-29-11 | Florida | W, 71-64 | 24 |
| 02-27-11 | Vanderbilt | L, 81-74 | 19 |
| 03-14-10 | Kentucky | L, 75-74 (ot) | 2 |
| 03-13-10 | Vanderbilt | W, 62-52 | 20 |

FIVE SENIORS RETURN

■ Mississippi State's roster features five seniors — Travis Daniels, Craig Sword, Fred Thomas, Gavin Ware and Johnny Zuppardo.

Only Zuppardo hasn't played an official game.

In the SEC, only Texas A&M has more seniors with six.

HOWLAND LOOKING TO JOIN ELITE CLUB IN TERMS OF NCAAS

■ Ben Howland enters his first season at Mississippi State looking to achieve a feat only 12 coaches have ever done, and that's lead four different teams to the NCAA Tournament.

Howland has already guided Northern Arizona, Pittsburgh and UCLA to the Big Dance.

The first 12 coaches to do so are Lon Kruger, Steve Alford, John Beilein, Lefty Driesell, Cliff Ellis, Larry Eustachy, Jim Harrick, Fran McCaffery, Tom Penders, Tubby Smith, Rick Pitino and Eddie Sutton.

MSU SHOOTS LIGHTS OUT VS. EWU

■ Against the Eastern Washington, MSU shot 62.1 percent (41-66) from the floor. It was the first time it shot 60 percent or better since hitting 60.4 percent (29-48) against Auburn on Feb. 4, 2012.

100-PLUS POINTS

■ MSU scored 100 points in a season opener for the first time since opening the 1998-99 campaign with a 105-53 win against Arkansas-Pine Bluff.

SEASON-OPENING SELLOUT

■ Mississippi State ushered in the Ben Howland era with a sellout against Eastern Washington.

It was the Bulldogs' first sellout since Feb. 21, 2012, against Kentucky.

MSU's game against the Eagles also feature a double-digit rally from 10 points down. Only once last year did MSU overcome a double-digit deficit to post a win — 12 vs. Vanderbilt.

2015-16 MISSISSIPPI STATE NOTES

BULLDOGS INVITED TO CHARLESTON

■ Mississippi State will participate in the 2016 Gildan Charleston Classic next November.

The other teams competing are Boise State, College of Charleston, Central Florida, UTEP, Villanova, Wake Forest and Western Michigan.

MSU YIELDS 100-PLUS POINTS TO MIAMI

■ In the opening round of the Puerto Rico Tip-Off, Mississippi State dropped a 105-79 decision to the Miami Hurricanes.

It was the first time the Bulldogs allowed 100-plus point since a 101-96 setback to UMass in overtime on 3-13-12.

It was the 35th time in school history a team has scored 100-plus points against MSU.

HOUSTON SUSPENDED INDEFINITELY

■ Sophomore forward Demetrius Houston didn't travel to Puerto Rico after being suspended indefinitely for conduct detrimental to the team.

ALABAMA ROSTER FLAVOR

■ A quick glance at Mississippi State's roster reveals one very strong common thread — the state of Alabama.

Player wise, the roster features four players from Alabama — Travis Daniels, Demetrius Houston, Joe Strugg and Craig Sword.

In addition, the coaching staff has one tie in George Brooks.

Brooks is a native of Lafayette, Ala.

AUSTIN NAMED 2016 SEC LEGEND

■ Mario Austin has been named the 2016 SEC Legend.

Austin, a native of York, Ala., played for the Bulldogs from 2001-03 and led MSU to the 2002 SEC Tournament title and two NCAA Tournaments.

The All-SEC standout currently ranks 24th all-time with 1,199 points

He'll be recognized at the SEC Tournament next March in Nashville.

All-Time MSU Legends

1999: Bailey Howell

2000: Jim Ashmore

2001: W.D. Stroud

2002: Jeff Malone

2003: Joe Dan Gold

2004: Greg Carter

2005: Jack Bouldin

2006: Rickey Brown

2007: Richard Williams

2008: Wiley Peck

2009: Tony Watts

2010: Kermit Davis

2011: Darryl Wilson

2012: Chuck Evans

2013: Horatio Webster

2014: Erick Dampier

2015: Doug Hutton

2016: Mario Austin

2015-16 MISSISSIPPI STATE MISCELLANEOUS STATS/SEC STANDINGS

CHARTING THE BULLDOGS

| Dunks | | How First Points Were Scored | |
|-------------------------|------------|----------------------------------|--------------|
| Gavin Ware | 9 | 3-pointer | 1 |
| Craig Sword | 5 | Jumper | 2 |
| Quinnndary Weatherspoon | 1 | Layup | 2 |
| Fred Thomas | 1 | Dunk | |
| Fallou Ndoeye | 1 | Free Throw | |
| Travis Daniels | 1 | | |
| Charges Drawn | | Final Three Minutes From FT Line | |
| Johnny Zuppardo | 1 | Craig Sword | 2-2 (.000) |
| Fred Thomas | 1 | I.J. Ready | 5-6 (.833) |
| Fallou Ndoeye | 1 | Fred Thomas | 2-2 (1.000) |
| Quinnndary Weatherspoon | 1 | Travis Daniels | 0-2 (.000) |
| | | Malik Newman | 0-2 (.000) |
| Point Distribution (%) | | TOTAL | 9-14 (.643) |
| Senior | 254 (61.5) | Opponent Total | 15-25 (.600) |
| Junior | 67 (16.2) | | |
| Sophomore | 4 (1.0) | | |
| Freshman | 88 (21.3) | | |
| TOTAL: | 413 | | |
| First Sub | | | |
| Johnny Zuppardo | 3 | | |
| Quinnndary Weatherspoon | 3 | | |
| Malik Newman | 2 | | |
| Fred Thomas | | | |
| Scored First Points | | | |
| Gavin Ware | 3 | | |
| Craig Sword | 2 | | |

DIFFERENCE BETWEEN WINNING AND LOSING

| Wins | Stat | Losses |
|------------|-----------------------|--------|
| 95.0..... | Points | 74.3 |
| 79.0..... | Opp. Points | 85.0 |
| +16 | Scoring Margin | -10.7 |
| 60.8..... | FG% | 42.8 |
| 47.1..... | Opp. FG% | 48.9 |
| 28.6..... | 3FG% | 35.0 |
| 28.2..... | Opp. 3FG% | 38.8 |
| 75.7..... | FT% | 67.3 |
| 73.3..... | Opp. FT% | 71.6 |
| 34.0..... | Rebounds | 36.0 |
| 29.0..... | Opp. Rebounds | 37.0 |
| +5 | Rebound Margin | -1.0 |
| 17.0..... | Assists | 12.3 |
| 11.5..... | Turnovers | 15.3 |
| +1.0 | Turnover Margin | -5.7 |
| 5.5..... | Steals | 3.3 |
| 4.5..... | Blocks | 4.7 |

BULLDOGS IN SEC

| CATEGORY | RANK |
|-----------------------------|------|
| Scoring offense | 5 |
| Scoring defense | 14 |
| FG% | 2 |
| FG% defense | 14 |
| 3PT FG% | 9 |
| 3PT FG% defense | 9 |
| FT% | 3 |
| Rebounds | 12 |
| Rebounds allowed | 4 |
| Rebound margin | 9 |
| Assists | 6 |
| Blocked shots | 9 |
| Steals | 14 |
| Turnover margin | 13 |
| Assist/Turnover ratio | 11 |

SEASON AND CAREER TOTALS

| | 2015-16 | Career | | 2015-16 | Career | | 2015-16 | Career |
|-----------------------------|---------|------------|----------------------------------|---------|-----------|------------------------------------|---------|------------|
| Double-Digit Scoring | | | Double-Doubles | | | 5+ Made Free Throws | | |
| Gavin Ware | 5 (2-3) | 49 (22-27) | Gavin Ware | 1 (1-0) | 14 (10-4) | Craig Sword | 2 (0-2) | 24 (12-12) |
| Craig Sword | 3 (1-2) | 55 (24-31) | I.J. Ready | 1 (1-0) | 1 (1-0) | Fred Thomas | | 12 (8-4) |
| Fred Thomas | 1 (1-0) | 40 (21-19) | | | | Gavin Ware | | 11 (6-5) |
| I.J. Ready | 3 (2-1) | 19 (9-10) | 3+ 3-Pointers | | | Travis Daniels | | 2 (1-1) |
| Travis Daniels | 1 (1-0) | 9 (5-4) | Fred Thomas | 1 (0-1) | 18 (810) | I.J. Ready | 1 (1-0) | 2 (2-0) |
| Malik Newman | 3 (1-2) | 3 (1-2) | I.J. Ready | 1 (0-1) | 5 (0-4) | <i>Note: Record in games in ()</i> | | |
| Quinnndary Weatherspoon | 2 (1-1) | 2 (1-1) | Travis Daniels | 1 (0-1) | 3 (1-2) | | | |
| Fallou Ndoeye | | 1 (0-1) | Craig Sword | | 4 (1-3) | | | |
| | | | Malik Newman | 1 (0-1) | 1 (0-1) | | | |
| 20+ Points | | | 10+ 3-Point Attempt Games | | | | | |
| Gavin Ware | 3 (2-1) | 7 (6-1) | Thomas | | 1 (0-1) | | | |
| Craig Sword | 1 (0-1) | 13 (5-8) | 3+ Steal Games | | | | | |
| Fred Thomas | | 2 (2-0) | I.J. Ready | | 8 (5-3) | | | |
| Travis Daniels | | 1 (1-0) | Fred Thomas | | 14 (8-6) | | | |
| I.J. Ready | 1 (1-0) | 1 (1-0) | Craig Sword | | 17 (7-10) | | | |
| 30+ Points | | | Gavin Ware | | 1 (1-0) | | | |
| Craig Sword | | 1 (0-1) | Demetrius Houston | | 2 (1-1) | | | |
| 10+ Rebounds | | | 5+ Block Games | | | | | |
| Gavin Ware | 1 (1-0) | 17 (13-4) | Ware | 1 (1-0) | 2 (1-1) | | | |
| Travis Daniels | 1 (0-1) | 1 (0-1) | | | | | | |



Ben Howland

20th Season Overall

1st Season At Mississippi State

403-209 (2-3 at MSU)

- On March 23, 2015, Ben Howland was named the 20th head coach in Mississippi State history.
- In four different stints as a head coach, Howland has a 403-209 record – Northern Arizona (79-59), Pittsburgh (89-40), UCLA (233-107) and Mississippi State (2-3).
- Led UCLA to three-consecutive Final Fours.

- In 2006, the Bruins played Florida for the national championship.
- In 2008, Howland became one of three coaches in NCAA Division I history to win at least 30 games in three-straight seasons, joining Adolph Rupp (Kentucky 1947-49) and John Calipari (Memphis, 2006-08).
- During his 10-year tenure at UCLA, the Bruins went to the NCAA Tournament seven times and won four Pac-10 regular-season crowns, while having 18 players drafted by NBA teams.
- His 97 victories from 2006-08 stand as the most by any UCLA head coach in a three-year span.
- Has been a Conference Coach of the Year in the Pac-10, Big East and Big Sky.
- His final two years at Pitt, the Panthers went 57-11 and reached the Sweet 16 both years.
- In 2003, Pittsburgh won the Big East Tournament crown and held the nation's No. 2 ranking for eight weeks in the Associated Press poll before ending the year at No. 4.
- In 2002, Howland guided the Panthers to a school-record 29 wins en route to becoming the school's first coach in 26 years to garner National Coach of the Year honors.
- Howland's first coaching gig was at Northern Arizona, where his last three teams posted 20-plus win seasons.
- In 1997, the Lumberjacks had a school-record 21 victories, captured the Big Sky regular-season title and played in the NIT.
- In 1998, Howland guided NAU to its first NCAA Tournament after capturing the Big Sky Tournament championship and second-straight regular-season crown.
- Howland spent one year as a graduate assistant at Gonzaga (1981) before becoming an assistant at California-Santa Barbara from 1982-94.
- Played two years at Santa Barbara College before transferring to Weber State, where he earned his degree in physical education in 1979.
- Howland and his wife, Kim, a former Weber State cheerleader, have two children – Meredith and Adam (Brittney) – and one grandson, Benjamin Clark Howland II.



Howland's Year-By-Year Record

Northern Arizona (1994-99)

| Year | Overall | Big Sky Record | Postseason |
|---------------|---------------------|---------------------|------------------|
| 1995 | 9-17 | 4-10 (7th) | |
| 1996 | 7-19 | 3-11 (7th) | |
| 1997 | 21-7 | 13-1 (1st) | NIT First Round |
| 1998 | 21-8 | 12-2 (1st) | NCAA First Round |
| 1999 | 21-8 | 12-4 (2nd) | |
| Totals | 79-59 (.572) | 44-28 (.611) | |

Pittsburgh (2000-03)

| Year | Overall | Big East Record | Postseason |
|---------------|---------------------|---------------------|------------------|
| 2000 | 13-15 | 5-11 (11th) | |
| 2001 | 19-14 | 7-9 (5th West) | NIT Second Round |
| 2002 | 29-6 | 13-3 (1st West) | NCAA Sweet 16 |
| 2003 | 28-5 | 13-3 (T1st West) | NCAA Sweet 16 |
| Totals | 89-40 (.690) | 38-26 (.594) | |

UCLA (2004-13)

| Year | Overall | Pac-10/12 Record | Postseason |
|---------------|-----------------------|----------------------|-------------------|
| 2004 | 11-17 | 7-11 (1T7th) | |
| 2005 | 18-11 | 11-7 (T3rd) | NCAA First Round |
| 2006 | 32-7 | 14-4 (1st) | NCAA Runner-up |
| 2007 | 30-6 | 15-3 (1st) | NCAA Final Four |
| 2008 | 35-4 | 16-2 (1st) | NCAA Final Four |
| 2009 | 26-9 | 13-5 (2nd) | NCAA Second Round |
| 2010 | 14-18 | 8-10 (T5th) | |
| 2011 | 23-11 | 13-5 (2nd) | NCAA Second Round |
| 2012 | 19-14 | 11-7 (T5th) | |
| 2013 | 25-10 | 13-5 (1st) | NCAA First Round |
| Totals | 233-107 (.685) | 121-59 (.672) | |

Mississippi State (2016)

| Year | Overall | SEC Record | Postseason |
|----------------|-----------------------|------------|------------|
| 2016 | 2-3 | | |
| Totals | 2-3 (.4-0) | | |
| OVERALL | 403-209 (.658) | | |

| | | | |
|-----------------------|-------|---------------------|----------------|
| Alabama | 1-0 | North Carolina AT&T | 1-0 |
| Albany | 1-0 | Northern Arizona | 1-0 |
| Appalachian State | 1-0 | Notre Dame | 5-8 |
| Arizona | 14-11 | Oakland | 2-0 |
| Arizona State | 17-8 | Occidental College | 1-0 |
| Arkansas | 0-1 | Ohio State | 2-0 |
| Arkansas-Pine Bluff | 1-0 | Oral Roberts | 0-2 |
| Belmont | 1-0 | Oregon | 12-8 |
| Boise State | 0-4 | Oregon State | 16-4 |
| Boston College | 4-2 | Pacific | 1-0 |
| Butler | 0-1 | Penn State | 2-1 |
| BYU | 2-0 | Pennsylvania | 1-0 |
| Cal Poly | 2-2 | Pepperdine | 4-0 |
| Cal State Bakersfield | 1-0 | Pittsburgh | 1-0 |
| Cal State Fullerton | 1-1 | Portland | 0-1 |
| Cal State Northridge | 9-2 | Portland State | 5-3 |
| CSU San Bernardino | 1-0 | Prairie View A&M | 2-0 |
| California | 17-10 | Providence | 3-1 |
| Central Conn. State | 1-0 | Rhode Island | 2-0 |
| Chaminade (Hawaii) | 3-0 | Richmond | 1-0 |
| Chicago State | 1-0 | Robert Morris | 4-0 |
| Cincinnati | 0-1 | Rutgers | 6-1 |
| Co. of Notre Dame | 1-0 | Sacramento State | 7-2 |
| Colorado | 2-0 | Sam Houston State | 2-1 |
| Colorado College | 2-0 | San Diego | 0-3 |
| Colorado State | 1-0 | San Diego State | 0-1 |
| Concordia (Calif.) | 0-1 | San Jose State | 1-0 |
| Connecticut | 2-3 | Savannah State | 1-0 |
| Coppin State | 1-0 | Seton Hall | 5-2 |
| Davidson | 1-0 | Sonoma State | 1-0 |
| Delaware State | 2-0 | South Florida | 0-1 |
| DePaul | 1-0 | Southeast Louisiana | 1-0 |
| Drexel | 1-0 | Southern University | 0-1 |
| Duquesne | 3-1 | Southern Cal | 14-9 |
| East Carolina | 0-1 | Southern Illinois | 1-0 |
| Eastern Illinois | 1-0 | Southern Utah | 3-1 |
| Eastern Washington | 11-1 | Southwest Texas | 0-1 |
| Elon | 1-0 | St. Bonaventure | 2-0 |
| Florida | 0-3 | St. Francis (N.Y.) | 2-0 |
| Florida International | 2-1 | St. Francis (Pa.) | 4-0 |
| Fresno State | 1-0 | St. Johns | 2-3 |
| George Mason | 1-0 | St. Martin's | 1-0 |
| George Washington | 1-0 | Stanford | 14-7 |
| Georgetown | 5-4 | Stephen F. Austin | 1-1 |
| Georgia | 1-1 | Syracuse | 4-5 |
| Georgia Tech | 1-0 | Temple | 1-0 |
| Gonzaga | 1-0 | Tennessee | 0-1 |
| Idaho | 1-3 | Texas | 1-3 |
| Idaho State | 8-3 | Texas A&M | 2-0 |
| Illinois State | 1-0 | Texas Arlington | 1-1 |
| Indiana | 2-0 | Texas Tech | 0-2 |
| Indiana State | 1-0 | Texas Pan American | 2-0 |
| IUPUI | 1-0 | UC Davis | 3-0 |
| James Madison | 1-0 | UC Irvine | 5-1 |
| Kansas | 1-3 | UC Riverside | 2-0 |
| Kent State | 0-1 | UC Santa Barbara | 0-1 |
| Kentucky | 1-1 | UCLA | 0-1 |
| Long Beach State | 3-1 | UNLV | 0-1 |
| Louisiana Tech | 1-0 | Utah | 2-1 |
| Loyola Marymount | 3-2 | Vermont | 1-0 |
| LSU | 1-0 | Villanova | 3-3 |
| Marist | 1-0 | VCU | 1-3 |
| Marquette | 0-1 | Virginia Tech | 2-0 |
| Maryland | 1-0 | Wagner | 2-0 |
| McNeese State | 1-0 | Washington | 10-11 |
| Memphis | 1-2 | Washington State | 18-3 |
| Mercer | 1-0 | Weber State | 3-9 |
| Miami | 3-4 | West Virginia | 5-4 |
| Miami (OH) | 1-0 | Western Illinois | 2-0 |
| Michigan | 4-3 | Western Kentucky | 1-0 |
| Michigan State | 3-1 | Western Oregon | 1-0 |
| Middle Tenn. State | 0-1 | Wright State | 1-0 |
| Minnesota | 0-1 | Wyoming | 1-0 |
| Mississippi State | 0-2 | Xavier | 1-0 |
| MVSU | 1-0 | Yale | 1-0 |
| Missouri | 1-0 | Youngstown State | 1-0 |
| Missouri State | 1-0 | | |
| Montana | 6-5 | TOTAL: | 403-209 |
| Montana State | 9-3 | | |
| Montana Tech | 1-0 | | |
| Morgan State | 1-0 | | |
| Morris Brown | 1-0 | | |
| N. Mexico Highlands | 1-0 | | |
| Nebraska | 1-1 | | |
| Nevada | 1-0 | | |
| New Mexico State | 2-0 | | |
| New Orleans | 2-0 | | |
| Norfolk State | 2-0 | | |

MISSISSIPPI STATE BY THE NUMBERS

GAME-BY-GAME SPECIALTY STATS (MSU First)

| <u>Opponent</u> | <u>Paint</u> | <u>Off TO</u> | <u>2nd Chance</u> | <u>Fast Break</u> | <u>Bench</u> |
|--------------------|--------------|---------------|-------------------|-------------------|--------------|
| Eastern Washington | 54/52 | 17/12 | 19/10 | 12/4 | 20/8 |
| Southern | 20/34 | 10/24 | 8/10 | 2/10 | 16/23 |
| Miami | 32/46 | 10/26 | 5/17 | 6/8 | 25/50 |
| Texas Tech | 36/40 | 9/20 | 18/16 | 12/11 | 17/19 |
| Missouri State | 40/24 | 22/13 | 10/13 | 10/4 | 11/24 |
| UT Martin | | | | | |

Texas Southern
UMKC
Florida State
Tulane
Northern Colorado
North Carolina Central

Texas A&M
Arkansas
Kentucky
Tennessee
Florida
Ole Miss

South Carolina
Missouri
Alabama
LSU
Arkansas
Georgia

Vanderbilt
Alabama
Texas A&M
South Carolina
Ole Miss
Auburn

SECT

GAME-BY-GAME LEAD/DEFICIT

| <u>Opponent</u> | <u>Largest Lead</u> | <u>Largest Deficit</u> | <u>Final Score</u> |
|--------------------|---------------------|------------------------|--------------------|
| Eastern Washington | 21 (95-74, 2nd) | 10 (33-43, 1st) | W, 106-88 |
| Southern | 4 (61-57, 2nd) | 8 (61-69, 2nd) | L, 76-72 |
| Miami | 2 (2-0, 1st) | 31 (70-101, 2nd) | L, 105-79 |
| Texas Tech | 7 (22-15, 1st) | 13 (24-37, 1st) | L, 74-72 |
| Missouri State | 20 (42-22, 1st) | Never Trailed | W, 84-70 |
| UT Martin | | | |

Texas Southern
UMKC
Florida State
Tulane
Northern Colorado
North Carolina Central

Texas A&M
Arkansas
Kentucky
Tennessee
Florida
Ole Miss

South Carolina
Missouri
Alabama
LSU
Arkansas
Georgia

Vanderbilt
Alabama
Texas A&M
South Carolina
Ole Miss
Auburn

SECT

Mississippi State Scoring By The Half

| <u>Team</u> | <u>1st Half</u> | <u>2nd Half</u> |
|--------------------|-----------------|-----------------|
| Eastern Washington | 48 | 58 |
| Southern | 40 | 32 |
| Miami | 35 | 44 |
| Texas Tech | 32 | 40 |
| Missouri State | 45 | 39 |

Lowest First Half: 32, Texas Tech

Highest First Half: 48, Eastern Washington

Lowest 2nd Half: 32, Southern

Highest 2nd Half: 58, Eastern Washington

Opponent Scoring By The Half

| <u>Team</u> | <u>1st Half</u> | <u>2nd Half</u> |
|--------------------|-----------------|-----------------|
| Eastern Washington | 51 | 37 |
| Southern | 45 | 31 |
| Miami | 59 | 46 |
| Texas Tech | 41 | 33 |
| Missouri State | 27 | 43 |

Lowest First Half: 27, Missouri State

Highest First Half: 59, Miami

Lowest 2nd Half: Southern, 31

Highest 2nd Half: Miami, 46

MISSISSIPPI STATE BY THE NUMBERS

MSU'S 2015-16 RECORD WHEN . . .

| | |
|---|-----|
| Leads at Halftime..... | 1-0 |
| Trails at Halftime..... | 1-3 |
| Is Tied at Halftime..... | |
| Shoots 45% or better from the field..... | 2-1 |
| Shoots less than 45% from the field..... | 0-2 |
| Opp. shoots less than 45% from the field..... | 1-1 |
| Opp. shoots 45% or better from the field..... | 1-2 |
| Outrebounds (or ties) the opponent..... | 1-2 |
| Outrebounded by the opponent..... | 1-1 |
| More Assists (or ties) than the opponent..... | 2-2 |
| Fewer Assists than the opponent..... | 0-1 |
| Fewer (or ties) TOs than opponent..... | 1-0 |
| More TOs than opponent..... | 1-3 |
| Holds opponents to 65 points or less..... | |
| In games decided by 10 points or less..... | 0-2 |

MSU'S 2015-16 RECORD IN . . .

| | |
|---------------------------------|-----|
| All Games..... | 2-3 |
| Home Games..... | 1-1 |
| Road Games..... | |
| Neutral-sites..... | 1-2 |
| Non-SEC Games..... | 2-3 |
| Non-SEC Home Games..... | 1-1 |
| Non-SEC Road Games..... | |
| Non-SEC Neutral-site Games..... | 1-2 |
| SEC Games..... | |
| SEC Home Games..... | |
| SEC Road Games..... | |
| SEC Tournament..... | |
| November Games..... | 2-3 |
| December Games..... | |
| January Games..... | |
| February Games..... | |
| March Games..... | |
| Monday Games..... | 0-1 |
| Tuesday Games..... | |
| Wednesday Games..... | |
| Thursday Games..... | 0-1 |
| Friday Games..... | 1-1 |
| Saturday Games..... | |
| Sunday Games..... | 1-0 |
| Overtime Games..... | |
| Television Games..... | 2-3 |
| Games vs. Ranked Opponents..... | |

MISC. 2015-16 TEAM STATS

Largest Lead Surrendered in Loss:

7, Texas Tech (11-20-15)

Largest Deficit Overcome in Win:

10, Eastern Washington (11-13-15)

Largest Lead at Anytime:

21, Eastern Washington (11-13-15)

Largest Deficit Anytime:

31, Miami (11-19-15)

MISCELLANEOUS MSU INDIVIDUAL STATISTICS

Games Scoring in Double Figures: Ware 5, Sword 3, Ready 3, Newman 3, Weatherspoon 2, Daniels, Thomas

Games Scoring 20-plus Points: Ware 3, Sword, Ready

Games Scoring 30-plus Points:

Games Rebouncing in Double Figures: Ware, Daniels

Games With Double Figures in Assists: Ready

Games With Double-Doubles: Ware, Ready

Games With Triple-Doubles:

Games As Team High Scorer (or co-leader): Ware 3, Sword 2, Newman

Games As Team High Rebounder (or co-leader): Ware 3, Daniels 2

Games As Team Leader in Assists (or co-leader): Ready 4, Sword, Newman

Games As Team Leader in Steals (or co-leader): Ready 4, Sword 3, Weatherspoon 2, Ware, Thomas, Zuppardo

Games As Team Leader in Blocks (or co-leader): Sword 2, Ware 2, Zuppardo, Daniels 1

Games As Team Leader in Turnovers (or co-leader): Ready 3, Sword 2, Newman, Ware Weatherspoon

MSU'S RECORD BY STARTING LINEUP

Ready, Thomas, Sword, Daniels, Ware..... 1-2

Ready, Thomas, Newman, Daniels, Ware..... 1-1

GAME-BY-GAME STARTERS

| <u>Opponent</u> | <u>Date</u> | <u>Guard</u> | <u>Guard</u> | <u>Guard</u> | <u>Forward</u> | <u>Forward</u> | <u>Record</u> |
|--------------------|-------------|--------------|--------------|--------------|----------------|----------------|---------------|
| Eastern Washington | 11-13-15 | Ready | Sword | Thomas | Daniels | Ware | 1-0 |
| Southern | 11-16-15 | Ready | Sword | Thomas | Daniels | Ware | 1-1 |
| Miami | 11-19-15 | Ready | Sword | Thomas | Daniels | Ware | 1-2 |
| Texas Tech | 11-20-15 | Ready | Sword | Newman | Daniels | Ware | 1-3 |
| Missouri State | 11-22-15 | Ready | Sword | Newman | Daniels | Ware | 2-3 |
| UT Martin | 11-28-15 | | | | | | |
| | | | | | | | |
| Texas Southern | 12-02-15 | | | | | | |
| UMKC | 12-12-15 | | | | | | |
| Florida State | 12-16-15 | | | | | | |
| Tulane | 12-19-15 | | | | | | |
| Northern Colorado | 12-23-15 | | | | | | |
| N.C. Central | 12-31-15 | | | | | | |
| | | | | | | | |
| Texas A&M | | | | | | | |
| Arkansas | | | | | | | |
| Kentucky | | | | | | | |
| Tennessee | | | | | | | |
| Florida | | | | | | | |
| Ole Miss | | | | | | | |
| | | | | | | | |
| South Carolina | | | | | | | |
| Missouri | | | | | | | |
| Alabama | | | | | | | |
| LSU | | | | | | | |
| Arkansas | | | | | | | |
| Georgia | | | | | | | |
| | | | | | | | |
| Vanderbilt | | | | | | | |
| Alabama | | | | | | | |
| Texas A&M | | | | | | | |
| South Carolina | | | | | | | |
| Ole Miss | | | | | | | |
| Auburn | | | | | | | |
| | | | | | | | |
| SECT | | | | | | | |

2015-16 Win-Loss Differential

| Diff. | 1 | 2 | 3 | 4 | 5 | 6 | 7 | 8 | 9 | 10 | 11 | 12 | 13 | 14 | 15 | 16 | 17 | 18 | 19 | 20 | 21 | 22 | 23 | 24 | 25+ |
|-------|---|---|---|---|---|---|---|---|---|----|----|----|----|----|----|----|----|----|----|----|----|----|----|----|-----|
| Won | | | | | | | | | | | | | | | 1 | | | 1 | | | | | | | |
| Lost | | 1 | | 1 | | | | | | | | | | | | | | | | | | | | | 1 |

MISSISSIPPI STATE BY THE NUMBERS

Mississippi State In Overtime Games

| | |
|--|------------------------------------|
| This Season | 0-0 |
| Overall Overtime Record | 60-49 |
| <i>Home Overtime Record</i> | 34-21 |
| <i>Road Overtime Record</i> | 18-20 |
| <i>Neutral Site Overtime Record</i> | 8-8 |
| Humphrey Coliseum Overtime Record | 25-16 |
| SEC Tournament Overtime Record | 2-5 |
| Double Overtime Record | 6-5 |
| Four Overtime Record | 0-2 |
| Postseason Overtime Record | 1-0 |
| Last OT Played (10T) | vs. Texas A&M (W, 81-72, 1/18/14) |
| Last Double OT | vs. UMass (L, 101-96, 3/13/12) |
| Last Triple OT | vs. Alabama (L, 79-78, 2/27/71) |
| Last Four OT | vs. Ole Miss (W, 104-102, 1/24/90) |

Mississippi State Coaches In Overtime Games

| | |
|---|-------|
| Babe McCarthy | 6-5 |
| <i>Home Overtime Record</i> | 2-2 |
| <i>Road Overtime Record</i> | 2-2 |
| <i>Neutral Site Overtime Record</i> | 2-1 |
| Joe Dan Gold | 5-3 |
| <i>Home Overtime Record</i> | 3-3 |
| <i>Road Overtime Record</i> | 1-0 |
| <i>Neutral Site Overtime Record</i> | 1-0 |
| Kermit Davis | 8-6 |
| <i>Home Overtime Record</i> | 5-3 |
| <i>Road Overtime Record</i> | 3-3 |
| Ron Greene | 2-0 |
| <i>Home Overtime Record</i> | 2-0 |
| Jim Hatfield | 3-3 |
| <i>Home Overtime Record</i> | 3-2 |
| <i>Road Overtime Record</i> | 0-1 |
| Bob Boyd | 3-4 |
| <i>Home Overtime Record</i> | 2-1 |
| <i>Road Overtime Record</i> | 1-2 |
| <i>Neutral Site Overtime Record</i> | 0-1 |
| Richard Williams | 15-11 |
| <i>Home Overtime Record</i> | 7-3 |
| <i>Road Overtime Record</i> | 5-5 |
| <i>Neutral Site Overtime Record</i> | 3-3 |
| Rick Stansbury | 15-16 |
| <i>Home Overtime Record</i> | 7-6 |
| <i>Road Overtime Record</i> | 6-7 |
| <i>Neutral Site Overtime Record</i> | 2-3 |
| Rick Ray | 3-1 |
| <i>Home Overtime Record</i> | 3-1 |

OVERTIME FOES

| TEAM | RECORD | TEAM | RECORD |
|----------------------------|--------|------------------------------|--------|
| Alabama | 6-6 | Morehead State | 1-0 |
| Alaska-Fairbanks | 1-0 | Northeastern Louisiana | 0-1 |
| Arkansas | 2-1 | Northwestern State | 0-1 |
| Auburn | 6-4 | Oklahoma | 1-0 |
| Baylor | 1-0 | Ole Miss | 6-3 |
| BYU | 0-1 | Old Dominion | 0-1 |
| California | 0-1 | San Diego | 0-1 |
| Drake | 1-0 | Santa Clara | 2-0 |
| Florida | 0-3 | Southern Mississippi | 1-0 |
| Florida State | 1-0 | Southwestern Louisiana | 1-0 |
| Georgia | 3-3 | South Alabama | 1-0 |
| Georgia Tech | 1-0 | South Carolina | 3-0 |
| Houston | 0-1 | Tennessee | 6-2 |
| Idaho | 0-1 | Texas | 1-0 |
| Kentucky | 4-5 | Texas A&M | 1-1 |
| Loyola | 1-0 | Troy | 2-0 |
| LSU | 3-4 | Tulane | 0-1 |
| Memphis | 1-0 | UAB | 0-1 |
| Missouri-Kansas City | 0-1 | UMass | 0-1 |
| Montana | 1-0 | Vanderbilt | 2-5 |

THE LAST TIME . . .

THE LAST TIME AN MSU PLAYER ...

Scored 30 or more points in a game:

32, Ravern Johnson vs. Tenn. St. (11-12-10)

Scored 33 or more points in a game:

33, Craig Sword at LSU (2-19-14)

Scored 34 or more points in a game:

34, Arnett Moultrie vs. UMass (3-13-12)

Scored 35 or more points in a game:

36, Jeff Malone at Ole Miss (2-19-83)

Scored 37 or more points in a game:

39, Jeff Malone vs. Alabama (1-31-83)

Scored 40 or more points in a game:

40, Rickey Brown vs. Auburn (3-7-77)

Scored 20+ points in back-to-back games:

Craig Sword (26 at South Carolina 2-28-15;
20 at Vanderbilt (3-04-15)

Scored 20+ points in three-consecutive games:

Craig Sword (24 vs. Loyola, 12-01-13; 24 vs.
TCU, 12-05-13; 22 vs. SELA, 12-13-13)

Scored 20+ points in five-consecutive games:

Jeff Malone, 1982-83 (11 consecutive)

Scored 30+ points in back-to-back games:

Jeff Malone (36 at Ole Miss & 30 vs.
Georgia, 1982-83)

Scored 30+ points in three-consecutive games:

Jeff Malone (33 at LSU; 36 at Ole Miss &
30 vs. Georgia, 1982-83)

Two players score 20+ points in same game:

Gavin Ware, 20; Craig Sword, 20, vs. Miami
(11-19-15)

Made 10 field goals in a game:

10, Gavin Ware vs. Miami (11-19-15)

Made 11 field goals in a game:

11, Gavin Ware, E. Washington (11-13-15)

Made 12 field goals in a game:

12, Gavin Ware, Missouri State (11-22-15)

Made 13 field goals in a game:

13, Horatio Webster vs. SW Missouri St.
(11-23-97)

Made 14 field goals in a game:

14, Cameron Burns at Georgia (1-17-90)

Made 15 or more field goals in a game:

16, Raymond Brown vs. Florida (3-2-85)

Attempted 20 field goals in a game:

20, Ravern Johnson vs. St. Mary's (12-29-10)

Attempted 21 or more field goals in a game:

21, Dee Bost vs. Kentucky (2-16-10)

Attempted 23 or more field goals in a game:

23, Arnett Moultrie vs. UMass (3-13-12)

Attempted 25 field goals in a game:

25, Chuck Evans at Alabama (3-6-93)

Attempted 26 field goals in a game:

26, Tony Watts at Ole Miss (2-22-92)

Attempted 27 or more field goals in a game:

28, Jeff Malone vs. Vanderbilt (1-8-83)

Made six 3-pointers in a game:

6, Dee Bost vs. Old Dominion (11-28-09)

Made seven 3-pointers in a game:

7, Dee Bost vs. Troy (12-10-11)

Made eight or more 3-pointers in a game:

8, Winsome Frazier vs. UMKC (11-23-04)

Attempted 11 3-pointers in a game:

11, Dee Bost vs. Detroit (12-17-11)

Attempted 12 3-pointers in a game:

12, Ravern Johnson vs. ETSU (12-11-10)

Attempted 13 or more 3-pointers in a game:

13, Dee Bost vs. Troy (12-10-11)

Attempted 16 or more 3-pointers in a game:

17, Darryl Wilson vs. Alabama (3-4-95)

Made 14 or more free throws in a game:

14, Trivante Bloodman vs. Auburn (2-15-14)

Made 15 or more free throws in a game:

15, Craig Sword vs. Ole Miss (1-11-14)

Attempted 17 free throws in a game:

17, Jarvis Varnado at Houston (12-19-09)

Attempted 18 free throws in a game:

18, Craig Sword vs. Ole Miss (1-11-14)

Attempted 19 free throws in a game:

19, Carl Nichols vs. SE La. (12-1-88)

Had 16 rebounds in a game:

16, Gavin Ware vs. Maryland ES (1-2-14)

Had 17 rebounds in a game:

17, Gavin Ware at Auburn (1-21-15)

Had 18 or more rebounds in a game:

21, Wesley Morgan vs. SE La. (11-28-05)

Had 22 or more rebounds in a game:

23, Rickey Brown vs. Vanderbilt (12-6-79)

Had 24 or more rebounds in a game:

24, Wiley Peck vs. Alabama (1-27-79)

Had 10 or more offensive rebounds in a game:

11, Arnett Moultrie vs. Northwestern State
(12-22-11)

Had 10 or more defensive rebounds in a game:

10, Gavin Ware vs. LSU (1-31-15)

Had 13 or more defensive rebounds in a game:

13, Colin Borchert (3-9-13)

Had 15 or more defensive rebounds in a game:

15, Jarvis Varnado at San Diego (12-31-09)

Had 10 assists in a game:

10, Dee Bost vs. LSU (1-25-11)

Had 11 assists in a game:

11, I.J. Ready vs. Missouri State (11-22-15)

Had 13 assists in a game:

13, Dee Bost vs. Ole Miss (2-9-12)

Had 14 assists in a game:

14, Gary Ervin vs. Florida A&M (12-20-04)

Had 15 or more assists in a game:

16, Chuck Evans at UMKC (2-23-93)

Had 10 or more turnovers in a game:

10, Charles Rhodes vs. Nicholls (11-11-06)

Had five or more blocks in a game:

5, Gavin Ware at Loyola (12-15-12)

Had seven blocks in a game:

7, Jarvis Varnado at LSU (2-20-10)

Had eight blocks in a game:

8, Jarvis Varnado vs. Alabama (2-24-10)

Had nine blocks in a game:

9, Jarvis Varnado at Vanderbilt (2-3-10)

Had 10 blocks in a game:

10, Jarvis Varnado vs. Arkansas (1-14-10)

Had 10+ blocks in two consecutive games:

Jarvis Varnado (10 vs. Georgia & 10 vs.
Kentucky, 2007-08)

Had five steals in a game:

5, Fred Thomas vs. Clayton State (11-24-14)

Had six or more steals in a game:

7, Craig Sword vs. Ole Miss (1-11-14)

LAST TIME AN MSU TEAM...

Scored 100 or more points:

106 vs. Eastern Washington (11-13-15)

Scored 100 or more points in an SEC game:

105 vs. Auburn (3-2-04)

Allowed 100 or more points in an SEC game:

115 at Arkansas (2-20-93)

Allowed 100 or more points in non-SEC play:

105 vs. Miami (11-19-15)

Was held to 52 points or less:

51 vs. Alabama (2-10-15)

Was held to 50 points:

50 vs. Alabama (2-25-12)

Was held to 49 points or less:

47 vs. Florida (1-10-15)

Was held to 45 points or less:

41 at Georgia (2-7-15)

Was held to 40 points or less:

36 vs. Missouri (2-13-13)

Was held to 35 points or less:

31 vs. Vanderbilt (2-23-13)

Was held to fewer than 10 points in a half:

9 at Arkansas, first (2-7-15)

Held opponent to 59 points or less:

59 vs. Oregon State (12-13-14)

Held opponent to 56 points or less:

56 at Vanderbilt (3-4-15)

Held opponent to 55 points or less:

55 vs. Alabama (2-10-15)

Held opponent to 50 points or less:

47 vs. Jacksonville (12-23-14)

Held opponent to 45 points or less:

45 vs. MVSU (12-28-09)

Held opponent to 42 points or less:

42 vs. Texas-San Antonio (12-4-12)

Held opponent to 39 points or less:

39 at LSU (1-9-08)

Shot 50 percent or better from the field:

.500 [26-52] vs. Auburn SECT (3-11-15)

Shot 55 percent or better from the field:

.593 [35-59] vs. Missouri State (11-22-15)

Shot 60 percent or better from the field:

.621 [41-66] vs. E. Washington (11-13-15)

Shot 65 percent or better from the field:

.660 [35-53] vs. Western Kentucky (1-5-09)

Was held to less than 35 percent from the field:

.311 [14-45] at Arkansas (2-7-15)

Was held to less than 30 percent from the field:

.283 [17-60] vs. North Carolina (11-19-12)

Was held to less than 25 percent from the field:

.175 [7-40] vs. Vanderbilt (2-23-13)

Held opp. to 35 percent or less from the field:

.327 [17-52] vs. Arkansas (2-10-15)

Held opp. to 30 percent or less from the field:

.273 [15-55] vs. Texas-San Antonio (12-4-12)

Opponent shot 50 percent or better:

.567 [34-60] Miami (11-19-15)

Opponent shot 60 percent or better:

.623 [33-53] Missouri (3-1-14)

Made 35 or more field goals:

35 vs. Missouri State (11-22-15)

Made 40 or more field goals:

41 vs. Eastern Washington (11-13-15)

Made fewer than 15 field goals:

14 at Arkansas (2-7-15)

Attempted 70 or more shots from the field:

71 vs. Troy (12-10-11)

Attempted 80 or more shots from the field:

80 at Alabama (2-21-09)

Attempted just 40 shots from the field:

40 vs. Vanderbilt (2-23-13)

Attempted 39 or fewer shots from the field:

39 at Vanderbilt (3-4-15)

Attempted 35 or fewer shots from the field:

34 vs. Tennessee (2-3-15)

Made 10 or more 3-pointers:

11 vs. Southern University (11-16-15)

Made 12 3-pointers:

12 vs. Auburn (2-4-12)

Made 15 3-pointers:

15 vs. North Carolina A&T (12-12-10)

Made 16 3-pointers:

16 vs. Troy (12-10-11)

Did not make a 3-pointer:

[0-10] at Arkansas (2-7-15)

Made just one 3-pointer:

vs. Tennessee (1-7-15)

Made just two 3-pointers:

vs. Kentucky (2-25-15)

Attempted nine 3-pointers or less:

9 vs. Tennessee (1-7-15)

Attempted six 3-pointers or less:

6 at Ole Miss (1-29-03)

Attempted 25 3-pointers:

25 vs. Georgia (2-14-12)

Attempted 26 3-pointers:

26 vs. South Carolina (3-5-11)

Attempted 27 3-pointers:

27 vs. Texas Tech (11-20-15)

Attempted 29 or more 3-pointers:

29 vs. Ole Miss (1-18-12)

Attempted 30 or more 3-pointers:

31 vs. Southern University (11-16-15)

Attempted 35 or more 3-pointers:

35 vs. Kentucky (2-16-10)

THE LAST TIME (CONTINUED) . . .

Made 31 or more free throws:

31 vs. Auburn (1-22-14)

Made 40 or more free throws:

41 vs. LSU (2-11-09)

Made 50 or more free throws:

52 vs. LSU (2-11-09)

Made fewer than five free throws:

4 at Vanderbilt (2-1-14)

Made fewer than four free throws:

3 vs. Baylor (12-28-11)

Made only 1 free throw:

1 vs. Florida (1-30-14)

Attempted 30 or more free throws:

34 vs. Auburn SECT (3-11-15)

Attempted 35 or more free throws:

35 vs. Tennessee (2-3-15)

Attempted 40 or more free throws:

44 vs. Tennessee (1-7-15)

Attempted 45 or more free throws:

45 vs. Florida A&M (12-17-13)

Attempted fewer than 10 free throws:

6, vs. Florida (1-30-14)

Had 50 or more rebounds:

51 vs. Prairie View (11-8-13)

Had 55 or more rebounds:

58 vs. Troy (12-10-05)

Had 59 or more rebounds:

59 at Houston (12-19-09)

Had fewer than 25 rebounds:

21 vs. McNeese State (12-30-14)

Had 20 or fewer rebounds:

19 at Vanderbilt (3-4-15)

Had 20 or more assists:

20 vs. Missouri State (11-22-15)

Had 21 or more assists:

21 vs. Auburn (2-4-12)

Had 25 or more assists:

25 vs. St. Bonaventure (12-05-09)

Had 30 or more assists:

30 vs. Troy (12-10-11)

Had 5 Assists:

5, Alabama (2-10-15)

Had Fewer Than 5 Assists:

4, Tennessee (1-2-15)

Had 20 or more turnovers:

20 vs. South Carolina (3-6-13)

Had 21 or more turnovers:

21 vs. Jacksonville (12-23-14)

Had 23 or more turnovers:

23 vs. Arkansas (2-21-15)

Had 24 or more turnovers:

24 at Arkansas (2-7-15)

Had 25 turnovers:

26 vs. Mississippi Valley State (11-17-14)

Had 29 or more turnovers:

29 at Arkansas (1-23-13)

Had 30 or more turnovers:

31 at Kentucky (1-7-97)

Had 34 or more turnovers:

34 at Evansville (12-17-75)

Had fewer than 10 turnovers:

8 vs. Kentucky (2-25-15)

Had five or fewer turnovers:

5 vs. Florida Atlantic (11-30-10)

Forced 25 or more turnovers

26 vs. Kennesaw State (11-14-13)

Had 10 blocked shots:

10 vs. Tennessee (1-12-12)

Had 11 blocked shots:

11 at Alabama (2-21-09)

Had 12 blocked shots:

12 vs. Troy (11-26-10)

Had 13 blocked shots:

13 vs. Arkansas (1-14-10)

Had 14 blocked shots:

14 vs. Texas-Pan American (11-24-09)

Had 16 blocked shots:

16 vs. Georgia (1-12-08)

Had 10 steals:

10 vs. Auburn (1-21-15)

Had 11 steals:

11 at Clayton State (11-24-14)

Had 12 steals:

12 vs. LSU (1-31-15)

Had 13 or more steals:

14 vs. South Carolina (1-9-13)

Had 15 or more steals:

15 vs. Florida Gulf Coast (12-19-13)

Had 17 or more steals:

17 vs. Florida Atlantic (11-13-12)

Had 20 or more steals:

20 vs. Nicholls State (11-17-01)

Had 1 steal or less:

1 vs. Vanderbilt (3-11-11)

1 FRED THOMAS



Senior | Guard

6-5 | 210

Jackson, MS

Jim Hill HS

Season Highs

Points: 10, Eastern Washington, 11-13-15
FGM: 3, twice, last vs. Southern, 11-16-15
FGA: 6, twice, last vs. Southern, 11-16-15
3FGM: 3, Southern, 11-16-15
3FGA: 6, Southern, 11-16-15
FTM: 4, Eastern Washington, 11-13-15
FTA: 4, Eastern Washington, 11-13-15
Rebounds: 7, Southern, 11-16-15
Assists: 1, 4x, last vs. Missouri St., 11-22-15
Blocks: 1, Eastern Washington, 11-13-15
Steals: 1, Southern, 11-16-15
Minutes: 35, Eastern Washington, 11-13-15

Career Highs

Points: 21, South Carolina, 3-13-13
FGM: 7, twice, last vs. Missouri, 3-1-14
FGA: 15, Marquette, 11-20-12
3FGM: 4, 10x, last vs. Tennessee, 2-3-15
3FGA: 10, twice, last vs. Providence, 12-1-12
FTM: 8, Florida, 1-26-13
FTA: 9, twice, last vs. Utah State, 11-22-14
Rebounds: 9, Oregon State, 12-13-14
Assists: 4, twice, last vs. USC, 3-6-13
Blocks: 3, four times, last vs. Auburn, 1-22-14
Steals: 7, Florida, 1-26-13
Minutes: 41, Texas A&M, 1-18-14

2015-16 Game-By-Game

| Opponent | MIN | FG | Pct. | 3FG | Pct. | FT | Pct. | O-D-R | PF | A | TO | B | S | PTS |
|----------------------------|-----|-----|------|-----|------|-----|-------|-------|----|---|----|---|---|-----|
| N13 Eastern Washington | 35 | 3-6 | .500 | 0-2 | .000 | 4-4 | 1.000 | 2-3-5 | 0 | 1 | 0 | 1 | 0 | 10 |
| N16 Southern University | 32 | 3-6 | .500 | 3-6 | .500 | 0-0 | .000 | 0-7-7 | 1 | 1 | 2 | 0 | 1 | 9 |
| N19 Miami | 27 | 0-5 | .000 | 0-4 | .000 | 0-0 | .000 | 0-4-4 | 4 | 0 | 1 | 0 | 0 | 0 |
| N20 Texas Tech | 9 | 1-4 | .250 | 0-2 | .000 | 0-0 | .000 | 0-0-0 | 0 | 1 | 2 | 0 | 0 | 2 |
| N22 Missouri State | 14 | 0-0 | .000 | 0-0 | .000 | 1-2 | .500 | 0-2-2 | 2 | 1 | 1 | 0 | 0 | 1 |
| N28 UT Martin | | | | | | | | | | | | | | |
| D2 Texas Southern | | | | | | | | | | | | | | |
| D12 UMKC | | | | | | | | | | | | | | |
| D16 Florida State | | | | | | | | | | | | | | |
| D19 Tulane | | | | | | | | | | | | | | |
| D23 Northern Colorado | | | | | | | | | | | | | | |
| D31 North Carolina Central | | | | | | | | | | | | | | |
| J6 Texas A&M | | | | | | | | | | | | | | |
| J9 Arkansas | | | | | | | | | | | | | | |
| J12 Kentucky | | | | | | | | | | | | | | |
| J16 Tennessee | | | | | | | | | | | | | | |
| J19 Florida | | | | | | | | | | | | | | |
| J23 Ole Miss | | | | | | | | | | | | | | |
| J26 South Carolina | | | | | | | | | | | | | | |
| J30 Missouri | | | | | | | | | | | | | | |
| F2 Alabama | | | | | | | | | | | | | | |
| F6 LSU | | | | | | | | | | | | | | |
| F9 Arkansas | | | | | | | | | | | | | | |
| F13 Georgia | | | | | | | | | | | | | | |
| F16 Vanderbilt | | | | | | | | | | | | | | |
| F20 Alabama | | | | | | | | | | | | | | |
| F24 Texas A&M | | | | | | | | | | | | | | |
| F27 South Carolina | | | | | | | | | | | | | | |
| M2 Ole Miss | | | | | | | | | | | | | | |
| M5 Auburn | | | | | | | | | | | | | | |
| M9 SEC Tournament | | | | | | | | | | | | | | |

Thomas' Notes . . .

- ✓ 10 points in season opener vs. EWU.
- ✓ Tallied 9 points, 7 rebounds vs. SU.

CAREER STATS FOR FRED THOMAS

| Year | GP-GS | Min/Avg | FG-FGA | Pct | 3FM-3GA | Pct | FT-FTA | Pct | Rebs | PF-D | Ast | TO | Blk | Stl | Pts/Avg |
|---------|-------|-----------|---------|------|---------|------|---------|------|---------|-------|-----|-----|-----|-----|---------|
| 2012-13 | 32-19 | 917/28.7 | 103-314 | .328 | 41-172 | .238 | 62-78 | .195 | 112-3.5 | 45-1 | 43 | 49 | 27 | 56 | 309/9.7 |
| 2013-14 | 31-23 | 927/29.9 | 99-259 | .382 | 46-144 | .319 | 45-72 | .625 | 91-2.9 | 56-0 | 44 | 40 | 23 | 31 | 289/9.3 |
| 2014-15 | 31-16 | 757/24.4 | 84-223 | .377 | 47-137 | .343 | 67-85 | .788 | 111-3.6 | 58-0 | 25 | 47 | 15 | 23 | 282/9.1 |
| 2015-16 | 5-3 | 117/23.4 | 7-21 | .333 | 3-14 | .214 | 5-6 | .833 | 18-3.6 | 7-0 | 4 | 6 | 1 | 1 | 22/4.4 |
| TOTAL | 99-61 | 2718/27.5 | 293-817 | .359 | 137-467 | .293 | 179-241 | .743 | 332-3.4 | 166-1 | 116 | 142 | 66 | 111 | 902/9.1 |

2 DEMETRIUS HOUSTON



Sophomore | Forward

6-7 | 201

Montgomery, AL

G.W. Carver HS

Season Highs

Points: 2, Eastern Washington, 11-13-15
FGM: 1, Eastern Washington, 11-13-15
FGA: 1, Eastern Washington, 11-13-15
3FGM: ---
3FGA: ---
FTM: ---
FTA: ---
Rebounds: ---
Assists: ---
Blocks: ---
Steals: ---
Minutes: 6, Eastern Washington, 11-13-15

Career Highs

Points: 9, twice, last vs. Missouri 3-7-15
FGM: 3, 5x, last vs. Missouri, 3-7-15
FGA: 7, Kentucky, 2-25-15
3FGM: 1, 4x, last vs. Florida, 1-10-15
3FGA: 3, Utah State, 11-22-14
FTM: 1, Missouri, 3-7-15
FTA: 8, Tennessee, 1-7-15
Rebounds: 7, twice, last vs. MVSU, 11-17-14
Assists: 2, Kentucky, 2-25-15
Blocks: 1, 6x, last vs. Arkansas, 2-21-15
Steals: 3, twice, last vs. Tennessee, 2-3-15
Minutes: 22, Western Carolina 11-14-14

2015-16 Game-By-Game

| Opponent | MIN | FG | Pct. | 3FG | Pct. | FT | Pct. | O-D-R | PF | A | TO | B | S | PTS |
|----------------------------|-------|-----|-------|-----|------|-----|------|-------|----|---|----|---|---|-----|
| N13 Eastern Washington | 6 | 1-1 | 1.000 | --- | --- | --- | --- | 0-0-0 | 0 | 0 | 0 | 0 | 0 | 2 |
| N16 Southern University | -DNP- | | | | | | | | | | | | | |
| N19 Miami | -DNP- | | | | | | | | | | | | | |
| N20 Texas Tech | -DNP- | | | | | | | | | | | | | |
| N22 Missouri State | -DNP- | | | | | | | | | | | | | |
| N28 UT Martin | | | | | | | | | | | | | | |
| D2 Texas Southern | | | | | | | | | | | | | | |
| D12 UMKC | | | | | | | | | | | | | | |
| D16 Florida State | | | | | | | | | | | | | | |
| D19 Tulane | | | | | | | | | | | | | | |
| D23 Northern Colorado | | | | | | | | | | | | | | |
| D31 North Carolina Central | | | | | | | | | | | | | | |
| J6 Texas A&M | | | | | | | | | | | | | | |
| J9 Arkansas | | | | | | | | | | | | | | |
| J12 Kentucky | | | | | | | | | | | | | | |
| J16 Tennessee | | | | | | | | | | | | | | |
| J19 Florida | | | | | | | | | | | | | | |
| J23 Ole Miss | | | | | | | | | | | | | | |
| J26 South Carolina | | | | | | | | | | | | | | |
| J30 Missouri | | | | | | | | | | | | | | |
| F2 Alabama | | | | | | | | | | | | | | |
| F6 LSU | | | | | | | | | | | | | | |
| F9 Arkansas | | | | | | | | | | | | | | |
| F13 Georgia | | | | | | | | | | | | | | |
| F16 Vanderbilt | | | | | | | | | | | | | | |
| F20 Alabama | | | | | | | | | | | | | | |
| F24 Texas A&M | | | | | | | | | | | | | | |
| F27 South Carolina | | | | | | | | | | | | | | |
| M2 Ole Miss | | | | | | | | | | | | | | |
| M5 Auburn | | | | | | | | | | | | | | |
| M9 SEC Tournament | | | | | | | | | | | | | | |

Houston's Notes . . .

✓ 2 points in 6 minutes vs. EWU.

CAREER STATS FOR DEMETRIUS HOUSTON

| Year | GP-GS | Min/Avg | FG-FGA | Pct | 3FM-3GA | Pct | FT-FTA | Pct | Rebs | PF-D | Ast | TO | Blk | Stl | Pts/Avg |
|---------|-------|----------|--------|-------|---------|------|--------|------|--------|------|-----|----|-----|-----|---------|
| 2014-15 | 29-0 | 378/13.0 | 31-102 | .304 | 3-13 | .231 | 24-45 | .533 | 66-2.3 | 42-0 | 11 | 35 | 5 | 15 | 89/3.1 |
| 2015-16 | 1-0 | 6/6.0 | 1-1 | 1.000 | 0-0 | .000 | 0-0 | .000 | 0-0.0 | 0-0 | 0 | 0 | 0 | 0 | 2/2.0 |
| TOTALS | 30-0 | 384/12.8 | 32-103 | .311 | 3-13 | .231 | 24-45 | .533 | 66-2.2 | 42-0 | 11 | 35 | 5 | 15 | 91/3.0 |

4 JOHNNY ZUPPARDO



Senior | Forward

6-8 | 226

Bay St. Louis, MS

Jones Junior College

Season Highs

Points: 6, 3x, last vs. Miami, 11-19-15
FGM: 3, Eastern Washington, 11-13-15
FGA: 6, Southern, 11-16-15
3FGM: 2, vs. Miami, 11-19-15
3FGA: 3, Southern, 11-16-15
FTM: 1, Southern, 11-16-15
FTA: 2, Southern, 11-16-15
Rebounds: 8, Eastern Washington, 11-13-15
Assists: 1, 2x, vs. Missouri St., 11-22-15
Blocks: 1, twice, last vs. Miami, 11-19-15
Steals: 2, vs. Missouri St., 11-22-15
Minutes: 18, vs. Missouri St., 11-22-15

Zuppardo's Notes . . .

- ✓ Had 6 points, 8 rebounds in MSU debut.
- ✓ Had 6 points vs. Southern, including hitting his first three-pointer of the year.
- ✓ Totaled six points off 2-2 shooting from three-point range vs. Miami (FL)
- ✓ In a season-high 18 minutes, scored 2 points, grabbed 4 rebounds and had 2 steals

2015-16 Game-By-Game

| Opponent | MIN | FG | Pct. | 3FG | Pct. | FT | Pct. | O-D-R | PF | A | TO | B | S | PTS |
|----------------------------|-----|-----|-------|-----|-------|-----|------|-------|----|---|----|---|---|-----|
| N13 Eastern Washington | 15 | 3-3 | 1.000 | 0-0 | .000 | 0-0 | .000 | 2-6-8 | 3 | 1 | 0 | 0 | 0 | 6 |
| N16 Southern University | 9 | 2-6 | .333 | 1-3 | .333 | 1-2 | .500 | 3-2-5 | 1 | 0 | 1 | 1 | 0 | 6 |
| N19 Miami | 9 | 2-3 | .667 | 2-2 | 1.000 | 0-0 | .000 | 0-1-1 | 3 | 0 | 0 | 1 | 0 | 6 |
| N20 Texas Tech | 12 | 2-3 | .667 | 1-1 | 1.000 | 0-0 | .000 | 1-0-1 | 2 | 0 | 2 | 0 | 0 | 5 |
| N22 Missouri State | 18 | 1-5 | .200 | 0-1 | .000 | 0-0 | .000 | 0-4-4 | 1 | 1 | 0 | 0 | 2 | 2 |
| N28 UT Martin | | | | | | | | | | | | | | |
| D2 Texas Southern | | | | | | | | | | | | | | |
| D12 UMKC | | | | | | | | | | | | | | |
| D16 Florida State | | | | | | | | | | | | | | |
| D19 Tulane | | | | | | | | | | | | | | |
| D23 Northern Colorado | | | | | | | | | | | | | | |
| D31 North Carolina Central | | | | | | | | | | | | | | |
| J6 Texas A&M | | | | | | | | | | | | | | |
| J9 Arkansas | | | | | | | | | | | | | | |
| J12 Kentucky | | | | | | | | | | | | | | |
| J16 Tennessee | | | | | | | | | | | | | | |
| J19 Florida | | | | | | | | | | | | | | |
| J23 Ole Miss | | | | | | | | | | | | | | |
| J26 South Carolina | | | | | | | | | | | | | | |
| J30 Missouri | | | | | | | | | | | | | | |
| F2 Alabama | | | | | | | | | | | | | | |
| F6 LSU | | | | | | | | | | | | | | |
| F9 Arkansas | | | | | | | | | | | | | | |
| F13 Georgia | | | | | | | | | | | | | | |
| F16 Vanderbilt | | | | | | | | | | | | | | |
| F20 Alabama | | | | | | | | | | | | | | |
| F24 Texas A&M | | | | | | | | | | | | | | |
| F27 South Carolina | | | | | | | | | | | | | | |
| M2 Ole Miss | | | | | | | | | | | | | | |
| M5 Auburn | | | | | | | | | | | | | | |
| M9 SEC Tournament | | | | | | | | | | | | | | |

CAREER STATS FOR JOHNNY ZUPPARDO

| Year | GP-GS | Min/Avg | FG-FGA | Pct | 3FM-3GA | Pct | FT-FTA | Pct | Rebs | PF-D | Ast | TO | Blk | Stl | Pts/Avg |
|---------|-------|---------|--------|------|---------|------|--------|------|--------|------|-----|----|-----|-----|---------|
| 2015-16 | 5-0 | 63/12.6 | 10-20 | .500 | 4-7 | .571 | 1-2 | .500 | 19-3.8 | 10-0 | 2 | 3 | 2 | 2 | 25/5.0 |

5 JOE STRUGG



Freshman | Forward

6-9 | 192

Montgomery, AL

G.W. Carver HS

Season Highs

Points:
FGM:
FGA:
3FGM:
3FGA:
FTM:
FTA:
Rebounds:
Assists:
Blocks:
Steals:
Minutes:

Strugg's Notes . . .

✓ Missed all of preseason with a foot injury.

2015-16 Game-By-Game

| Opponent | MIN | FG | Pct. | 3FG | Pct. | FT | Pct. | O-D-R | PF | A | TO | B | S | PTS |
|----------------------------|-------|----|------|-----|------|----|------|-------|----|---|----|---|---|-----|
| N13 Eastern Washington | -DNP- | | | | | | | | | | | | | |
| N16 Southern University | -DNP- | | | | | | | | | | | | | |
| N19 Miami | -DNP- | | | | | | | | | | | | | |
| N20 Texas Tech | -DNP- | | | | | | | | | | | | | |
| N22 Missouri State | -DNP- | | | | | | | | | | | | | |
| N28 UT Martin | | | | | | | | | | | | | | |
| D2 Texas Southern | | | | | | | | | | | | | | |
| D12 UMKC | | | | | | | | | | | | | | |
| D16 Florida State | | | | | | | | | | | | | | |
| D19 Tulane | | | | | | | | | | | | | | |
| D23 Northern Colorado | | | | | | | | | | | | | | |
| D31 North Carolina Central | | | | | | | | | | | | | | |
| J6 Texas A&M | | | | | | | | | | | | | | |
| J9 Arkansas | | | | | | | | | | | | | | |
| J12 Kentucky | | | | | | | | | | | | | | |
| J16 Tennessee | | | | | | | | | | | | | | |
| J19 Florida | | | | | | | | | | | | | | |
| J23 Ole Miss | | | | | | | | | | | | | | |
| J26 South Carolina | | | | | | | | | | | | | | |
| J30 Missouri | | | | | | | | | | | | | | |
| F2 Alabama | | | | | | | | | | | | | | |
| F6 LSU | | | | | | | | | | | | | | |
| F9 Arkansas | | | | | | | | | | | | | | |
| F13 Georgia | | | | | | | | | | | | | | |
| F16 Vanderbilt | | | | | | | | | | | | | | |
| F20 Alabama | | | | | | | | | | | | | | |
| F24 Texas A&M | | | | | | | | | | | | | | |
| F27 South Carolina | | | | | | | | | | | | | | |
| M2 Ole Miss | | | | | | | | | | | | | | |
| M5 Auburn | | | | | | | | | | | | | | |
| M9 SEC Tournament | | | | | | | | | | | | | | |

CAREER STATS For JOE STRUGG

| Year | GP-GS | Min/Avg | FG-FGA | Pct | 3FM-3GA | Pct | FT-FTA | Pct | Rebs | PF-D | Ast | TO | Blk | Stl | Pts/Avg |
|---------|-------|---------|--------|-----|---------|-----|--------|-----|------|------|-----|----|-----|-----|---------|
| 2015-16 | | | | | | | | | | | | | | | |

10 CARTER HOLMES



Sophomore | Guard

6-0 | 185

Jackson, MS

Jackson Academy

Season Highs

Points: ---
 FGM: ---
 FGA: ---
 3FGM: ---
 3FGA: ---
 FTM: ---
 FTA: ---
 Rebounds: ---
 Assists: ---
 Blocks: ---
 Steals: ---
 Minutes: 1, Eastern Washington, 11-13-15

Holmes' Notes . . .

✓ Made his debut against EWU.

2015-16 Game-By-Game

| Opponent | MIN | FG | Pct. | 3FG | Pct. | FT | Pct. | O-D-R | PF | A | TO | B | S | PTS |
|----------------------------|-------|-----|------|-----|------|-----|------|-------|----|---|----|---|---|-----|
| N13 Eastern Washington | 1 | 0-0 | .000 | 0-0 | .000 | 0-0 | .000 | 0-0-0 | 0 | 0 | 0 | 0 | 0 | 0 |
| N16 Southern University | -DNP- | | | | | | | | | | | | | |
| N19 Miami | -DNP- | | | | | | | | | | | | | |
| N20 Texas Tech | -DNP- | | | | | | | | | | | | | |
| N22 Missouri State | -DNP- | | | | | | | | | | | | | |
| N28 UT Martin | | | | | | | | | | | | | | |
| D2 Texas Southern | | | | | | | | | | | | | | |
| D12 UMKC | | | | | | | | | | | | | | |
| D16 Florida State | | | | | | | | | | | | | | |
| D19 Tulane | | | | | | | | | | | | | | |
| D23 Northern Colorado | | | | | | | | | | | | | | |
| D31 North Carolina Central | | | | | | | | | | | | | | |
| J6 Texas A&M | | | | | | | | | | | | | | |
| J9 Arkansas | | | | | | | | | | | | | | |
| J12 Kentucky | | | | | | | | | | | | | | |
| J16 Tennessee | | | | | | | | | | | | | | |
| J19 Florida | | | | | | | | | | | | | | |
| J23 Ole Miss | | | | | | | | | | | | | | |
| J26 South Carolina | | | | | | | | | | | | | | |
| J30 Missouri | | | | | | | | | | | | | | |
| F2 Alabama | | | | | | | | | | | | | | |
| F6 LSU | | | | | | | | | | | | | | |
| F9 Arkansas | | | | | | | | | | | | | | |
| F13 Georgia | | | | | | | | | | | | | | |
| F16 Vanderbilt | | | | | | | | | | | | | | |
| F20 Alabama | | | | | | | | | | | | | | |
| F24 Texas A&M | | | | | | | | | | | | | | |
| F27 South Carolina | | | | | | | | | | | | | | |
| M2 Ole Miss | | | | | | | | | | | | | | |
| M5 Auburn | | | | | | | | | | | | | | |
| M9 SEC Tournament | | | | | | | | | | | | | | |

CAREER STATS FOR CARTER HOLMES

| Year | GP-GS | Min/Avg | FG-FGA | Pct | 3FM-3GA | Pct | FT-FTA | Pct | Rebs | PF-D | Asst | TO | Blk | Stl | Pts/Avg |
|---------|-------|---------|--------|------|---------|------|--------|------|-------|------|------|----|-----|-----|---------|
| 2015-16 | 1-0 | 1/1.0 | 0-0 | .000 | 0-0 | .000 | 0-0 | .000 | 0-0.0 | 0-0 | 0 | 0 | 0 | 0 | 0/0.0 |

11 QUINNDARY WEATHERSPOON



Freshman | Guard

6-4 | 202

Canton, MS

Velma Jackson HS

Season Highs

Points: 12, Eastern Washington, 11-13-15
FGM: 5, Eastern Washington, 11-13-15
FGA: 8, Eastern Washington, 11-13-15
3FGM: 2, Eastern Washington, 11-13-15
3FGA: 4, vs. Texas Tech, 11-20-15
FTM: 3, vs. Texas Tech, 11-20-15
FTA: 3, twice, Last vs. Texas Tech, 11-20-15
Rebounds: 5, vs. Texas Tech, 11-20-15
Assists: 2, vs. Miami, 11-19-15
Blocks: 1, 3x, last vs. Texas Tech, 11-20-15
Steals: 1, twice, last vs. Miami, 11-19-15
Minutes: 23, Eastern Washington, 11-13-15

Weatherspoon's Notes . . .

- ✓ 12 points and 2 rebounds in MSU debut.
- ✓ Tallied 4 points against Southern, including his first collegiate free throws.
- ✓ Earned 4 points, 3 rebounds, a block and a steal against Miami.
- ✓ Set a season high with 5 rebounds and tacked on 10 points vs. Texas Tech.
- ✓ Had 6 points on 3 of 5 shooting against Missouri State.

2015-16 Game-By-Game

| Opponent | MIN | FG | Pct. | 3FG | Pct. | FT | Pct. | O-D-R | PF | A | TO | B | S | PTS |
|----------------------------|-----|-----|------|-----|------|-----|-------|-------|----|---|----|---|---|-----|
| N13 Eastern Washington | 23 | 5-8 | .625 | 2-3 | .667 | 0-0 | .000 | 0-2-2 | 4 | 1 | 2 | 1 | 0 | 12 |
| N16 Southern University | 17 | 1-4 | .250 | 0-1 | .000 | 2-3 | .667 | 0-3-3 | 2 | 0 | 1 | 0 | 1 | 4 |
| N19 Miami | 16 | 2-6 | .333 | 0-1 | .000 | 0-0 | .000 | 1-2-3 | 4 | 2 | 0 | 1 | 1 | 4 |
| N20 Texas Tech | 18 | 3-6 | .500 | 1-4 | .250 | 3-3 | 1.000 | 1-4-5 | 2 | 0 | 0 | 1 | 0 | 10 |
| N22 Missouri State | 20 | 3-5 | .600 | 0-2 | .000 | 0-0 | .000 | 0-1-1 | 2 | 1 | 2 | 0 | 0 | 6 |
| N28 UT Martin | | | | | | | | | | | | | | |
| D2 Texas Southern | | | | | | | | | | | | | | |
| D12 UMKC | | | | | | | | | | | | | | |
| D16 Florida State | | | | | | | | | | | | | | |
| D19 Tulane | | | | | | | | | | | | | | |
| D23 Northern Colorado | | | | | | | | | | | | | | |
| D31 North Carolina Central | | | | | | | | | | | | | | |
| J6 Texas A&M | | | | | | | | | | | | | | |
| J9 Arkansas | | | | | | | | | | | | | | |
| J12 Kentucky | | | | | | | | | | | | | | |
| J16 Tennessee | | | | | | | | | | | | | | |
| J19 Florida | | | | | | | | | | | | | | |
| J23 Ole Miss | | | | | | | | | | | | | | |
| J26 South Carolina | | | | | | | | | | | | | | |
| J30 Missouri | | | | | | | | | | | | | | |
| F2 Alabama | | | | | | | | | | | | | | |
| F6 LSU | | | | | | | | | | | | | | |
| F9 Arkansas | | | | | | | | | | | | | | |
| F13 Georgia | | | | | | | | | | | | | | |
| F16 Vanderbilt | | | | | | | | | | | | | | |
| F20 Alabama | | | | | | | | | | | | | | |
| F24 Texas A&M | | | | | | | | | | | | | | |
| F27 South Carolina | | | | | | | | | | | | | | |
| M2 Ole Miss | | | | | | | | | | | | | | |
| M5 Auburn | | | | | | | | | | | | | | |
| M9 SEC Tournament | | | | | | | | | | | | | | |

CAREER STATS FOR QUINNDARY WEATHERSPOON

| Year | GP-GS | Min/Avg | FG-FGA | Pct | 3FM-3GA | Pct | FT-FTA | Pct | Rebs | PF-D | Ast | TO | Blk | Stl | Pts/Avg |
|---------|-------|---------|--------|------|---------|------|--------|------|--------|------|-----|----|-----|-----|---------|
| 2015-16 | 5-0 | 94/18.8 | 14-29 | .483 | 3-11 | .273 | 5-6 | .833 | 14-2.8 | 14-0 | 4 | 5 | 3 | 2 | 36/7.2 |

14 MALIK NEWMAN



Freshman | Guard

6-3 | 190

Jackson, MS

Callaway HS

Season Highs

Points: 17, vs. Texas Tech, 11-20-15
FGM: 6, vs. Texas Tech, 11-20-15
FGA: 17, vs. Texas Tech, 11-20-15
3FGM: 4, vs. Miami, 11-19-15
3FGA: 9, vs. Texas Tech, 11-20-15
FTM: 3, vs. Texas Tech, 11-20-15
FTA: 6, Southern, 11-16-15
Rebounds: 5, vs. Texas Tech, 11-20-15
Assists: 4, vs. Texas Tech, 11-20-15
Blocks: ---
Steals: 1, vs. Texas Tech, 11-20-15
Minutes: 31, vs. Texas Tech, 11-20-15

Newman's Notes . . .

- ✓ Preseason second-team All-SEC selection by both the league coaches and writers.
- ✓ DNP vs. Eastern Washington due to turf toe.
- ✓ Made his debut against Southern, scoring 6 points along with 3 assists.
- ✓ Scored 15 points against Miami, including going 4-8 from long distance.
- ✓ Made his first-career start vs. Texas Tech, tallying 17 points, 5 rebounds and 4 assists.
- ✓ Scored 14 points on 5 of 10 shooting in a win against Missouri State.

2015-16 Game-By-Game

| Opponent | MIN | FG | Pct. | 3FG | Pct. | FT | Pct. | O-D-R | PF | A | TO | B | S | PTS |
|----------------------------|-------|------|------|-----|------|-----|-------|-------|----|---|----|---|---|-----|
| N13 Eastern Washington | -DNP- | | | | | | | | | | | | | |
| N16 Southern University | 17 | 2-8 | .250 | 1-5 | .200 | 1-6 | .167 | 0-2-2 | 0 | 3 | 4 | 0 | 0 | 6 |
| N19 Miami | 27 | 5-10 | .500 | 4-8 | .500 | 1-2 | .500 | 0-3-3 | 3 | 1 | 3 | 0 | 0 | 15 |
| N20 Texas Tech | 31 | 6-17 | .353 | 2-9 | .222 | 3-3 | 1.000 | 2-3-5 | 4 | 4 | 3 | 0 | 1 | 17 |
| N22 Missouri State | 26 | 5-10 | .500 | 2-6 | .333 | 2-2 | 1.000 | 0-1-1 | 4 | 1 | 1 | 0 | 0 | 14 |
| N28 UT Martin | | | | | | | | | | | | | | |
| D2 Texas Southern | | | | | | | | | | | | | | |
| D12 UMKC | | | | | | | | | | | | | | |
| D16 Florida State | | | | | | | | | | | | | | |
| D19 Tulane | | | | | | | | | | | | | | |
| D23 Northern Colorado | | | | | | | | | | | | | | |
| D31 North Carolina Central | | | | | | | | | | | | | | |
| J6 Texas A&M | | | | | | | | | | | | | | |
| J9 Arkansas | | | | | | | | | | | | | | |
| J12 Kentucky | | | | | | | | | | | | | | |
| J16 Tennessee | | | | | | | | | | | | | | |
| J19 Florida | | | | | | | | | | | | | | |
| J23 Ole Miss | | | | | | | | | | | | | | |
| J26 South Carolina | | | | | | | | | | | | | | |
| J30 Missouri | | | | | | | | | | | | | | |
| F2 Alabama | | | | | | | | | | | | | | |
| F6 LSU | | | | | | | | | | | | | | |
| F9 Arkansas | | | | | | | | | | | | | | |
| F13 Georgia | | | | | | | | | | | | | | |
| F16 Vanderbilt | | | | | | | | | | | | | | |
| F20 Alabama | | | | | | | | | | | | | | |
| F24 Texas A&M | | | | | | | | | | | | | | |
| F27 South Carolina | | | | | | | | | | | | | | |
| M2 Ole Miss | | | | | | | | | | | | | | |
| M5 Auburn | | | | | | | | | | | | | | |
| M9 SEC Tournament | | | | | | | | | | | | | | |

CAREER STATS FOR MALIK NEWMAN

| Year | GP-GS | Min/Avg | FG-FGA | Pct | 3FM-3GA | Pct | FT-FTA | Pct | Rebs | PF-D | Asst | TO | Blk | Stl | Pts/Avg |
|---------|-------|----------|--------|------|---------|------|--------|------|--------|------|------|----|-----|-----|---------|
| 2015-16 | 4-2 | 101/25.3 | 18-45 | .400 | 9-28 | .321 | 7-13 | .538 | 11-2.8 | 11-0 | 9 | 11 | 0 | 1 | 52/13.0 |

15 I.J. READY



Junior | Guard

5-11 | 170

North Little Rock, AR

Parkview Magnet HS

Season Highs

Points: 25, Eastern Washington, 11-13-15
FGM: 8, Eastern Washington, 11-13-15
FGA: 16, Eastern Washington, 11-13-15
3FGM: 3, vs. Texas Tech, 11-20-15
3FGA: 6, vs. Texas Tech, 11-20-15
FTM: 8, Eastern Washington, 11-13-15
FTA: 9, Eastern Washington, 11-13-15
Rebounds: 6, vs. Texas Tech, 11-20-15
Assists: 11, vs. Missouri St., 11-22-15
Blocks: ---
Steals: 2, twice, last vs. Missouri St., 11-22-15
Minutes: 35, Eastern Washington, 11-13-15

Career Highs

Points: 25, Eastern Washington, 11-13-15
FGM: 8, Eastern Washington, 11-13-15
FGA: 16, 2x, last vs. E. Washington, 11-13-15
3FGM: 4, Georgia, 1-24-15
3FGA: 7, 6x, last vs. Auburn, 3-11-15
FTM: 8, Eastern Washington, 11-13-15
FTA: 9, Eastern Washington, 11-13-15
Rebounds: 8, twice, last vs. Auburn, 1-21-15
Assists: 11, vs. Missouri St., 11-22-15
Blocks: --
Steals: 5, Florida Gulf Coast, 12-19-13
Minutes: 35, 2x, last vs. E. Washington, 11-13-15

2015-16 Game-By-Game

| Opponent | MIN | FG | Pct. | 3FG | Pct. | FT | Pct. | O-D-R | PF | A | TO | B | S | PTS |
|----------------------------|-----|------|------|-----|------|-----|-------|-------|----|----|----|---|---|-----|
| N13 Eastern Washington | 35 | 8-16 | .500 | 1-5 | .200 | 8-9 | .889 | 0-2-2 | 2 | 6 | 5 | 0 | 1 | 25 |
| N16 Southern University | 32 | 3-13 | .231 | 1-5 | .200 | 2-2 | 1.000 | 0-3-3 | 0 | 5 | 0 | 0 | 1 | 9 |
| N19 Miami | 26 | 3-8 | .375 | 1-3 | .333 | 2-4 | .500 | 1-0-1 | 3 | 4 | 5 | 0 | 1 | 9 |
| N20 Texas Tech | 33 | 4-9 | .444 | 3-6 | .500 | 0-0 | .000 | 1-5-6 | 3 | 3 | 1 | 0 | 2 | 11 |
| N22 Missouri State | 30 | 5-9 | .556 | 1-4 | .250 | 2-2 | 1.000 | 0-3-3 | 1 | 11 | 2 | 0 | 2 | 13 |
| N28 UT Martin | | | | | | | | | | | | | | |
| D2 Texas Southern | | | | | | | | | | | | | | |
| D12 UMKC | | | | | | | | | | | | | | |
| D16 Florida State | | | | | | | | | | | | | | |
| D19 Tulane | | | | | | | | | | | | | | |
| D23 Northern Colorado | | | | | | | | | | | | | | |
| D31 North Carolina Central | | | | | | | | | | | | | | |
| J6 Texas A&M | | | | | | | | | | | | | | |
| J9 Arkansas | | | | | | | | | | | | | | |
| J12 Kentucky | | | | | | | | | | | | | | |
| J16 Tennessee | | | | | | | | | | | | | | |
| J19 Florida | | | | | | | | | | | | | | |
| J23 Ole Miss | | | | | | | | | | | | | | |
| J26 South Carolina | | | | | | | | | | | | | | |
| J30 Missouri | | | | | | | | | | | | | | |
| F2 Alabama | | | | | | | | | | | | | | |
| F6 LSU | | | | | | | | | | | | | | |
| F9 Arkansas | | | | | | | | | | | | | | |
| F13 Georgia | | | | | | | | | | | | | | |
| F16 Vanderbilt | | | | | | | | | | | | | | |
| F20 Alabama | | | | | | | | | | | | | | |
| F24 Texas A&M | | | | | | | | | | | | | | |
| F27 South Carolina | | | | | | | | | | | | | | |
| M2 Ole Miss | | | | | | | | | | | | | | |
| M5 Auburn | | | | | | | | | | | | | | |
| M9 SEC Tournament | | | | | | | | | | | | | | |

Ready's Notes . . .

✓ Career-high 25 points vs. EWU in opener en route to collecting 400th-career point.

✓ 9 points, 5 assists vs. Southern.

✓ Tallied 9 points, 4 assists and a steal against Miami in the opener in the Puerto Rico Tip-Off.

✓ Earned 11 points against Texas Tech, with 9 of those coming from three-point range.

✓ Set a career high with 11 assists and tacked on 13 points in a win against Missouri State.

CAREER STATS FOR I.J. READY

| Year | GP-GS | Min/Avg | FG-FGA | Pct | 3FM-3GA | Pct | FT-FTA | Pct | Rebs | PF-D | Asst | TO | Blk | Stl | Pts/Avg |
|---------|-------|-----------|---------|------|---------|------|--------|------|---------|------|------|----|-----|-----|---------|
| 2013-14 | 26-21 | 626/24.1 | 59-159 | .371 | 17-48 | .354 | 18-21 | .857 | 55-2.1 | 31-1 | 69 | 41 | 0 | 32 | 153/5.9 |
| 2014-15 | 29-21 | 744/25.7 | 87-218 | .399 | 28-95 | .295 | 37-42 | .881 | 57-2.0 | 46-0 | 71 | 41 | 0 | 37 | 239/8.2 |
| 2015-16 | 5-5 | 156/31.2 | 23-55 | .418 | 7-23 | .304 | 14-17 | .824 | 15-3.0 | 9-0 | 29 | 13 | 0 | 7 | 67/13.4 |
| Totals | 60-47 | 1526/25.4 | 169-432 | .391 | 52-166 | .313 | 69-80 | .863 | 127-2.1 | 86-1 | 169 | 95 | 0 | 76 | 459/7.7 |

20 GAVIN WARE



Senior | Forward

6-9 | 260

Starkville, MS

Starkville HS

Season Highs

Points: 26, Eastern Washington, 11-13-15
FGM: 12, vs. Missouri St., 11-22-15
FGA: 16, vs. Missouri St., 11-22-15
3FGM: ---
3FGA: ---
FTM: 4, Eastern Washington, 11-13-15
FTA: 7, Eastern Washington, 11-13-15
Rebounds: 13, Eastern Washington, 11-13-15
Assists: 1, 3x, last vs. Missouri St., 11-22-15
Blocks: 3, Eastern Washington, 11-13-15
Steals: 1, 3x, last vs. Missouri St., 11-22-15
Minutes: 35, vs. Texas Tech, 11-20-15

Career Highs

Points: 26, Eastern Washington, 11-13-15
FGM: 12, vs. Missouri St., 11-22-15
FGA: 16, vs. Missouri St., 11-22-15
3FGM: --
3FGA: --
FTM: 8, Kentucky, 2-8-14
FTA: 11, MVSU, 11-19-13
Rebounds: 17, Auburn, 1-21-15
Assists: 2, Arkansas, 1-23-13
Blocks: 5, Loyola, 12-15-12
Steals: 3, Kennesaw State, 11-14-13
Minutes: 36, Texas A&M, 1-30-13

2015-16 Game-By-Game

| Opponent | MIN | FG | Pct. | 3FG | Pct. | FT | Pct. | O-D-R | PF | A | TO | B | S | PTS |
|----------------------------|-----|-------|------|-----|------|-----|------|--------|----|---|----|---|---|-----|
| N13 Eastern Washington | 30 | 11-14 | .786 | 0-0 | .000 | 4-7 | .571 | 6-7-13 | 2 | 0 | 2 | 3 | 1 | 26 |
| N16 Southern University | 29 | 5-9 | .556 | 0-0 | .000 | 3-4 | .750 | 3-1-4 | 5 | 0 | 2 | 0 | 1 | 13 |
| N19 Miami | 29 | 10-15 | .667 | 0-0 | .000 | 0-0 | .000 | 2-3-5 | 4 | 1 | 1 | 0 | 0 | 20 |
| N20 Texas Tech | 35 | 6-9 | .667 | 0-0 | .000 | 3-4 | .750 | 2-7-9 | 4 | 1 | 3 | 2 | 0 | 15 |
| N22 Missouri State | 28 | 12-16 | .750 | 0-0 | .000 | 1-2 | .500 | 2-1-3 | 3 | 1 | 0 | 1 | 1 | 25 |
| N28 UT Martin | | | | | | | | | | | | | | |
| D2 Texas Southern | | | | | | | | | | | | | | |
| D12 UMKC | | | | | | | | | | | | | | |
| D16 Florida State | | | | | | | | | | | | | | |
| D19 Tulane | | | | | | | | | | | | | | |
| D23 Northern Colorado | | | | | | | | | | | | | | |
| D31 North Carolina Central | | | | | | | | | | | | | | |
| J6 Texas A&M | | | | | | | | | | | | | | |
| J9 Arkansas | | | | | | | | | | | | | | |
| J12 Kentucky | | | | | | | | | | | | | | |
| J16 Tennessee | | | | | | | | | | | | | | |
| J19 Florida | | | | | | | | | | | | | | |
| J23 Ole Miss | | | | | | | | | | | | | | |
| J26 South Carolina | | | | | | | | | | | | | | |
| J30 Missouri | | | | | | | | | | | | | | |
| F2 Alabama | | | | | | | | | | | | | | |
| F6 LSU | | | | | | | | | | | | | | |
| F9 Arkansas | | | | | | | | | | | | | | |
| F13 Georgia | | | | | | | | | | | | | | |
| F16 Vanderbilt | | | | | | | | | | | | | | |
| F20 Alabama | | | | | | | | | | | | | | |
| F24 Texas A&M | | | | | | | | | | | | | | |
| F27 South Carolina | | | | | | | | | | | | | | |
| M2 Ole Miss | | | | | | | | | | | | | | |
| M5 Auburn | | | | | | | | | | | | | | |
| M9 SEC Tournament | | | | | | | | | | | | | | |

Ware's Notes . . .

✓ 14th career-double with career-high 26 points and 13 rebounds vs. EWU.

✓ 13 points, 4 rebounds vs. Southern.

✓ Earned his second 20-plus point game of the season with 20 versus Miami.

✓ Playing a season-high 35 minutes, he tallied 15 points and 9 rebounds.

✓ Had 25 points against Missouri State, becoming the 35th player in school history to have 1,000 for a career

CAREER STATS FOR GAVIN WARE

| Year | GP-GS | Min/Avg | FG-FGA | Pct | 3FM-3GA | Pct | FT-FTA | Pct | Rebs | PF-D | Ast | TO | Blk | Stl | Pts/Avg |
|---------|--------|-----------|---------|------|---------|------|---------|------|---------|-------|-----|-----|-----|-----|-----------|
| 2012-13 | 32-27 | 824/25.8 | 110-203 | .542 | 0-0 | .000 | 50-89 | .562 | 206-6.4 | 65-2 | 9 | 40 | 24 | 15 | 270/8.4 |
| 2013-14 | 33-33 | 858/26.0 | 129-222 | .581 | 0-0 | .000 | 72-111 | .649 | 236-7.2 | 82-1 | 7 | 45 | 12 | 28 | 330/10.0 |
| 2014-15 | 30-25 | 803/26.8 | 110-220 | .500 | 0-0 | .000 | 81-109 | .743 | 212-7.1 | 70-2 | 9 | 45 | 32 | 11 | 301/10.0 |
| 2015-16 | 5-5 | 151/30.2 | 44-63 | .698 | 0-0 | .000 | 11-17 | .647 | 34-6.8 | 18-1 | 3 | 8 | 6 | 3 | 99/19.8 |
| TOTALS | 100-90 | 2636/26.4 | 393-708 | .555 | 0-0 | .000 | 214-326 | .656 | 688-6.9 | 235-6 | 28 | 138 | 74 | 57 | 1000/10.0 |

21 REGGIE PATTERSON



Junior | Guard

6-4 | 168

Baldwyn, MS

Northeast Mississippi CC

Season Highs

Points: ---
 FGM: ---
 FGA: ---
 3FGM: ---
 3FGA: ---
 FTM: ---
 FTA: ---
 Rebounds: ---
 Assists: ---
 Blocks: ---
 Steals: ---
 Minutes: 1, Eastern Washington, 11-13-15

Patterson's Notes . . .

✓ Made MSU debut vs. EWU.

2015-16 Game-By-Game

| Opponent | MIN | FG | Pct. | 3FG | Pct. | FT | Pct. | O-D-R | PF | A | TO | B | S | PTS |
|----------------------------|-------|-----|------|-----|------|-----|------|-------|----|---|----|---|---|-----|
| N13 Eastern Washington | 1 | 0-0 | .000 | 0-0 | .000 | 0-0 | .000 | 0-0-0 | 1 | 0 | 0 | 0 | 0 | 0 |
| N16 Southern University | -DNP- | | | | | | | | | | | | | |
| N19 Miami | -DNP- | | | | | | | | | | | | | |
| N20 Texas Tech | -DNP- | | | | | | | | | | | | | |
| N22 Missouri State | -DNP- | | | | | | | | | | | | | |
| N28 UT Martin | | | | | | | | | | | | | | |
| D2 Texas Southern | | | | | | | | | | | | | | |
| D12 UMKC | | | | | | | | | | | | | | |
| D16 Florida State | | | | | | | | | | | | | | |
| D19 Tulane | | | | | | | | | | | | | | |
| D23 Northern Colorado | | | | | | | | | | | | | | |
| D31 North Carolina Central | | | | | | | | | | | | | | |
| J6 Texas A&M | | | | | | | | | | | | | | |
| J9 Arkansas | | | | | | | | | | | | | | |
| J12 Kentucky | | | | | | | | | | | | | | |
| J16 Tennessee | | | | | | | | | | | | | | |
| J19 Florida | | | | | | | | | | | | | | |
| J23 Ole Miss | | | | | | | | | | | | | | |
| J26 South Carolina | | | | | | | | | | | | | | |
| J30 Missouri | | | | | | | | | | | | | | |
| F2 Alabama | | | | | | | | | | | | | | |
| F6 LSU | | | | | | | | | | | | | | |
| F9 Arkansas | | | | | | | | | | | | | | |
| F13 Georgia | | | | | | | | | | | | | | |
| F16 Vanderbilt | | | | | | | | | | | | | | |
| F20 Alabama | | | | | | | | | | | | | | |
| F24 Texas A&M | | | | | | | | | | | | | | |
| F27 South Carolina | | | | | | | | | | | | | | |
| M2 Ole Miss | | | | | | | | | | | | | | |
| M5 Auburn | | | | | | | | | | | | | | |
| M9 SEC Tournament | | | | | | | | | | | | | | |

CAREER STATS FOR REGGIE PATTERSON

| Year | GP-GS | Min/Avg | FG-FGA | Pct | 3FM-3GA | Pct | FT-FTA | Pct | Rebs | PF-D | Asst | TO | Blk | Stl | Pts/Avg |
|---------|-------|---------|--------|------|---------|------|--------|------|-------|------|------|----|-----|-----|---------|
| 2015-16 | 1-0 | 1/1.0 | 0-0 | .000 | 0-0 | .000 | 0-0 | .000 | 0-0.0 | 1-0 | 0 | 0 | 0 | 0 | 0/0.0 |

22 FALLOU NDOYE



Sophomore | Forward

6-10 | 242

Taif, Senegal

Findley Prep

Season Highs

Points: 2, vs. Missouri St., 11-22-15
FGM: 1, vs. Missouri St., 11-22-15
FGA: 1, twice, last vs. Missouri St., 11-22-15
3FGM: ---
3FGA: ---
FTM: ---
FTA: 1, vs. Missouri St., 11-22-15
Rebounds: 2, 3x, last vs. Miami, 11-19-15
Assists: 1, Eastern Washington, 11-13-15
Blocks: ---
Steals: ---
Minutes: 11, vs. Miami, 11-19-15

Career Highs

Points: 11, South Carolina Upstate, 12-20-14
FGM: 4, South Carolina Upstate, 12-20-14
FGA: 5, 3x, last vs. LSU, 1-31-15
3FGM: --
3FGA: --
FTM: 3, twice, last vs. USC Upstate, 12-20-14
FTA: 4, South Carolina Upstate, 12-20-14
Rebounds: 5, 4x, last vs. LSU, 1-31-15
Assists: 1, 7x, last vs. EWU, 11-13-15
Blocks: 1, 9x, last vs. Arkansas, 2-21-15
Steals: 1, 8x, last vs. Ole Miss, 2-19-15
Minutes: 29, McNeese, 12-30-14

2015-16 Game-By-Game

| Opponent | MIN | FG | Pct. | 3FG | Pct. | FT | Pct. | O-D-R | PF | A | TO | B | S | PTS |
|----------------------------|-------|-----|-------|-----|------|-----|------|-------|----|---|----|---|---|-----|
| N13 Eastern Washington | 7 | 0-0 | .000 | 0-0 | .000 | 0-0 | .000 | 0-2-2 | 4 | 1 | 1 | 0 | 0 | 0 |
| N16 Southern University | 7 | 0-0 | .000 | 0-0 | .000 | 0-0 | .000 | 2-0-2 | 3 | 0 | 0 | 0 | 0 | 0 |
| N19 Miami | 11 | 0-1 | .000 | 0-0 | .000 | 0-0 | .000 | 1-1-2 | 2 | 0 | 0 | 0 | 0 | 0 |
| N20 Texas Tech | -DNP- | | | | | | | | | | | | | |
| N22 Missouri State | 2 | 1-1 | 1.000 | 0-0 | .000 | 0-1 | .000 | 0-0-0 | 2 | 0 | 1 | 0 | 0 | 2 |
| N28 UT Martin | | | | | | | | | | | | | | |
| D2 Texas Southern | | | | | | | | | | | | | | |
| D12 UMKC | | | | | | | | | | | | | | |
| D16 Florida State | | | | | | | | | | | | | | |
| D19 Tulane | | | | | | | | | | | | | | |
| D23 Northern Colorado | | | | | | | | | | | | | | |
| D31 North Carolina Central | | | | | | | | | | | | | | |
| J6 Texas A&M | | | | | | | | | | | | | | |
| J9 Arkansas | | | | | | | | | | | | | | |
| J12 Kentucky | | | | | | | | | | | | | | |
| J16 Tennessee | | | | | | | | | | | | | | |
| J19 Florida | | | | | | | | | | | | | | |
| J23 Ole Miss | | | | | | | | | | | | | | |
| J26 South Carolina | | | | | | | | | | | | | | |
| J30 Missouri | | | | | | | | | | | | | | |
| F2 Alabama | | | | | | | | | | | | | | |
| F6 LSU | | | | | | | | | | | | | | |
| F9 Arkansas | | | | | | | | | | | | | | |
| F13 Georgia | | | | | | | | | | | | | | |
| F16 Vanderbilt | | | | | | | | | | | | | | |
| F20 Alabama | | | | | | | | | | | | | | |
| F24 Texas A&M | | | | | | | | | | | | | | |
| F27 South Carolina | | | | | | | | | | | | | | |
| M2 Ole Miss | | | | | | | | | | | | | | |
| M5 Auburn | | | | | | | | | | | | | | |
| M9 SEC Tournament | | | | | | | | | | | | | | |

Ndoeye's Notes . . .

- ✓ 2 rebounds vs. EWU.
- ✓ 2 offensive rebounds vs. Southern.
- ✓ Had 2 points against Missouri State.

CAREER STATS For FALLOU NDOYE

| Year | GP-GS | Min/Avg | FG-FGA | Pct | 3FM-3GA | Pct | FT-FTA | Pct | Rebs | PF-D | Asst | TO | Blk | Stl | Pts/Avg |
|---------|-------|----------|--------|------|---------|------|--------|------|--------|------|------|----|-----|-----|---------|
| 2014-15 | 30-6 | 372/12.4 | 26-54 | .481 | 0-0 | .000 | 11-21 | .524 | 55-1.8 | 67-4 | 5 | 27 | 7 | 6 | 63/2.1 |
| 2015-16 | 4-0 | 27/6.8 | 1-2 | .500 | 0-0 | .000 | 0-1 | .000 | 6-1.5 | 11-0 | 1 | 2 | 0 | 0 | 2/0.5 |
| TOTALS | 34-6 | 399/11.7 | 27-56 | .482 | 0-0 | .000 | 11-22 | .500 | 61-1.8 | 78-4 | 6 | 29 | 7 | 6 | 65/1.9 |

23 TRAVIS DANIELS



Senior | Guard

6-7 | 225

Tuscaloosa, AL

Shelton State CC

Season Highs

Points: 16, Eastern Washington, 11-13-15
FGM: 7, Eastern Washington, 11-13-15
FGA: 9, Eastern Washington, 11-13-15
3FGM: 3, Southern, 11-16-15
3FGA: 3, 3x, last vs. Missouri St., 11-22-15
FTM: 2, vs. Missouri St., 11-22-15
FTA: 4, vs. Texas Tech, 11-20-15
Rebounds: 10, Southern, 11-16-15
Assists: 3, vs. Missouri St., 11-22-15
Blocks: 2, vs. Miami, 11-19-15
Steals: ---
Minutes: 34, vs. Texas Tech, 11-20-15

Career Highs

Points: 21, St. Louis, 11-28-14
FGM: 8, St. Louis, 11-28-14
FGA: 16, Texas A&M, 1-13-15
3FGM: 4, 4x, last vs. Texas A&M, 1-13-15
3FGA: 8, Texas A&M, 1-13-15
FTM: 5, 4x, last vs. Ole Miss, 2-19-15
FTA: 7, twice, last vs. Tulane, 12-6-14
Rebounds: 10, Southern, 11-16-15
Assists: 3, twice, last vs. Missouri St., 11-22-15
Blocks: 2, vs. Miami, 11-19-15
Steals: 2, twice, last vs. Florida State, 1-2-15
Minutes: 35, Texas A&M, 1-13-15

2015-16 Game-By-Game

| Opponent | MIN | FG | Pct. | 3FG | Pct. | FT | Pct. | O-D-R | PF | A | TO | B | S | PTS |
|----------------------------|-----|-----|-------|-----|-------|-----|-------|--------|----|---|----|---|---|-----|
| N13 Eastern Washington | 21 | 7-9 | .778 | 1-3 | .333 | 1-1 | 1.000 | 0-0-0 | 2 | 1 | 0 | 0 | 0 | 16 |
| N16 Southern University | 33 | 3-3 | 1.000 | 3-3 | 1.000 | 0-0 | .000 | 4-6-10 | 2 | 1 | 1 | 0 | 0 | 9 |
| N19 Miami | 25 | 2-6 | .333 | 1-2 | .500 | 0-0 | .000 | 1-2-3 | 3 | 2 | 2 | 2 | 0 | 5 |
| N20 Texas Tech | 34 | 2-3 | .667 | 1-1 | 1.000 | 1-4 | .250 | 4-2-6 | 1 | 1 | 1 | 1 | 0 | 6 |
| N22 Missouri State | 32 | 3-7 | .429 | 1-3 | .333 | 2-3 | .667 | 4-4-8 | 2 | 3 | 1 | 1 | 0 | 9 |
| N28 UT Martin | | | | | | | | | | | | | | |
| D2 Texas Southern | | | | | | | | | | | | | | |
| D12 UMKC | | | | | | | | | | | | | | |
| D16 Florida State | | | | | | | | | | | | | | |
| D19 Tulane | | | | | | | | | | | | | | |
| D23 Northern Colorado | | | | | | | | | | | | | | |
| D31 North Carolina Central | | | | | | | | | | | | | | |
| J6 Texas A&M | | | | | | | | | | | | | | |
| J9 Arkansas | | | | | | | | | | | | | | |
| J12 Kentucky | | | | | | | | | | | | | | |
| J16 Tennessee | | | | | | | | | | | | | | |
| J19 Florida | | | | | | | | | | | | | | |
| J23 Ole Miss | | | | | | | | | | | | | | |
| J26 South Carolina | | | | | | | | | | | | | | |
| J30 Missouri | | | | | | | | | | | | | | |
| F2 Alabama | | | | | | | | | | | | | | |
| F6 LSU | | | | | | | | | | | | | | |
| F9 Arkansas | | | | | | | | | | | | | | |
| F13 Georgia | | | | | | | | | | | | | | |
| F16 Vanderbilt | | | | | | | | | | | | | | |
| F20 Alabama | | | | | | | | | | | | | | |
| F24 Texas A&M | | | | | | | | | | | | | | |
| F27 South Carolina | | | | | | | | | | | | | | |
| M2 Ole Miss | | | | | | | | | | | | | | |
| M5 Auburn | | | | | | | | | | | | | | |
| M9 SEC Tournament | | | | | | | | | | | | | | |

Daniels' Notes . . .

- ✓ 16 points vs. EWU.
- ✓ Had 9 points and a career-high 10 rebounds vs. Southern
- ✓ Earned 5 points and a career-high 2 blocks vs. Miami.
- ✓ Played a season-high 34 minutes with 6 points and 6 rebounds against Texas Tech.
- ✓ 9 points, 8 rebounds and 3 assists (tied career high) vs. Missouri State.

CAREER STATS FOR TRAVIS DANIELS

| Year | GP-GS | Min/Avg | FG-FGA | Pct | 3FM-3GA | Pct | FT-FTA | Pct | Rebs | PF-D | Asst | TO | Blk | Stl | Pts/Avg |
|---------|-------|----------|--------|------|---------|------|--------|------|---------|------|------|----|-----|-----|---------|
| 2014-15 | 32-26 | 632/19.8 | 70-176 | .398 | 24-83 | .299 | 30-45 | .667 | 124-3.9 | 52-0 | 18 | 49 | 5 | 14 | 194/6.1 |
| 2015-16 | 5-5 | 145/29.0 | 17-28 | .607 | 7-12 | .583 | 4-8 | .500 | 27-5.4 | 10-0 | 8 | 5 | 4 | 0 | 45/9.0 |
| TOTALS | 37-31 | 777/21.0 | 87-204 | .426 | 31-95 | .326 | 34-53 | .642 | 151-4.1 | 62-0 | 26 | 54 | 9 | 14 | 239/6.5 |

24 JETT JOBE



Freshman | Guard

6-4 | 181

Tuttle, OK

Tuttle HS

Season Highs

Points: 1, Eastern Washington, 11-13-15
FGM: ---
FGA: 1, Eastern Washington, 11-13-15
3FGM: ---
3FGA: ---
FTM: ---
FTA: ---
Rebounds: 1, vs. Miami, 11-19-15
Assists: ---
Blocks: ---
Steals: ---
Minutes: 2, vs. Miami, 11-19-15

Jobe's Notes . . .

- ✓ Made MSU debut vs. EWU.
- ✓ Earned his first-career rebound vs. Miami.

2015-16 Game-By-Game

| Opponent | MIN | FG | Pct. | 3FG | Pct. | FT | Pct. | O-D-R | PF | A | TO | B | S | PTS |
|----------------------------|-------|-----|------|-----|------|-----|------|-------|----|---|----|---|---|-----|
| N13 Eastern Washington | 1 | 0-1 | .000 | 0-0 | .000 | 0-0 | .000 | 0-0-0 | 0 | 0 | 0 | 0 | 0 | 0 |
| N16 Southern University | -DNP- | | | | | | | | | | | | | |
| N19 Miami | 2 | 0-0 | .000 | 0-0 | .000 | 0-0 | .000 | 0-1-1 | 0 | 0 | 0 | 0 | 0 | 0 |
| N20 Texas Tech | -DNP- | | | | | | | | | | | | | |
| N22 Missouri State | -DNP- | | | | | | | | | | | | | |
| N28 UT Martin | | | | | | | | | | | | | | |
| D2 Texas Southern | | | | | | | | | | | | | | |
| D12 UMKC | | | | | | | | | | | | | | |
| D16 Florida State | | | | | | | | | | | | | | |
| D19 Tulane | | | | | | | | | | | | | | |
| D23 Northern Colorado | | | | | | | | | | | | | | |
| D31 North Carolina Central | | | | | | | | | | | | | | |
| J6 Texas A&M | | | | | | | | | | | | | | |
| J9 Arkansas | | | | | | | | | | | | | | |
| J12 Kentucky | | | | | | | | | | | | | | |
| J16 Tennessee | | | | | | | | | | | | | | |
| J19 Florida | | | | | | | | | | | | | | |
| J23 Ole Miss | | | | | | | | | | | | | | |
| J26 South Carolina | | | | | | | | | | | | | | |
| J30 Missouri | | | | | | | | | | | | | | |
| F2 Alabama | | | | | | | | | | | | | | |
| F6 LSU | | | | | | | | | | | | | | |
| F9 Arkansas | | | | | | | | | | | | | | |
| F13 Georgia | | | | | | | | | | | | | | |
| F16 Vanderbilt | | | | | | | | | | | | | | |
| F20 Alabama | | | | | | | | | | | | | | |
| F24 Texas A&M | | | | | | | | | | | | | | |
| F27 South Carolina | | | | | | | | | | | | | | |
| M2 Ole Miss | | | | | | | | | | | | | | |
| M5 Auburn | | | | | | | | | | | | | | |
| M9 SEC Tournament | | | | | | | | | | | | | | |

CAREER STATS FOR JETT JOBE

| Year | GP-GS | Min/Avg | FG-FGA | Pct | 3FM-3GA | Pct | FT-FTA | Pct | Rebs | PF-D | Ast | TO | Blk | Stl | Pts/Avg |
|---------|-------|---------|--------|------|---------|------|--------|------|-------|------|-----|----|-----|-----|---------|
| 2015-16 | 2-0 | 3/1.5 | 0-1 | .000 | 0-0 | .000 | 0-0 | .000 | 1-0.5 | 0-0 | 0 | 0 | 0 | 0 | 0/0-0 |

32 CRAIG SWORD



Senior | Guard

6-3 | 197

Montgomery, AL

G.W. Carver HS

Season Highs

Points: 20, vs. Miami, 11-19-15
 FGM: 6, vs. Miami, 11-19-15
 FGA: 12, vs. Miami, 11-19-15
 3FGM: 2, Southern, 11-16-15
 3FGA: 8, Southern, 11-16-15
 FTM: 7, vs. Miami, 11-19-15
 FTA: 9, vs. Miami, 11-19-15
 Rebounds: 4, Eastern Washington, 11-13-15
 Assists: 4, vs. Miami, 11-19-15
 Blocks: 3, vs. Texas Tech, 11-20-15
 Steals: 2, twice, last vs. Missouri St., 11-22-15
 Minutes: 30, vs. Missouri St., 11-22-15

Career Highs

Points: 33, LSU, 2-19-14
 FGM: 11, LSU, 2-19-14
 FGA: 17, twice, last vs. Tennessee, 3-14-13
 3FGM: 5, Ole Miss, 1-28-15
 3FGA: 8, Southern, 11-16-15
 FTM: 15, Ole Miss, 1-11-14
 FTA: 18, Ole Miss, 1-11-14
 RBs: 8, 4x, last vs. South Carolina, 2-28-15
 Assists: 9, Ole Miss, 3-2-13
 Blocks: 3, vs. Texas Tech 11-20-15
 Steals: 7, Ole Miss, 1-11-14
 Minutes: 39, Texas A&M, 1-18-14

2015-16 Game-By-Game

| Opponent | MIN | FG | Pct. | 3FG | Pct. | FT | Pct. | O-D-R | PF | A | TO | B | S | PTS |
|----------------------------|-----|------|------|-----|------|-----|-------|-------|----|---|----|---|---|-----|
| N13 Eastern Washington | 25 | 3-8 | .375 | 1-4 | .250 | 2-3 | .667 | 0-4-4 | 3 | 3 | 3 | 2 | 2 | 9 |
| N16 Southern University | 24 | 4-11 | .364 | 2-8 | .250 | 6-6 | 1.000 | 2-1-3 | 5 | 2 | 7 | 1 | 0 | 16 |
| N19 Miami | 28 | 6-12 | .500 | 1-2 | .500 | 7-9 | .778 | 2-1-3 | 3 | 4 | 1 | 1 | 1 | 20 |
| N20 Texas Tech | 28 | 3-10 | .300 | 0-4 | .000 | 0-0 | .000 | 2-1-3 | 4 | 1 | 2 | 3 | 0 | 6 |
| N22 Missouri State | 30 | 5-6 | .833 | 1-2 | .500 | 1-1 | 1.000 | 1-0-1 | 2 | 1 | 2 | 0 | 2 | 12 |
| N28 UT Martin | | | | | | | | | | | | | | |
| D2 Texas Southern | | | | | | | | | | | | | | |
| D12 UMKC | | | | | | | | | | | | | | |
| D16 Florida State | | | | | | | | | | | | | | |
| D19 Tulane | | | | | | | | | | | | | | |
| D23 Northern Colorado | | | | | | | | | | | | | | |
| D31 North Carolina Central | | | | | | | | | | | | | | |
| J6 Texas A&M | | | | | | | | | | | | | | |
| J9 Arkansas | | | | | | | | | | | | | | |
| J12 Kentucky | | | | | | | | | | | | | | |
| J16 Tennessee | | | | | | | | | | | | | | |
| J19 Florida | | | | | | | | | | | | | | |
| J23 Ole Miss | | | | | | | | | | | | | | |
| J26 South Carolina | | | | | | | | | | | | | | |
| J30 Missouri | | | | | | | | | | | | | | |
| F2 Alabama | | | | | | | | | | | | | | |
| F6 LSU | | | | | | | | | | | | | | |
| F9 Arkansas | | | | | | | | | | | | | | |
| F13 Georgia | | | | | | | | | | | | | | |
| F16 Vanderbilt | | | | | | | | | | | | | | |
| F20 Alabama | | | | | | | | | | | | | | |
| F24 Texas A&M | | | | | | | | | | | | | | |
| F27 South Carolina | | | | | | | | | | | | | | |
| M2 Ole Miss | | | | | | | | | | | | | | |
| M5 Auburn | | | | | | | | | | | | | | |
| M9 SEC Tournament | | | | | | | | | | | | | | |

Sword's Notes . . .

✓ Preseason second-team All-SEC selection by the league coaches.

✓ 9 points vs. EWU.

✓ Had 16 points vs. Southern.

✓ His 20 points, 4 assists and 3 rebounds vs. Miami

✓ 6 points, 3 rebounds vs. Texas Tech.

✓ Tallied 12 points vs. Missouri State, moving him into 26th place on MSU's career scoring chart with 1,152 points.

CAREER STATS FOR CRAIG SWORD

| Year | GP-GS | Min/Avg | FG-FGA | Pct | 3FM-3GA | Pct | FT-FTA | Pct | Rebs | PF-D | Ast | TO | Blk | Stl | Pts/Avg |
|---------|-------|-----------|---------|------|---------|------|---------|------|---------|--------|-----|-----|-----|-----|-----------|
| 2012-13 | 32-30 | 854/26.7 | 120-296 | .405 | 13-67 | .194 | 82-148 | .554 | 92-2.9 | 92-8 | 75 | 127 | 14 | 55 | 335/10.5 |
| 2013-14 | 32-32 | 900/28.1 | 157-324 | .485 | 12-44 | .273 | 111-179 | .620 | 120-3.8 | 93-4 | 88 | 96 | 15 | 60 | 437/13.7 |
| 2014-15 | 28-22 | 695/24.8 | 97-215 | .451 | 27-75 | .360 | 96-137 | .701 | 79-3.2 | 70-2 | 48 | 71 | 11 | 29 | 317/11.3 |
| 2015-16 | 5-5 | 135/27.0 | 21-47 | .447 | 5-20 | .250 | 16-19 | .842 | 14-2.8 | 17-1 | 11 | 15 | 7 | 5 | 63/12.6 |
| TOTALS | 97-89 | 2584/26.6 | 395-882 | .448 | 57-206 | .277 | 305-483 | .631 | 305-3.1 | 272-15 | 222 | 309 | 47 | 149 | 1152/11.9 |

35 ARIC HOLMAN



Freshman | Forward

6-10 | 212

Owensboro, KY

Owensboro HS

Season Highs

Points:
FGM:
FGA:
3FGM:
3FGA:
FTM:
FTA:
Rebounds:
Assists:
Blocks:
Steals:
Minutes:

Holman's Notes . . .

✓ Missed all of preseason with a knee injury.

2015-16 Game-By-Game

| Opponent | MIN | FG | Pct. | 3FG | Pct. | FT | Pct. | O-D-R | PF | A | TO | B | S | PTS |
|----------------------------|-------|----|------|-----|------|----|------|-------|----|---|----|---|---|-----|
| N13 Eastern Washington | -DNP- | | | | | | | | | | | | | |
| N16 Southern University | -DNP- | | | | | | | | | | | | | |
| N19 Miami | -DNP- | | | | | | | | | | | | | |
| N20 Texas Tech | -DNP- | | | | | | | | | | | | | |
| N22 Missouri State | -DNP- | | | | | | | | | | | | | |
| N28 UT Martin | | | | | | | | | | | | | | |
| D2 Texas Southern | | | | | | | | | | | | | | |
| D12 UMKC | | | | | | | | | | | | | | |
| D16 Florida State | | | | | | | | | | | | | | |
| D19 Tulane | | | | | | | | | | | | | | |
| D23 Northern Colorado | | | | | | | | | | | | | | |
| D31 North Carolina Central | | | | | | | | | | | | | | |
| J6 Texas A&M | | | | | | | | | | | | | | |
| J9 Arkansas | | | | | | | | | | | | | | |
| J12 Kentucky | | | | | | | | | | | | | | |
| J16 Tennessee | | | | | | | | | | | | | | |
| J19 Florida | | | | | | | | | | | | | | |
| J23 Ole Miss | | | | | | | | | | | | | | |
| J26 South Carolina | | | | | | | | | | | | | | |
| J30 Missouri | | | | | | | | | | | | | | |
| F2 Alabama | | | | | | | | | | | | | | |
| F6 LSU | | | | | | | | | | | | | | |
| F9 Arkansas | | | | | | | | | | | | | | |
| F13 Georgia | | | | | | | | | | | | | | |
| F16 Vanderbilt | | | | | | | | | | | | | | |
| F20 Alabama | | | | | | | | | | | | | | |
| F24 Texas A&M | | | | | | | | | | | | | | |
| F27 South Carolina | | | | | | | | | | | | | | |
| M2 Ole Miss | | | | | | | | | | | | | | |
| M5 Auburn | | | | | | | | | | | | | | |
| M9 SEC Tournament | | | | | | | | | | | | | | |

CAREER STATS FOR ARIC HOLMAN

| Year | GP-GS | Min/Avg | FG-FGA | Pct | 3FM-3GA | Pct | FT-FTA | Pct | Rebs | PF-D | Ast | TO | Blk | Stl | Pts/Avg |
|---------|-------|---------|--------|-----|---------|-----|--------|-----|------|------|-----|----|-----|-----|---------|
| 2015-16 | | | | | | | | | | | | | | | |

Exhibition 1 — Nov. 6, 2015

Mississippi State 95
Fort Valley State 56

Humphrey Coliseum • Starkville, MS

Fort Valley State

| Player | FG | 3FG | FT | RB | PF | PT | A | Min |
|---------------|--------------|-------------|--------------|-----------|-----------|-----------|----------|------------|
| Bell f | 1-3 | 0-0 | 3-5 | 2 | 1 | 5 | 1 | 22 |
| Wilson c | 3-15 | 0-3 | 3-4 | 4 | 2 | 9 | 0 | 28 |
| Thomas g | 0-0 | 0-0 | 0-0 | 1 | 2 | 0 | 0 | 11 |
| Bryant g | 1-4 | 1-1 | 0-0 | 0 | 0 | 3 | 0 | 11 |
| Franklin g | 3-7 | 1-1 | 2-3 | 1 | 1 | 9 | 1 | 16 |
| Hansberry | 2-4 | 0-1 | 0-0 | 0 | 3 | 4 | 0 | 16 |
| Edwards | 5-7 | 0-0 | 0-3 | 0 | 1 | 10 | 0 | 13 |
| Fluellen | 0-2 | 0-2 | 0-1 | 5 | 1 | 0 | 1 | 16 |
| McMillan | 2-4 | 0-1 | 1-2 | 2 | 2 | 5 | 0 | 12 |
| Broner | 0-1 | 0-0 | 1-2 | 3 | 0 | 1 | 1 | 12 |
| Duke | 2-6 | 1-4 | 1-2 | 3 | 3 | 6 | 0 | 20 |
| Warren | 2-4 | 0-0 | 0-2 | 6 | 1 | 4 | 0 | 12 |
| Mobley | 0-3 | 0-3 | 0-0 | 2 | 0 | 0 | 0 | 11 |
| TOTALS | 21-60 | 3-16 | 11-24 | 31 | 17 | 56 | 4 | 200 |

Mississippi State

| Player | FG | 3FG | FT | RB | PF | PT | A | Min |
|---------------|--------------|--------------|--------------|-----------|-----------|-----------|-----------|------------|
| Ware f | 6-6 | 0-0 | 0-0 | 6 | 3 | 12 | 0 | 17 |
| Daniels f | 2-2 | 0-0 | 0-0 | 1 | 5 | 4 | 0 | 11 |
| Thomas g | 4-9 | 2-7 | 1-1 | 3 | 0 | 11 | 2 | 29 |
| Ready g | 7-14 | 3-5 | 0-0 | 4 | 2 | 17 | 9 | 23 |
| Sword g | 5-10 | 1-3 | 3-5 | 10 | 2 | 14 | 4 | 31 |
| Houston | 1-3 | 0-0 | 3-4 | 5 | 1 | 5 | 1 | 14 |
| Zuppardo | 5-6 | 1-2 | 1-1 | 10 | 4 | 12 | 2 | 25 |
| Holmes | 0-1 | 0-1 | 0-0 | 0 | 0 | 0 | 1 | 3 |
| W'spoon | 5-11 | 3-5 | 2-3 | 1 | 2 | 15 | 6 | 19 |
| Patterson | 0-0 | 0-0 | 0-0 | 2 | 0 | 0 | 0 | 3 |
| Ndoye | 2-5 | 0-0 | 1-2 | 4 | 4 | 5 | 1 | 21 |
| Jobe | 0-2 | 0-2 | 0-0 | 0 | 0 | 0 | 0 | 4 |
| TOTALS | 37-69 | 10-25 | 11-16 | 51 | 23 | 95 | 26 | 200 |

Halftime: MSU 47, FVSU 27. FG%: MSU 53.6%, FVSU 35.0. 3FG%: MSU 40.0%, FVSU 18.8%. FT%: MSU 68.8%, FVSU 45.8%. Turnovers: MSU 17 (Sword 4), FVSU 18 (Franklin 4). Blocked Shots: MSU 2 (Thomas), FVSU 1 (Fluellen). Steals: MSU 11 (Ready 4), FVSU 6 (Franklin 2). Officials: Tony Greene, Marc Ellard, Todd Austin. Attendance: 3,300.

Game 1 — Nov. 13, 2015

Mississippi State 106
Eastern Washington 88

Humphrey Coliseum • Starkville, MS

Eastern Washington

| Player | FG | 3FG | FT | RB | PF | PT | A | Min |
|---------------|--------------|-------------|--------------|-----------|-----------|-----------|----------|------------|
| Bliznyuk f | 7-14 | 1-2 | 6-7 | 2 | 4 | 21 | 1 | 30 |
| Von Hofe f | 7-13 | 5-10 | 2-3 | 2 | 1 | 21 | 0 | 37 |
| Jois f | 5-7 | 0-0 | 2-5 | 7 | 3 | 12 | 0 | 30 |
| Washington g | 5-7 | 0-1 | 1-2 | 2 | 4 | 11 | 1 | 22 |
| McBroom g | 6-15 | 0-4 | 3-3 | 2 | 0 | 15 | 5 | 36 |
| Gibson | 0-5 | 0-4 | 0-0 | 3 | 4 | 0 | 1 | 17 |
| Henderson | 0-0 | 0-0 | 0-0 | 0 | 0 | 0 | 0 | 2 |
| Ferris | 0-0 | 0-0 | 2-2 | 1 | 0 | 2 | 0 | 4 |
| Benzel | 0-1 | 0-1 | 0-0 | 0 | 0 | 0 | 0 | 2 |
| Nuno | 1-1 | 0-0 | 0-0 | 1 | 1 | 2 | 0 | 5 |
| Reid | 1-1 | 0-0 | 0-0 | 2 | 2 | 2 | 0 | 7 |
| Hunt | 1-1 | 0-0 | 0-0 | 0 | 1 | 2 | 1 | 8 |
| TOTALS | 33-65 | 6-22 | 16-22 | 25 | 20 | 88 | 9 | 200 |

Mississippi State

| Player | FG | 3FG | FT | RB | PF | PT | A | Min |
|---------------|--------------|-------------|--------------|-----------|-----------|------------|-----------|------------|
| Ware f | 11-14 | 0-0 | 4-7 | 13 | 2 | 26 | 0 | 30 |
| Daniels f | 7-9 | 1-3 | 1-1 | 0 | 2 | 16 | 1 | 21 |
| Thomas g | 3-6 | 0-2 | 4-4 | 5 | 0 | 10 | 1 | 35 |
| Ready g | 8-16 | 1-5 | 8-9 | 2 | 2 | 25 | 6 | 35 |
| Sword g | 3-8 | 1-4 | 2-3 | 4 | 3 | 9 | 3 | 25 |
| Houston | 1-1 | 0-0 | 0-0 | 0 | 0 | 2 | 0 | 6 |
| Zuppardo | 3-3 | 0-0 | 0-0 | 8 | 3 | 6 | 1 | 15 |
| Holmes | 0-0 | 0-0 | 0-0 | 0 | 0 | 0 | 0 | 1 |
| W'spoon | 5-8 | 2-3 | 0-0 | 2 | 4 | 12 | 1 | 23 |
| Patterson | 0-0 | 0-0 | 0-0 | 0 | 1 | 0 | 0 | 1 |
| Ndoye | 0-0 | 0-0 | 0-0 | 2 | 4 | 0 | 1 | 7 |
| Jobe | 0-1 | 0-0 | 0-0 | 0 | 0 | 0 | 0 | 1 |
| TOTALS | 41-66 | 5-17 | 19-24 | 40 | 21 | 106 | 13 | 200 |

Halftime: EWU 51, MSU 48. FG%: MSU 62.1%, EWU 50.8. 3FG%: MSU 29.4%, EWU 27.3%. FT%: MSU 79.2%, EWU 72.7%. Turnovers: MSU 13 (Ready 5), EWU 11 (Jois 3). Blocked Shots: MSU 7 (Ware 3), EWU 0. Steals: MSU 4 (Sword 2), EWU 8 (Bliznyuk 3). Officials: Pat Adams, Antinio Petty, Brent Hampton. Attendance: 9,931.

Game 2 — Nov. 16, 2015

Southern Mississippi State 76
72

Humphrey Coliseum • Starkville, MS

Southern

| Player | FG | 3FG | FT | RB | PF | PT | A | Min |
|---------------|--------------|-------------|--------------|-----------|-----------|-----------|-----------|------------|
| Sam f | 4-6 | 0-0 | 2-4 | 8 | 3 | 10 | 2 | 30 |
| Allen f | 3-3 | 0-0 | 0-0 | 2 | 5 | 6 | 0 | 9 |
| Hyder g | 1-7 | 0-0 | 1-2 | 4 | 1 | 3 | 4 | 36 |
| Rodgers g | 6-15 | 4-6 | 0-2 | 5 | 1 | 16 | 0 | 35 |
| Banks g | 5-14 | 1-5 | 7-10 | 2 | 5 | 18 | 4 | 35 |
| Thomas | 3-5 | 0-0 | 0-0 | 2 | 2 | 6 | 0 | 15 |
| Prudhomme | 3-7 | 1-3 | 2-2 | 3 | 1 | 9 | 0 | 25 |
| Nunn | 4-5 | 0-0 | 0-0 | 4 | 2 | 8 | 0 | 15 |
| TOTALS | 29-62 | 6-14 | 12-20 | 34 | 20 | 76 | 10 | 200 |

Mississippi State

| Player | FG | 3FG | FT | RB | PF | PT | A | Min |
|---------------|--------------|--------------|--------------|-----------|-----------|-----------|-----------|------------|
| Ware f | 5-9 | 0-0 | 3-4 | 4 | 5 | 13 | 0 | 29 |
| Daniels f | 3-3 | 3-3 | 0-0 | 10 | 2 | 9 | 1 | 33 |
| Thomas g | 3-6 | 3-6 | 0-0 | 7 | 1 | 9 | 1 | 32 |
| Ready g | 3-13 | 1-5 | 2-2 | 3 | 0 | 9 | 5 | 32 |
| Sword g | 4-11 | 2-8 | 6-6 | 3 | 5 | 16 | 2 | 24 |
| Zuppardo | 2-6 | 1-3 | 1-2 | 5 | 1 | 6 | 0 | 9 |
| W'spoon | 1-4 | 0-1 | 2-3 | 3 | 2 | 4 | 0 | 17 |
| Newman | 2-8 | 1-5 | 1-6 | 2 | 0 | 6 | 3 | 17 |
| Ndoye | 0-0 | 0-0 | 0-0 | 2 | 3 | 0 | 0 | 7 |
| TOTALS | 23-60 | 11-31 | 15-23 | 44 | 19 | 72 | 12 | 200 |

Halftime: SU 45, MSU 40. FG%: MSU 38.3%, SU 46.8. 3FG%: MSU 35.5%, SU 42.9%. FT%: MSU 65.2%, SU 60.0%. Turnovers: MSU 19 (Sword 7), SU 8 (Hyder, Prudhomme 2). Blocked Shots: MSU 2 (Sword, Zuppardo), SU 7 (Nunn 5). Steals: MSU 4 (Ware, Thomas, Ready, Weatherspoon), SU 10 (Prudhomme 4). Officials: Olandis Poole, Joe DeRosa, John Hampton. Attendance: 5,895.

Game 3 — Nov. 19, 2015

Miami Mississippi State 105
79

Coliseo Roberto Clemente • Puerto Rico

Miami

| Player | FG | 3FG | FT | RB | PF | PT | A | Min |
|---------------|--------------|-------------|--------------|-----------|-----------|------------|-----------|------------|
| Uceda f | 4-6 | 2-3 | 0-0 | 6 | 3 | 10 | 0 | 22 |
| Jekiri c | 3-5 | 0-0 | 2-2 | 10 | 3 | 8 | 2 | 18 |
| Reed g | 1-2 | 1-1 | 5-5 | 3 | 4 | 8 | 1 | 18 |
| McCellan g | 5-10 | 2-3 | 6-6 | 0 | 1 | 18 | 4 | 32 |
| Rodriguez g | 4-6 | 2-3 | 1-2 | 3 | 3 | 11 | 5 | 24 |
| Newton | 5-10 | 0-2 | 5-8 | 2 | 2 | 15 | 5 | 24 |
| Lawrence | 3-7 | 0-2 | 4-6 | 4 | 3 | 10 | 2 | 22 |
| Palmer | 6-9 | 2-3 | 0-2 | 2 | 0 | 14 | 1 | 21 |
| Izundu | 3-5 | 0-0 | 5-7 | 7 | 0 | 11 | 0 | 15 |
| Robinson | 0-0 | 0-0 | 0-0 | 0 | 1 | 0 | 0 | 2 |
| Stowell | 0-0 | 0-0 | 0-0 | 0 | 0 | 0 | 0 | 2 |
| TOTALS | 34-60 | 9-17 | 28-38 | 41 | 20 | 105 | 20 | 200 |

Mississippi State

| Player | FG | 3FG | FT | RB | PF | PT | A | Min |
|---------------|--------------|-------------|--------------|-----------|-----------|-----------|-----------|------------|
| Ware f | 10-15 | 0-0 | 0-0 | 5 | 4 | 20 | 1 | 29 |
| Thomas g | 0-5 | 0-4 | 0-0 | 4 | 3 | 0 | 0 | 27 |
| Ready g | 3-8 | 1-3 | 2-4 | 1 | 3 | 9 | 4 | 26 |
| Daniels f | 2-6 | 1-2 | 0-0 | 3 | 3 | 5 | 2 | 25 |
| Sword g | 6-12 | 1-2 | 7-9 | 3 | 3 | 20 | 4 | 28 |
| Zuppardo | 2-3 | 2-2 | 0-0 | 1 | 4 | 6 | 0 | 9 |
| W'spoon | 2-6 | 0-1 | 0-0 | 3 | 4 | 4 | 2 | 16 |
| Newman | 5-10 | 4-8 | 1-2 | 3 | 3 | 15 | 1 | 27 |
| Ndoye | 0-1 | 0-0 | 0-0 | 2 | 2 | 0 | 0 | 11 |
| Jobe | 0-0 | 0-0 | 0-0 | 1 | 3 | 0 | 0 | 2 |
| TOTALS | 30-66 | 9-22 | 10-15 | 27 | 29 | 79 | 14 | 200 |

Halftime: UM 59, MSU 35. FG%: MSU 45.5%, UM 56.7. 3FG%: MSU 40.9%, UM 52.9%. FT%: MSU 66.7%, UM 73.7%. Turnovers: MSU 13 (Ready 5), UM 11 (Jekiri 2). Blocked Shots: MSU 5 (Daniels 2), UM 1 (Jekiri). Steals: MSU 3 (Sword, Ready, Weatherspoon), UM 7 (McClellan, Newton, Lawrence 2). Officials: Antinio Petty, Joe DeRosa, Kipp Kissinger. Attendance: 1,947.

Game 4 — Nov. 20, 2015

Texas Tech Mississippi State 74
72

Coliseo Roberto Clemente • Puerto Rico

Mississippi State

| Player | FG | 3FG | FT | RB | PF | PT | A | Min |
|---------------|--------------|-------------|--------------|-----------|-----------|-----------|-----------|------------|
| Ware f | 6-9 | 0-0 | 3-4 | 9 | 4 | 15 | 1 | 35 |
| Newman g | 6-17 | 2-9 | 3-3 | 6 | 4 | 17 | 4 | 31 |
| Ready g | 4-9 | 3-6 | 0-0 | 6 | 3 | 11 | 3 | 33 |
| Daniels f | 2-3 | 1-1 | 1-4 | 6 | 1 | 6 | 1 | 34 |
| Sword g | 3-10 | 0-4 | 0-0 | 3 | 4 | 6 | 1 | 28 |
| Thomas | 1-4 | 0-2 | 0-0 | 0 | 0 | 2 | 1 | 9 |
| Zuppardo | 2-3 | 1-1 | 0-0 | 1 | 2 | 5 | 0 | 12 |
| W'spoon | 3-6 | 1-4 | 3-3 | 5 | 2 | 10 | 0 | 18 |
| TOTALS | 27-61 | 8-27 | 10-14 | 37 | 20 | 72 | 11 | 200 |

Texas Tech

| Player | FG | 3FG | FT | RB | PF | PT | A | Min |
|---------------|--------------|-------------|--------------|-----------|-----------|-----------|-----------|------------|
| Smith f | 4-6 | 0-0 | 4-4 | 5 | 1 | 12 | 0 | 27 |
| Odias c | 2-7 | 0-0 | 0-1 | 10 | 3 | 4 | 1 | 26 |
| Williams g | 6-18 | 1-9 | 2-2 | 3 | 2 | 15 | 3 | 31 |
| Evans g | 4-7 | 2-3 | 3-6 | 3 | 2 | 13 | 1 | 25 |
| Gotcher g | 4-9 | 1-3 | 2-2 | 3 | 3 | 11 | 3 | 31 |
| Manderson | 1-3 | 0-0 | 2-2 | 1 | 0 | 4 | 0 | 10 |
| Thomas | 2-3 | 0-0 | 0-0 | 1 | 1 | 4 | 1 | 15 |
| Williamson | 1-2 | 0-1 | 0-0 | 1 | 0 | 2 | 1 | 9 |
| Ross | 0-2 | 0-1 | 5-6 | 2 | 2 | 5 | 0 | 17 |
| Jackson | 2-3 | 0-1 | 0-0 | 2 | 1 | 4 | 0 | 9 |
| TOTALS | 26-60 | 4-18 | 18-23 | 36 | 15 | 74 | 10 | 200 |

Halftime: TT 41, MSU 32. FG%: MSU 44.3%, TT 43.3. 3FG%: MSU 29.6%, TT 22.2%. FT%: MSU 71.4%, TT 78.3%. Turnovers: MSU 14 (Ware, Newman 3), TT 11 (Evans 3). Blocked Shots: MSU 7 (Sword 3), TT 3 (Smith 2). Steals: MSU 3 (Ready 2), TT 7 (Williams 3). Officials: Lee Cassell, Jeb Hartness, Chris Beaver. Attendance: 2,001.

Game 5 — Nov. 22, 2015

Mississippi State 84
Missouri State 70

Coliseo Roberto Clemente • Puerto Rico

Missouri State

| Player | FG | 3FG | FT | RB | PF | PT | A | Min |
|------------|--------|------|-------|----|----|----|----|-----|
| Church | f 3-3 | 0-0 | 0-0 | 4 | 2 | 6 | 0 | 21 |
| Martin | g 0-3 | 0-0 | 2-2 | 3 | 3 | 2 | 0 | 10 |
| Miller | g 3-13 | 3-6 | 0-0 | 1 | 1 | 9 | 5 | 34 |
| Williams | f 4-11 | 0-2 | 4-6 | 5 | 2 | 12 | 4 | 35 |
| Kendrix | g 6-7 | 2-3 | 3-4 | 3 | 3 | 17 | 1 | 27 |
| Ruder | 0-4 | 0-4 | 0-0 | 0 | 0 | 0 | 0 | 19 |
| Gerrring | 0-1 | 0-2 | 2-2 | 3 | 3 | 4 | 0 | 17 |
| Dixon | 30-2 | 0-0 | 1-2 | 1 | 0 | 1 | 0 | 6 |
| Kreklow | 0-0 | 0-0 | 0-0 | 0 | 0 | 0 | 0 | 1 |
| Boone | 5-7 | 0-0 | 3-4 | 4 | 2 | 13 | 2 | 24 |
| McCullough | 2-2 | 0-0 | 2-3 | 2 | 0 | 6 | 0 | 6 |
| TOTALS | 24-56 | 5-17 | 17-23 | 33 | 16 | 70 | 12 | 200 |

2015-16 Mississippi State Basketball
Mississippi State Combined Team Statistics (as of Nov 22, 2015)
All games



| RECORD: | OVERALL | HOME | AWAY | NEUTRAL |
|----------------|---------|------|------|---------|
| ALL GAMES | 2-3 | 1-1 | 0-0 | 1-2 |
| CONFERENCE | 0-0 | 0-0 | 0-0 | 0-0 |
| NON-CONFERENCE | 2-3 | 1-1 | 0-0 | 1-2 |

| ## | Player | gp-gs | min | avg | Total | | 3-Point | | F-Throw | | Rebounds | | | | pf | dq | a | to | blk | stl | pts | avg |
|----------------|-------------------|-------|------|------|---------|-------|---------|------|---------|------|----------|-----|-----|------|-----|----|----|----|-----|-----|-----|------|
| | | | | | fg-fga | fg% | 3fg-fga | 3fg% | ft-fga | ft% | off | def | tot | avg | | | | | | | | |
| 20 | Gavin Ware | 5-5 | 151 | 30.2 | 44-63 | .698 | 0-0 | .000 | 11-17 | .647 | 15 | 19 | 34 | 6.8 | 18 | 1 | 3 | 8 | 6 | 3 | 99 | 19.8 |
| 15 | I.J. Ready | 5-5 | 156 | 31.2 | 23-55 | .418 | 7-23 | .304 | 14-17 | .824 | 2 | 13 | 15 | 3.0 | 9 | 0 | 29 | 13 | 0 | 7 | 67 | 13.4 |
| 14 | Malik Newman | 4-2 | 101 | 25.3 | 18-45 | .400 | 9-28 | .321 | 7-13 | .538 | 2 | 9 | 11 | 2.8 | 11 | 0 | 9 | 11 | 0 | 1 | 52 | 13.0 |
| 32 | Craig Sword | 5-5 | 135 | 27.0 | 21-47 | .447 | 5-20 | .250 | 16-19 | .842 | 7 | 7 | 14 | 2.8 | 17 | 1 | 11 | 15 | 7 | 5 | 63 | 12.6 |
| 23 | Travis Daniels | 5-5 | 145 | 29.0 | 17-28 | .607 | 7-12 | .583 | 4-8 | .500 | 13 | 14 | 27 | 5.4 | 10 | 0 | 8 | 5 | 4 | 0 | 45 | 9.0 |
| 11 | Q. Weatherspoon | 5-0 | 94 | 18.8 | 14-29 | .483 | 3-11 | .273 | 5-6 | .833 | 2 | 12 | 14 | 2.8 | 14 | 0 | 4 | 5 | 3 | 2 | 36 | 7.2 |
| 04 | Johnny Zuppardo | 5-0 | 63 | 12.6 | 10-20 | .500 | 4-7 | .571 | 1-2 | .500 | 6 | 13 | 19 | 3.8 | 10 | 0 | 2 | 3 | 2 | 2 | 25 | 5.0 |
| 01 | Fred Thomas | 5-3 | 117 | 23.4 | 7-21 | .333 | 3-14 | .214 | 5-6 | .833 | 2 | 16 | 18 | 3.6 | 7 | 0 | 4 | 6 | 1 | 1 | 22 | 4.4 |
| 02 | Demetrius Houston | 1-0 | 6 | 6.0 | 1-1 | 1.000 | 0-0 | .000 | 0-0 | .000 | 0 | 0 | 0 | 0.0 | 0 | 0 | 0 | 0 | 0 | 0 | 2 | 2.0 |
| 22 | Fallou Ndoye | 4-0 | 27 | 6.8 | 1-2 | .500 | 0-0 | .000 | 0-1 | .000 | 3 | 3 | 6 | 1.5 | 11 | 0 | 1 | 2 | 0 | 0 | 2 | 0.5 |
| 24 | Jett Jobe | 2-0 | 3 | 1.5 | 0-1 | .000 | 0-0 | .000 | 0-0 | .000 | 0 | 1 | 1 | 0.5 | 0 | 0 | 0 | 0 | 0 | 0 | 0 | 0.0 |
| 10 | Carter Holmes | 1-0 | 1 | 1.0 | 0-0 | .000 | 0-0 | .000 | 0-0 | .000 | 0 | 0 | 0 | 0.0 | 0 | 0 | 0 | 0 | 0 | 0 | 0 | 0.0 |
| 21 | Reggie Patterson | 1-0 | 1 | 1.0 | 0-0 | .000 | 0-0 | .000 | 0-0 | .000 | 0 | 0 | 0 | 0.0 | 1 | 0 | 0 | 0 | 0 | 0 | 0 | 0.0 |
| Team | | | | | | | | | | | 8 | 9 | 17 | | | | | 1 | | | | |
| Total..... | | 5 | 1000 | | 156-312 | .500 | 38-115 | .330 | 63-89 | .708 | 60 | 116 | 176 | 35.2 | 108 | 2 | 71 | 69 | 23 | 21 | 413 | 82.6 |
| Opponents..... | | 5 | 1000 | | 146-303 | .482 | 30-88 | .341 | 91-126 | .722 | 58 | 111 | 169 | 33.8 | 91 | - | 61 | 54 | 14 | 36 | 413 | 82.6 |

| TEAM STATISTICS | MS | OPP | Date | Opponent | Score | Att. |
|------------------------|---------|---------|---------------------|---------------------|----------|------|
| SCORING | 413 | 413 | 11-13-15 | EASTERN WASHINGTON | w 106-88 | 9931 |
| Points per game | 82.6 | 82.6 | 11-16-15 | SOUTHERN UNIVERSITY | L 72-76 | 5895 |
| Scoring margin | +0.0 | - | 11-19-15 | vs Miami | L 79-105 | 1947 |
| FIELD GOALS-ATT | 156-312 | 146-303 | 11-20-15 | vs Texas Tech | L 72-74 | 2001 |
| Field goal pct | .500 | .482 | 11-22-15 | vs Missouri State | w 84-70 | 1492 |
| 3 POINT FG-ATT | 38-115 | 30-88 | * - Conference game | | | |
| 3-point FG pct | .330 | .341 | | | | |
| 3-pt FG made per game | 7.6 | 6.0 | | | | |
| FREE THROWS-ATT | 63-89 | 91-126 | | | | |
| Free throw pct | .708 | .722 | | | | |
| F-Throws made per game | 12.6 | 18.2 | | | | |
| REBOUNDS | 176 | 169 | | | | |
| Rebounds per game | 35.2 | 33.8 | | | | |
| Rebounding margin | +1.4 | - | | | | |
| ASSISTS | 71 | 61 | | | | |
| Assists per game | 14.2 | 12.2 | | | | |
| TURNOVERS | 69 | 54 | | | | |
| Turnovers per game | 13.8 | 10.8 | | | | |
| Turnover margin | -3.0 | - | | | | |
| Assist/turnover ratio | 1.0 | 1.1 | | | | |
| STEALS | 21 | 36 | | | | |
| Steals per game | 4.2 | 7.2 | | | | |
| BLOCKS | 23 | 14 | | | | |
| Blocks per game | 4.6 | 2.8 | | | | |
| ATTENDANCE | 15826 | 5440 | | | | |
| Home games-Avg/Game | 2-7913 | 0-0 | | | | |
| Neutral site-Avg/Game | - | 3-1813 | | | | |

| Score by Periods | 1st | 2nd | Totals |
|-------------------|-----|-----|--------|
| Mississippi State | 200 | 213 | 413 |
| Opponents | 223 | 190 | 413 |

2015-16 Mississippi State Basketball
Mississippi State Game-by-Game Highs (as of Nov 22, 2015)
All games



| Opponent | Date | Score | Points | Rebounds | Assists | Steals | Blocked shots |
|---------------------|----------|--------|------------------------------|-------------------|-----------------------------|--|----------------------------------|
| EASTERN WASHINGTON | 11-13-15 | 106-88 | 26-Gavin Ware | 13-Gavin Ware | 6-I.J. Ready | 2-Craig Sword | 3-Gavin Ware |
| SOUTHERN UNIVERSITY | 11-16-15 | 72-76 | 16-Craig Sword | 10-Travis Daniels | 5-I.J. Ready | 1-Q. Weatherspoon Gavin Ware Fred Thomas I.J. Ready | 1-Johnny Zuppardo Craig Sword |
| vs Miami | 11-19-15 | 79-105 | 20-Gavin Ware Craig Sword | 5-Gavin Ware | 4-Craig Sword I.J. Ready | 1-I.J. Ready Craig Sword Q. Weatherspoon | 2-Travis Daniels |
| vs Texas Tech | 11-20-15 | 72-74 | 17-Malik Newman | 9-Gavin Ware | 4-Malik Newman | 2-I.J. Ready | 3-Craig Sword |
| vs Missouri State | 11-22-15 | 84-70 | 25-Gavin Ware | 8-Travis Daniels | 11-I.J. Ready | 2-I.J. Ready Craig Sword Johnny Zuppardo | 1-Travis Daniels Gavin Ware |













2015-16 Mississippi State Basketball
Mississippi State Team Game-by-Game Comparison (as of Nov 22, 2015)
All games



| Opponent | 1st | 2nd | Score | Mar | Total FG | FG Pct | 3-Pointers | 3FG Pct | Free Throws | FT Pct | Rebounds | Assist | T/Over | Block | Steal | Fouls |
|---------------------|-------|-------|--------|------|-------------|-----------|------------|-----------|-------------|-----------|------------|--------|--------|-------|-------|-------|
| EASTERN WASHINGTON | 48/51 | 58/37 | 106-88 | +18 | 41-66/33-65 | .621/.508 | 5-17/6-22 | .294/.273 | 19-24/16-22 | .792/.727 | 40/25 +15 | 14/9 | 13/11 | 7/0 | 4/8 | 21/20 |
| SOUTHERN UNIVERSITY | 40/45 | 32/31 | 72-76 | (4) | 23-60/29-62 | .383/.468 | 11-31/6-14 | .355/.429 | 15-23/12-20 | .652/.600 | 44/34 +10 | 12/10 | 19/8 | 2/7 | 4/10 | 19/20 |
| Miami | 35/59 | 44/46 | 79-105 | (26) | 30-66/34-60 | .455/.567 | 9-22/9-17 | .409/.529 | 10-15/28-38 | .667/.737 | 27/41 (14) | 14/20 | 13/11 | 5/1 | 3/7 | 29/20 |
| Texas Tech | 32/41 | 40/33 | 72-74 | (2) | 27-61/26-60 | .443/.433 | 8-27/4-18 | .296/.222 | 10-14/18-23 | .714/.783 | 37/36 +1 | 11/10 | 14/10 | 7/3 | 3/7 | 20/15 |
| Missouri State | 45/27 | 39/43 | 84-70 | +14 | 35-59/24-56 | .593/.429 | 5-18/5-17 | .278/.294 | 9-13/17-23 | .692/.739 | 28/33 (5) | 20/12 | 10/14 | 2/3 | 7/4 | 19/16 |

Note: Game totals are displayed in the format TEAM/OPPONENT for each category

2015-16 MISSISSIPPI STATE PLAYER BREAKDOWN

| | | | |
|----|---|---|---|
| 1 |  | Fred Thomas Jr F 6-5 210 Jackson, MS | Notes: 98 points shy of 1,000 for career after 9 points vs. Southern. Had 10 points vs. EWU in season opener. Totaled 3 points and 6 rebounds in last three games. |
| | | MIN PTS RBS STL FG% 3FG% FT% 23.4 4.4 3.6 0.2 .333 .214 .833 | |
| 2 |  | Demetrius Houston So F 6-7 201 Montgomery, AL | Notes: Had 2 points in 6 minutes vs. EWU. Suspended indefinitely due to conduct detrimental to the team. |
| | | MIN PTS RBS STL FG% 3FG% FT% 6.0 2 0 0 1.000 --- --- | |
| 4 |  | Johnny Zuppardo Sr F 6-8 226 Bay St. Louis, MS | Notes: Had 6 points, 8 rebounds in MSU debut. 6 points, 5 rebounds vs. Southern. 6 points vs. Miami. Totaled 5 points vs. Texas Tech. 2 points, 4 rebounds vs. Missouri State. |
| | | MIN PTS RBS STL FG% 3FG% FT% 12.6 5.0 3.8 0.4 .500 .571 .500 | |
| 5 |  | Joe Strugg Fr F 6-9 192 Montgomery, AL | Notes: Has not played this year due to foot injury. |
| | | MIN PTS RBS STL FG% 3FG% FT% | |
| 11 |  | Quinnndary Weatherspoon Fr G 6-4 202 Canton, MS | Notes: Had 12 points, 2 rebounds, 1 assist in MSU debut. 4 points vs. Southern and Miami. 10 points, 5 rebounds vs. Texas Tech. 6 points vs. Missouri State. |
| | | MIN PTS RBS AST FG% 3FG% FT% 18.8 7.2 2.8 0.8 .483 .273 .833 | |
| 14 |  | Malik Newman Fr G 6-3 190 Jackson, MS | Notes: Made MSU debut vs. Southern and had 6 points and 3 assists. DNP vs. EWU in opener due to turf toe. 15 points vs. Miami. Earned first-career start vs. Texas Tech and responded with 17 points, 5 rebounds and 4 assists. 14 points vs. Missouri State. |
| | | MIN PTS RBS AST FG% 3FG% FT% 25.3 13.0 2.8 2.3 .400 .321 .538 | |
| 15 |  | I.J. Ready Jr G 5-11 170 North Little Rock, AR | Notes: Career-high 25 points to go along with 6 assists vs. EWU. 9 points vs. Southern. 9 points, 4 assists vs. Miami. 11 points, 6 rebounds and 3 assists vs. Texas Tech. Had first-career double-double with 13 points and 11 rebounds vs. Missouri State. |
| | | MIN PTS RBS AST FG% 3FG% FT% 31.2 13.4 3.0 5.8 .418 .304 .824 | |
| 20 |  | Gavin Ware Sr F 6-9 260 Starkville, MS | Notes: Collected 14th double-double with career-high 26 points and 13 rebounds vs. EWU and was named the SEC Player of the Week. 13 points vs. Southern and 4 rebounds. 20 points, 5 rebounds vs. Miami. In 35 minutes, had 15 points, 9 rebounds and 2 blocks vs. Texas Tech. 25 points vs. Missouri State. |
| | | MIN PTS RBS BLK FG% 3FG% FT% 30.2 19.8 6.8 1.2 .698 --- .647 | |
| 22 |  | Fallou Ndoye So F 6-10 242 Taif, Senegal | Notes: Logged 7 minutes and had 2 rebounds vs. EWU. 7 minutes vs. Southern and 2 rebounds. 2 rebounds vs. Miami. DNP vs. Texas Tech. 2 points in 2 minutes vs. Missouri State. |
| | | MIN PTS RBS STL FG% 3FG% FT% 6.8 0.5 1.5 0.0 100 --- .000 | |
| 23 |  | Travis Daniels Sr G 6-7 225 Tuscaloosa, AL | Notes: 16 points vs. EWU. Career-high 10 rebounds vs. Southern and 9 points. 5 points, 2 assists, 2 blocks and 3 rebounds vs. Miami. 6 points, 6 rebounds vs. Texas Tech. 9 points, 8 rebounds vs. Missouri State. |
| | | MIN PTS RBS AST FG% 3FG% FT% 29.0 9.0 5.4 1.6 .607 .583 .500 | |
| 32 |  | Craig Sword Sr G 6-3 197 Montgomery, AL | Notes: Had 9 points, 4 rebounds, 3 assists, 2 blocks and 2 steals vs. EWU. 16 points vs. Southern. 20 points and 4 assists vs. Miami. 6 points, 3 blocks vs. Texas Tech. 12 points, 2 steals vs. Missouri State. |
| | | MIN PTS RBS STL FG% 3FG% FT% 27.0 12.6 2.8 1.0 .447 .250 .842 | |
| 35 |  | Aric Holman Fr F 6-10 212 Owensboro, KY | Notes: Been out all of preseason due to a knee injury. |
| | | MIN PTS RBS STL FG% 3FG% FT% | |