

2014-15  
Game Notes

10 NCAA Appearances | 1 Final Four | 6 SEC Championships | 3 SEC Tournament Titles | 18 Postseason Appearances



## Game 6

MISSISSIPPI STATE  
Bulldogs (5-0)

vs.

TCU  
Horned Frogs (6-0)

## Mississippi State Athletic Media Relations

55 Coliseum Boulevard, Mississippi State, MS 39762

GREGG ELLIS, Associate Director

(W) 662.325.3595 | (C) 662.322.0145 | gellis@athletics.msstate.edu

Twitter: @msusportsgregg &amp; @HailStateMBK | www.hailstate.com

Facebook: facebook.com/HailStateMBK

Instagram: HailStateMBK

## Series Information

Series: 2-1, TCU

Home: 1-1

Away: 1-0, TCU

Neutral: NA

Current Streak: TCU, +1

Last Meeting: 71-61, TCU (2014)

Series Note: This is the first meeting in a tournament between the two schools.



## Game Information

When: Saturday, November 29, 2014

Time: 6 p.m.

Location: Corpus Christi, Texas

Arena: American Bank Center (8,000)

TV: CBS Sports - Sean Grande (PxP)  
Bob Wenzel

Sirius/XM: NA

Mississippi State Coach: Rick Ray

MSU Record: 29-41, Third Year

Career Record: Same

vs. TCU: 0-1

TCU Coach: Trent Johnson

TCU Record: 26-43, 3rd Year

Career Record: 252-228, 16th

vs. MSU: 5-5

## 2014-15 MSU Schedule/Results

## NOVEMBER

14	WESTERN CAROLINA	W, 66-56
17	MISSISSIPPI VALLEY STATE	W, 89-68
22	UTAH STATE	W, 71-63
24	CLAYTON STATE	W, 59-46

Corpus Christi Coastal Challenge

28	vs. St. Louis	W, 75-50
29	vs. TCU	6 p.m.

## DECEMBER

6	at Tulane	1 p.m.
13	at Oregon State	3 p.m.
17	ARKANSAS STATE	6 p.m.
20	vs. USC Upstate ^	3 p.m.
23	JACKSONVILLE	7 p.m.
30	McNeese State	7 p.m.

## JANUARY

2	FLORIDA STATE	7 p.m.
7	TENNESSEE	8 p.m.
10	at Florida	6 p.m.
13	at Texas A&M	8 p.m.
17	VANDERBILT	3 p.m.
21	at Auburn	8 p.m.
24	GEORGIA	2 p.m.
28	at Ole Miss	8 p.m.
31	LSU	1 p.m.

## FEBRUARY

3	at Tennessee	6 p.m.
7	at Arkansas	3 p.m.
10	ALABAMA	8 p.m.
14	at Missouri	3 p.m.
19	OLE MISS	8 p.m.
21	ARKANSAS	3 p.m.
25	KENTUCKY	6 p.m.
28	at South Carolina	5 p.m.

## MARCH

4	at Vanderbilt	8 p.m.
7	MISSOURI	5:30 p.m.

2015 SEC Tournament

11-15	TBA +	TBA
-------	-------	-----

^ - Jackson, Miss (Mississippi Coliseum)

+ - Nashville (Bridgestone Arena)






## WHAT TO NOTE AS MSU PLAYS TCU . . .

- ✓ Mississippi State is 89-77 all-time in mid-season tournaments with 19 titles. The Bulldogs' last crown came at the 2011 2K Sports Classic in New York City.
- ✓ MSU and TCU are meeting for the third time, with the Horned Frogs holding a 2-1 advantage after claiming a 71-61 win last year in the SEC/Big 12 Challenge in Starkville.
- ✓ Against the current 10 teams that comprise the Big 12, the Bulldogs are 10-15. Texas is MSU's most common foe with eight meetings (3-5).
- ✓ Mississippi State's last win against a Big 12 team came against Texas A&M in the 2011 2K Sports Classic at Madison Square Garden in New York. MSU also beat West Virginia that same year, but the Mountaineers were in the Big East at the time. The last team the Bulldogs beat currently in the Big 12 was December of 2002 in New Orleans when they defeated Oklahoma, 54-45.
- ✓ MSU is 5-0 for the first time since 2008-09. In the last 20 years, the Bulldogs have been 5-0 just four times.
- ✓ **Roquez Johnson's** streak of scoring in double-digits ended at four.
- ✓ MSU entered the St. Louis game leading the SEC in free throws made (22.8) and attempted (30.8). However, they were 7-9 against the Billikens.
- ✓ After missing the first four games recovering from back surgery, **Craig Sword** made his 2014-15 debut against St. Louis. In 11 minutes, he had 2 rebounds, 1 assist and 1 blocked shot.
- ✓ **Travis Daniels** had a career day vs. St. Louis with 21 points on 8-11 shooting, with a 4-if-5 mark from 3-point range.
- ✓ The Bulldogs have out-rebounded their opponents by 12 or more boards in all five games. The last time MSU won the rebounding battle five games in a row in the same season was 2007-08. Dating back to last year, MSU has out-rebounded its opponents seven-consecutive games.
- ✓ Mississippi State leads the SEC in fewest rebounds allowed at 25.4.
- ✓ The Bulldogs have shot 50 percent or better from the floor twice this season.

## MSU BY THE NUMBER

20 — MSU is playing for its 20th in-season tournament title in school history.

## MISSISSIPPI STATE PROJECTED STARTING 5

G • 6-0 • 190 • Sr	G • 6-5 • 206 • Jr	F • 6-8 • 219 • Jr	F • 6-7 • 210 • Sr	F • 6-9 • 260 • Jr
3 Trivante Bloodman	Fred Thomas	23 Travis Daniels	25 Roquez Johnson	20 Gavin Ware
				
Pts.: 8.6 Rbs.: 2.6 Assts.: 4.8 Stl.: 1.2	Pts.: 13.2 Rbs.: 4.0 Assts.: 1.0 Stl.: 1.2	Pts.: 8.4 Rbs.: 5.2 Assts.: 0.8 Stl.: 0.6	Pts.: 14.2 Rbs.: 5.4 Assts.: 1.0 Stl.: 1.0	Pts.: 14.4 Rbs.: 7.6 Blks.: 2.4 Stl.: 0.1

2014-15 BULLDOG BASKETBALL

WWW.HAILSTATE.COM | @HAILSTATEMBK

## TCU PREVIEW/SERIES

2014-15 STATS	PPG	FG%	3FG%	FT%	RB	RBM	A	S	B	T	TM
Mississippi State (6-0)	72.0	49.4	31.7	74.2	41.2	+15.8	11.4	6.6	4.4	15.8	-3.2
TCU (6-0)	79.2	49.0	40.4	64.1	40.2	+9.7	16.7	6.3	6.7	11.5	+1.7

Leaders	Scoring	Rebounds	Assists	Steals	Blocks
MSU	Johnson, 16.5	Ware, 8.3	Bloodman, 5.3	Thomas, 1.5	Ware, 2.3
TCU	Anderson, 14.5	Shepherd, 7.3	Anderson, 4.0	Anderson, 1.7	Washburn, 2.0

TCU's Last 5 Games		
Date	Opponent	Score
11-17-14	Washington State	W, 81-54
11-20-14	New Orleans	W, 86-71
11-24-14	Miss. Valley State	W, 106-53
11-26-14	Radford	W, 74-50
11-28-14	Bradley	W, 57-49

Last Time Out For TCU	
✓	TCU led 31-24 at the break.
✓	There were four ties and 3 lead changes.
✓	Bradley won the battle of the boards, 32-27.
✓	TCU limited the Braves to 15-42 shooting and forced 17 turnovers.
✓	Kyan Anderson and Kenrich Williams paced the Horned Frogs with 10 points each.
✓	Trey Zeigler had a team-high 5 rebounds.
✓	Kyan Anderson collected 3 steals.

Rick Ray vs. TCU	
2014: L, 71-61	
Most Points Scored: 61	
Fewest Points Scored: 61	
Most Points Allowed: 71	
Fewest Points Allowed: 71	

## Mississippi State vs. TCU

1989: L, 66-65, Fort Worth  
 1990: W, 64-60, Starkville  
 2014: L, 71-61, Starkville

## LAST MEETING

Official Basketball Box Score -- Game Totals -- Final Statistics  
 TCU vs Mississippi State  
 12-05-13 6 p.m. at Starkville, Miss. (Humphrey Coliseum)



## TCU 71 • 5-3

#	Player	Total		3-Ptr		Rebounds			PF	TP	A	TO	Blk	Stl	Min
		FG-FGA	FG-FGA	FT-FTA	FT-FTA	Off	Def	Tot							
11	Brandon Parrish	1-6	1-4	3-4	3-4	1	0	1	3	6	0	2	0	0	25
01	Karviar Shepherd	2-4	0-0	5-6	2	14	16	4	9	0	0	3	1	36	
05	Kyan Anderson	4-7	1-2	7-7	0	2	2	3	16	4	6	0	1	36	
13	Christian Gore	0-1	0-0	0-0	0	1	1	3	0	0	1	0	0	7	
22	Jarvis Ray	3-8	0-1	3-4	1	4	5	3	9	2	4	1	3	37	
00	Charles Hill Jr.	7-13	3-5	3-4	1	2	3	2	20	0	2	0	0	24	
02	Michael Williams	3-5	1-2	4-6	0	3	3	0	11	1	2	0	1	30	
20	Thomas Montigel	0-0	0-0	0-0	0	2	2	0	0	0	0	0	0	5	
	Team					0	1	1							
Totals		20-44	6-14	25-31	5	29	34	18	71	7	17	4	6	200	
FG % 1st Half: 11-24		45.8%	2nd half: 9-20	45.0%	Game: 20-44	45.5%	Deadball Rebounds 2								
3FG % 1st Half: 4-8		50.0%	2nd half: 2-6	33.3%	Game: 6-14	42.9%									
FT % 1st Half: 8-9		88.9%	2nd half: 17-22	77.3%	Game: 25-31	80.6%									

## Mississippi State 61 • 5-2

#	Player	Total		3-Ptr		Rebounds			PF	TP	A	TO	Blk	Stl	Min
		FG-FGA	FG-FGA	FT-FTA	FT-FTA	Off	Def	Tot							
03	Colin Borchert	1-4	0-3	0-0	0	2	2	4	2	2	1	1	1	15	
20	Gavin Ware	4-9	0-0	1-1	1	5	6	4	9	0	3	0	0	24	
01	Fred Thomas	0-4	0-3	1-2	0	3	3	2	1	2	2	2	1	24	
04	Trivante Bloodman	1-4	0-1	0-0	0	1	1	3	2	2	0	0	1	25	
32	Craig Sword	9-12	0-0	6-11	2	3	5	2	24	3	4	0	5	30	
02	Dre Applewhite	2-5	0-1	1-2	1	3	4	3	5	0	0	0	0	14	
11	Jacoby Davis	0-1	0-1	0-0	0	0	0	0	0	0	0	0	0	3	
15	I.J. Ready	3-8	3-7	0-0	0	0	0	1	9	0	1	0	0	23	
24	Tyson Cunningham	0-2	0-2	0-0	0	0	0	1	0	0	2	0	1	8	
25	Roque Johnson	4-7	0-0	1-4	2	4	6	2	9	0	2	0	1	34	
	Team				3	2	5								
Totals		24-56	3-18	10-20	9	23	32	22	61	9	15	3	10	200	
FG % 1st Half: 9-25		36.0%	2nd half: 15-31	48.4%	Game: 24-56	42.9%	Deadball Rebounds 4								
3FG % 1st Half: 0-6		0.0%	2nd half: 3-12	25.0%	Game: 3-18	16.7%									
FT % 1st Half: 4-7		57.1%	2nd half: 6-13	46.2%	Game: 10-20	50.0%									

Officials: Tony Greene, Ron Groover, Byron Jarrett  
 Technical fouls: TCU-None, Mississippi State-None.  
 Attendance: 6795  
 Big 12/SEC Challenge

Score by periods	1st	2nd	Total
TCU	34	37	71
Mississippi State	22	39	61

## TCU SERIES

Overall  
 (TCU leads, 2-1)

Last MSU win: 64-60 (1990)

Last TCU win: 71-61 (2014)

Current TCU win streak: 1

Biggest MSU win: 64-60 (1990)

Biggest TCU win: 71-61 (2014)

Most MSU points: 65 (1989)

Most TCU points: 71 (2014)

## NEXT FOUR FOR MSU . . .

**December 6**  
 at Tulane  
 1 p.m.  
*New Orleans, LA*  
 TV: None  
 Series: MSU leads, 54-38

**December 13**  
 at Oregon State  
 3 p.m.  
*Corvallis, OR*  
 TV: Pac-12 Network  
 Series: MSU leads, 1-0

**December 17**  
 Arkansas State  
 6 p.m.  
*Starkville, MS*  
 TV: SEC Network  
 Series: MSU leads, 9-2

**December 23**  
 USC-Upstate  
 3 p.m.  
*Jackson, MS*  
 TV: None  
 Series: First Meeting

## NOTES

## STAFF CONSISTENCY

For the third-consecutive year, Rick Ray's staff remained intact during the offseason.

Back for their third year at Chris Hollender, George Brooks, Wes Flanigan, Adam Gordon and Adam Bauman.

## ANOTHER CLEMSON CONNECTION

In his first year as a graduate assistant is Tanner Smith, a four-year player at Clemson when Rick Ray was an assistant and Adam Gordon a graduate assistant.

Smith's duties include assisting with on-court workouts, video scouting, academic monitoring and on-campus recruiting.

He comes to MSU after spending the last two years overseas playing professionally.

At Clemson, Smith appeared in 127 games where he scored 986 points, grabbed 459 rebounds, dished out 320 assists and collected 159 steals en route to playing in three different NCAA Tournaments.

## MORE ASSISTS; FEWER TURNOVERS

After dishing out just 321 assists and committing 545 turnovers two years ago, MSU improved drastically in both departments a year ago.

In 2013-14, MSU had 401 assists compared to just 459 turnovers.

Through five games this year, however, MSU has 57 assists and 79 turnovers.

## MAN OF STEAL

In just two seasons, Craig Sword has collected 115 steals, including the 60 he had a year ago.

He needs just 24 more to crack the Top 10 in the MSU record books. Ray White (1976-79) is record holder with 217.

## 1,000 POINT CLUB

Mississippi State has two players that could join the 1,000-point club this year — Craig Sword and Gavin Ware

Sword, who has missed the first four games due to back surgery before returning against St. Louis, needs just 228 more points after he totaled 437 a year ago.

Ware is now 328 points shy after he totaled 16 against St. Louis on Friday. Last year, he scored 330 points.

## HOME LOSING SKID SNAPPED

Not only did Mississippi State open the year on a positive note, it snapped a six-game losing skid at Humphrey Coliseum.

Prior to the Bulldogs' 66-56 win against Western Carolina, their last win at the Hump came on Jan. 22, 2014, against Auburn 82-74.

MSU now owns a four-game winning streak at the Hump.

## 10 AND COUNTING

Against Western Carolina, junior forward Gavin Ware recorded his 10th-career double-double with 14 points and 10 rebounds.

He's currently tied for 6th in the SEC in rebounding (7.6) and T11th in scoring (14.4).

## 400th WIN

On Dec. 1, 1975, the doors of Humphrey Coliseum officially opened with an 85-82 win against Indiana State.

Against Western Carolina on Friday, MSU collected win No. 400 with the 66-56 victory.

## BULLDOGS SIGN THREE

In mid-November, Mississippi State took advantage of the early signing period by inking Quindary Weatherspoon, Tookie Brown and Joe Strugg.

Brown is a 5-11, 170-pound guard out of Morgan County High School in Madison, Ga., while Strugg is a 6-8, 200-pound forward from G.W. Carver High School in Montgomery, Ala.

Weatherspoon, rated as the No. 2 overall player in Mississippi and 78th nationally, is a 6-4, 175-pound guard out of Velma Jackson. Recently, the Clinton, Miss., native was named to the Clarion Ledger's Dandy Dozen team.

Strugg is the fourth MSU signee out of Carver in the last four years, along with Roquez Johnson, Craig Sword and Demetrius Houston.

## RARE TYPE OF WIN

Usually when MSU has fewer assists than its opponent, it loses. But against Western Carolina, the Bulldogs improved to 3-37 when having fewer assists (7/12).

## SEC STANDINGS &amp; RESULTS

2015-15 SEC Standings			SEC SCORES		UPCOMING GAMES	
	SEC	Overall				
Kentucky		6-0 1.000	<b>November 25 (Tuesday)</b>		<b>November 29 (Saturday)</b>	
<b>Mississippi State</b>		5-0 1.000	Purdue 82, Missouri 61		Mississippi State vs. TCU, 6 p.m.	
Arkansas		5-0 1.000	Alabama 76, Arizona State 71		Vanderbilt vs. LaSalle, 6 p.m.	
Vanderbilt		4-1 .800	Kentucky 92, UT-Arlington 44		McNeese State at LSU, 7 p.m.	
Alabama		4-1 .800	Arkansas 78, SMU 72		Ole Miss vs. Cincinnati, 8 p.m.	
Texas A&M		4-1 .800	<b>November 26 (Thursday)</b>		<b>November 30 (Sunday)</b>	
Ole Miss		4-1 .800	Tennessee 64, Santa Clara 57		Providence at Kentucky, 1 p.m.	
Auburn		3-2 .600	Florida 56, UAB 47		Iona at Arkansas, 2:30 p.m.	
LSU		3-2 .600	<b>November 26 (Friday)</b>		Tennessee vs. TBD, TBD	
Florida		3-3 .500	Mississippi State 75, St. Louis 50		<b>December 1 (Monday)</b>	
Georgia		3-3 .500	Kansas 82, Tennessee 67		South Carolina at Marshall, 6:30 p.m.	
South Carolina		3-3 .500	Texas A&M 87, New Orleans 65		<b>December 2 (Tuesday)</b>	
Missouri		3-3 .500	Minnesota 66, Georgia 62		Georgia at UT-Chattanooga, 6 p.m.	
Tennessee		2-2 .500	Rutgers 68, Vanderbilt 65		UMass at LSU, 6 p.m.	
			North Carolina 75, Florida 64		SE Missouri State at Missouri, 7 p.m.	
			Ole Miss 75, Creighton 68		South Florida at Alabama, 8 p.m.	
			Arkansas 89, North Texas 73			

As of November 29, 2014



## 2014-15 MISSISSIPPI STATE NOTES

## TOP SHOOTERS

■ Mississippi State has two of the Top 5 shooters in the SEC in Roquez Johnson and Gavin Ware.

Ware is currently second at .659, while Johnson is third at .630.

## D-E-F-E-N-S-E

■ MSU allowed just 46 points versus Clayton State on Monday. It was the fewest points given up since limiting New Orleans to 46 on Jan. 3, 2013.

In the last two games, MSU has allowed just 96 points (50, St. Louis).

## HIGH STEAL COUNT

■ Also against Clayton State, the Bulldogs collected a season-high 11 steals.

It was the most steals since also having 11 against Auburn on Feb. 15 last year.

## LOW ASSISTS COUNT

■ Assists were hard to come by against the Lakers.

The Bulldogs had just five, with Trivante Bloodman and I.J. Ready each having two.

The last time MSU had five or fewer was last March at Georgia.

But against St. Louis, the Bulldogs had 17.

## CLEANING THE GLASS

■ Against Mississippi Valley State on Nov. 17, Mississippi State easily won the battle of the boards, 47-25.

It was the largest margin since being plus-20 against LSU on Jan. 25, 2012.

## NOT A LOT, BUT MAKING THEM COUNT

■ In the season opener against Western Carolina, Mississippi State attempted just 37 field goals, making 17.

That was the fewest attempts since Feb. 12, 2005, when the Bulldogs shot 39 against Vanderbilt.

## 20 IS HIS NUMBER

■ Against Mississippi Valley State last week, senior forward Roquez Johnson tied his career high with 20 points.

It was the third time the Montgomery, Ala., totaled 20 points, the last coming against Ole Miss last January in a win at Humphrey Coliseum.

Johnson is currently 13th in the SEC with his 14.2 scoring clip.

## 500 CLUB IN REACH

■ Following a 5-rebound performance against St. Louis on Friday, junior forward Gavin Ware now needs just 28 more to reach 500 for his career.

In the scoring category, he's now just 328 points shy of 1,000.

## ALABAMA FLAVOR

■ A quick glance at Mississippi State's roster reveals one very strong common thread — the state of Alabama.

Player wise, the roster features five players from Alabama — Travis Daniels, Demetrius Houston, Roquez Johnson, Craig Sword and

De'Runnya Wilson.

In addition, the coaching staff has two ties in Wes Flanigan and George Brooks.

Flanigan was an All-SEC standout at Auburn from 1993-97, while Brooks is a native of Lafayette, Ala.

## 7 PLAYERS SEE FIRST-TIME ACTION

■ Five Mississippi State players saw their first action as a Bulldog against Western Carolina — Oliver Black, Travis Daniels, Maurice Dunlap, Demetrius Houston and Fallou Ndoye.

That total tied for the second most in the SEC with Tennessee, while Texas A&M had the most with seven.

Then against Mississippi Valley State, Jeffery Johnson and Isaiah Butler made their collegiate debuts.

## BULLDOGS INVITED TO PUERTO RICO

■ On Thursday, MSU learned it will be playing in the 2015 Puerto Rico Classic.

The field of eight also features Butler, Miami, Minnesota, Missouri State, Temple, Texas Tech and Utah.

## HUTTON NAMED 2015 SEC LEGEND

■ Doug Hutton has been named the 2015 SEC Legend.

Hutton, a native of Clinton, Miss., played for the Bulldogs from 1961-64 and led MSU to the historic 1963 NCAA Tournament against Loyola-Chicago.

The All-SEC standout was voted team captain his senior year and averaged 14.8 points.


He'll be recognized at the SEC Tournament next March in Nashville.

## All-Time MSU Legends

1999: Bailey Howell  
2000: Jim Ashmore  
2001: W.D. Stroud  
2002: Jeff Malone  
2003: Joe Dan Gold  
2004: Greg Carter  
2005: Jack Bouldin  
2006: Rickey Brown  
2007: Richard Williams  
2008: Wiley Peck  
2009: Tony Watts  
2010: Kermit Davis  
2011: Darryl Wilson  
2012: Chuck Evans  
2013: Horatio Webster  
2014: Erick Dampier  
2015: Doug Hutton

## 2014-15 MISSISSIPPI STATE PLAYER BREAKDOWN

0




Maurice Dunlap●Fr●G●6-2●175●Greenwood, MS

MIN	PTS	RBS	AST	FG%	3FG%	FT%
11.0	3.4	0.8	0.2	.278	.182	.833

Notes: Made MSU debut vs. WCU and finished with 6 points on 2 3-pointers. Had 5 points, 2 boards vs. MVSU. Missed only FG attempt vs. Utah State. 4 points vs. Clayton State. Scored 2 points in 11 minutes vs. St. Louis.

1




Fred Thomas●Jr●F●6-5●206●Jackson, MS

MIN	PTS	RBS	STL	FG%	3FG%	FT%
28.0	13.2	4.0	1.2	.439	.476	.769

Notes: Considered MSU's best defensive player. Totaled 15 points vs. WCU and 17 vs. MVSU. In last six games dating back to last year, is 27-of-56 shooting. Had 15 points vs. Utah State. Season-low 5 points vs. Clayton State, but had season-high 5 steals. Had 14 points, 3 rebounds vs. St. Louis and drained 3 3-pointers. 3rd in SEC in 3-Point%.

2




Demetrious Houston●Fr●F●6-7●210●Montgomery, AL

MIN	PTS	RBS	AST	FG%	3FG%	FT%
16.6	2.8	5.0	0.4	.200	.167	.600

Notes: Made MSU debut vs. WCU and totaled 3 points and 7 rebounds. Also had 7 rebounds vs. MVSU and 4 points. Had 3 points, 3 boards vs. Utah State. Failed to score for first time against Clayton State. Had 4 points vs. St. Louis.

3




Trivante Bloodman●Jr●G●6-0●190●The Bronx, NY

MIN	PTS	RBS	AST	FG%	3FG%	FT%
26.4	8.6	2.6	4.8	.625	.000	.920

Notes: One of only two scholarship seniors on MSU's roster. Totaled 7 points, 6 assists vs. WCU. Had 11 points and 7 assists vs. MVSU. Made 6 FTs in final 2:40 vs. Utah State to secure win. Has 24 assists in five games. Season-high 12 points vs. Clayton State. 4th in SEC in assists, 5th in FT%. 5 points, 3 assists and 3 rebounds vs. St. Louis.

15




I.J. Ready●So●G●5-11●170●North Little Rock, AR

MIN	PTS	RBS	AST	FG%	3FG%	FT%
18.3	3.0	2.0	3.3	.200	.143	.800

Last Game: Missed all of preseason after having surgery to repair a bulging disk. Saw first action against Utah State and totaled 2 points, 3 assists and 2 steals in 15 minutes. Also 2 points, 2 assists, 2 steals vs. Clayton State. 5 points, 5 assists vs. St. Louis.

20




Gavin Ware●Jr●F●6-9●260●Starkville, MS

MIN	PTS	RBS	BLK	FG%	3FG%	FT%
24.4	14.4	7.6	2.4	.659	---	.824

Notes: Recorded 10th double-double of career with 14 points and 10 rebounds vs. WCU. Had 19 points, 8 boards vs. MVSU. 25 rebounds shy of 500 after having 7 boards to go along with has 11 points vs. Clayton State. Also had 12 points, 8 rebounds vs. Utah State. 16 points, 5 rebounds and 3 blocks vs. St. Louis. Leads SEC in FG percentage. T11 in SEC in scoring, 7th in rebounding, 2nd in FG% and T2 in blocked shots.

22




Fallou Ndoye●Fr●F●6-11●222●Taif, Senegal

MIN	PTS	RBS	STL	FG%	3FG%	FT%
14.6	4.2	2.8	0.4	.778	---	.778

Notes: Made MSU debut vs. WCU and totaled 2 points, 3 rebounds to go along with his 1 steal. Had 3 points, 2 boards vs. MVSU. Scored all 9 of his points in first half against Utah State. Had career-high 5 rebounds vs. Clayton State. 2 points, 2 rebounds and 1 steal vs. St. Louis.

23




Travis Daniels●Jr●G●6-8●219●Tuscaloosa, AL

MIN	PTS	RBS	STL	FG%	3FG%	FT%
25.0	8.4	5.2	0.6	.484	.429	.600

Notes: Made MSU debut vs. WCU and totaled 2 points, 1 rebound. Had 10 points, 6 rebounds vs. MVSU. Had season-high 8 rebounds vs. Utah State and also 7 points. Had 2 points, 5 rebounds vs. Clayton State. Had a career-high 21 points vs. St. Louis 8-11 shooting, with 4-5 mark beyond the arc.

25




Roquez Johnson●Sr●F●6-7●210●Montgomery, AL

MIN	PTS	RBS	AST	FG%	3FG%	FT%
27.0	14.2	5.4	1.0	.630	---	.591

Notes: Tied his career high with 20 points against MVSU after having 16 vs. WCU. Had 15 points vs. Utah State. Season-high 8 rebounds vs. Clayton State to go along with 15 points. Season-low 5 points, 5 rebounds vs. St. Louis. 13th in SEC in scoring and 3rd in FG%.

32




Craig Sword●Jr●G●6-3●196●Montgomery, AL

MIN	PTS	RBS	AST	FG%	3FG%	FT%
11.0	0.0	2.0	1.0	---	---	---

Notes: Missed all of preseason and first four games due to surgery to repair a bulging disk. Led MSU in scoring last year with his 13.7 clip. For his career, has 772 points and 115 steals. Needs just 24 more steals to crack the Top 10 in MSU record books. Saw first action against St. Louis. Played 11 minutes and had 2 rebounds, 1 assist and 1 blocked shot.

33



Oliver Black●FR●F●6-9●224●Jackson, MS

MIN	PTS	RBS	BLK	FG%	3FG%	FT%
11.8	1.0	3.0	0.2	.240	---	.429

Notes: Made MSU debut vs. WCU and totaled 1 points, 2 rebounds to go along with his 1 steal and 1 block. Had 5 rebounds vs. Valley. Had 3 points, 4 rebounds vs. Clayton State, where he also attempted first FG of the year. Had 1 point, 4 rebounds vs. St. Louis.



## MISSISSIPPI STATE TV/RADIO ROSTER



**0 Maurice Dunlap**  
FR | G | 6-2 | 175  
Greenwood, MS



**1 Fred Thomas**  
JR | G | 6-5 | 206  
Jackson, MS




**2 Demetrius Houston**  
FR | F | 6-7 | 210  
Montgomery, AL



**3 Trivante Bloodman**  
SR | G | 6-0 | 190  
The Bronx, NY



**4 Johnny Zuppardo**  
JR | F | 6-9 | 235  
Bay St. Louis, MS



**5 Isaiah Butler**  
SR | G | 6-2 | 214  
Brandon, MS



**10 Jeffery Johnson**  
SR | G | 6-2 | 172  
Memphis, TN



**12 De'Runnya Wilson**  
SO | F | 6-5 | 225  
Birmingham, AL



**14 Elijah Staley**  
FR | G | 6-6 | 235  
Marietta, GA



**15 I.J. Ready**  
SO | G | 5-11 | 170  
North Little Rock, AR



**20 Gavin Ware**  
JR | F | 6-9 | 260  
Starkville, MS



**22 Fallou Ndoeye**  
FR | F | 6-11 | 222  
Senegal



**23 Travis Daniels**  
JR | G | 6-8 | 219  
Tuscaloosa, AL



**25 Roquez Johnson**  
SR | F | 6-7 | 210  
Montgomery, AL



**32 Craig Sword**  
JR | G | 6-3 | 196  
Montgomery, AL



**33 Oliver Black**  
FR | F | 6-9 | 224  
Jackson, MS



**Rick Ray**  
Head Coach  
3rd Year



**George Brooks**  
Assistant Coach  
5th Year



**Wes Flanigan**  
Assistant Coach  
3rd Year



**Chris Hollender**  
Assistant Coach  
3rd Year

## MISSISSIPPI STATE ROSTER/MEDIA INFORMATION

## Media Information

## Credentials

◆Media members may obtain both season credentials and game-by-game passes by contacting Gregg Ellis at 662.325.3595.

## Radio Network

◆Bulldog fans can catch all of MSU's games on the radio with the veteran broadcast talent of Jim Ellis (play-by-play), along with Richard Williams serving as the color analyst.

There will also be a 30-minute pregame show featuring third-year coach Rick Ray along with a post-game show as well.

## Rick Ray Show

◆"Mississippi State Basketball with Rick Ray" returns for its third year. The 30-minute television program features MSU coach Rick Ray and his 2014-15 squad.

Hosted by veteran sportscaster Jim Ellis, the weekly show will detail game highlights, player interviews, scouting reports on upcoming opponents and court-side profiles showcasing interesting aspects of the MSU basketball program.

Under the direction of producer/director Derek Cody and Drew Walker, the 30-minute television program is a production of the Bulldog Sports Network in conjunction with the Mississippi State University Television Center. The first show airs in January.

## SEC Teleconference

◆The SEC's weekly teleconference is every Monday and will be coordinated through the SEC media relations office. To participate, contact Craig Pinkerton of the SEC at 205-458-3038. Rick Ray is scheduled for 11:17 a.m. CT.

## Social Networking

◆Media and Bulldog fans can follow MSU tweets this year at both @msusportsgregg and @HailStateMBK, in addition to @RickRay1.

On Instagram, media and fans can follow the account @HailStateMBK.

You can also follow MSU online at hailstate.com.

## 2014-15 MISSISSIPPI STATE ROSTER

## Numerical Roster

No.	Name	Pos.	Ht.	Wt.	Yr.	Exp.	Hometown
0	Maurice Dunlap	G	6-2	175	Fr.	HS	Greenwood, MS (Amanda Elzy HS)
1	Fred Thomas	G	6-5	206	Jr.	2L	Jackson, MS (Jim Hill HS)
2	Demetrius Houston	F	6-7	210	Fr.	HS	Montgomery, AL (G.W. Carver HS)
3	Trivante Bloodman	G	6-0	190	Sr.	2L	Bronx, NY (Olney Central College)
4	Johnny Zuppardo	F	6-9	235	Jr.	JC	Bay St. Louis, MS (Jones Junior College)
5	Isaiah Butler	G	6-2	214	Sr.	HS	Brandon, MS (Brandon HS)
10	Jeffery Johnson	G	6-2	172	Sr.	HS	Memphis, TN (Germantown HS)
12	De'Runnya Wilson	F	6-5	225	So.	1L	Birmingham, AL (Wenonah HS)
14	Elijah Staley	G	6-6	235	Fr.	HS	Marietta, GA (Wheeler HS)
15	I.J. Ready	G	5-11	170	So.	1L	North Little Rock, AR (Parkview HS)
20	Gavin Ware	F	6-9	260	Jr.	2L	Starkville, MS (Starkville HS)
22	Fallou Ndoeye	F	6-11	222	RFr.	HS	Taif, Senegal (Findley Prep)
23	Travis Daniels	G	6-8	219	Jr.	JC	Tuscaloosa, AL (Shelton State CC)
25	Roquez Johnson	F	6-7	210	Sr.	3L	Montgomery, AL (G.W. Carver HS)
32	Craig Sword	G	6-3	196	Jr.	2L	Montgomery, AL (G.W. Carver HS)
33	Oliver Black	F	6-9	224	Fr.	HS	Jackson, MS (Wingfield HS)

## Alphabetical Roster

No.	Name	Pos.	Ht.	Wt.	Yr.	Exp.	Hometown
33	Oliver Black	F	6-9	224	Fr.	HS	Jackson, MS (Wingfield HS)
3	Trivante Bloodman	G	6-0	190	Sr.	2L	Bronx, NY (Olney Central College)
5	Isaiah Butler	G	6-2	214	Sr.	HS	Brandon, MS (Brandon HS)
23	Travis Daniels	G	6-8	219	Jr.	JC	Tuscaloosa, AL (Shelton State CC)
0	Maurice Dunlap	G	6-2	175	Fr.	HS	Greenwood, MS (Amanda Elzy HS)
2	Demetrius Houston	F	6-7	210	Fr.	HS	Montgomery, AL (G.W. Carver HS)
10	Jeffery Johnson	G	6-2	172	Sr.	HS	Memphis, TN (Germantown HS)
25	Roquez Johnson	F	6-7	210	Sr.	3L	Montgomery, AL (G.W. Carver HS)
22	Fallou Ndoeye	F	6-11	222	RFr.	HS	Taif, Senegal (Findley Prep)
15	I.J. Ready	G	5-11	170	Fr.	HS	Little Rock, AR (Parkview HS)
14	Elijah Staley	G	6-6	235	Fr.	HS	Marietta, GA (Wheeler HS)
32	Craig Sword	G	6-3	196	Jr.	2L	Montgomery, AL (G.W. Carver HS)
1	Fred Thomas	G	6-5	206	Jr.	2L	Jackson, MS (Jim Hill HS)
20	Gavin Ware	F	6-9	260	Jr.	2L	Starkville, MS (Starkville HS)
12	De'Runnya Wilson	F	6-5	225	So.	1L	Birmingham, AL (Wenonah HS)
4	Johnny Zuppardo	F	6-9	235	Jr.	JC	Bay St. Louis, MS (Jones Junior College)

## HEAD COACH:

Rick Ray (Grand View College [IA], 1994; 3rd year)

## ASSISTANTS:

Wes Flanigan (Auburn, 1997; 3rd year)

Chris Hollender (Evansville, 1998; 3rd year)

George Brooks (Mississippi State, 1997; 5th year)

## OPERATIONS:

Adam Gordon

## GRADUATE ASSISTANT COACH:

Tanner Smith

## VIDEO:

Adam Bauman

## STRENGTH &amp; CONDITIONING:

Richard Akins

## TRAINER:

Ryan Dotson

## Pronunciation Guide

TRIVANTE BLOODMAN: TRA-VON-TAY

FALLOU NDOYE: FA-LOU N-DOY-A

DE'RUNNYA WILSON: D-RUN-YA

JOHNNY ZUZZARDO: ZOO-PAR-DOUGH

ROQUEZ JOHNSON: RAW-QUEZ



# MISSISSIPPI STATE BASKETBALL

## GAME 6: TCU

### GENERAL INFORMATION

Location: \_\_\_\_\_ Starkville, Mississippi  
Founded: \_\_\_\_\_ February 28, 1878  
Enrollment: \_\_\_\_\_ 20,424  
Conference: \_\_\_\_\_ SEC  
Nickname: \_\_\_\_\_ Bulldogs  
Colors: \_\_\_\_\_ Maroon (PMS 202) & White  
Arena: \_\_\_\_\_ Humphrey Coliseum (10,500)  
President: \_\_\_\_\_ Dr. Mark E. Keenum  
Director of Athletics: \_\_\_\_\_ Scott Stricklin  
Faculty Representative: \_\_\_\_\_ Dr. Steven C. Turner  
Web Site: \_\_\_\_\_ www.hailstate.com  
Twitter: \_\_\_\_\_ @HailStateMBK

### BASKETBALL HISTORY

First Year of Basketball: \_\_\_\_\_ 1908-09  
Number of Seasons: \_\_\_\_\_ 103  
All-Time Record: \_\_\_\_\_ 1,339-1,123  
All-Time SEC Record: \_\_\_\_\_ 558-726  
Total Number of Head Coaches: \_\_\_\_\_ 19  
Humphrey Coliseum Record: \_\_\_\_\_ 403-157  
20-Win Seasons: \_\_\_\_\_ 17  
NCAA Tournament Appearances: \_\_\_\_\_ 10  
NCAA Tournament Record: \_\_\_\_\_ 11-10  
NCAA Tournament Final Fours: \_\_\_\_\_ 1  
(1996, lost to Syracuse 77-69 in semis)  
NIT Appearances: \_\_\_\_\_ 8  
NIT Record: \_\_\_\_\_ 7-8  
NIT Final Fours: \_\_\_\_\_ 1  
(2007, lost 63-62 to West Virginia in semis)  
SEC Championships: \_\_\_\_\_ 6  
(2004, 1991, 1963, 1962, 1961, 1959)  
SEC Tournament Championships: \_\_\_\_\_ 3  
(2009, 2002 and 1996)  
SEC Tournament Record: \_\_\_\_\_ 28-50  
SEC Western Division Titles: \_\_\_\_\_ 7  
(2010, 2008, 2007, 2004, 2003, 1996, 1995)

### BASKETBALL STAFF

Head Coach: \_\_\_\_\_ Rick Ray  
Alma Mater, Year: \_\_\_\_\_ Grand View College, 1994  
Record at MSU/Years: \_\_\_\_\_ 29-41  
Career Record/Years: \_\_\_\_\_ Same  
Phone: \_\_\_\_\_ 662-325-3800  
Assistant Coach: \_\_\_\_\_ Wes Flanigan  
Assistant Coach: \_\_\_\_\_ Chris Hollender  
Assistant Coach: \_\_\_\_\_ George Brooks  
Director of Operations: \_\_\_\_\_ Adam Gordon  
Video Coordinator: \_\_\_\_\_ Adam Bauman  
Strength Coach: \_\_\_\_\_ Richard Akins  
Athletic Trainer: \_\_\_\_\_ Ryan Dotson  
Graduate Manager: \_\_\_\_\_ Tanner Smith  
Administrative Asst.: \_\_\_\_\_ Suzanne Cook  
Media Relations Contact: \_\_\_\_\_ Gregg Ellis  
Office Phone: \_\_\_\_\_ 662-325-3595  
Cell Phone: \_\_\_\_\_ 662-322-0145  
Fax: \_\_\_\_\_ 662-325-3654  
Email: \_\_\_\_\_ gellis@athletics.msstate.edu  
Twitter: \_\_\_\_\_ @msusportsgregg

### TEAM INFORMATION

2013-14 Overall Record \_\_\_\_\_ 14-19  
2013-14 SEC Record \_\_\_\_\_ 3-15  
SEC Finish: \_\_\_\_\_ 14th  
National Ranking: \_\_\_\_\_ n/a  
Starters Returning/Lost: \_\_\_\_\_ 5/0  
Letterwinners Returning/Lost: \_\_\_\_\_ 7/4  
Newcomers: \_\_\_\_\_ 9  
Roster (Sr./Jr./So./Fr.): \_\_\_\_\_ (4/5/2/5)

### MSU KNOWS HOW TO WIN GAMES AT 'THE HUMP'

Over the course of the last decade, Mississippi State's Humphrey Coliseum has become a difficult venue for opposing teams. Last year, MSU was 11-6, including an 8-1 mark against non-conference foes. This year, MSU is 4-0.

The Bulldogs have compiled a 38-season composite record of 403-157 (.720) at "The Hump" since Mississippi State's basketball facility opened prior to the 1975-76 campaign.

### TRACKING MSU'S HOME SUCCESS UNDER RICK RAY

Season	Overall		SEC		Non-SEC	
	Record	Win %	Record	Win %	Record	Win %
2012-13	7-7	.500	3-6	.333	4-1	.800
2013-14	11-6	.47	3-5	.375	8-1	.889
2014-15	4-0	1.000			4-0	1.000
Totals	22-13	.629	6-11	.353	16-2	.889

### A LOOK AT THE HISTORY OF HUMPHREY COLISEUM



### LARGEST CROWDS AT THE HUMP

Crowd	Opponent	Date
10,788	Kentucky	2-16-10
10,735	Ole Miss	2-7-04
10,645	Ole Miss	2-23-02
10,541	Florida	1-7-03
10,458	Auburn	3-2-04
10,437	Alabama	2-21-04
10,432	Alabama	3-5-05
10,432	Kentucky	1-13-04
10,429	Ole Miss	2-15-03
10,421	Ole Miss	1-26-08
10,412	Ole Miss	1-13-09
10,364	Ole Miss	2-9-12
10,338	Florida	1-24-07
10,315	Kentucky	1-9-96

### INDIVIDUAL MSU RECORDS AT THE HUMP

**Most Points Scored**  
40, Rickey Brown (Auburn, 3-7-77)

**Most Rebounds**  
24, Wiley Peck (Alabama, 1-27-79)

**Most Assists**  
15, Al Perry (Vanderbilt, 1-29-77)

### TEAM MSU RECORDS AT THE HUMP

**Most Points Scored**  
123, Troy State (12-5-95)

**Most Rebounds**  
75, Mississippi Valley St. (11-21-00)

**Most Consecutive Wins**  
14, 1-22-03 to 1-10-04



## MSU COACH RICK RAY

## Head Coach Rick Ray

- On April 1, 2012, Rick Ray was named the 19th head coach in Mississippi State history.
- In his first season at MSU, produced two players to the SEC All-Freshman team — Gavin Ware and Craig Sword.
- Entering his third season, he is 27-41 in the rebuilding process.
- On the staff of three different teams that have advanced to the NCAA Tournament — Indiana State, Purdue and Clemson.
- As an assistant at Clemson for two years, the Tigers won 38 games and advanced to the second round of the NCAA Tournament in 2011.
- During his time at Purdue as an assistant, the Boilermakers won 103 games in four years.
- All four teams at Purdue earned a berth in the NCAA Tournament, with the last two advancing to the Sweet 16.
- The 2009 Purdue team won 28 games and the Big 10 Tournament en route to garnering a No. 5 seed.
- The 2007 Purdue recruiting was considered one of the tops in the country, earning national rankings of No. 5 and No. 6 by Scout and Rivals, respectively.
- Ray was an assistant at Indiana State for seven years.
- In 2000 and 2001, the Sycamores won 20-plus games and made the NCAA Tournament.
- In 2000, ISU won the Missouri Valley Conference regular-season title with a 14-4 ledger.
- In 2001, Indiana State won the MVC Tournament before upsetting Oklahoma in the first round of the NCAA Tournament.
- Ray also spent two seasons at Northern Illinois (2005 and 2006), while his first coaching job was at Nebraska-Omaha.
- Ray and his wife, Breyana, have two sons, Deacon and Mason, and one daughter, Katriece.



## Rick Ray Year-By-Year

2012-13	Result/Score
N. 9 at Troy	L, 56-53
N. 13 FLORIDA ATLANTIC	W, 78-58
N. 19 North Carolina	L, 95-49
N. 20 Marquette	L, 89-62
N. 21 Texas	L, 69-55
N. 27 ALCORN STATE	W, 60-52
D. 1 at Providence	L, 73-63
D. 4 TEXAS-SAN ANTONIO	W, 53-42
D. 15 at Loyola Chicago	L, 59-51
D. 22 Central Arkansas (Jackson, MS)	W, 79-72
D. 30 ALABAMA A&M	L, 59-57
J. 3 NEW ORLEANS	W, 97-46
J. 9 SOUTH CAROLINA	W, 56-54
J. 12 +at Georgia	W, 72-61
J. 16 +ALABAMA	L, 75-43
J. 19 +at Tennessee	L, 72-57
J. 23 +at Arkansas	L, 96-70
J. 26 +FLORIDA	L, 82-47
J. 30 +TEXAS A&M	OT L, 55-49
F. 2 +LSU	L, 69-68
F. 6 +at Ole Miss	L, 93-75
F. 9 +at Florida	L, 83-58
F. 13 +MISSOURI	L, 78-36
F. 16 +at LSU	L, 80-68
F. 20 +at Alabama	L, 64-56
F. 23 +VANDERBILT	L, 72-31
F. 27 +at Kentucky	L, 85-55
M. 2 +OLE MISS	W, 73-67
M. 6 +at South Carolina	L, 79-72
M. 9 +AUBURN	OT W, 74-71
M. 13 South Carolina*	W, 70-59
M. 14 Tennessee*	L, 69-53
2013-14	Result/Score
N. 8 PRAIRIE VIEW	W, 71-56
N. 14 KENNESAW STATE	W, 78-55
N. 19 MISSISSIPPI VALLEY STATE	W, 94-72
N. 23 at Utah State	L, 87-68
N. 27 JACKSON STATE	W, 58-56
D. 1 LOYOLA CHICAGO	OT W, 65-64
D. 5 TCU	L, 71-61
D. 13 SE Louisiana (Jackson, Miss.)	W, 68-62
D. 17 FLORIDA A&M	W, 78-65
D. 19 FLORIDA GULF COAST	W, 66-53
D. 22 South Florida (Las Vegas)	W, 71-66
D. 23 UNLV (Las Vegas)	L, 82-66
J. 2 MARYLAND EASTERN SHORE	W, 77-63
J. 8 +at Kentucky	L, 85-63
J. 11 +OLE MISS	W, 76-72
J. 15 +at Alabama	L, 80-61
J. 18 +TEXAS A&M	OT W, 81-72
J. 22 +AUBURN	W, 82-74
J. 25 +at Ole Miss	L, 82-63
J. 30 +FLORIDA	L, 62-51
F. 1 +at Vanderbilt	L, 55-49
F. 5 +at Texas A&M	L, 72-52
F. 8 +KENTUCKY	L, 69-59
F. 12 +GEORGIA	L, 75-55
F. 15 +at Auburn	L, 92-82
F. 19 +at LSU	L, 92-81
F. 22 +ARKANSAS	L, 73-69
F. 26 +TENNESSEE	L, 75-68
M. 1 +at Missouri	L, 85-66
M. 5 +at Georgia	L, 66-45
M. 8 +SOUTH CAROLINA	L, 74-62
M. 12 Vanderbilt*	W, 82-68
M. 13 Ole Miss*	L, 78-66
2014-15	Result/Score
N. 14 Western Carolina	W, 66-56
N. 17 Mississippi Valley State	W, 89-68
N. 22 Utah State	W, 71-63
N. 24 Clayton State	W, 59-46
N. 28 St. Louis	W, 75-50

+ - SEC Game  
\* - SEC Tournament

## MSU Under Rick Ray

	2014-15	Total
Leads at Halftime	5-0	23-5
Trails at Halftime	1-0	3-35
Is Tied at Halftime		3-1
Shoots 45% or better from the field	4-0	19-6
Shoots less than 45% from the field		9-35
Opp. shoots less than 45% from the field	4-0	23-13
Opp. shoots 45% or better from the field	1-0	6-29
Outrebounds (or ties) the opponent	5-0	19-9
Outrebounded by the opponent		10-32
More assists (or tied) than opponent	4-0	26-4
Fewer assists than opponent	1-0	3-37
Fewer (or ties) TOs than opponent	2-0	18-15
More TOs than opponent	3-0	11-26
Holds opponents to 65 points or less	4-0	19-7
In games decided by 10 points or less	2-0	13-14
All Games	5-0	29-41
Home Games	4-0	22-13
Road Games		1-21
Neutral-sites	1-0	6-6
Non-SEC Games	5-0	20-10
Non-SEC Home Games	4-0	16-2
Non-SEC Road Games		0-4
Non-SEC Neutral-site Games	1-0	4-4
SEC Games		7-29
SEC Home Games		6-12
SEC Road Games		1-17
SEC Tournament		2-2
November Games	5-0	11-5
December Games		6-5
January Games		7-9
February Games		0-16
March Games		4-6
Monday Games	2-0	2-2
Tuesday Games		5-1
Wednesday Games		5-16
Thursday Games		4-4
Friday Games	2-0	4-1
Saturday Games	1-0	7-15
Sunday Games		2-1
Overtime Games		3-1
Television Games	5-0	15-38
Games vs. Ranked Opponents		0-7

## Rick Ray vs. All Opponents

Alabama	0-3
Alabama A&M	0-1
Alcorn State	1-0
Arkansas	0-2
Auburn	2-1
Central Arkansas	1-0
Clayton State	1-0
Florida	0-3
Florida Atlantic	1-0
Florida A&M	1-0
Florida Gulf Coast	1-0
Georgia	1-2
Jackson State	1-0
Kennesaw State	1-0
Kentucky	0-3
Loyola Chicago	1-1
LSU	0-3
Marquette	0-1
Maryland Eastern Shore	1-0
Mississippi Valley State	2-0
Missouri	0-2
New Orleans	1-0
North Carolina	0-1
Ole Miss	2-3
Prairie View A&M	1-0
Providence	0-1
Saint Louis	1-0
South Carolina	2-2
South Florida	1-0
Southeastern Louisiana	1-0
TCU	0-1
Tennessee	0-3
Texas	0-1
Troy	0-1
Texas A&M	1-2
Texas-San Antonio	1-0
UNLV	0-1
Utah State	1-1
Vanderbilt	1-2
Western Carolina	1-0
TOTAL	29-41

MISSISSIPPI STATE BY THE NUMBERS

GAME-BY-GAME SPECIALTY STATS (MSU First)						GAME-BY-GAME LEAD/DEFICIT			
<u>Opponent</u>	<u>Bench</u>	<u>Paint</u>	<u>Off TO</u>	<u>2nd Chance</u>	<u>Fast Break</u>	<u>Opponent</u>	<u>Largest Lead</u>	<u>Largest Deficit</u>	<u>Final Score</u>
Western Carolina	12/5	16/16	15/15	7/16	0/4	Western Carolina	12 (59-47, 2nd)	6 (10-16, 1st)	W, 66-56
Mississippi Valley St.	12/30	50/28	26/26	13/6	12/10	Miss. Valley St.	33 (73-40, 2nd)	Never Trailed	W, 89-69
Utah State	14/7	30/18	11/12	14/9	4/6	Utah State	8 (71-63, 2nd)	7 (34-41, 2nd)	W, 71-63
Clayton State	14/9	38/26	16/12	7/15	12/4	Clayton State	20 (48-28, 2nd)	2 (0-2, 1st)	W, 59-46
St. Louis	14/25	24/24	8/13	6/6	17/0	St. Louis	29 (75-46, 2nd)	Never Trailed	W, 75-50
TCU						TCU			
Tulane						Tulane			
Oregon State						Oregon State			
Arkansas State						Arkansas State			
USC Upstate						USC Upstate			
Jacksonville						Jacksonville			
McNeese State						McNeese State			
Florida State						Florida State			
Tennessee						Tennessee			
Florida						Florida			
Texas A&M						Texas A&M			
Vanderbilt						Vanderbilt			
Auburn						Auburn			
Georgia						Georgia			
Ole Miss						Ole Miss			
LSU						LSU			
Tennessee						Tennessee			
Arkansas						Arkansas			
Alabama						Alabama			
Missouri						Missouri			
Ole Miss						Ole Miss			
Arkansas						Arkansas			
Kentucky						Kentucky			
South Carolina						South Carolina			
Vanderbilt						Vanderbilt			
Missouri						Missouri			

Mississippi State Scoring By The Half

Team	1st Half	2nd Half
Western Carolina	31	35
Mississippi Valley State	58	31
Utah State	34	37
Clayton State	29	30
St. Louis	37	38
TCU		
Tulane		
Oregon State		
Arkansas State		
USC Upstate		
Jacksonville		
McNeese State		
Florida State		
Tennessee		
Florida		
Texas A&M		
Vanderbilt		
Auburn		
Georgia		
Ole Miss		
LSU		
Tennessee		
Arkansas		
Alabama		
Missouri		
Ole Miss		
Arkansas		
Kentucky		
South Carolina		
Vanderbilt		
Missouri		

Lowest First Half: 29, Clayton State  
Highest First Half: 58, Mississippi Valley State  
Lowest Second Half: 30, Clayton State  
Highest Second Half: 38, St. Louis

Opponent Scoring By The Half

Team	1st Half	2nd Half
Western Carolina	30	26
Mississippi Valley State	34	34
Utah State	38	25
Clayton State	18	28
St. Louis	27	23
TCU		
Tulane		
Oregon State		
Arkansas State		
USC Upstate		
Jacksonville		
McNeese State		
Florida State		
Tennessee		
Florida		
Texas A&M		
Vanderbilt		
Auburn		
Georgia		
Ole Miss		
LSU		
Tennessee		
Arkansas		
Alabama		
Missouri		
Ole Miss		
Arkansas		
Kentucky		
South Carolina		
Vanderbilt		
Missouri		

Lowest First Half: 18, Clayton State  
Highest First Half: 38, Utah State  
Lowest Second Half: 23, St. Louis  
Highest Second Half: 34, Mississippi Valley State

## MISSISSIPPI STATE BY THE NUMBERS

## MSU'S 2014-15 RECORD WHEN . . .

Leads at Halftime	4-0
Trails at Halftime	1-0
Is Tied at Halftime	
Shoots 45% or better from the field	4-0
Shoots less than 45% from the field	1-0
Opp. shoots less than 45% from the field	5-0
Opp. shoots 45% or better from the field	
Outrebounds (or ties) the opponent	5-0
Outrebounded by the opponent	
More Assists (or ties) than the opponent	4-0
Fewer Assists than the opponent	1-0
Fewer (or ties) TOs than opponent	2-0
More TOs than opponent	3-0
Holds opponents to 65 points or less	4-0
In games decided by 10 points or less	2-0

## MSU'S 2014-15 RECORD IN . . .

All Games	5-0
Home Games	4-0
Road Games	
Neutral-sites	1-0
Non-SEC Games	5-0
Non-SEC Home Games	4-0
Non-SEC Road Games	
Non-SEC Neutral-site Games	1-0
SEC Games	
SEC Home Games	
SEC Road Games	
SEC Tournament	
November Games	5-0
December Games	
January Games	
February Games	
March Games	
Monday Games	2-0
Tuesday Games	
Wednesday Games	
Thursday Games	
Friday Games	2-0
Saturday Games	1-0
Sunday Games	
Overtime Games	
Television Games	5-0
Games vs. Ranked Opponents	

## MISC. 2014-15 TEAM STATS

Largest Lead Surrendered in Loss:

Largest Deficit Overcome in Win:

7, Utah State (11-22-14)

Largest Lead at Anytime:

33, Mississippi Valley State (11-17-14)

Largest Deficit Anytime:

7, Utah State (11-22-14)

## MISCELLANEOUS MSU INDIVIDUAL STATISTICS

Games Scoring in Double Figures: Gavin Ware 5, Fred Thomas 4, Roquez Johnson 4, Trivante Bloodman 2, Travis Daniels 2  
 Games Scoring 20-plus Points: Roquez Johnson, Travis Daniels  
 Games Scoring 30-plus Points:  
 Games Rebounding in Double Figures: Ware  
 Games With Double Figures in Assists:  
 Games With Double-Doubles: Ware  
 Games With Triple-Doubles:  
 Games As Team High Scorer (or co-leader): Johnson 4, Thomas, Daniels  
 Games As Team High Rebounder (or co-leader): Ware 3, Johnson, Daniels  
 Games As Team Leader in Assists (or co-leader): Bloodman 4, Ready 2  
 Games As Team Leader in Steals (or co-leader): Bloodman 3, Johnson 2, Ndoye 2, Ready 2, Black, Daniels, Thomas, Houston, Ware  
 Games As Team Leader in Blocks (or co-leader): Ware 5, Thomas, Daniels, Ndoye  
 Games As Team Leader in Turnovers (or co-leader): Thomas 3, Bloodman 3, Houston 2, Ndoye, Johnson

## MSU'S RECORD BY STARTING LINEUP

Bloodman, Thomas, Daniels, Ware, Johnson ..... 5-0

## GAME-BY-GAME STARTERS

Opponent	Date	Guard	Guard	Guard	Forward	Forward	Record
Western Carolina	11-14-14	Bloodman	Thomas	Daniels	Ware	Johnson	1-0
Miss. Valley State	11-17-14	Bloodman	Thomas	Daniels	Ware	Johnson	2-0
Utah State	11-22-14	Bloodman	Thomas	Daniels	Ware	Johnson	3-0
Clayton State	11-24-14	Bloodman	Thomas	Daniels	Ware	Johnson	4-0
St. Louis	11/28/14	Bloodman	Thomas	Daniels	Ware	Johnson	5-0
TCU/Bradley	11/29/14	a					
Tulane	12-06-14						
Oregon State	12-13-14						
Arkansas State	12-17-14						
USC Upstate	12-20-14						
Jacksonville	12-23-14						
McNeese State	12-30-14						
Florida State	01-02-15						
Tennessee	01-07-15						
Florida	01-10-15						
Texas A&M	01-13-15						
Vanderbilt	01-17-15						
Auburn	01-21-15						
Georgia	01-24-15						
Ole Miss	01-28-15						
LSU	01-31-15						
Tennessee	02-03-15						
Arkansas	02-07-15						
Alabama	02-10-15						
Missouri	02-14-15						
Ole Miss	02-19-15						
Arkansas	02-21-15						
Kentucky	02-25-15						
South Carolina	02-28-15						
Vanderbilt	03-04-15						
Missouri	03-07-15						

## 2014-15 Win-Loss Differential

Diff.	1	2	3	4	5	6	7	8	9	10	11	12	13	14	15	16	17	18	19	20	21	22	23	24	25+
Won								1		1			1							1					1
Lost																									



## MISSISSIPPI STATE BY THE NUMBERS

## Mississippi State In Overtime Games

This Season	0-0
Overall Overtime Record	60-49
Home Overtime Record	34-21
Road Overtime Record	18-20
Neutral Site Overtime Record	8-8
Humphrey Coliseum Overtime Record	25-16
SEC Tournament Overtime Record	2-5
Double Overtime Record	6-5
Four Overtime Record	0-2
Postseason Overtime Record	1-0
Last OT Played (10T)	vs. Texas A&M (W, 81-72, 1/18/14)
Last Double OT	vs. UMass (L, 101-96, 3/13/12)
Last Triple OT	vs. Alabama (L, 79-78, 2/27/11)
Last Four OT	vs. Ole Miss (W, 104-102, 1/24/90)

## Mississippi State Coaches In Overtime Games

Babe McCarthy	6-5
Home Overtime Record	2-2
Road Overtime Record	2-2
Neutral Site Overtime Record	2-1
Joe Dan Gold	5-3
Home Overtime Record	3-3
Road Overtime Record	1-0
Neutral Site Overtime Record	1-0
Kermit Davis	8-6
Home Overtime Record	5-3
Road Overtime Record	3-3
Ron Greene	2-0
Home Overtime Record	2-0
Jim Hatfield	3-3
Home Overtime Record	3-2
Road Overtime Record	0-1
Bob Boyd	3-4
Home Overtime Record	2-1
Road Overtime Record	1-2
Neutral Site Overtime Record	0-1
Richard Williams	15-11
Home Overtime Record	7-3
Road Overtime Record	5-5
Neutral Site Overtime Record	3-3
Rick Stansbury	15-16
Home Overtime Record	7-6
Road Overtime Record	6-7
Neutral Site Overtime Record	2-3
Rick Ray	3-1
Home Overtime Record	3-1

## OVERTIME FOES

TEAM	RECORD	TEAM	RECORD
Alabama	6-6	Morehead State	1-0
Alaska-Fairbanks	1-0	Northeastern Louisiana	0-1
Arkansas	2-1	Northwestern State	0-1
Auburn	6-4	Oklahoma	1-0
Baylor	1-0	Ole Miss	6-3
BYU	0-1	Old Dominion	0-1
California	0-1	San Diego	0-1
Drake	1-0	Santa Clara	2-0
Florida	0-3	Southern Mississippi	1-0
Florida State	1-0	Southwestern Louisiana	1-0
Georgia	3-3	South Alabama	1-0
Georgia Tech	1-0	South Carolina	3-0
Houston	0-1	Tennessee	6-2
Idaho	0-1	Texas	1-0
Kentucky	4-5	Texas A&M	1-1
Loyola	1-0	Troy	2-0
LSU	3-4	Tulane	0-1
Memphis State	1-0	UAB	0-1
Missouri-Kansas City	0-1	UMass	0-1
Montana	1-0	Vanderbilt	2-5

## MSU Season and Career Totals

	2014-15	Career
<b>Double-Figure Scoring</b>		
Gavin Ware	5 (5-0)	31 (16-15)
Trivante Bloodman	2 (2-0)	16 (6-10)
Roquez Johnson	4 (4-0)	34 (20-14)
Craig Sword		37 (18-19)
Fred Thomas	4 (4-0)	29 (15-14)
I.J. Ready		6 (3-3)
Travis Daniels	2 (2-0)	2 (2-0)
<b>20-Plus Point Games</b>		
Gavin Ware		4 (4-0)
Craig Sword		6 (3-3)
Colin Borchert		4 (3-1)
Fred Thomas		1 (1-0)
Roquez Johnson	1 (1-0)	3 (3-0)
Travis Daniels	1 (1-0)	1 (1-0)
<b>30-Plus Point Games</b>		
Craig Sword		1 (0-1)
<b>10-Plus Rebound Games</b>		
Gavin Ware	1 (1-0)	12 (9-3)
Roquez Johnson		1 (1-0)
<b>Double-Doubles</b>		
Gavin Ware	1 (1-0)	10 (7-3)
Roquez Johnson		1 (1-0)
<b>3-Plus 3-Point Games</b>		
Fred Thomas	2 (2-0)	12 (7-5)
I.J. Ready		2 (0-2)
Travis Daniels	1 (1-0)	1 (1-0)
<b>10-Plus 3-Point Attempt Games</b>		
Thomas		1 (0-1)
<b>3-Plus Steal Games</b>		
I.J. Ready		6 (3-3)
Fred Thomas		12 (8-4)
Craig Sword		14 (6-8)
Roquez Johnson		1 (0-1)
Trivante Bloodman	1 (1-0)	5 (3-2)
Gavin Ware		1 (1-0)
<b>5-Plus Block Games</b>		
Ware		1 (0-1)
<b>5-Plus Made Free Throws</b>		
Trivante Bloodman	3 (3-0)	15 (10-5)
Roquez Johnson	1 (1-0)	15 (9-6)
Craig Sword		13 (8-5)
Fred Thomas	3 (3-0)	8 (5-3)
Gavin Ware	2 (2-0)	8 (5-3)
Travis Daniels	1 (1-0)	1 (1-0)
Maurice Dunlap	1 (1-0)	1 (1-0)

Note: Record in games in ()

# THE LAST TIME . . .

## THE LAST TIME AN MSU PLAYER ...

### Scored 30 or more points in a game:

32, Ravern Johnson vs. Tenn. St. (11-12-10)

### Scored 33 or more points in a game:

33, Craig Sword at LSU (2-19-14)

### Scored 34 or more points in a game:

34, Arnett Moultrie vs. UMass (3-13-12)

### Scored 35 or more points in a game:

36, Jeff Malone at Ole Miss (2-19-83)

### Scored 37 or more points in a game:

39, Jeff Malone vs. Alabama (1-31-83)

### Scored 40 or more points in a game:

40, Rickey Brown vs. Auburn (3-7-77)

### Scored 20+ points in back-to-back games:

Craig Sword (24 vs. Loyola 12-01-13;

24 vs. TCU (12-05-13)

### Scored 20+ points in three-consecutive games:

Craig Sword (24 vs. Loyola, 12-01-13; 24 vs.

TCU, 12-05-13; 22 vs. SELA, 12-13-13)

### Scored 20+ points in five-consecutive games:

Jeff Malone, 1982-83 (11 consecutive)

### Scored 30+ points in back-to-back games:

Jeff Malone (36 at Ole Miss & 30 vs.

Georgia, 1982-83)

### Scored 30+ points in three-consecutive games:

Jeff Malone (33 at LSU; 36 at Ole Miss &

30 vs. Georgia, 1982-83)

### Made 10 field goals in a game:

10, Gavin Ware vs. Maryland ES (1-2-14)

### Made 11 field goals in a game:

11, Craig Sword at LSU (2-19-14)

### Made 12 field goals in a game:

12, Arnett Moultrie vs. UMass (3-13-12)

### Made 13 field goals in a game:

13, Horatio Webster vs. SW Missouri St. (11-23-97)

### Made 14 field goals in a game:

14, Cameron Burns at Georgia (1-17-90)

### Made 15 or more field goals in a game:

16, Raymond Brown vs. Florida (3-2-85)

### Attempted 20 field goals in a game:

20, Ravern Johnson vs. St. Mary's (12-29-10)

### Attempted 21 or more field goals in a game:

21, Dee Bost vs. Kentucky (2-16-10)

### Attempted 23 or more field goals in a game:

23, Arnett Moultrie vs. UMass (3-13-12)

### Attempted 25 field goals in a game:

25, Chuck Evans at Alabama (3-6-93)

### Attempted 26 field goals in a game:

26, Tony Watts at Ole Miss (2-22-92)

### Attempted 27 or more field goals in a game:

28, Jeff Malone vs. Vanderbilt (1-8-83)

### Made six 3-pointers in a game:

6, Dee Bost vs. Old Dominion (11-28-09)

### Made seven 3-pointers in a game:

7, Dee Bost vs. Troy (12-10-11)

### Made eight or more 3-pointers in a game:

8, Winsome Frazier vs. UMKC (11-23-04)

### Attempted 11 3-pointers in a game:

11, Dee Bost vs. Detroit (12-17-11)

### Attempted 12 3-pointers in a game:

12, Ravern Johnson vs. ETSU (12-11-10)

### Attempted 13 or more 3-pointers in a game:

13, Dee Bost vs. Troy (12-10-11)

### Attempted 16 or more 3-pointers in a game:

17, Darryl Wilson vs. Alabama (3-4-95)

### Made 14 or more free throws in a game:

14, Trivante Bloodman vs. Auburn (2-15-14)

### Made 15 or more free throws in a game:

15, Craig Sword vs. Ole Miss (1-11-14)

### Attempted 17 free throws in a game:

17, Jarvis Varnado at Houston (12-19-09)

### Attempted 18 free throws in a game:

18, Craig Sword vs. Ole Miss (1-11-14)

### Attempted 19 free throws in a game:

19, Carl Nichols vs. SE La. (12-1-88)

### Had 16 rebounds in a game:

16, Gavin Ware vs. Maryland ES (1-2-14)

### Had 17 rebounds in a game:

17, Jarvis Varnado at San Diego (12-31-09)

### Had 18 or more rebounds in a game:

21, Wesley Morgan vs. SE La. (11-28-05)

### Had 22 or more rebounds in a game:

23, Rickey Brown vs. Vanderbilt (12-6-79)

### Had 24 or more rebounds in a game:

24, Wiley Peck vs. Alabama (1-27-79)

### Had 10 or more offensive rebounds in a game:

11, Arnett Moultrie vs. Northwestern State (12-22-11)

### Had 10 or more defensive rebounds in a game:

11, Gavin Ware vs. Maryland ES (1-2-14)

### Had 13 or more defensive rebounds in a game:

13, Colin Borchert (3-9-13)

### Had 15 or more defensive rebounds in a game:

15, Jarvis Varnado at San Diego (12-31-09)

### Had 10 assists in a game:

10, Dee Bost vs. LSU (1-25-11)

### Had 11 assists in a game:

11, Dee Bost vs. Vanderbilt (3-11-11)

### Had 13 assists in a game:

13, Dee Bost vs. Ole Miss (2-9-12)

### Had 14 assists in a game:

14, Gary Ervin vs. Florida A&M (12-20-04)

### Had 15 or more assists in a game:

16, Chuck Evans at UMKC (2-23-93)

### Had 10 or more turnovers in a game:

10, Charles Rhodes vs. Nicholls (11-11-06)

### Had five or more blocks in a game:

5, Gavin Ware at Loyola (12-15-12)

### Had seven blocks in a game:

7, Jarvis Varnado at LSU (2-20-10)

### Had eight blocks in a game:

8, Jarvis Varnado vs. Alabama (2-24-10)

### Had nine blocks in a game:

9, Jarvis Varnado at Vanderbilt (2-3-10)

### Had 10 blocks in a game:

10, Jarvis Varnado vs. Arkansas (1-14-10)

### Had 10+ blocks in two consecutive games:

Jarvis Varnado (10 vs. Georgia & 10 vs.

Kentucky, 2007-08)

### Had five steals in a game:

5, Fred Thomas vs. Clayton State (11-24-14)

### Had six or more steals in a game:

7, Craig Sword vs. Ole Miss (1-11-14)

## LAST TIME AN MSU TEAM...

### Scored 100 or more points:

106 vs. Troy (12-10-11)

### Scored 100 or more points in an SEC game:

105 vs. Auburn (3-2-04)

### Allowed 100 or more points in an SEC game:

115 at Arkansas (2-20-93)

### Allowed 100 or more points in non-SEC play:

101 vs. UMass (3-13-12)

### Was held to 52 points or less:

52 at Texas A&M (2-5-14)

### Was held to 50 points:

50 vs. Alabama (2-25-12)

### Was held to 49 points or less:

49 vs. Vanderbilt (2-1-14)

### Was held to 45 points or less:

45 at Georgia (3-5-14)

### Was held to 40 points or less:

36 vs. Missouri (2-13-13)

### Was held to 35 points or less:

31 vs. Vanderbilt (2-23-13)

### Held opponent to 59 points or less:

59 vs. South Carolina - SECT (3-13-13)

### Held opponent to 56 points or less:

56 vs. Western Carolina (11-14-14)

### Held opponent to 55 points or less:

55 vs. Vanderbilt (2-1-14)

### Held opponent to 50 points or less:

50 vs. St. Louis (11-28-14)

### Held opponent to 45 points or less:

45 vs. MVSU (12-28-09)

### Held opponent to 42 points or less:

42 vs. Texas-San Antonio (12-4-12)

### Held opponent to 39 points or less:

39 at LSU (1-9-08)

### Shot 50 percent or better from the field:

.500 [26-52] at LSU (2-19-14)

### Shot 55 percent or better from the field:

.556 [30-55] vs. St. Louis (11-28-14)

### Shot 60 percent or better from the field:

.604 [29-48] vs. Auburn (2-4-12)

### Shot 65 percent or better from the field:

.660 [35-53] vs. Western Kentucky (1-5-09)

### Was held to less than 35 percent from the field:

.340 [17-50] at Georgia (3-5-14)

### Was held to less than 30 percent from the field:

.283 [17-60] vs. North Carolina (11-19-12)

### Was held to less than 25 percent from the field:

.175 [7-40] vs. Vanderbilt (2-23-13)

### Held opp. to 35 percent or less from the field:

.346 [18-52] vs. Clayton State (11-24-14)

### Held opp. to 30 percent or less from the field:

.273 [15-55] vs. Texas-San Antonio (12-4-12)

### Opponent shot 50 percent or better:

.623 [33-53] at Missouri (3-1-14)

### Made 35 or more field goals:

35 vs. Mississippi Valley State (11-19-13)

### Made 40 or more field goals:

40 vs. Troy (12-10-11)

### Attempted 70 or more shots from the field:

71 vs. Troy (12-10-11)

### Attempted 80 or more shots from the field:

80 at Alabama (2-21-09)

### Attempted just 40 shots from the field:

40 vs. Vanderbilt (2-23-13)

### Attempted 39 or fewer shots from the field:

37 vs. Western Carolina (11-14-14)

### Made 10 or more 3-pointers:

10 at Missouri (3-1-14)

### Made 12 3-pointers:

12 vs. Auburn (2-4-12)

### Made 15 3-pointers:

15 vs. North Carolina A&T (12-12-10)

### Made 16 3-pointers:

16 vs. Troy (12-10-11)

### Did not make a 3-pointer:

[0-7] at Clayton State (11-24-14)

### Made just one 3-pointer:

vs. Kentucky (2-8-14)

### Made just two 3-pointers:

vs. Vanderbilt (2-23-13)

### Attempted 10 3-pointers or less:

9 vs. Western Carolina (11-14-14)

### Attempted six 3-pointers or less:

6 at Ole Miss (1-29-03)

### Attempted 25 3-pointers:

25 vs. Georgia (2-14-12)

### Attempted 26 3-pointers:

26 vs. South Carolina (3-5-11)

### Attempted 27 or more 3-pointers:

29 vs. Ole Miss (1-18-12)

### Attempted 30 or more 3-pointers:

31 vs. Troy (12-10-11)

### Attempted 35 or more 3-pointers:

35 vs. Kentucky (2-16-10)

### Made 31 or more free throws:

31 vs. Auburn (1-22-14)

### Made 40 or more free throws:

41 vs. LSU (2-11-09)

### Made 50 or more free throws:

52 vs. LSU (2-11-09)

### Made fewer than five free throws:

4 at Vanderbilt (2-1-14)

### Made fewer than four free throws:

3 vs. Baylor (12-28-11)

### Made only 1 free throw:

1 vs. Florida (1-30-14)

### Attempted 30 or more free throws:

32 vs. MVSU (11-17-14)

# THE LAST TIME (CONTINUED) . . .

<b>Attempted 35 or more free throws:</b> 37 vs. Western Kentucky (11-14-14)	<b>Had 5 Assists:</b> 5, Clayton State (11-24-14)	<b>Had 11 blocked shots:</b> 11 at Alabama (2-21-09)
<b>Attempted 40 or more free throws:</b> 43 vs. Auburn (1-22-14)	<b>Had Fewer Than 5 Assists:</b> 4, Georgia (3-5-14)	<b>Had 12 blocked shots:</b> 12 vs. Troy (11-26-10)
<b>Attempted 45 or more free throws:</b> 45 vs. Florida A&M (12-17-13)	<b>Had 20 or more turnovers:</b> 20 vs. South Carolina (3-6-13)	<b>Had 13 blocked shots:</b> 13 vs. Arkansas (1-14-10)
<b>Attempted fewer than 10 free throws:</b> 6, vs. Florida (1-30-14)	<b>Had 21 or more turnovers:</b> 21 at Auburn (2-15-14)	<b>Had 14 blocked shots:</b> 14 vs. Texas-Pan American (11-24-09)
<b>Had 50 or more rebounds:</b> 51 vs. Prairie View (11-8-13)	<b>Had 22 or more turnovers:</b> 23 vs. Alabama (2-20-13)	<b>Had 16 blocked shots:</b> 16 vs. Georgia (1-12-08)
<b>Had 55 or more rebounds:</b> 58 vs. Troy (12-10-05)	<b>Had 25 turnovers:</b> 26 vs. Mississippi Valley State (11-17-14)	<b>Had 10 steals:</b> 10 vs. South Florida (12-22-13)
<b>Had 59 or more rebounds:</b> 59 at Houston (12-19-09)	<b>Had 29 or more turnovers:</b> 29 at Arkansas (1-23-13)	<b>Had 11 steals:</b> 11 at Clayton State (11-24-14)
<b>Had fewer than 25 rebounds:</b> 23 vs. Utah State (11-23-13)	<b>Had 30 or more turnovers:</b> 31 at Kentucky (1-7-97)	<b>Had 12 steals:</b> 12 vs. Florida A&M (12-17-13)
<b>Had 20 or fewer rebounds:</b> 20 vs. Florida (1-26-13)	<b>Had 34 or more turnovers:</b> 34 at Evansville (12-17-75)	<b>Had 13 or more steals:</b> 14 vs. South Carolina (1-9-13)
<b>Had 20 or more assists:</b> 20 vs. Louisiana-Monroe (11-21-11)	<b>Had fewer than 10 turnovers:</b> 9 vs. Auburn (1-22-14)	<b>Had 15 or more steals:</b> 15 vs. Florida Gulf Coast (12-19-13)
<b>Had 21 or more assists:</b> 21 vs. Auburn (2-4-12)	<b>Had five or fewer turnovers:</b> 5 vs. Florida Atlantic (11-30-10)	<b>Had 17 or more steals:</b> 17 vs. Florida Atlantic (11-13-12)
<b>Had 25 or more assists:</b> 25 vs. St. Bonaventure (12-05-09)	<b>Forced 25 or more turnovers:</b> 26 vs. Kennesaw State (11-14-13)	<b>Had 20 or more steals:</b> 20 vs. Nicholls State (11-17-01)
<b>Had 30 or more assists:</b> 30 vs. Troy (12-10-11)	<b>Had 10 blocked shots:</b> 10 vs. Tennessee (1-12-12)	<b>Had 1 steal or less:</b> 1 vs. Vanderbilt (3-11-11)

## CHARTING THE BULLDOGS

Dunks		Final Three Minutes From FT Line	
Gavin Ware	7	Trivante Bloodman	10-10
Roquez Johnson	4	Gavin Ware	4-4
Fred Thomas	1	Demetrius Houston	3-5
Demetrius Houston	1	I.J. Ready	2-2
Fallou Ndoye	1	Fred Thomas	2-2
<b>Charges Drawn</b>		Maurice Dunlap	1-2
<b>Point Distribution (%)</b>		Oliver Black	1-2
Senior	114 (31.7 percent)	Roquez Johnson	0-2
Junior	180 (50.0 percent)	<b>TOTAL</b>	<b>23-29 (.793)</b>
Sophomore	9 (2.5 percent)		
Freshman	57 (15.8 percent)		
<b>TOTAL:</b>	<b>360</b>		
<b>First Sub</b>			
Fallou Ndoye	4		
Demetrius Houston	3		
Oliver Black	2		
Maurice Dunlap	2		
Ready	1		
<b>Scored First Points</b>			
Trivante Bloodman	1		
Travis Daniels	1		
Roquez Johnson	1		
Fred Thomas	2		
<b>How First Points Were Scored</b>			
3-pointer	2		
Jumper			
Layup	3		
Dunk			
Free Throw			

## DIFFERENCE BETWEEN WINNING AND LOSING

Wins	Stat	Losses
72.0.....	Points.....	
56.6.....	Opp. Points.....	
+15.4.....	Scoring Margin.....	
49.4%.....	FG%.....	
36.8%.....	Opp. FG%.....	
31.7%.....	3FG%.....	
30.0%.....	Opp. 3FG%.....	
74.2%.....	FT%.....	
56.2%.....	Opp. FT%.....	
41.2.....	Rebounds.....	
25.4.....	Opp. Rebounds.....	
+15.8.....	Rebound Margin.....	
11.4.....	Assists.....	
15.8.....	Turnovers.....	
-3.2.....	Turnover Margin.....	
6.6.....	Steals.....	
4.4.....	Blocks.....	



## 0 MARUICE DUNLAP



Freshman | Guard

6-2 | 175

Greenwood, MS

Amanda Elzy HS

## Season Highs

**Points:** 6, Western Carolina, 11-14-14  
**FGM:** 2, twice, last vs. Clayton State, 11-24-14  
**FGA:** 5, MVSU, 11-17-14  
**3FGM:** 2, Western Carolina, 11-14-14  
**3FGA:** 4, Western Carolina, 11-14-14  
**FTM:** 5, MVSU, 11-17-14  
**FTA:** 6, MVSU, 11-17-14  
**Rebounds:** 2, MVSU, 11-17-14  
**Assists:** 1, MVSU, 11-17-14  
**Blocks:** --  
**Steals:** 1, twice, last vs. Clayton State, 11-24-14  
**Minutes:** 16, MVSU, 11-17-14

## Dunlap's Notes . . .

✓ Scored 6 points and grabbed a rebound vs. Western Carolina in his Bulldog debut.

✓ Made five free throws and tallied two rebounds, an assist and a steal vs. MVSU.

✓ Added 4 points and a steal vs. Clayton State.

## 2013-14 Game-By-Game

Opponent	MIN	FG	Pct.	3FG	Pct.	FT	Pct.	O-D-R	PF	A	TO	B	S	PTS
N14 Western Carolina	15	2-4	.500	2-4	.500	0-0	.000	0-1-1	3	0	0	0	0	6
N17 Mississippi Valley State	16	0-5	.000	0-2	.000	5-6	.833	1-1-2	1	1	3	0	1	5
N22 Utah State	7	0-1	.000	0-1	.000	0-0	.000	0-0-0	1	0	0	0	0	0
N24 Clayton State	12	2-4	.500	0-1	.000	0-0	.000	0-0-0	2	0	0	0	1	4
N28 St. Louis	5	1-4	.250	0-3	.000	0-0	.000	0-1-1	1	0	0	0	0	2
N29 TCU														
D6 Tulane														
D13 Oregon State														
D17 Arkansas State														
D20 USC Upstate														
D23 Jacksonville														
D30 McNeese State														
J2 Florida State														
J7 Tennessee														
J10 Florida														
J13 Texas A&M														
J17 Vanderbilt														
J21 Auburn														
J24 Georgia														
J28 Ole Miss														
J31 LSU														
F3 Tennessee														
F7 Arkansas														
F10 Alabama														
F14 Missouri														
F19 Ole Miss														
F21 Arkansas														
F25 Kentucky														
F28 South Carolina														
M4 Vanderbilt														
M7 Missouri														
M11 SEC Tournament														

## CAREER STATS FOR MAURICE DUNLAP

Year	GP-GS	Min/Avg	FG-FGA	Pct	3FM-3GA	Pct	FT-FTA	Pct	Rebs	PF-D	Asst	TO	Blk	Stl	Pts/Avg
2014-15	5-0	55/11.0	5-18	.278	2-11	.182	5-6	.833	4-0.8	8-0	1	3	0	2	17/3.4

## 1 FRED THOMAS



Junior | Guard

6-5 | 206

Jackson, MS

Jim Hill HS

## Season Highs

**Points:** 17, MVSU, 11-17-14  
**FGM:** 4, four times, last vs. St. Louis, 11-28-14  
**FGA:** 12, Utah State, 11-22-14  
**3FGM:** 3, twice, last vs. St. Louis, 11-28-14  
**3FGA:** 5, three times, last vs. St. Louis, 11-28-14  
**FTM:** 6, MVSU, 11-17-14  
**FTA:** 9, Utah State, 11-22-14  
**Rebounds:** 6, twice, last vs. MVSU, 11-17-14  
**Assists:** 2, twice, last vs. St. Louis, 11-28-14  
**Blocks:** 2, MVSU, 11-17-14  
**Steals:** 5, Clayton State, 11-24-14  
**Minutes:** 32, twice, last vs. Utah State, 11-22-14

## Career Highs

**Points:** 21, South Carolina, 3-13-13  
**FGM:** 7, twice, last vs. Missouri, 3-1-14  
**FGA:** 15, Marquette, 11-20-12  
**3FGM:** 4, six times, last vs. Missouri, 3-1-14  
**3FGA:** 10, twice, last vs. Providence, 12-1-12  
**FTM:** 8, Florida, 1-26-13  
**FTA:** 9, twice, last vs. Utah State, 11-22-14  
**Rebounds:** 7, Central Arkansas, 12-22-12  
**Assists:** 4, twice, last vs. USC, 3-6-13  
**Blocks:** 3, four times, last vs. Auburn, 1-22-14  
**Steals:** 7, Florida, 1-26-13  
**Minutes:** 41, Texas A&M, 1-18-14

## 2013-14 Game-By-Game

Opponent	MIN	FG	Pct.	3FG	Pct.	FT	Pct.	O-D-R	PF	A	TO	B	S	PTS
N14 Western Carolina	32	4-10	.400	2-5	.400	5-5	1.000	1-5-6	2	0	3	1	0	15
N17 Mississippi Valley State	30	4-7	.571	3-4	.750	6-8	.750	0-6-6	2	2	6	2	0	17
N22 Utah State	32	4-12	.333	2-5	.400	5-9	.556	1-2-3	2	1	1	0	1	15
N24 Clayton State	25	2-6	.333	0-2	.000	1-1	1.000	0-2-2	3	0	2	1	5	5
N28 St. Louis	21	4-6	.667	3-5	.600	3-3	1.000	0-3-3	2	2	1	0	0	14
N29 TCU														
D6 Tulane														
D13 Oregon State														
D17 Arkansas State														
D20 USC Upstate														
D23 Jacksonville														
D30 McNeese State														
J2 Florida State														
J7 Tennessee														
J10 Florida														
J13 Texas A&M														
J17 Vanderbilt														
J21 Auburn														
J24 Georgia														
J28 Ole Miss														
J31 LSU														
F3 Tennessee														
F7 Arkansas														
F10 Alabama														
F14 Missouri														
F19 Ole Miss														
F21 Arkansas														
F25 Kentucky														
F28 South Carolina														
M4 Vanderbilt														
M7 Missouri														
M11 SEC Tournament														

## Thomas' Notes . . .

✓ Tallied 15 points and six rebounds in season opener vs. Western Carolina.

✓ Added 17 points and six boards against MVSU.

✓ Recorded 15 points and three boards vs. Utah State.

✓ Tallied a season-high 5 steals vs. Clayton State.

✓ Scored 14 points vs. St. Louis.

## CAREER STATS FOR FRED THOMAS

Year	GP-GS	Min/Avg	FG-FGA	Pct	3FM-3GA	Pct	FT-FTA	Pct	Rebs	PF-D	Asst	TO	Blk	Stl	Pts/Avg
2012-13	32-19	917/28.7	103-314	.328	41-172	.238	62-78	.195	112-3.5	45-1	43	49	27	56	309/9.7
2013-14	31-23	927/29.9	99-259	.382	46-144	.319	45-72	.625	91-2.9	56-0	44	40	23	31	289/9.3
2014-15	5-5	140/28.0	18-41	.439	10-21	.476	20-26	.769	20-4.0	11-0	5	13	4	6	66/13.2
TOTAL	68-47	1984/29.2	220-614	.358	97-337	.287	127-176	.722	223-3.3	112-1	92	102	54	93	664/9.8

## 2 DEMETRIUS HOUSTON



Freshman | Guard

6-7 | 210

Montgomery, AL

G.W. Carver HS

## Season Highs

Points: 4, twice, last vs. St. Louis, 11-28-14

FGM: 2, twice, last vs. St. Louis, 11-28-14

FGA: 6, MVSU, 11-17-14

3FGM: 1, Utah State, 11-22-14

3FGA: 3, Utah State, 11-22-14

FTM: 3, Western Carolina, 11-14-14

FTA: 5, Western Carolina, 11-14-14

Rebounds: 7, twice, MVSU, 11-17-14

Assists: 1, twice, last vs. St. Louis, 11-28-14

Blocks: 1, St. Louis, 11-28-14

Steals: 1, twice, last vs. St. Louis, 11-28-14

Minutes: 22, Western Carolina 11-14-14

## Houston's Notes . . .

✓ Scored 3 points and grabbed 7 rebounds vs. Western Carolina in his Bulldog debut.

✓ Tallied 4 points, 7 rebounds and a steal vs. MVSU.

✓ Recorded 4 points, 3 rebounds and his first-career block vs. St. Louis.

## 2013-14 Game-By-Game

Opponent	MIN	FG	Pct.	3FG	Pct.	FT	Pct.	O-D-R	PF	A	TO	B	S	PTS
N14 Western Carolina	22	0-4	.000	0-0	.000	3-5	.600	2-5-7	3	0	1	0	0	3
N17 Mississippi Valley State	20	2-6	.333	0-2	.000	0-0	.000	0-7-7	1	0	2	0	1	4
N22 Utah State	10	1-5	.200	1-3	.333	0-0	.000	0-3-3	0	1	4	0	0	3
N24 Clayton State	19	0-5	.000	0-0	.000	0-0	.000	2-3-5	3	0	2	0	0	0
N28 St. Louis	12	2-5	.400	0-1	.000	0-0	.000	1-2-3	0	1	0	1	1	4
N29 TCU														
D6 Tulane														
D13 Oregon State														
D17 Arkansas State														
D20 USC Upstate														
D23 Jacksonville														
D30 McNeese State														
J2 Florida State														
J7 Tennessee														
J10 Florida														
J13 Texas A&M														
J17 Vanderbilt														
J21 Auburn														
J24 Georgia														
J28 Ole Miss														
J31 LSU														
F3 Tennessee														
F7 Arkansas														
F10 Alabama														
F14 Missouri														
F19 Ole Miss														
F21 Arkansas														
F25 Kentucky														
F28 South Carolina														
M4 Vanderbilt														
M7 Missouri														
M11 SEC Tournament														

## CAREER STATS FOR DEMETRIUS HOUSTON

Year	GP-GS	Min/Avg	FG-FGA	Pct	3FM-3GA	Pct	FT-FTA	Pct	Rebs	PF-D	Ast	TO	Blk	Stl	Pts/Avg
2014-15	5-0	83/16.6	5-25	.200	1-6	.167	3-5	.600	25-5.0	7-0	2	9	1	2	14/2.8



## 3 TRIVANTE BLOODMAN



Senior | Guard

6-0 | 190

The Bronx, NY

Olney Central College

## Season Highs

**Points:** 12, Clayton State, 11-24-14  
**FGM:** 4, MVSU, 11-17-14  
**FGA:** 5, MVSU, 11-17-14  
**3FGM:** --  
**3FGA:** 1, three times, last vs. Clayton State, 11-24-14  
**FTM:** 8, Clayton State, 11-24-14  
**FTA:** 8, Clayton State, 11-24-14  
**Rebounds:** 3, three times, last vs. St. Louis, 11-28-14  
**Assists:** 7, MVSU, 11-17-14  
**Blocks:** --  
**Steals:** 4, MVSU, 11-17-14  
**Minutes:** 32, Western Carolina 11-14-14

## Career Highs

**Points:** 18, Auburn, 2-15-14  
**FGM:** 5, Kentucky, 1-8-14  
**FGA:** 9, Missouri, 3-1-14  
**3FGM:** 2, Texas, 11-21-12  
**3FGA:** 4, Missouri, 3-1-14  
**FTM:** 14, Auburn, 2-15-14  
**FTA:** 15, Auburn, 2-15-14  
**Rebounds:** 8, Providence, 12-1-12  
**Assists:** 9, Auburn, 2-15-14  
**Blocks:** 1, Georgia, 1-12-13  
**Steals:** 4, twice, last vs. MVSU, 11-17-14  
**Minutes:** 39, twice, last vs. Loyola-Chi, 12-1-13

## 2013-14 Game-By-Game

Opponent	MIN	FG	Pct.	3FG	Pct.	FT	Pct.	O-D-R	PF	A	TO	B	S	PTS
N14 Western Carolina	32	1-2	.500	0-0	.000	5-6	.833	0-2-2	2	6	3	0	0	7
N17 Mississippi Valley State	30	4-5	.800	0-1	.000	3-4	.750	0-3-3	3	7	4	0	4	11
N22 Utah State	26	1-2	.500	0-1	.000	6-6	1.000	1-2-3	4	6	2	0	0	8
N24 Clayton State	24	2-4	.500	0-1	.000	8-8	1.000	1-1-2	1	2	2	0	1	12
N28 St. Louis	20	2-3	.667	0-0	.000	1-1	1.000	0-3-3	1	3	4	0	1	5
N29 TCU														
D6 Tulane														
D13 Oregon State														
D17 Arkansas State														
D20 USC Upstate														
D23 Jacksonville														
D30 McNeese State														
J2 Florida State														
J7 Tennessee														
J10 Florida														
J13 Texas A&M														
J17 Vanderbilt														
J21 Auburn														
J24 Georgia														
J28 Ole Miss														
J31 LSU														
F3 Tennessee														
F7 Arkansas														
F10 Alabama														
F14 Missouri														
F19 Ole Miss														
F21 Arkansas														
F25 Kentucky														
F28 South Carolina														
M4 Vanderbilt														
M7 Missouri														
M11 SEC Tournament														

## Bloodman's Notes . . .

✓ Had game-high 6 assists in opener versus Western Carolina.

✓ Tied a career-high with 4 steals vs. MVSU, also tallying 11 points and a game-high 7 assists.

✓ Scored 8 points and recorded six assists vs. Utah State.

✓ Shot a perfect 8-for-8 from the free throw line and scored 12 points vs. Clayton State.

## CAREER STATS FOR TRIVANTE BLOODMAN

Year	GP-GS	Min/Avg	FG-FGA	Pct	3FM-3GA	Pct	FT-FTA	Pct	Rebs	PF-D	Ast	TO	Blk	Stl	Pts/Avg
2012-13	32-32	931/29.1	51-145	.352	12-43	.279	82-113	.726	104-3.3	82-2	75	88	1	37	196/6.1
2013-14	33-17	816/24.7	63-132	.477	9-32	.281	81-111	.730	65-2.0	55-0	82	58	0	30	216/6.5
2014-15	5-5	132/26.4	10-16	.625	0-3	.000	23-25	.920	13-2.6	11-0	24	15	0	6	43/8.6
TOTALS	70-54	1879/26.8	124-293	.423	21-78	.269	186-249	.747	182-2.6	148-2	181	161	1	73	455/6.5

## 15 I.J. READY



Sophomore | Guard

5-11 | 170

North Little Rock, AR

Parkview Magnet HS

## Season Highs

**Points:** 5, St. Louis, 11-28-14  
**FGM:** 2, St. Louis, 11-28-14  
**FGA:** 5, St. Louis, 11-28-14  
**3FGM:** 1, St. Louis, 11-28-14  
**3FGA:** 3, St. Louis, 11-28-14  
**FTM:** 2, twice, last vs. Clayton State, 11-24-14  
**FTA:** 3, Clayton State, 11-24-14  
**Rebounds:** 2, three times, last vs. St. Louis, 11-28-14  
**Assists:** 5, St. Louis, 11-28-14  
**Blocks:** --  
**Steals:** 2, twice, last vs. Clayton State, 11-24-14  
**Minutes:** 21, St. Louis, 11-28-14

## Career Highs

**Points:** 14, Prairie View, 11-8-13  
**FGM:** 6, Prairie View, 11-8-13  
**FGA:** 11, twice, last vs. Arkansas, 2-22-14  
**3FGM:** 3, twice, last vs. Ole Miss, 1-25-14  
**3FGA:** 7, TCU, 12-5-13  
**FTM:** 4, Florida Gulf Coast, 12-19-13  
**FTA:** 4, Florida Gulf Coast, 12-19-13  
**Rebounds:** 6, twice, last vs. So. Fla., 12-22-13  
**Assists:** 7, South Florida, 12-22-13  
**Blocks:** --  
**Steals:** 5, Florida Gulf Coast, 12-19-13  
**Minutes:** 35, Arkansas, 2-22-14

## 2013-14 Game-By-Game

Opponent	MIN	FG	Pct.	3FG	Pct.	FT	Pct.	O-D-R	PF	A	TO	B	S	PTS
N14 Western Carolina	-DNP-													
N17 Mississippi Valley State	-DNP-													
N22 Utah State	15	0-2	.000	0-2	.000	2-2	1.000	0-2-2	2	3	0	0	2	2
N24 Clayton State	19	0-2	.000	0-2	.000	2-3	.667	0-2-2	1	2	1	0	2	2
N28 St. Louis	21	2-6	.333	1-3	.333	0-0	.000	0-2-2	0	5	0	0	1	5
N29 TCU														
D6 Tulane														
D13 Oregon State														
D17 Arkansas State														
D20 USC Upstate														
D23 Jacksonville														
D30 McNeese State														
J2 Florida State														
J7 Tennessee														
J10 Florida														
J13 Texas A&M														
J17 Vanderbilt														
J21 Auburn														
J24 Georgia														
J28 Ole Miss														
J31 LSU														
F3 Tennessee														
F7 Arkansas														
F10 Alabama														
F14 Missouri														
F19 Ole Miss														
F21 Arkansas														
F25 Kentucky														
F28 South Carolina														
M4 Vanderbilt														
M7 Missouri														
M11 SEC Tournament														

## Ready's Notes . . .

✓ Did not play in the first two games due to surgery to repair a bulging disk.

✓ Made his 2014-15 debut vs. Utah State, recording 2 points, 3 assists and 2 steals.

✓ Tallied a game-high 5 assists to go along with 5 points vs. St. Louis.

## CAREER STATS FOR I.J. READY

Year	GP-GS	Min/Avg	FG-FGA	Pct	3FM-3GA	Pct	FT-FTA	Pct	Rebs	PF-D	Asst	TO	Blk	Stl	Pts/Avg
2013-14	26-21	626/24.1	59-159	.371	17-48	.354	18-21	.857	55-2.1	31-1	69	41	0	32	153/5.9
2014-15	3-0	55/18.3	2-10	.200	1-7	.143	4-5	.800	6-2.0	3-0	10	1	0	5	9/3.0
Totals	29-21	681/23.5	61-169	.361	18-55	.327	22-26	.846	61-2.1	34-1	79	42	0	37	162/5.6

## 20 GAVIN WARE



Junior | Forward

6-9 | 260

Starkville, MS

Starkville HS

## Season Highs

Points: 19, MVSU, 11-17-14  
 FGM: 9, MVSU, 11-17-14  
 FGA: 11, twice, last vs. St. Louis, 11-28-14  
 3FGM: --  
 3FGA: --  
 FTM: 7, Clayton State, 11-24-14  
 FTA: 8, twice, last vs. Clayton State, 11-24-14  
 Rebounds: 10, Western Carolina, 11-14-14  
 Assists: 1, twice, last vs. St. Louis, 11-28-14  
 Blocks: 3, three times, last vs. St. Louis, 11-28-14  
 Steals: 1, Western Carolina 11-14-14  
 Minutes: 32, Western Carolina 11-14-14

## Career Highs

Points: 23, MVSU, 11-19-13  
 FGM: 10, Maryland Eastern Shore, 1-2-14  
 FGA: 14, Maryland Eastern Shore, 1-2-14  
 3FGM: --  
 3FGA: --  
 FTM: 8, Kentucky, 2-8-14  
 FTA: 11, MVSU, 11-19-13  
 Rebounds: 16, Maryland E. Shore, 1-2-14  
 Assists: 2, Arkansas, 1-23-13  
 Blocks: 5, Loyola, 12-15-12  
 Steals: 3, Kennesaw State, 11-14-13  
 Minutes: 36, Texas A&M, 1-30-13

## 2013-14 Game-By-Game

Opponent	MIN	FG	Pct.	3FG	Pct.	FT	Pct.	O-D-R	PF	A	TO	B	S	PTS
N14 Western Carolina	32	4-7	.571	0-0	.000	6-8	.750	3-7-10	3	0	2	3	1	14
N17 Mississippi Valley State	23	9-11	.818	0-0	.000	1-1	1.000	4-4-8	2	1	0	3	0	19
N22 Utah State	23	6-7	.857	0-0	.000	0-0	.000	3-5-8	3	0	1	2	0	12
N24 Clayton State	22	2-8	.250	0-0	.000	7-8	.875	2-5-7	2	0	0	1	0	11
N28 St. Louis	22	8-11	.727	0-0	.000	0-0	.000	1-4-5	3	1	2	3	0	16
N29 TCU														
D6 Tulane														
D13 Oregon State														
D17 Arkansas State														
D20 USC Upstate														
D23 Jacksonville														
D30 McNeese State														
J2 Florida State														
J7 Tennessee														
J10 Florida														
J13 Texas A&M														
J17 Vanderbilt														
J21 Auburn														
J24 Georgia														
J28 Ole Miss														
J31 LSU														
F3 Tennessee														
F7 Arkansas														
F10 Alabama														
F14 Missouri														
F19 Ole Miss														
F21 Arkansas														
F25 Kentucky														
F28 South Carolina														
M4 Vanderbilt														
M7 Missouri														
M11 SEC Tournament														

## Ware's Notes . . .

✓ Had 10th-career double-double against Western Carolina with 14 points and 10 boards.

✓ Scored 19 points and added eight rebounds vs. MVSU.

✓ Tallied 12 points and 8 rebounds against Utah State.

✓ Added 11 points and 7 rebounds vs. Clayton State.

✓ Recorded 16 points and five boards against St. Louis.

## CAREER STATS FOR GAVIN WARE

Year	GP-GS	Min/Avg	FG-FGA	Pct	3FM-3GA	Pct	FT-FTA	Pct	Rebs	PF-D	Asst	TO	Blk	Stl	Pts/Avg
2012-13	32-27	824/25.8	110-203	.542	0-0	.000	50-89	.562	206-6.4	65-2	9	40	24	15	270/8.4
2013-14	33-33	858/26.0	129-222	.581	0-0	.000	72-111	.649	236-7.2	82-1	7	45	12	28	330/10.0
2014-15	5-5	122/24.4	29-44	.659	0-0	.000	14-17	.824	38-7.6	13-0	2	5	12	1	72/14.4
TOTALS	70-64	1804/25.8	268-469	.571	0-0	.000	136-217	.627	480-6.9	160-3	18	90	48	44	672/9.6



## 22 FALLOU NDOYE



Freshman | Forward

6-11 | 222

Taif, Senegal

Findley Prep

## Season Highs

**Points:** 9, Utah State, 11-22-14  
**FGM:** 3, Utah State, 11-22-14  
**FGA:** 3, twice, last vs. Clayton State, 11-24-14  
**3FGM:** --  
**3FGA:** --  
**FTM:** 3, Utah State, 11-22-14  
**FTA:** 3, Utah State, 11-22-14  
**Rebounds:** 5, Clayton State, 11-24-14  
**Assists:** 1, MVSU, 11-17-14  
**Blocks:** 1, Clayton State, 11-24-14  
**Steals:** 1, twice, last vs. St. Louis, 11-28-14  
**Minutes:** 18, Clayton State, 11-24-14

## Ndoeye's Notes . . .

✓ Scored 2 points and grabbed 3 rebounds vs. Western Carolina in his Bulldog debut.

✓ Made his first career field goal while recording two rebounds and assist vs. MVSU.

✓ Scored 9 points and grabbed two rebounds vs. Utah State.

✓ Recorded season-highs in minutes (18) and rebounds (5) vs. Clayton State.

## 2013-14 Game-By-Game

Opponent	MIN	FG	Pct.	3FG	Pct.	FT	Pct.	O-D-R	PF	A	TO	B	S	PTS
N14 Western Carolina	8	0-0	.000	0-0	.000	2-2	1.000	1-2-3	0	0	1	0	1	2
N17 Mississippi Valley State	17	1-1	1.000	0-0	.000	1-2	.500	0-2-2	2	1	1	0	0	3
N22 Utah State	17	3-3	1.000	0-0	.000	3-3	1.000	2-0-2	2	0	2	0	0	9
N24 Clayton State	18	2-3	.667	0-0	.000	1-2	.500	1-4-5	2	0	2	1	0	5
N28 St. Louis	13	1-2	.500	0-0	.000	0-0	.000	0-2-2	5	0	0	0	1	2
N29 TCU														
D6 Tulane														
D13 Oregon State														
D17 Arkansas State														
D20 USC Upstate														
D23 Jacksonville														
D30 McNeese State														
J2 Florida State														
J7 Tennessee														
J10 Florida														
J13 Texas A&M														
J17 Vanderbilt														
J21 Auburn														
J24 Georgia														
J28 Ole Miss														
J31 LSU														
F3 Tennessee														
F7 Arkansas														
F10 Alabama														
F14 Missouri														
F19 Ole Miss														
F21 Arkansas														
F25 Kentucky														
F28 South Carolina														
M4 Vanderbilt														
M7 Missouri														
M11 SEC Tournament														

## CAREER STATS For FALLOU NDOYE

Year	GP-GS	Min/Avg	FG-FGA	Pct	3FM-3GA	Pct	FT-FTA	Pct	Rebs	PF-D	Asst	TO	Blk	Stl	Pts/Avg
2014-15	5-0	73/14.6	7-9	.778	0-0	.000	7-9	.778	14-2.8	11-1	1	6	1	2	21/4.2

## 23 TRAVIS DANIELS



Junior | Guard

6-8 | 219

Tuscaloosa, AL

Shelton State CC

## Season Highs

**Points:** 21, St. Louis, 11-28-14  
**FGM:** 8, St. Louis, 11-28-14  
**FGA:** 11, St. Louis, 11-28-14  
**3FGM:** 4, St. Louis, 11-28-14  
**3FGA:** 5, twice, last vs. St. Louis, 11-28-14  
**FTM:** 5, MVSU, 11-17-14  
**FTA:** 7, MVSU, 11-17-14  
**Rebounds:** 8, Utah State, 11-22-14  
**Assists:** 2, MVSU, 11-17-14  
**Blocks:** 1, Clayton State, 11-24-14  
**Steals:** 2, Utah State, 11-22-14  
**Minutes:** 32, Utah State, 11-22-14

## Daniels' Notes . . .

- ✓ Scored 2 points and grabbed 1 rebound against Western Carolina in Bulldog debut.
- ✓ Tallied 10 points, 6 boards and 2 assists vs. MVSU.
- ✓ Added 7 points and 8 rebounds vs. Utah State.
- ✓ Scored a season-high 21 points against St. Louis.

## 2013-14 Game-By-Game

Opponent	MIN	FG	Pct.	3FG	Pct.	FT	Pct.	O-D-R	PF	A	TO	B	S	PTS
N14 Western Carolina	18	1-3	.333	0-0	.000	0-0	.000	0-1-1	2	0	2	0	1	2
N17 Mississippi Valley State	26	2-6	.333	1-5	.200	5-7	.714	1-5-6	0	2	3	0	0	10
N22 Utah State	32	3-8	.375	1-3	.333	0-2	.000	4-4-8	1	0	1	0	2	7
N24 Clayton State	21	1-3	.333	0-1	.000	0-0	.000	1-4-5	1	1	0	1	0	2
N28 St. Louis	28	8-11	.727	4-5	.800	1-1	1.000	2-4-6	0	1	0	0	0	21
N29 TCU														
D6 Tulane														
D13 Oregon State														
D17 Arkansas State														
D20 USC Upstate														
D23 Jacksonville														
D30 McNeese State														
J2 Florida State														
J7 Tennessee														
J10 Florida														
J13 Texas A&M														
J17 Vanderbilt														
J21 Auburn														
J24 Georgia														
J28 Ole Miss														
J31 LSU														
F3 Tennessee														
F7 Arkansas														
F10 Alabama														
F14 Missouri														
F19 Ole Miss														
F21 Arkansas														
F25 Kentucky														
F28 South Carolina														
M4 Vanderbilt														
M7 Missouri														
M11 SEC Tournament														

## CAREER STATS FOR TRAVIS DANIELS

Year	GP-GS	Min/Avg	FG-FGA	Pct	3FM-3GA	Pct	FT-FTA	Pct	Rebs	PF-D	Ast	TO	Blk	Stl	Pts/Avg
2014-15	5-5	125/25.0	15-31	.484	6-14	.429	6-10	.600	26-5.2	4-0	4	6	1	3	42/8.4

## 25 ROQUEZ JOHNSON



Junior | Forward

6-7 | 210

Montgomery, AL

G.W. Carver HS

## Season Highs

Points: 20, MVSU, 11-17-14  
 FGM: 9, MVSU, 11-17-14  
 FGA: 13, Clayton State, 11-24-14  
 3FGM: --  
 3FGA: --  
 FTM: 6, Western Carolina, 11-14-14  
 FTA: 9, Western Carolina, 11-14-14  
 Rebounds: 8, Clayton State, 11-24-14  
 Assists: 2, MVSU, 11-17-14  
 Blocks: 1, MVSU, 11-17-14  
 Steals: 2, twice, last vs. Clayton State, 11-24-14  
 Minutes: 35, Utah State, 11-22-14

## Career Highs

Points: 20, three times, last vs. MVSU, 11-17-14  
 FGM: 9, MVSU, 11-17-14  
 FGA: 13, 4 times, last vs. Clayton State, 11-24-14  
 3FGM: 1, six times, last vs. Florida, 2-9-13  
 3FGA: 3, North Carolina, 11-19-12  
 FTM: 10, Auburn, 1-22-14  
 FTA: 16, Auburn, 1-22-14  
 Rebounds: 11, Loyola-Chicago, 12-1-13  
 Assists: 2, six times, last vs. MVSU, 11-17-14  
 Blocks: 3, twice, last vs. Auburn, 3-9-13  
 Steals: 6, Texas, 11-21-12  
 Minutes: 37, Loyola-Chicago, 12-1-13

## 2013-14 Game-By-Game

Opponent	MIN	FG	Pct.	3FG	Pct.	FT	Pct.	O-D-R	PF	A	TO	B	S	PTS
N14 Western Carolina	24	5-7	.714	0-0	.000	6-9	.667	1-4-5	3	1	3	0	1	16
N17 Mississippi Valley State	23	9-10	.900	0-0	.000	2-4	.500	3-2-5	3	2	2	1	0	20
N22 Utah State	35	6-12	.500	0-0	.000	3-5	.600	4-0-4	0	1	1	0	2	15
N24 Clayton State	27	7-13	.538	0-0	.000	1-2	.500	6-2-8	1	0	1	0	2	15
N28 St. Louis	26	2-4	.500	0-0	.000	1-2	.500	1-4-5	0	1	3	0	0	5
N29 TCU														
D6 Tulane														
D13 Oregon State														
D17 Arkansas State														
D20 USC Upstate														
D23 Jacksonville														
D30 McNeese State														
J2 Florida State														
J7 Tennessee														
J10 Florida														
J13 Texas A&M														
J17 Vanderbilt														
J21 Auburn														
J24 Georgia														
J28 Ole Miss														
J31 LSU														
F3 Tennessee														
F7 Arkansas														
F10 Alabama														
F14 Missouri														
F19 Ole Miss														
F21 Arkansas														
F25 Kentucky														
F28 South Carolina														
M4 Vanderbilt														
M7 Missouri														
M11 SEC Tournament														

## Johnson's Notes . . .

✓ Scored a team-high 16 points versus Western Carolina to go along with his 5 rebounds.

✓ Made a career-best 9 field goals and tied his career-highs for points (20) and assists (2) vs. MVSU.

✓ Played a season-high 35 minutes vs. Utah State, scoring 15 points to go along with 4 rebounds and 2 steals.

✓ Recored a game-high 15 points and 8 rebounds vs. Clayton State.

## CAREER STATS FOR ROQUEZ JOHNSON

Year	GP-GS	Min/Avg	FG-FGA	Pct	3FM-3GA	Pct	FT-FTA	Pct	Rebs	PF-D	Ast	TO	Blk	Stl	Pts/Avg
2011-12	13-0	45/3.5	0-3	.000	0-0	.000	1-6	.167	11-0.8	6-0	0	6	3	1	1/0.1
2012-13	28-8	730/26.1	77-181	.425	5-18	.278	87-146	.596	127-4.5	69-2	12	70	15	22	246/8.8
2013-14	33-8	781/23.7	114-239	.477	0-6	.000	91-147	.619	152-4.6	72-2	17	47	4	18	319/9.7
2014-15	5-5	135/27.0	29-46	.630	0-0	.000	13-22	.591	27-5.4	7-0	5	10	1	5	71/14.2
TOTALS	79-21	1691/21.4	220-469	.469	5-24	.208	192-321	.598	317-4.0	154-4	34	133	23	46	637/8.1



## 32 CRAIG SWORD



Sophomore | Guard

6-3 | 196

Montgomery, AL

G.W. Carver HS

## Season Highs

Points: --  
 FGM: --  
 FGA: --  
 3FGM: --  
 3FGA: --  
 FTM: --  
 FTA: --  
 Rebounds: 2, St. Louis, 11-28-14  
 Assists: 1, St. Louis, 11-28-14  
 Blocks: 1, St. Louis, 11-28-14  
 Steals: --  
 Minutes: 11, St. Louis, 11-28-14

## Career Highs

Points: 33, LSU, 2-19-14  
 FGM: 11, LSU, 2-19-14  
 FGA: 17, twice, last vs. Tennessee, 3-14-13  
 3FGM: 3, Ole Miss, 3-13-14  
 3FGA: 7, Providence, 12-1-12  
 FTM: 15, Ole Miss, 1-11-14  
 FTA: 18, Ole Miss, 1-11-14  
 RBs: 8, three times, last vs. Ole Miss, 3-13-14  
 Assists: 9, Ole Miss, 1-11-14  
 Blocks: 2, seven times, last vs. TAMU, 1-18-14  
 Steals: 7, Ole Miss, 1-11-14  
 Minutes: 39, Texas A&M, 1-18-14

## 2013-14 Game-By-Game

Opponent	MIN	FG	Pct.	3FG	Pct.	FT	Pct.	O-D-R	PF	A	TO	B	S	PTS
N14 Western Carolina	-DNP-													
N17 Mississippi Valley State	-DNP-													
N22 Utah State	-DNP-													
N24 Clayton State	-DNP-													
N28 St. Louis	11	0-0	.000	0-0	.000	0-0	.000	0-2-2	2	1	3	1	0	0
N29 TCU														
D6 Tulane														
D13 Oregon State														
D17 Arkansas State														
D20 USC Upstate														
D23 Jacksonville														
D30 McNeese State														
J2 Florida State														
J7 Tennessee														
J10 Florida														
J13 Texas A&M														
J17 Vanderbilt														
J21 Auburn														
J24 Georgia														
J28 Ole Miss														
J31 LSU														
F3 Tennessee														
F7 Arkansas														
F10 Alabama														
F14 Missouri														
F19 Ole Miss														
F21 Arkansas														
F25 Kentucky														
F28 South Carolina														
M4 Vanderbilt														
M7 Missouri														
M11 SEC Tournament														

## Sword's Notes . . .

✓ Did not play in the first four games due to surgery to repair a bulging disk.

✓ Made his first appearance this season against St. Louis, logging 2 rebounds and an assist in 11 minutes.

## CAREER STATS FOR CRAIG SWORD

Year	GP-GS	Min/Avg	FG-FGA	Pct	3FM-3GA	Pct	FT-FTA	Pct	Rebs	PF-D	Asst	TO	Blk	Stl	Pts/Avg
2012-13	32-30	854/26.7	120-296	.405	13-67	.194	82-148	.554	92-2.9	92-8	75	127	14	55	335/10.5
2013-14	32-32	900/28.1	157-324	.485	12-44	.273	111-179	.620	120-3.8	93-4	88	96	15	60	437/13.7
2014-15	1-0	11/11.0	0-0	.000	0-0	.000	0-0	.000	2-2.0	2-0	1	3	1	0	0/0.0
TOTALS	65-62	1765/27.1	277-620	.447	25-111	.225	193-327	.590	214-3.3	187-12	164	226	30	115	772/11.9

## 33 OLIVER BLACK



Freshman | Forward

6-9 | 224

Jackson, MS

Wingfield HS

## Season Highs

**Points:** 3, Clayton State, 11-24-14  
**FGM:** 1, Clayton State, 11-24-14  
**FGA:** 3, Clayton State, 11-24-14  
**3FGM:** --  
**3FGA:** --  
**FTM:** 1, three times, last vs. St. Louis, 11-28-14  
**FTA:** 3, Clayton State, 11-24-14  
**Rebounds:** 5, MVSU, 11-17-14  
**Assists:** 1, St. Louis, 11-28-14  
**Blocks:** 1, Western Carolina, 11-14-14  
**Steals:** 1, Western Carolina, 11-14-14  
**Minutes:** 17, twice, last vs. St. Louis, 11-28-14

## Black's Notes . . .

- ✓ Scored 1 point and grabbed 2 rebounds against Western Carolina his Bulldog debut.
- ✓ Pulled down 5 rebounds vs. MVSU.
- ✓ Added 3 points and 4 rebounds against Clayton State.
- ✓ Recorded 4 rebounds and his first-career assist vs. St. Louis.

## 2013-14 Game-By-Game

Opponent	MIN	FG	Pct.	3FG	Pct.	FT	Pct.	O-D-R	PF	A	TO	B	S	PTS
N14 Western Carolina	17	0-0	.000	0-0	.000	1-2	.500	1-1-2	0	0	1	1	1	1
N17 Mississippi Valley State	9	0-0	.000	0-0	.000	0-0	.000	2-3-5	3	0	3	0	0	0
N22 Utah State	3	0-0	.000	0-0	.000	0-0	.000	0-0-0	0	0	0	0	0	0
N24 Clayton State	13	1-2	.500	0-0	.000	1-3	.333	0-4-4	0	0	1	0	0	3
N28 St. Louis	17	0-2	.000	0-0	.000	1-2	.500	3-1-4	2	1	1	0	0	1
N29 TCU														
D6 Tulane														
D13 Oregon State														
D17 Arkansas State														
D20 USC Upstate														
D23 Jacksonville														
D30 McNeese State														
J2 Florida State														
J7 Tennessee														
J10 Florida														
J13 Texas A&M														
J17 Vanderbilt														
J21 Auburn														
J24 Georgia														
J28 Ole Miss														
J31 LSU														
F3 Tennessee														
F7 Arkansas														
F10 Alabama														
F14 Missouri														
F19 Ole Miss														
F21 Arkansas														
F25 Kentucky														
F28 South Carolina														
M4 Vanderbilt														
M7 Missouri														
M11 SEC Tournament														

## CAREER STATS FOR OLIVER BLACK

Year	GP-GS	Min/Avg	FG-FGA	Pct	3FM-3GA	Pct	FT-FTA	Pct	Rebs	PF-D	Asst	TO	Blk	Stl	Pts/Avg
2014-15	5-0	59/11.8	1-4	.250	0-0	.000	3-7	.429	15-3.0	5-0	1	6	1	1	5/1.0

**EXHIBITION 1 — Nov. 6, 2014**

Mississippi State	72
Delta State	51

Humphrey Coliseum • 6 p.m.  
Starkville, MS

Mississippi State's fast start carried the Bulldogs to a 72-51 exhibition victory against Delta State.

Gavin Ware led MSU with 19 points on a 9 of 13 night from the field. Demetrius Houston added 12 points in his Maroon and White debut, while Fallou Ndoye added 11 points in his first live action.

MSU held its Division II opponent to one field goal the first eight minutes. During that stretch, Ware was already establishing his presence inside and the Bulldogs were quickly building an 18-2 advantage.

MSU shot 48.1 percent from the floor and led 37-16 at the intermission.

For the contest, MSU hit 26 of 59 shots from the field (44.1 percent), 2 of 8 shots from 3-point range (25.0 percent) and 18 of 24 shots from the foul line (75.0 percent). Delta State hit 17 of 46 shots from the field (37.0 percent), 7 of 17 shots from 3-point range (41.2 percent) and 10 of 18 shots from the foul line (55.6 percent).

MSU held a 38-34 rebounding advantage. The Bulldogs had 15 assists and 12 turnovers, while the Statesmen had nine assists and 25 turnovers.

Delta State received 25 points from Devin Schmidt and 11 points from Jack Magden.

**Delta State**

Player	FG	3FG	FT	RB	P	PT	A	Min
Smith	f 1-5	0-1	2-2	5	2	4	1	17
Harrick	g 1-3	0-0	1-2	3	3	3	0	18
Madgen	g 3-8	3-6	2-2	2	0	11	5	38
Chisholm	g 1-4	0-0	0-0	3	1	2	0	28
Schmidt	g 9-21	4-9	3-5	5	1	25	2	37
Denney	0-0	0-0	0-0	0	0	0	0	1
Davis	1-3	0-0	0-3	6	4	2	0	22
Gillis	0-0	0-0	1-2	4	4	1	0	7
Rowe	0-1	0-1	1-2	1	1	1	1	18
Hester	1-1	0-0	0-0	2	5	2	0	14
<b>TOTALS</b>	<b>17-46</b>	<b>7-17</b>	<b>10-18</b>	<b>34</b>	<b>21</b>	<b>51</b>	<b>9</b>	<b>200</b>

**Mississippi State**

Player	FG	3FG	FT	RB	PF	PT	A	Min
Ware	f 9-13	0-0	1-2	6	4	19	0	19
Thomas	g 2-6	0-1	0-0	12	3	4	2	25
Bloodman	g 1-2	0-0	4-4	3	1	6	5	26
Daniels	g 0-3	0-2	5-6	0	1	5	1	22
Johnson	f 3-5	0-0	1-3	2	2	7	1	18
Dunlap	0-4	0-3	2-2	4	1	2	1	17
Houston	5-8	2-2	0-0	5	2	12	2	20
Butler	0-0	0-0	0-0	0	1	0	0	4
Johnson	0-2	0-0	0-0	2	0	0	0	6
Ndoye	3-10	0-0	5-7	6	4	11	1	21
Black	3-6	0-0	0-0	5	1	6	2	22
<b>TOTALS</b>	<b>26-59</b>	<b>2-8</b>	<b>18-24</b>	<b>38</b>	<b>20</b>	<b>72</b>	<b>15</b>	<b>200</b>

Halftime: MSU 37, DSU 16. FG%: MSU 44.1%, DSU 34.7%. 3FG%: MSU 25.0%, DSU 41.2%. FT%: MSU 75.0%, DSU 55.6%. Turnovers: MSU 12 (Ware 5), DSU 25 (Schmidt 5). Blocked Shots: MSU 5 (Ndoye 3), DSU 6 (Davis 3). Steals: MSU 8 (Houston 2), DSU 3 (Three players with 1). Officials: Joe Lindsey, Sean Casey, Wil Howard. Attendance: N/A.

**GAME 1 — Nov. 14, 2014**

Mississippi State	66
Western Carolina	56

Humphrey Coliseum • 5:30 p.m.  
Starkville, MS

Mississippi State ushered in its 103th season of basketball Friday by knocking off Western Carolina, 66-56. And in the process, the Bulldogs collected their 400th win at Humphrey Coliseum.

Roquez Johnson paced MSU with 16 points, while Fred Thomas added 15. Gavin Ware recorded his 10th-career double-double with 14 points and 10 rebounds.

Five players made their MSU debut, including Maurice Dunlap and Demetrius Houston, who totaled 6 points and 7 rebounds, respectively.

Mississippi State went into the break up 31-30 on a putback by Ware at the buzzer.

The Bulldogs jumped out to the quick 4-0 lead, but the Catamounts hit a couple of 3-pointers to take an 18-15 advantage.

MSU responded, however, when Dunlap drained back-to-back treys to put his team up. At the half, the Bulldogs led by nine, 35-26.

Mississippi State opened up the second half with an 8-2 run to extend its lead to 39-32. The Catamounts would cut the Bulldogs lead to five, but a pair of free throws by Thomas and a jumper by Travis Daniels put the Bulldogs up seven at the halfway mark.

MSU pushed its lead to double digits for the first time at 57-47 thanks to a pair of free throws from Johnson. WCU would cut it as close as six in the final moments of the game, but clutch free throw shooting by the Bulldogs would seal the contest.

**Western Carolina**

Player	FG	3FG	FT	RB	PF	PT	A	Min
Brummitt	f 3-9	0-0	0-0	2	5	6	1	25
Thompson	f 0-2	0-0	0-0	1	2	0	2	11
Brown	g 4-15	2-8	1-3	4	2	11	3	38
Harrelson	g 5-12	3-9	1-2	1	0	14	3	37
Sinclair	g 7-14	3-6	3-5	3	2	20	1	36
Hall	0-2	0-0	0-0	5	5	0	1	16
Peterson	0-0	0-0	0-0	0	0	0	0	7
Browning	2-4	1-1	0-0	5	5	5	0	26
Williams	0-0	0-0	0-0	0	0	0	0	1
Brooks	0-0	0-0	0-0	0	1	0	1	3
<b>TOTALS</b>	<b>21-58</b>	<b>9-24</b>	<b>5-10</b>	<b>27</b>	<b>22</b>	<b>56</b>	<b>12</b>	<b>200</b>

**Mississippi State**

Player	FG	3FG	FT	RB	PF	PT	A	Min
Ware	f 4-7	0-0	6-8	10	3	14	0	32
Johnson	f 5-7	0-0	6-9	5	3	16	1	24
Thomas	g 4-10	2-5	5-5	6	2	15	0	32
Bloodman	g 1-2	0-0	5-6	2	2	7	6	32
Daniels	g 1-3	0-0	0-0	1	2	2	0	18
Dunlap	2-4	2-4	0-0	1	3	6	0	15
Houston	0-4	0-0	3-5	7	3	3	0	22
Ndoye	0-0	0-0	2-2	3	0	2	0	8
Black	0-0	0-0	1-2	2	0	1	0	17
<b>TOTALS</b>	<b>17-37</b>	<b>4-9</b>	<b>28-37</b>	<b>39</b>	<b>18</b>	<b>66</b>	<b>7</b>	<b>200</b>

Halftime: MSU 31, WCU 30. FG%: MSU 45.9%, WCU 36.2%. 3FG%: MSU 44.4%, WCU 37.5%. FT%: MSU 75.7%, WCU 50%. Turnovers: MSU 16 (Johnson, Thomas, Bloodman 3), WCU 11 (Harrelson 3). Blocked Shots: MSU 5 (Ware 3), WCU 4 (Browning, 2). Steals: MSU 5 (Ware, Johnson, Daniels, Ndoye, Black 1), WCU 10 (Browning, 4). Officials: Jim Burr, John Heatly, Kevin Fehr. Attendance: 6,261.

**GAME 2 — Nov. 17, 2014**

Mississippi State	89
Mississippi Valley State	68

Humphrey Coliseum • 7 p.m.  
Starkville, MS

Fred Thomas scored 17 points on 4-of-7 shooting, with three 3-point baskets as MSU rolled past Mississippi Valley State, 89-68.

MSU shot 59.6 percent from the floor and held a plus-22 rebounding advantage against the smaller MVSU lineup.

Travis Daniels hit a 3-point basket and Fred Thomas followed with back-to-back 3's as MSU quickly built an 11-5 advantage. The lead was stretched to 13 at 21-8 when Thomas hit four free throws on one possession after a flagrant foul.

A layup by Trivante Bloodman ran the lead to 25-8 with 14:35 left in the first half.

MSU shot 69.0 percent in the opening half and led 58-34 at halftime.

In the second half, MSU stretched the lead to 73-40 after back-to-back baskets by Roquez Johnson. Johnson joined Ware in the dominance of the inside game, as he led the Bulldogs with a game-high 20 points.

For the contest, the Bulldogs hit 31 of 52 shots from the field (59.6 percent), 4 of 15 shots from 3-point range (26.7 percent) and 23 of 32 shots from the foul line (71.9 percent). The Delta Devils hit 24 of 68 shots from the field (35.3 percent), 8 of 28 shots from 3-point range (28.6 percent) and 12 of 18 shots from the foul line (66.7 percent).

MSU held a 47-25 rebounding advantage.

**Mississippi Valley State**

Player	FG	3FG	FT	RB	PF	PT	A	Min
Whitfield	f 0-0	0-0	1-2	3	2	1	0	17
Milshtein	f 0-0	0-0	0-0	3	1	0	0	8
Priar	g 3-6	2-4	1-1	0	3	8	0	24
Washington	g 7-14	3-7	1-1	0	3	18	1	27
Williams	g 4-14	1-5	2-2	4	1	11	2	24
Vaughn	0-1	0-0	0-1	5	5	0	0	14
Jackson	1-3	0-2	0-0	0	0	2	0	9
Simmons	2-8	0-1	2-2	2	0	6	3	15
Corley	5-18	2-8	5-6	3	1	17	2	31
Kelly	2-2	0-0	1-4	0	3	5	1	6
Bargman	0-2	0-1	0-0	0	2	0	2	12
<b>TOTALS</b>	<b>24-68</b>	<b>8-28</b>	<b>12-18</b>	<b>25</b>	<b>21</b>	<b>68</b>	<b>12</b>	<b>200</b>

**Mississippi State**

Player	FG	3FG	FT	RB	PF	PT	A	Min
Ware	f 9-11	0-0	1-1	8	2	19	1	23
Johnson	f 9-10	0-0	2-4	5	3	20	2	23
Thomas	g 4-7	3-4	6-8	3	2	17	2	30
Bloodman	g 4-5	0-1	3-4	3	3	11	2	30
Daniels	g 0-5	1-5	5-7	6	0	10	2	26
Dunlap	0-5	0-2	5-6	2	1	5	1	16
Houston	2-6	0-2	0-0	7	1	4	0	20
Butler	0-1	0-1	0-0	0	0	0	0	3
Johnson	0-0	0-0	0-0	1	0	0	0	3
Ndoye	1-1	0-0	1-2	2	2	3	1	17
Black	0-0	0-0	0-0	5	3	0	0	9
<b>TOTALS</b>	<b>31-52</b>	<b>4-15</b>	<b>23-23</b>	<b>47</b>	<b>17</b>	<b>89</b>	<b>16</b>	<b>200</b>

Halftime: MSU 58, MVSU 34. FG%: MSU 59.9%, MVSU 35.5%. 3FG%: MSU 26.7%, MVSU 28.6%. FT%: MSU 71.9%, MVSU 66.7%. Turnovers: MSU 26 (Thomas 6), MVSU 16 (Priar 5). Blocked Shots: MSU 6 (Ware 3), MVSU 0. Steals: MSU 6 (Bloodman 4), MVSU 16 (Bargman 5). Officials: Vladimir Voyard-Tadal, Jacyn Goble, Brent Hampton. Attendance: 6,065.



## GAME 3 — Nov. 22, 2014

Mississippi State	71
Utah State	63

Humphrey Coliseum • Noon  
Starkville, MS

Behind 15-point efforts from both Fred Thomas and Roquez Johnson, Mississippi State rallied in the second half to beat Utah State 71-63.

In a game that featured 18 lead changes and 9 ties, the Bulldogs found themselves trailing 38-34 at the break.

The Aggies quickly extended the lead to 41-34 on a 3-pointer by Chris Smith, but the Bulldogs slowly chipped away and went up 42-41 on a 3-pointer by Thomas.

For the next 12 minutes, the lead continued to change hands. But with 5:38 to play, a dunk by Gavin Ware gave the Bulldogs a 59-58 advantage, one it never relinquished. Ware rounded out the double-digit scoring for MSU with 12 points to go along with his 8 rebounds.

MSU, which dominated the boards 38-21, was clutch down the stretch at the free throw line. In the final three minutes, the Bulldogs were 8 of 8 at the charity stripe, thanks to a 6-for-6 effort by Trivante Bloodman.

Mississippi State made 24 of its 52 shots, including a 4-of-15 mark beyond the arc. The Aggies were 20 of 47 shooting, and after making 7 of their 14 attempts from long range in the first half, they were just 3 of 13 in the final 20 minutes.

Chris Smith and Darius Perkins paced Utah State with 14 points each, while Jalen Moore added 13.

## Utah State

Player	FG	3FG	FT	RB	PF	PT	A	Min
Collette	f 3-5	0-0	0-0	0	4	6	3	24
Perkins	g 5-14	4-11	0-1	2	3	14	1	31
Moore	g 5-10	1-5	2-2	3	3	13	1	29
McGlastong	2-4	2-3	3-4	1	0	9	2	21
Smith	g 3-7	3-6	5-6	4	2	14	2	33
Cureton	0-1	0-0	1-2	0	0	1	0	7
Noma'aea	0-0	0-0	0-0	0	0	0	1	1
Pearre	0-3	0-2	0-0	2	1	0	0	19
Bolton	1-1	0-0	0-0	0	1	2	0	8
Harris	0-1	0-0	0-0	1	2	0	0	17
Jones	1-1	0-0	2-2	3	4	4	2	10
<b>TOTALS</b>	<b>20-47</b>	<b>10-27</b>	<b>13-17</b>	<b>21</b>	<b>20</b>	<b>63</b>	<b>12</b>	<b>200</b>

## Mississippi State

Player	FG	3FG	FT	RB	PF	PT	A	Min
Ware	f 6-7	0-0	0-0	8	3	12	0	23
Johnson	f 6-12	0-0	3-5	4	0	15	1	35
Thomas	g 4-12	2-5	5-9	3	2	15	1	32
Bloodman	g 1-2	0-1	6-6	3	4	8	6	26
Daniels	g 3-8	1-3	0-2	8	1	7	0	32
Dunlap	0-1	0-1	0-0	0	1	0	0	7
Houston	1-5	1-3	0-0	3	0	3	1	10
Ready	0-2	0-2	2-2	2	2	2	3	15
Ndoye	3-3	0-0	3-3	2	2	9	0	17
Black	0-0	0-0	0-0	0	0	0	0	3
<b>TOTALS</b>	<b>24-52</b>	<b>4-15</b>	<b>19-27</b>	<b>38</b>	<b>15</b>	<b>71</b>	<b>12</b>	<b>200</b>

Halftime: USU 38, MSU 34. FG%: MSU 47.8%, USU 50.0%. 3FG%: MSU 33.3%, USU 50.0%. FT%: MSU 66.7%, USU 73.3%. Turnovers: MSU 12 (Houston 4), USU 13 (Perkins 5). Blocked Shots: MSU 2 (Ware 2), USU 4 (Collette 2). Steals: MSU 7 (Daniels, Ready 2), USU 7 (Three players with 2). Officials: Mike Nance, Karl Hess, Patrick Evans. Attendance: 7,240.

## GAME 4 — Nov. 24, 2014

Mississippi State	
Clayton State	

Humphrey Coliseum • 7 p.m.  
Starkville, MS

Roquez Johnson led Mississippi State with 15 points in a 59-46 win against Clayton State.

MSU shot a season-low 38.0 percent from the field but rode a plus-13 advantage to the easy victory. MSU led by as many as 20 midway through the game's second half.

Johnson was followed in the scoring column by Trivante Bloodman with 12 points and Gavin Ware with 11. Johnson had a team-high eight rebounds, while Ware had seven rebounds.

MSU built an early 11-4 lead before Clayton State rallied for an 11-11 tie. The Bulldogs took the lead for good at 15-13 on a basket by Johnson. It would eventually be a 12-0 run for MSU and a 29-15 lead with 2:56 left in the half.

Clayton State only had one field goal over the final 7:39 as MSU led 29-18 at halftime.

The Bulldogs stretched the lead to 16 early in the second half. The Lakers closed within nine points at 37-28. MSU followed with an 11-0 run to remove all doubt from the contest.

For the contest, the Bulldogs hit 19 of 50 shots from the field (38.0 percent), 0 of 7 shots from 3-point range (0.0 percent) and 21 of 27 shots from the foul line (77.8 percent). The Lakers hit 18 of 52 shots from the field (34.6 percent), 4 of 21 shots from 3-point range (19.0 percent) and 6 of 15 shots from the foul line (40.0 percent).

MSU held a 43-30 rebounding advantage. The Bulldogs had five assists and 11 turnovers, while the Lakers had five assists and 12 turnovers.

## Clayton State

Player	FG	3FG	FT	RB	PF	PT	A	Min
Bell	f 0-2	0-0	0-0	2	4	0	0	19
Bonny	g 5-8	0-0	3-8	2	2	13	1	29
Terry	g 5-15	1-5	3-7	5	2	14	1	33
Bennamom	g 3-8	2-5	0-0	2	3	8	1	33
Joseph	g 1-5	0-3	0-0	2	2	2	1	26
Henry	1-3	1-3	0-0	5	0	3	0	11
Terry	1-6	0-4	0-0	0	0	2	1	19
Gibbons	1-4	0-1	0-1	2	1	2	0	5
Oji	1-3	0-1	0-0	5	5	2	0	25
<b>TOTALS</b>	<b>18-25</b>	<b>4-21</b>	<b>6-15</b>	<b>30</b>	<b>19</b>	<b>46</b>	<b>5</b>	<b>200</b>

## Mississippi State

Player	FG	3FG	FT	RB	PF	PT	A	Min
Ware	f 2-8	0-0	7-8	7	2	11	0	22
Johnson	f 7-13	0-0	1-2	8	1	15	0	27
Thomas	g 2-6	0-2	1-1	2	3	5	0	25
Bloodman	g 2-4	0-1	8-8	2	1	12	2	24
Daniels	g 1-3	0-1	0-0	5	1	2	1	21
Dunlap	2-4	0-1	0-0	5	2	4	0	12
Houston	0-5	0-0	0-0	5	3	0	0	19
Ready	0-2	0-2	2-3	2	1	2	2	18
Ndoye	2-3	0-0	1-2	5	2	5	0	18
Black	1-2	0-0	1-3	4	0	5	0	13
<b>TOTALS</b>	<b>19-50</b>	<b>0-7</b>	<b>21-27</b>	<b>43</b>	<b>16</b>	<b>59</b>	<b>5</b>	<b>200</b>

Halftime: MSU 29, CSU 18. FG%: MSU 38%, CSU 34.6%. 3FG%: MSU 0%, CSU 19%. FT%: MSU 77.8%, CSU 40%. Turnovers: MSU 11 (Ready, Bloodman, Thomas 2), CSU 12 (Bonny, Joseph, Oji 2). Blocked Shots: MSU 4 (Ware, Thomas, Daniels, Ndoye 1), CSU 3 (Oji 2). Steals: MSU 11 (Ready 5), CSU 6 (Terry 3). Officials: Anthony Jordan, Ken Washington, Orlandis Poole.

## GAME 5 — Nov. 28, 2014

Mississippi State	75
St. Louis	50

American Bank Center • 8:30 p.m.  
Corpus Christi, TX

Mississippi State found the road to its liking in beating St. Louis 75-50 in the Corpus Christi Coastal Challenge.

The Bulldogs shot 55.6 percent from the floor and were never threatened after scoring the game's first nine points.

MSU began the offensive assault early. Fred Thomas hit two 3-points and Travis Daniels hit another as the Bulldogs sprinted to a 9-0 lead less than three minutes into the contest.

It was the beginning of a big night for red-shirt junior Daniels, who hit 8-of-11 shots from the field, including 4-of-5 shots from 3-point range, for a career-high 21 points.

The Bulldogs pushed the lead to 26-13 on three consecutive baskets from Gavin Ware.

St. Louis ended the half on a 9-1 run to pull within 37-27 at the intermission.

The Billikens pulled within seven at 42-35 with 16:54 left in the contest. MSU followed with an 18-2 run to open a 60-37 advantage with 8:50 left in the contest.

The Bulldogs also got a lift from junior Craig Sword, who played for the first time this season. While Sword did not score in the contest, the Bulldogs' leading scorer from a year ago logged 11 minutes.

## Mississippi State

Player	FG	3FG	FT	RB	PF	PT	A	Min
Ware	f 8-11	0-0	0-0	5	3	16	1	22
Johnson	f 2-4	0-0	1-2	5	0	5	1	26
Thomas	g 4-6	3-5	3-3	3	2	14	2	21
Bloodman	g 2-3	0-0	1-1	3	1	14	3	20
Daniels	g 8-11	4-5	1-1	6	0	21	1	28
Dunlap	1-4	0-3	0-0	1	1	2	0	5
Houston	2-5	0-1	0-0	3	0	4	1	12
Butler	0-0	0-0	0-0	0	0	0	0	1
Johnson	0-0	0-0	0-0	0	0	0	0	1
Ready	2-6	1-3	0-0	2	0	5	5	21
Ndoye	1-2	0-0	0-0	2	5	2	0	13
Sword	0-0	0-0	0-0	2	2	0	0	11
Black	0-2	0-0	1-2	4	2	1	1	17
<b>TOTALS</b>	<b>30-54</b>	<b>8-17</b>	<b>7-9</b>	<b>39</b>	<b>16</b>	<b>75</b>	<b>17</b>	<b>198</b>

## St. Louis

Player	FG	3FG	FT	RB	PF	PT	A	Min
Lancona	f 1-5	0-2	0-0	2	0	2	0	14
Manning	c 1-4	0-0	0-0	1	0	2	1	15
McBroom	g 4-13	2-7	0-0	3	1	10	1	27
Yacoubou	g 4-6	0-1	0-2	3	2	8	0	17
Roby	g 1-3	1-3	0-2	1	1	3	0	13
Bartley	1-3	1-2	0-0	2	1	3	2	22
Yarbrough	3-9	0-0	1-3	1	4	7	0	22
Reynolds	0-3	0-1	2-4	3	1	2	0	13
Jolly	2-3	1-2	0-0	1	2	5	0	16
Gillmann	0-1	0-0	0-0	2	0	0	0	9
Crawford	1-3	0-0	0-0	1	0	2	0	15
Agbeko	2-2	0-0	2-2	2	0	6	0	17
<b>TOTALS</b>	<b>20-55</b>	<b>5-20</b>	<b>5-13</b>	<b>24</b>	<b>12</b>	<b>50</b>	<b>4</b>	<b>200</b>

Halftime: MSU 37, SLU 27. FG%: MSU 55.6%, WCU 36.4%. 3FG%: MSU 47.1%, WCU 25%. FT%: MSU 77.8%, WCU 38.5%. Turnovers: MSU 14 (Bloodman 4), WCU 11 (Yacoubou 2). Blocked Shots: MSU 5 (Ware 3), WCU 3 (Manning, Yarbrough, Jolly, 1). Steals: MSU 4 (Bloodman, Houston, Ready, Ndoye, 1), WCU 4 (McBroom, Yarbrough, 2). Officials: Gene Grimshaw, Ross Cullins, Jerry Scherzinger. Attendance: 2,350.

**2014-15 Mississippi State Basketball**  
**Mississippi State Combined Team Statistics (as of Nov 29, 2014)**  
**All games**



RECORD:	OVERALL	HOME	AWAY	NEUTRAL
ALL GAMES	5-0	4-0	0-0	1-0
CONFERENCE	0-0	0-0	0-0	0-0
NON-CONFERENCE	5-0	4-0	0-0	1-0

#	Player	gp-gs	min	avg	Total		3-Point		F-Throw		Rebounds					pf	dq	a	to	blk	stl	pts	avg
					fg-fga	fg%	3fg-fga	3fg%	ft-fa	ft%	off	def	tot	avg									
20	Gavin Ware	5-5	122	24.4	29-44	.659	0-0	.000	14-17	.824	13	25	38	7.6	13	0	2	5	12	1	72	14.4	
25	Roquez Johnson	5-5	135	27.0	29-46	.630	0-0	.000	13-22	.591	15	12	27	5.4	7	0	5	10	1	5	71	14.2	
01	Fred Thomas	5-5	140	28.0	18-41	.439	10-21	.476	20-26	.769	2	18	20	4.0	11	0	5	13	4	6	66	13.2	
03	Trivante Bloodman	5-5	132	26.4	10-16	.625	0-3	.000	23-25	.920	2	11	13	2.6	11	0	24	15	0	6	43	8.6	
23	Travis Daniels	5-5	125	25.0	15-31	.484	6-14	.429	6-10	.600	8	18	26	5.2	4	0	4	6	1	3	42	8.4	
22	Fallou Ndoye	5-0	73	14.6	7-9	.778	0-0	.000	7-9	.778	4	10	14	2.8	11	1	1	6	1	2	21	4.2	
00	Maurice Dunlap	5-0	55	11.0	5-18	.278	2-11	.182	5-6	.833	1	3	4	0.8	8	0	1	3	0	2	17	3.4	
15	I.J. Ready	3-0	55	18.3	2-10	.200	1-7	.143	4-5	.800	0	6	6	2.0	3	0	10	1	0	5	9	3.0	
02	Demetrius Houston	5-0	83	16.6	5-25	.200	1-6	.167	3-5	.600	5	20	25	5.0	7	0	2	9	1	2	14	2.8	
33	Oliver Black	5-0	59	11.8	1-4	.250	0-0	.000	3-7	.429	6	9	15	3.0	5	0	1	6	1	1	5	1.0	
10	Jeffery Johnson	2-0	4	2.0	0-0	.000	0-0	.000	0-0	.000	0	1	1	0.5	0	0	0	1	0	0	0	0.0	
32	Craig Sword	1-0	11	11.0	0-0	.000	0-0	.000	0-0	.000	0	2	2	2.0	2	0	1	3	1	0	0	0.0	
05	Isaiah Butler	2-0	4	2.0	0-1	.000	0-1	.000	0-0	.000	0	0	0	0.0	0	0	1	1	0	0	0	0.0	
Team											3	12	15										
Total.....		5	998		121-245	.494	20-63	.317	98-132	.742	59	147	206	41.2	82	1	57	79	22	33	360	72.0	
Opponents.....		5	1000		103-280	.368	36-120	.300	41-73	.562	48	79	127	25.4	94	-	45	63	14	43	283	56.6	

TEAM STATISTICS	MS	OPP
SCORING	360	283
Points per game	72.0	56.6
Scoring margin	+15.4	-
FIELD GOALS-ATT	121-245	103-280
Field goal pct	.494	.368
3 POINT FG-ATT	20-63	36-120
3-point FG pct	.317	.300
3-pt FG made per game	4.0	7.2
FREE THROWS-ATT	98-132	41-73
Free throw pct	.742	.562
F-Throws made per game	19.6	8.2
REBOUNDS	206	127
Rebounds per game	41.2	25.4
Rebounding margin	+15.8	-
ASSISTS	57	45
Assists per game	11.4	9.0
TURNOVERS	79	63
Turnovers per game	15.8	12.6
Turnover margin	-3.2	-
Assist/turnover ratio	0.7	0.7
STEALS	33	43
Steals per game	6.6	8.6
BLOCKS	22	14
Blocks per game	4.4	2.8
ATTENDANCE	25596	2350
Home games-Avg/Game	4-6399	0-0
Neutral site-Avg/Game	-	1-2350

Date	Opponent		Score	Att.
11-14-14	WESTERN CAROLINA	w	66-56	6261
11-17-14	MISSISSIPPI VALLEY	w	89-68	6065
11-22-14	UTAH STATE	w	71-63	7240
11-24-14	CLAYTON STATE	w	59-46	6030
! 11-28-14	vs St. Louis	w	75-50	2350

\* - Conference game

Score by Periods	1st	2nd	Totals
Mississippi State	189	171	360
Opponents	147	136	283

**2014-15 Mississippi State Basketball**  
**Mississippi State Season Schedule/Results & Leaders (as of Nov 28, 2014)**  
**All games**



<b>RECORD:</b>	<b>OVERALL</b>	<b>HOME</b>	<b>AWAY</b>	<b>NEUTRAL</b>
ALL GAMES	5-0	4-0	0-0	1-0
CONFERENCE	0-0	0-0	0-0	0-0
NON-CONFERENCE	5-0	4-0	0-0	1-0

<b>Date</b>	<b>Opponent</b>	<b>Score</b>	<b>Att. High Points</b>	<b>High Rebounds</b>
11-14-14	WESTERN CAROLINA	W 66-56	6261 (16)Roquez Johnson	(10)Gavin Ware
11-17-14	MISSISSIPPI VALLEY	W 89-68	6065 (20)Roquez Johnson	(8)Gavin Ware
11-22-14	UTAH STATE	W 71-63	7240 (15)Roquez Johnson (15)Fred Thomas	(8)Gavin Ware (8)Travis Daniels
11-24-14	CLAYTON STATE	W 59-46	6030 (15)Roquez Johnson	(8)Roquez Johnson
11/28/14	!vs St. Louis	W 75-50	(21)Travis Daniels	(6)Travis Daniels

\* - Conference game

<b>Attendance Summary</b>	<b>Games</b>	<b>Attend</b>	<b>Avg/Game</b>
Home	4	25596	6399
Away	0	0	0
Neutral	1	0	0
Total	5	25596	5119



**2014-15 Mississippi State Basketball**  
**Mississippi State Team Game-by-Game Comparison (as of Nov 28, 2014)**  
**All games**



Opponent	1st	2nd	Score	Mar	Total FG	FG Pct	3-Pointers	3FG Pct	Free Throws	FT Pct	Rebounds	Assist	T/Over	Block	Steal	Fouls
WESTERN CAROLINA	31/30	35/26	66-56	+10	17-37/21-58	.459/.362	4-9/9-24	.444/.375	28-37/5-10	.757/.500	39/27 +12	7/12	16/11	5/4	5/10	18/22
MISSISSIPPI VALLEY	58/34	31/34	89-68	+21	31-52/24-68	.596/.353	4-15/8-28	.267/.286	23-32/12-18	.719/.667	47/25 +22	16/12	26/16	6/0	6/16	17/21
UTAH STATE	34/38	37/25	71-63	+8	24-52/20-47	.462/.426	4-15/10-27	.267/.370	19-27/13-17	.704/.765	38/21 +17	12/12	12/13	2/4	7/7	15/20
CLAYTON STATE	29/18	30/28	59-46	+13	19-50/18-52	.380/.346	0-7/4-21	.000/.190	21-27/6-15	.778/.400	43/30 +13	5/5	11/12	4/3	11/6	16/19
St. Louis	37/27	38/23	75-50	+25	30-54/20-55	.556/.364	8-17/5-20	.471/.250	7-9/5-13	.778/.385	39/24 +15	17/4	14/11	5/3	4/4	16/12

Note: Game totals are displayed in the format TEAM/OPPONENT for each category

**2014-15 Mississippi State Basketball**  
**Mississippi State Category Leaders (as of Nov 28, 2014)**  
**All games**



<b>Points</b>	<b>G</b>	<b>Pts</b>	<b>Pts/G</b>
Gavin Ware	5	72	14.4
Roquez Johnson	5	71	14.2
Fred Thomas	5	66	13.2
Trivante Bloodman	5	43	8.6
Travis Daniels	5	42	8.4
Fallou Ndoeye	5	21	4.2
Maurice Dunlap	5	17	3.4
Demetrius Houston	5	14	2.8
I.J. Ready	3	9	3.0
Oliver Black	5	5	1.0

<b>Scoring Average</b>	<b>G</b>	<b>Pts</b>	<b>Avg/G</b>
Gavin Ware	5	72	14.4
Roquez Johnson	5	71	14.2
Fred Thomas	5	66	13.2
Trivante Bloodman	5	43	8.6
Travis Daniels	5	42	8.4
Fallou Ndoeye	5	21	4.2
Maurice Dunlap	5	17	3.4
I.J. Ready	3	9	3.0
Demetrius Houston	5	14	2.8
Oliver Black	5	5	1.0
Craig Sword	1	0	0.0
Jeffery Johnson	2	0	0.0
Isaiah Butler	2	0	0.0

<b>FG Percentage</b>	<b>FG</b>	<b>Att</b>	<b>Pct</b>
Fallou Ndoeye	7	9	.778
Gavin Ware	29	44	.659
Roquez Johnson	29	46	.630
Trivante Bloodman	10	16	.625
Travis Daniels	15	31	.484
Fred Thomas	18	41	.439
Maurice Dunlap	5	18	.278
Oliver Black	1	4	.250
Demetrius Houston	5	25	.200
I.J. Ready	2	10	.200
Isaiah Butler	0	1	.000

<b>Field Goal Attempts</b>	<b>G</b>	<b>Att</b>	<b>Att/G</b>
Roquez Johnson	5	46	9.2
Gavin Ware	5	44	8.8
Fred Thomas	5	41	8.2
Travis Daniels	5	31	6.2
Demetrius Houston	5	25	5.0

<b>Field Goals Made</b>	<b>G</b>	<b>Made</b>	<b>Made/G</b>
Roquez Johnson	5	29	5.8
Gavin Ware	5	29	5.8
Fred Thomas	5	18	3.6
Travis Daniels	5	15	3.0
Trivante Bloodman	5	10	2.0

<b>3-Point Percentage</b>	<b>3FG</b>	<b>Att</b>	<b>Pct</b>
Fred Thomas	10	21	.476
Travis Daniels	6	14	.429
Maurice Dunlap	2	11	.182
Demetrius Houston	1	6	.167
I.J. Ready	1	7	.143
Trivante Bloodman	0	3	.000
Isaiah Butler	0	1	.000

<b>3-Point FG Attempts</b>	<b>G</b>	<b>Att</b>	<b>Att/G</b>
Fred Thomas	5	21	4.2
Travis Daniels	5	14	2.8
Maurice Dunlap	5	11	2.2
I.J. Ready	3	7	2.3
Demetrius Houston	5	6	1.2

<b>3-Point FG Made</b>	<b>G</b>	<b>Made</b>	<b>Made/G</b>
Fred Thomas	5	10	2.0
Travis Daniels	5	6	1.2
Maurice Dunlap	5	2	0.4
Demetrius Houston	5	1	0.2
I.J. Ready	3	1	0.3

<b>Free Throw Percent</b>	<b>FG</b>	<b>Att</b>	<b>Pct</b>
Trivante Bloodman	23	25	.920
Maurice Dunlap	5	6	.833
Gavin Ware	14	17	.824
I.J. Ready	4	5	.800
Fallou Ndoeye	7	9	.778
Fred Thomas	20	26	.769
Demetrius Houston	3	5	.600
Travis Daniels	6	10	.600
Roquez Johnson	13	22	.591
Oliver Black	3	7	.429

<b>Free Throw Attempts</b>	<b>G</b>	<b>Att</b>	<b>Att/G</b>
Fred Thomas	5	26	5.2
Trivante Bloodman	5	25	5.0
Roquez Johnson	5	22	4.4
Gavin Ware	5	17	3.4
Travis Daniels	5	10	2.0

<b>Free Throws Made</b>	<b>G</b>	<b>Made</b>	<b>Made/G</b>
Trivante Bloodman	5	23	4.6
Fred Thomas	5	20	4.0
Gavin Ware	5	14	2.8
Roquez Johnson	5	13	2.6
Fallou Ndoeye	5	7	1.4

**2014-15 Mississippi State Basketball**  
**Mississippi State Category Leaders (as of Nov 28, 2014)**  
**All games**



<b>Rebounds</b>	<b>G</b>	<b>Reb</b>	<b>Reb/G</b>
Gavin Ware	5	38	7.6
Roquez Johnson	5	27	5.4
Travis Daniels	5	26	5.2
Demetrius Houston	5	25	5.0
Fred Thomas	5	20	4.0

<b>Rebound Average</b>	<b>G</b>	<b>Reb</b>	<b>Avg/G</b>
Gavin Ware	5	38	7.6
Roquez Johnson	5	27	5.4
Travis Daniels	5	26	5.2
Demetrius Houston	5	25	5.0
Fred Thomas	5	20	4.0

<b>Offensive Rebounds</b>	<b>G</b>	<b>No.</b>	<b>Avg/G</b>
Roquez Johnson	5	15	3.0
Gavin Ware	5	13	2.6
Travis Daniels	5	8	1.6
Oliver Black	5	6	1.2
Demetrius Houston	5	5	1.0

<b>Defensive Rebounds</b>	<b>G</b>	<b>No.</b>	<b>Avg/G</b>
Gavin Ware	5	25	5.0
Demetrius Houston	5	20	4.0
Fred Thomas	5	18	3.6
Travis Daniels	5	18	3.6
Roquez Johnson	5	12	2.4

<b>Fouls</b>	<b>G</b>	<b>No.</b>	<b>Per/G</b>
Gavin Ware	5	13	2.6
Trivante Bloodman	5	11	2.2
Fallou Ndoye	5	11	2.2
Fred Thomas	5	11	2.2
Maurice Dunlap	5	8	1.6

<b>Foulouts</b>	<b>G</b>	<b>No.</b>
Fallou Ndoye	5	1

<b>Assists</b>	<b>G</b>	<b>No.</b>	<b>Ast/G</b>
Trivante Bloodman	5	24	4.8
I.J. Ready	3	10	3.3
Roquez Johnson	5	5	1.0
Fred Thomas	5	5	1.0
Travis Daniels	5	4	0.8

<b>Steals</b>	<b>G</b>	<b>No.</b>	<b>Stl/G</b>
Fred Thomas	5	6	1.2
Trivante Bloodman	5	6	1.2
Roquez Johnson	5	5	1.0
I.J. Ready	3	5	1.7
Travis Daniels	5	3	0.6

<b>Blocked Shots</b>	<b>G</b>	<b>No.</b>	<b>Blk/G</b>
Gavin Ware	5	12	2.4
Fred Thomas	5	4	0.8
Travis Daniels	5	1	0.2
Roquez Johnson	5	1	0.2
Craig Sword	1	1	1.0
Oliver Black	5	1	0.2
Demetrius Houston	5	1	0.2
Fallou Ndoye	5	1	0.2

<b>Minutes</b>	<b>G</b>	<b>No.</b>	<b>Min/G</b>
Fred Thomas	5	140	28.0
Roquez Johnson	5	135	27.0
Trivante Bloodman	5	132	26.4
Travis Daniels	5	125	25.0
Gavin Ware	5	122	24.4

<b>Turnovers</b>	<b>G</b>	<b>No.</b>	<b>TO/G</b>
Trivante Bloodman	5	15	3.0
Fred Thomas	5	13	2.6
Roquez Johnson	5	10	2.0
Demetrius Houston	5	9	1.8
Oliver Black	5	6	1.2
Travis Daniels	5	6	1.2
Fallou Ndoye	5	6	1.2