



Mississippi State Bulldogs (5-0) vs. North Dakota State Bison (3-3)

Basketball Media Relations

288 Lakeview Drive, Mississippi State, MS 39762

GREGG ELLIS, Primary Contact

(W) 662.325.3595 | (C) 662.322.0145 | gellis@athletics.msstate.edu

Twitter: @msusportsgregg & @HailStateMBK | www.hailstate.com

MORGAN MACGUIRE, Secondary Contact

(C) 719.660.2039 | mmacguire@athletics.msstate.edu

Twitter: @morgsmac

SERIES INFORMATION

Series: First Meeting

Home: NA

Away: NA

Neutral: NA

Last Meeting: NA

Mississippi State Coach: Ben Howland

MSU Record: 35-33, 3rd year

Career Record: 436-239, 22nd year

vs. North Dakota State: First Meeting

North Dakota State Coach: David Richman

North Dakota State Record: 65-37, 4th year

Career Record: Same



GAME INFORMATION

When: Thursday, Nov. 30, 2017

Time: 6 p.m. CT

Location: Starkville

Arena: Humphrey Coliseum

TV: SEC Network

PxP: Matt Stewart

Analyst: Daymeon Fishback

Sideline: NA

MSU Radio Network:

PxP: Neil Price

Analyst: Richard Williams

Sirius/XM: NA

Projected Starting 5



0 Nick Weatherspoon

6-2 | 195 | Fr. | G
Canton, MS

PPG: _____ 12.0

APG: _____ 2.8

FG%: _____ .465

FT%: _____ .684



11 Quindary Weatherspoon

6-4 | 205 | Jr. | G
Canton, MS

PPG: _____ 12.8

RPG: _____ 5.8

FG%: _____ .533

FT%: _____ .684



23 Tyson Carter

6-4 | 165 | So. | G
Starkville, MS

PPG: _____ 11.0

APG: _____ 2.6

FG%: _____ .442

FT%: _____ .846



24 Abdul Ado

6-11 | 250 | Fr. | F
Lagos, Nigeria

PPG: _____ 9.3

RPG: _____ 7.5

FG%: _____ .696

FT%: _____ .455



35 Aric Holman

6-10 | 225 | Jr. | F
Owensboro, KY

PPG: _____ 11.4

RPG: _____ 7.0

FG%: _____ .690

FT%: _____ .706

WHAT TO NOTE AS MSU PLAYS NORTH DAKOTA STATE . . .

- Mississippi State is looking to start 6-0 for the first time since beginning the 2003-04 campaign 13-0.
- North Dakota State is one of four first-time opponents for MSU, along with Stephen F. Austin, Green Bay and North Florida.
- MSU is 2-0 all-time versus the eight teams that currently comprise the Summit League. However, it has only played Denver (69-65, Dec. 28, 1956) and Oral Roberts (91-69, Dec. 28, 1978).
- Mississippi State is one of only seven schools nationally whose men's and women's basketball teams are undefeated.
- Freshman guard **Nick Weatherspoon** has scored in double-digits all five games.
- Against Stephen F. Austin, junior guard **Quindary Weatherspoon** hit a last-second, game-winning 3-pointer for the second time. His first came his freshman season against Vanderbilt. Both shots were on the left side.
- MSU is now 2-0 this season when trailing at the half. In **Ben Howland's** first two years, the Bulldogs were just 6-29.
- Quindary Weatherspoon** is now 87 points shy of becoming the 37th player in school history to reach 1,000 for a career following his season-high, 13-point performance against Jacksonville State.
- Aric Holman** needs 2 more blocks to tie Marcus Campbell for the 10th most in school history.
- The Bulldogs lead the SEC in both blocked shots (7.6) and field goal percentage defense (.359).
- Freshman **Abdul Ado** leads the SEC with this 3.3 blocks per game.
- Through five games, the Bulldogs have used three different lineups. The only players to start all games are **Nick Weatherspoon** and **Quindary Weatherspoon**.
- Nick Weatherspoon's** 12.0 average is currently tied for the sixth-best average in school history for a freshman with his brother, Quindary. He also leads all SEC freshman with his 2.7 assist/turnover ratio. Overall, he's seventh in the league.

2017-18 MISSISSIPPI STATE SCHEDULE/RESULTS

NOVEMBER

10	ALABAMA STATE (SECN+)	W, 96-68
18	FLORIDA A&M (SECN+)	W, 79-48
20	GREEN BAY (SECN+)	W, 77-68
22	STEPHEN F. AUSTIN (SECN+)	W, 80-75
26	JACKSONVILLE STATE (SECN+)	W, 59-56
30	NORTH DAKOTA STATE (SECN)	6 p.m.

DECEMBER

3	DAYTON (SECN)	7 p.m.
9	NORTH GEORGIA (SECN+)	4 p.m.
12	at Cincinnati (ESPN2)	6 p.m.
16	UT Martin (SECN+)	7 p.m.
20	LITTLE ROCK (SECN+)	7 p.m.
23	vs. Southern Miss (SECN+) ^	6 p.m.
30	North Florida (SECN+)	1 p.m.

JANUARY

2	ARKANSAS (SECN)	8 p.m.
6	at Ole Miss (SECN)	3:30 p.m.
10	at Florida (SECN)	6 p.m.
13	AUBURN (SECN)	2:30 p.m.
16	VANDERBILT (SECN)	6 p.m.
20	at Alabama (SECN)	7:30 p.m.
23	at Kentucky (ESPN)	8 p.m.
27	MISSOURI (SECN)	7:30p.m.
31	at South Carolina (SECN)	7:30 p.m.

FEBRUARY

3	GEORGIA (ESPNU)	5 p.m.
6	ALABAMA (SECN)	6 p.m.
10	at Missouri (ESPN2)	1 p.m.
14	at Vanderbilt (SECN)	6 p.m.

17	OLE MISS (SECN)	7:30 p.m.
20	at Texas A&M (SECN)	6 p.m.
24	SOUTH CAROLINA (SECN)	2:30 p.m.
27	TENNESSEE (SECN)	6 p.m.

MARCH

3	at LSU (SECN)	Noon
---	---------------	------

2018 SEC Tournament

8-12	SEC Tournament (SECN, ESPNU, ABC)	TBA
------	-----------------------------------	-----

^ - Jackson, Miss (Mississippi Coliseum)

! - St. Louis (Scottrade Arena)

2017-18 MISSISSIPPI STATE NUMERICAL ROSTER

No.	Name	Pos.	Ht.	Wt.	Yr.	Exp.	Hometown
0	Nick Weatherspoon	G	6-2	195	Fr.	HS	Canton, MS (Velma Jackson HS)
1	Lamar Peters	G	6-0	185	So.	1L	New Orleans, LA (Landry-Walker HS)
2	Eli Wright	G	6-4	190	So.	1L	Owensboro, KY (22 Feet Academy)
3	Xavian Stapleton	G	6-6	210	Jr.	1L	Flora, MS (Louisiana Tech)
5	Mitchell Storm	F	6-7	202	So.	TR	Madison, MS (East Mississippi CC)
10	Tate Clayton	G	6-2	170	Fr.	HS	Tupelo, MS (Tupelo HS)
11	Quinnndary Weatherspoon	G	6-4	205	Jr.	2L	Canton, MS (Velma Jackson HS)
12	Drew Davis	G	5-10	165	Sr.	1L	Atlanta, GA (Ft. Walton Beach HS)
13	Nick Singleton	G	6-5	195	Jr.	1L	Decatur, GA (Kennesaw State)
15	T.J. Gray	G	6-0	170	So.	HS	Columbus, MS (Columbus HS)
22	KeyShawn Feazell	F	6-8	230	Fr.	HS	New Hebron, MS (Lawrence County HS)
23	Tyson Carter	G	6-4	165	So.	1L	Starkville, MS (Starkville HS)
24	Abdul Ado	F	6-11	250	Fr.	HS	Lagos, Nigeria (Hamilton Heights HS)
34	Schnider Herard	C	6-10	260	So.	1L	Port-au-Prince (Prestonwood Christian)
35	Aric Holman	F	6-10	225	Jr.	2L	Owensboro, KY (Owensboro HS)
45	E.J. Datcher	C	6-10	240	Fr.	1L	Harpersville, AL (Vincent HS)

Head Coach:	Ben Howland (Weber State, 1979; 3rd year)
Assistant Coaches:	George Brooks (Mississippi State, 1997; 8th year) Korey McCray (Mercer, 2001; 3rd year) Ernie Zeigler (Cleary College, 1994; 3rd year)
Director of Basketball Operations:	Michael Moynihan
Director of Basketball Performance:	Collin Crane
Graduate Assistant Coaches:	Alfred Aboya Bo Rodriguez

2016-17 A-Z Roster

No.	Name	Yr.
24	Ado, Abdul	Fr.
23	Carter, Tyson	So.
10	Clayton, Tate	Fr.
45	Datcher, EJ	So.
12	Davis, Drew	Sr.
22	Feazell, KeyShawn	Fr.
15	Gray, T.J.	So.
34	Herard, Schnider	So.
35	Holman, Aric	Jr.
1	Peters, Lamar	So.
13	Singleton, Nick	Jr.
3	Stapleton, Xavian	Jr.
5	Storm, Mitchell	So.
0	Weatherspoon, Nick	Fr.
11	Weatherspoon, Quinnndary	Jr.
2	Wright, Eli	So.

By State/Country

Alabama (1)		
45	Datcher, EJ	So.
Georgia (2)		
12	Davis, Drew	Sr.
13	Singleton, Nick	Jr.
Kentucky (2)		
35	Holman, Aric	Jr.
2	Wright, Eli	So.
Louisiana (1)		
1	Peters, Lamar	So.
Mississippi (8)		
23	Carter, Tyson	So.
10	Clayton, Tate	Fr.
22	Feazell, KeyShawn	Fr.
15	Gray, T.J.	So.
3	Stapleton, Xavian	Jr.
5	Storm, Mitchell	So.
0	Weatherspoon, Nick	Fr.
11	Weatherspoon, Quinnndary	Jr.
Haiti (1)		
34	Herard, Schnider	Fr.
Nigeria (1)		
24	Ado, Abdul	Fr.

PRONUNCIATION GUIDE

ABDUL ADO: AB-DOOL A-DO
 ARIC HOLEMAN: ERIC
 QUINNNDARY WEATHERSPOON: QUINN-DARE-EE
 XAVIAN STAPLETON: ZAY-VEE-AWN
 SCHNIDER HERARD: SCHNI-DER HER-ROD

GENERAL INFORMATION

Location: Starkville, MS
 Founded: February 28, 1878
 Enrollment: 21,622
 Conference: SEC
 Nickname: Bulldogs
 Colors: Maroon & White
 Arena: Humphrey Coliseum (10,500)
 President: Dr. Mark E. Keenum
 Athletics Director: John Cohen
 Web Site: www.hailstate.com
 Twitter: @HailStateMBK
 Hashtag: #HailState

BASKETBALL HISTORY

First Year of Basketball: 1908-09
 All-Time Record: 1,382-1,175/106 years
 All-Time SEC Record: 577-761
 Total Number of Head Coaches: 20
 Humphrey Coliseum Record: 433-178
 20-Win Seasons: 17
 NCAA Tournament Appearances: 10 (11-10)
 NCAA Tournament Final Fours: 1 (1996)
 NIT Appearances: 8 (7-8)
 NIT Final Fours: 1 (2007)
 SEC Championships: 6
 (2004, 1991, 1963, 1962, 1961, 1959)
 SEC Tournament Championships: 3
 (2009, 2002 and 1996)
 SEC Tournament Record: 30-53
 SEC Western Division Titles: 7
 (2010, 2008, 2007, 2004, 2003, 1996, 1995)

TEAM INFORMATION

2016-17 Overall Record: 16-16
 2016-17 SEC Record: 6-12, 12th
 National Ranking: n/a
 Starters Returning/Lost: 4/2
 Letterwinners Returning/Lost: 10/4
 Newcomers: 6
 Roster (Sr./Jr./So./Fr.): (1/4/7/4)

MEDIA INFORMATION

Credentials

Media members may obtain both season credentials and game-by-game passes by contacting Gregg Ellis at 662-325-3595.

SEC Teleconference

The SEC Teleconference is coordinated through the SEC media relations office. To participate, contact Craig Pinkerton of the SEC at 205-458-3038. Ben Howland is scheduled for 11:17 a.m. CT.



Media On Twitter

Will Sammon, Clarion Ledger
 @WillSammon
 David Brandt, Associated Press
 @davidbrandtAP
 Bob Carskadon, HailState Beat
 @bobcarskadon
 Joel Coleman, Starkville Daily News
 @JoelTColeman
 Robbie Faulk, 24/7 Sports
 @robbiefaulk247
 Paul Jones, 24/7 Sports
 @PJ247Sports
 Logan Lowery, Daily Journal
 @loganlowery
 David Murray, Dawgs' Bite
 @DawgsBiteMag
 Danny P. Smith, Starkville Daily News
 @sdndannyp
 Gene Swindoll, Gene's Page
 @GeneSwindoll
 Brett Hudson, Commercial Dispatch
 @Brett_Hudson
 Steve Robertson, Commercial Dispatch
 @ScoutSteveR

MISSISSIPPI STATE TV/RADIO ROSTER

**0 Nick Weatherspoon**

FR | G | 6-2 | 195

Canton, MS

**1 Lamar Peters**

SO | G | 6-0 | 185

New Orleans

**2 Eli Wright**

SO | G | 6-4 | 190

Owensboro, KY

**3 Xavian Stapleton**

JR | G | 6-6 | 210

Flora, MS

**5 Mitchell Storm**

SO | F | 6-7 | 202

Madison, MS

**10 Tate Clayton**

FR | G | 6-2 | 170

Tupelo, MS

**11 Quindary Weatherspoon**

JR | G | 6-4 | 205

Canton, MS

**12 Drew Davis**

SR | G | 5-10 | 165

Atlanta, GA

**13 Nick Singleton**

JR | G | 6-5 | 195

Decatur, GA

**15 T.J. Gray**

SO | G | 6-0 | 170

Columbus, MS

**22 KeyShawn Feazell**

FR | F | 6-8 | 230

New Hebron, MS

**23 Tyson Carter**

SO | G | 6-4 | 165

Starkville, MS

**24 Abdul Ado**

FR | F | 6-11 | 250

Lagos, Nigeria

**34 Schnider Herard**

SO | C | 6-10 | 260

Port-Au-Prince, Haiti

**35 Eric Holman**

JR | F | 6-10 | 225

Owensboro, KY

**45 E.J. Datcher**

SO | C | 6-10 | 240

Harpersville, AL

**Ben Howland**

Head Coach

3rd Year

**George Brooks**

Assistant Coach

8th Year

**Korey McCray**

Assistant Coach

3rd Year

**Ernie Zeigler**

Assistant Coach

3rd Year

78.2	63.0	49.3	26.2	70.8	39.0	+1.8	14.2	15.2	+1.2	0.9	5.6	7.6
Points	Opp Points	FG%	3FG%	FT%	RB	RBM	ASST	TO	TM	AST-TO Ratio	STL	BL
68.7	65.3	44.7	38.1	69.1	34.5	-1.7	13.7	14.2	-3.5	1.0	5.0	3.2

Leaders	Scoring	Rebounds	Assists	Steals	Blocks
MSU	Q. Weatherpoon, 12.8	Ado, 7.5	Q. Weatherspoon, 3.8	Peters, 2.7	Ado, 3.3
OPP	Miller, 14.0	Miller, 6.8	Miller, 4.5	Miller, 1.2	Geu, 0.7

- ✓ Lost at Stephen F. Austin, 54-50.
- ✓ Paul Miller had a team-high 15 points, while Jared Samuelson added 14.
- ✓ The Bison had 13 assists and 28 turnovers, while forcing 16 turnovers.
- ✓ NDSU won the battle of the boards, 37-34.
- ✓ Paul Miller had 7 rebounds.
- ✓ The Bison trailed 28-24 at the break.
- ✓ North Dakota St. was 18-47 shooting, 8-22 beyond the arc. SFA was 17-52, 2-13.

- ✓ Rallied to beat Jacksonville State, 59-56.
- ✓ Quinndary Weatherspoon had 13 points and the game-winning shot.
- ✓ MSU trailed 29-25 at the break.
- ✓ MSU won the battle of the boards, 37-36.
- ✓ Abdul Ado had 4 of MSU's 5 blocks.
- ✓ The Bulldogs had 9 assists, 2 steals and 12 turnovers.
- ✓ MSU was 25-56 shooting, 4-18 beyond the arc. JSU was 22-57, 6-19.

North Dakota State Series Breakdown First Meeting

Player	G-GS	Mins	FGM-FGA	Pct	3GM-3GA	Pct	FTM-FTA	Pct	Rebs	Ast	TO	BS	Stl	Pts

Recent Scores

	SEC			Overall		November 29 (Wednesday)	November 25 (Saturday)
Texas A&M	0-0	.000	6-0	1.000		Auburn at Dayton, 6 p.m.	Minnesota 89, Alabama 84
Mississippi State	0-0	.000	5-0	1.000		Mercer at Tennessee, 6 p.m.	
Kentucky	0-0	.000	6-1	.857		UT Martin at LSU, 7 p.m.	November 26 (Sunday)
Alabama	0-0	.000	5-1	.833		Louisiana Tech at Alabama, 7 p.m.	Arkansas 102, Connecticut 67
Arkansas	0-0	.000	5-1	.833		November 30 (Thursday)	Georgia 83, Saint Mary's (CA) 81 ot
Florida	0-0	.000	5-1	.833		North Dakota St. at Mississippi St., 6 p.m.	Mississippi State 59, Jacksonville St. 56
Georgia	0-0	.000	5-1	.833		UTRGV at Texas A&M, 7 p.m.	Kentucky 107, Ill.-Chicago 73
South Carolina	0-0	.000	5-1	.833		South Carolina vs. Temple, 8 p.m.	West Virginia 83, Missouri 79
Auburn	0-0	.000	4-1	.800		Missouri at UCF, 8 p.m.	Texas A&M 75, Southern California 59
Tennessee	0-0	.000	4-1	.800		December 2 (Saturday)	Duke 87, Florida 84
Missouri	0-0	.000	5-2	.714		Massachusetts at South Carolina, 1 p.m.	November 27 (Monday)
Ole Miss	0-0	.000	4-2	.667		Georgia at Marquette, 1 p.m.	South Carolina 78, FIU 61
LSU	0-0	.000	3-2	.600		Virginia Tech at Ole Miss, 1 p.m.	November 28 (Tuesday)
Vanderbilt	0-0	.000	3-4	.429		Harvard at #7 Kentucky, 2:30 p.m.	Vanderbilt 74, Radford 62
						Arkansas at Houston, 6:30 p.m.	South Dakota State 99, Ole Miss 97

As of November 29, 2017

Humphrey Coliseum History**First Game:**..... Dec. 1, 1975; MSU 85, Indiana St. 82**Overall Record:**..... 433-178 (.709)**Non-Conference Record:**..... 217-37 (.854)**SEC Record:**..... 216-141 (.605)**Humphrey Coliseum Yearly Records**

Year	Attn.	Avg.	Record (SEC)
1975-76	70,081	5,006	10-4 (5-4)
1976-77	76,232	5,082	11-4 (5-4)
1977-78	72,025	5,540	11-2 (8-1)
1978-79	99,906	7,136	11-3 (7-2)
1979-80	67,209	6,721	6-4 (5-4)
1980-81	48,214	4,018	6-6 (3-6)
1981-82	56,414	4,030	7-7 (3-6)
1982-83	68,416	5,263	11-2 (7-2)
1983-84	61,508	4,393	6-8 (3-6)
1984-85	89,370	6,384	11-3 (7-2)
1985-86	43,927	3,379	4-9 (3-6)
1986-87	40,715	2,908	7-7 (3-6)
1987-88	54,074	4,160	9-4 (5-4)
1988-89	74,344	5,719	9-4 (5-4)
1989-90	74,623	5,740	9-4 (5-4)
1990-91	102,072	7,852	12-1 (8-1)
1991-92	72,142	5,549	8-5 (4-4)
1992-93	61,172	4,706	10-3 (5-3)
1993-94	88,687	6,335	10-4 (5-3)
1994-95	80,681	6,723	11-1 (7-1)
1995-96	97,996	7,538	10-3 (6-2)
1996-97	74,275	5,305	10-4 (5-3)
1997-98	77,954	5,996	7-6 (2-6)
1998-99	70,257	5,018	12-2 (6-2)
1999-00	61,764	4,412	10-4 (4-4)
2000-01	77,654	4,568	13-4 (6-2)
2001-02	79,642	5,689	13-1 (7-1)
2002-03	98,312	7,022	12-2 (7-1)
2003-04	111,940	7,996	12-2 (6-2)
2004-05	103,031	7,925	11-2 (6-2)
2005-06	90,875	5,680	11-5 (5-3)
2006-07	123,736	6,512	16-3 (6-2)
2007-08	106,672	7,111	12-3 (7-1)
2008-09	157,111	8,728	13-5 (5-3)
2009-10	116,919	6,878	13-4 (6-2)
2010-11	97,069	5,710	12-5 (5-3)
2011-12	152,363	8,019	15-4 (6-2)
2012-13	94,092	6,721	7-7 (3-6)
2013-14	123,743	6,875	11-7 (3-6)
2014-15	106,946	6,291	9-8 (3-6)
2015-16	99,338	6,623	10-5 (5-4)
2016-17	124,347	7,314	10-7 (4-5)
2017-18	33,023	6,605	5-0

vs. SEC Opponents

Opponent	GP	W	L	PCT.	Str.
Alabama	41	22	19	.537	L4
Arkansas	24	18	6	.750	W1
Auburn	40	28	12	.700	W6
Florida	29	14	15	.483	L3
Georgia	30	18	12	.600	L4
Kentucky	30	9	21	.300	L5
LSU	40	25	15	.615	W2
Missouri	4	3	1	.750	W2
Ole Miss	42	33	9	.786	L1
S. Carolina	14	10	4	.714	L1
Tennessee	31	15	16	.484	L3
Texas A&M	4	2	2	.500	W1
Vanderbilt	29	20	9	.690	W2

MSU KNOWS HOW TO WIN GAMES AT 'THE HUMP'

Over the course of the last decade, Mississippi State's Humphrey Coliseum has become a difficult venue for opposing teams. This year, Mississippi State is 1-0.

The Bulldogs have compiled a 43-season composite record of 433-178 (.709) at "The Hump" since Mississippi State's basketball facility opened prior to the 1975-76 campaign.

TRACKING MSU'S HOME SUCCESS UNDER BEN HOWLAND

Season	Overall		SEC		Non-SEC	
	Record	Win %	Record	Win %	Record	Win %
2015-16	10-5	.667	5-4	.556	5-1	.833
2016-17	10-7	.563	4-5	.444	6-2	.750
2017-18	5-0	1.000			5-0	1.000
Totals	25-12	.676	9-0	.500	16-3	.842

A LOOK AT THE HISTORY OF HUMPHREY COLISEUM**LARGEST CROWDS
AT THE HUMP**

Crowd	Opponent	Date
10,788	Kentucky	2-16-10
10,735	Ole Miss	2-7-04
10,645	Ole Miss	2-23-02
10,541	Florida	1-7-03
10,458	Auburn	3-2-04
10,437	Alabama	2-21-04
10,432	Alabama	3-5-05
10,432	Kentucky	1-13-04
10,429	Ole Miss	2-15-03
10,421	Ole Miss	1-26-08
10,412	Ole Miss	1-13-09
10,364	Ole Miss	2-9-12
10,338	Florida	1-24-07
10,315	Kentucky	1-9-96

**INDIVIDUAL MSU
RECORDS AT THE HUMP****Most Points Scored**

40, Rickey Brown (Auburn, 3-7-77)

Most Rebounds

24, Wiley Peck (Alabama, 1-27-79)

Most Assists

15, Al Perry (Vanderbilt, 1-29-77)

**TEAM MSU
RECORDS AT THE HUMP****Most Points Scored**

123, Troy State (12-5-95)

Most Rebounds

75, Mississippi Valley St. (11-21-00)

Most Consecutive Wins

14, 1-22-03 to 1-10-04

**CHARTING
Q.****Jr | G | 6-4
Canton, MS****MSU Career Scoring Chart**

1. Jeff Malone	2,142
2. Bailey Howell	2,030
10. Jerry Jenkins	1,503
20. Timmy Bowers	1,300
31. Tyrone Washington	1,119
32. W.D. "Red" Stroud	1,116
33. Larry Fry	1,079
34. Fred Thomas	1,050
35. Lawrence Roberts	1,048
36. Greg Lockhart	1,042
Q. Weatherspoon	913

SEC Season Rank

Scoring

**CHARTING
Aric Holman****Jr | F | 6-10
Owensboro****MSU Career Blocks Chart**

1. Jarvis Varnado	564
2. Erick Dampier	249
3. Tyrone Washington	198
4. Kalpatrick Wells	183
5. Rickey Brown	163
6. Charles Rhodes	143
7. Wiley Peck	117
8. Gavin Ware	100
9. Derrick Zimmerman	89
10. Marcus Campbell	87
Aric Holman	85

SEC Season Rank

Blocks

BLOCK PARTY

■ Against Florida A&M on Nov. 18, Mississippi State recorded 13 blocked shots, with sophomore forward **Schnider Herard** leading the way with a career-high 6.

For MSU, it was the most blocks since also having 13 against Arkansas on Jan. 14, 2010.

The 6 blocks by Herard were also the most since Aric Holman had 5 last year against Northwestern St.

SEEING DOUBLE

■ Last year, **Aric Holman** and **Schnider Herard** recorded four of MSU's five double-doubles, while **Xavian Stapleton** had one.

In the season opener against Alabama State, Holman wasted little time adding to his total.

The junior forward tied his career highs in points (18) and rebounds (11) to give him three for his career.

Against Green Bay, Abdul Ado broke into the category for his first with 12 points and 11 rebounds in just his second game at MSU.

Mississippi State is one of seven SEC schools with two or more players to record a double-double this year. Florida and Kentucky lead the way with three each.

BROTHERLY LOVE

■ Mississippi State is one of 29 schools nationally with brothers on the same team.

They've also started all five games.

The last time MSU had two brothers start in the same game was Reginald and Reggie Delk against West Virginia in the NIT Final Four on March 27, 2007.

YOUTHFULL GROUP

■ The Bulldogs are one of five teams without any scholarship seniors, along with Kentucky, Holy

Cross, Chattanooga and Robert Morris.

MSU's experience is ranked No. 331 out of 351 schools.

2 FOR 20

■ Against Green Bay, MSU had two players score 20-plus points — **Tyson Carter** (25) and **Quinnndary Weatherspoon** (20).

It was the first time the Bulldogs had two players score 20-plus points in the same game since **Quinnndary Weatherspoon** had 25 and **Lamar Peters** 23 at Auburn on Feb. 7, 2017.

On the year, those are the only two times the Bulldogs have had players reach 20 points.

JUST 6 AT CHARITY STRIPE

■ In the 59-56 win against Jacksonville State, Mississippi State limited the Gamecocks to just six free throw attempts.

It was the fewest attempts by an opponent since Georgia State had only six last year on Dec. 4, 2016.

JSU's six made were also the fewest since Georgia State had four on the same date.

HOWLAND AIMS FOR FEAT

■ **Ben Howland** enters his third season at MSU looking to achieve a feat only 12 coaches have ever done, and that's lead four different teams to the NCAA Tournament.

Howland has already guided Northern Arizona, Pittsburgh and UCLA to the Big Dance.

The first 12 coaches to do so are Lon Kruger, Steve Alford, John Beilein, Lefty Driesell, Cliff Ellis, Larry Eustachy, Jim Harrick, Fran McCaffery, Tom Penders, Tubby Smith, Rick Pitino and Eddie Sutton.

WHEN Q HITS 20

■ When junior guard **Quinnndary**

Weatherspoon scores 20 or more points, Mississippi State benefits.

Eleven times in his career he has reached that mark. The Bulldogs are 9-2 in those games.

Opponent	Points	Result
(2016)		
Tennessee	23	L, 80-75
Vanderbilt	24	W, 75-74
(2017)		
Norfolk State	22	W, 78-74
Boise State	25	W, 80-68
Oregon State	21	W, 74-57
Morehead State	27	W, 85-76
UMKC	25	W, 77-54
Arkansas	25	W, 84-78
Missouri	29	W, 89-74
Auburn	25	L, 98-82
(2017)		
Stephen F. Austin	22	W, 80-75

HOW THE DAWGS SCORE

■ The chart below is how MSU is scoring this season compared to all 351 Division I teams.

Category	% (Ranking)
3-Pointers	20.7 (332)
2-Pointers	58.8 (19)
Free Throws	20.5 (141)

COACHING STABILITY

■ Third-year coach **Ben Howland** has been able to maintain stability within his coaching staff.

For the third year since his arrival, he's had the same assistants in **George Brooks**, **Korey McCray** and **Ernie Zeigler**.

Also back for his third year is **Michael Moynihan**, who is in his second season as director of operations after spending his first year at Mississippi State as the team's video coordinator.

Jalen Courtney is in his third season, his second as video coordinator.

His first year, he served as a graduate assistant.

2017-18 BULLDOG STREAKS**Team W/L Streaks**

Overall Wins/Losses	W5
Home Wins/Losses	W5
Road Wins/Losses	
Neutral Wins	

Consecutive Double-Figure Scoring Games

Nick Weatherspoon	5
Aric Holman	3
Quinnndary Weatherspoon	3

Consecutive Games with A Made 3-pointer

Nick Weatherspoon	5
Quinnndary Weatherspoon	2
Tyson Carter	2
Xavian Stapleton	1

Consecutive Games Played (All Seasons)

Aric Holman	58
Tyson Carter	37
Schnider Herard	37
E.J. Datcher	24
Quinnndary Weatherspoon	8
Nick Weatherspoon	5
Abdul Ado	4
Eli Wright	3
KeyShawn Feazell	1
Xavian Stapleton	1

Consecutive Games Started (All Seasons)

Quinnndary Weatherspoon	8
Nick Weatherspoon	5
Aric Holman	4
Abdul Ado	5

Tyson Carter

2

Total 30 Minute Games (All Seasons)

Quinnndary Weatherspoon	35
Lamar Peters	7
Tyson Carter	7
Aric Holman	3
Schnider Herard	2
Nick Weatherspoon	3
Eli Wright	1
Abdul Ado	1

2017-18 MISSISSIPPI STATE NOTES

Q WITH THE SEC AWARDS

■ Junior guard **Quinnndary Weatherspoon** has been recognized by the SEC in each of his three years.

In 2016, he was named to the SEC All-Freshman Team. In 2017, he was named preseason All-SEC and finished the year on the second-team All-SEC team.

This year, he's been tabbed first-team All-SEC by the coaches and second team by the media.

PRESEASON POLLS

■ In the preseason polls voted on by the media, junior guard **Quinnndary Weatherspoon** was tabbed both first-team (coaches) and second-team (media) All-SEC.

As a team, the Bulldogs were picked to finish 12th under third-year coach **Ben Howland**.

Preseason Poll

- | | |
|---------------|---------------------|
| 1. Kentucky | 8. Georgia |
| 2. Florida | 9. Auburn |
| 3. Texas A&M | 10. Ole Miss |
| 4. Alabama | 11. South Carolina |
| 5. Missouri | 12. Mississippi St. |
| 6. Arkansas | 13. Tennessee |
| 7. Vanderbilt | 14. LSU |

600 & COUNTING

■ On Jan. 17, 2017, against Kentucky, MSU played its 600th in Humphrey Coliseum history, which dates to Dec. 1, 1975.

The Bulldogs are now 433-178 in the building following the Alabama State win.

MSU VERSUS RANKED FOES

■ Following the loss to No. 13 Florida on Feb. 18, MSU has now lost 17-straight games to ranked opponents and 19 out of the last 22.

The last seven setbacks have been by an average margin of just 4.9 points.

Below is a closer look . . .

Date	Team	Score	Rank
02-18-17	Florida	L, 57-52 (5)	13
02-11-17	South Carolina	L, 77-73 (4)	16
01-17-17	Kentucky	L, 87-81 (6)	5
02-24-16	Texas A&M	L, 68-66 (2)	21
01-26-16	So. Carolina	L, 84-74 (10)	22
01-12-16	Kentucky	L, 80-74 (6)	13
01-06-16	Texas A&M	L, 61-60 (1)	21
02-25-15	Kentucky	L, 74-56 (18)	1
02-21-15	Arkansas	L, 65-61 (4)	17
01-20-14	Florida	L, 62-51 (11)	3
01-08-14	Kentucky	L, 85-63 (22)	14
02-09-13	Florida	L, 83-55 (28)	2
02-06-13	Ole Miss	L, 93-75 (18)	23
01-26-13	Florida	L, 82-47 (35)	7
11-19-12	No. Carolina	L, 95-49 (46)	11
02-21-12	Kentucky	L, 73-64 (9)	1
02-28-12	Florida	L, 69-57 (12)	13
11-18-11	Arizona	W, 67-57 (10)	15
11-17-11	Texas A&M	W, 69-60 (9)	18
02-29-11	Florida	W, 71-64 (7)	24
02-27-11	Vanderbilt	L, 81-74 (7)	19
03-14-10	Kentucky	L, 75-74 (1) [ot]	2

BREAKDOWN OF GAMES IN JACKSON

■ Mississippi State is now 18-6 all-time at Mississippi Coliseum and returns there on Dec. 23 to play Southern Miss.

The Bulldogs and Golden Eagles have now met four times at Mississippi Coliseum, with the

series tied at 2-apiece.

Here's the entire breakdown . . .

DATE	OPPONENT	W/L	SCORE
12-15-62	Memphis State	W	77-66
01-28-63	Southern Miss	W	62-52
12-14-63	Memphis State	L	73-65
12-16-63	Southern Miss	L	65-60
12-29-64	Mississippi College	L	72-57
12-30-64	Delta State	W	82-63
01-28-65	Arkansas	L	84-69
12-18-78	Iowa State	W	80-70
12-15-80	Southern Miss	L	68-53
11-30-85	Jackson State	W	77-62
12-16-87	McNeese State	W	76-66
11-17-98	Arkansas-Pine Bluff	W	105-53
12-18-02	Georgia State	W	78-54
12-22-04	Jacksonville State	W	95-53
12-15-05	Jacksonville State	W	104-80
12-21-06	New Orleans	W	89-63
01-05-08	Lafayette	W	77-53
12-22-08	Nicholls State	W	77-68
12-22-09	Centenary	W	88-51
12-22-11	Northwestern State	W	82-67
12-22-13	Central Arkansas	W	79-72
12-20-14	USC Upstate	L	53-51
12-23-15	Northern Colorado	W	93-69
12-19-16	Southern Miss	W	86-44

MSU SIGNS 3

■ Mississippi State took advantage of the early signing period and landed 5-star forward Reggie Perry and 4-star forwards DJ Stewart and Robert Woodard.

Perry, a 6-foot-8, 240-pound Thomasville, Ga., native, is the son of former MSU great Al Perry (1975-78), who ranks third all-time at MSU with 510 steals.

He's rated as the No. 1 prospect out of the state of Georgia and listed as the No. 4 small forward nationally.

ESPN has him as the 16th best player regardless of position.

Woodard, the top-ranked player in Mississippi and a Dandy Dozen selection, is ranked 56th overall nationally and is the son of Robert Woodard, Sr., who played at MSU from 1987-90.

He led Columbus to the Class 6A crown in 2016 and was last year's Gatorade Player of the year.

The 6-6, 187-pound Stewart is listed as the 33rd best small forward.

As a junior at Riverside last year, he averaged 18.9 points, 9.7 rebounds and 3.1 assists.

Nationally, Scout has him as the 103rd best player overall, while Rivals has him at 103.

2017-18 MISSISSIPPI STATE MISCELLANEOUS STATS/SEC STANDINGS

CHARTING THE BULLDOGS

Dunks		Final Three Minutes From FT Line	
Aric Holman	10	Quinnndary Weatherspoon	4-4 (1.000)
Abdul Ado	6	Aric Holman	2-2 (1.000)
Quinnndary Weatherspoon	5	Tyson Carter	2-3 (.667)
Nick Weatherspoon	3	Drew Davis	1-2 (.500)
Tyson Carter	3	Abdul Ado	0-2 (.000)
E.J. Datcher	2		
Xavian Stapleton	1		
Eli Wright	1		
KeyShawn Feazell	1		
Charges Drawn		TOTAL	9-13 (.692)
Nick Weatherspoon	3	Opponent Total	7-11 (.636)
Tyson Carter	1		
Point Distribution (%)			
Seniors	1 (0.2)		
Juniors	145 (37.1)		
Sophomores	140 (35.8)		
Freshmen	105 (26.9)		
TOTAL:	391		
First Sub			
E.J. Datcher	4		
Schnider Herard	2		
Eli Wright	2		
Tyson Carter	1		
Scored First Points			
Nick Weatherspoon	2		
Aric Holman	3		
How First Points Were Scored			
3-pointer	3		
Jumper			
Layup			
Free Throw			
Dunk	2		

DIFFERENCE BETWEEN WINNING AND LOSING

Wins	Stat	Losses
78.2	Points	
63.0	Opp. Points	
+15.2	Scoring Margin	
.493	FG%	
.359	Opp. FG%	
.262	3FG%	
.313	Opp. 3FG%	
.709	FT%	
.695	Opp. FT%	
39.0	Rebounds	
37.2	Opp. Rebounds	
+1.8	Rebound Margin	
14.2	Assists	
15.2	Turnovers	
+1.2	Turnover Margin	
5.6	Steals	
7.6	Blocks	

BULLDOGS IN SEC

CATEGORY	RANK
Scoring offense	11
Scoring defense	2
FG%	7
FG% defense	1
3PT FG%	14
3PT FG% defense	5
FT%	9
Rebounds	9
Rebounds allowed	14
Rebound margin	12
Assists	12
Blocked shots	1
Steals	12
Turnover margin	7
Assist/Turnover ratio	12

SEASON AND CAREER TOTALS

2017-18	Career	2017-18	Career	Schnider Herard	1 (1-0)	1 (1-0)
Double-Digit Scoring		Double-Doubles		Abdul Ado		1 (1-0)
Q. Weatherspoon	4 (4-0) 49 (28-21)	Aric Holman	1 (1-0) 3 (3-0)			
Tyson Carter	3 (3-0) 14 (9-5)	Abdul Ado	1 (1-0) 1 (1-0)			
Aric Holman	4 (4-0) 16 (13-3)	Quinnndary Weatherspoon	2 (2-0)			
Lamar Peters	2 (2-0) 19 (11-8)	Schnider Herard	2 (1-1)			
Schnider Herard	4 (2-2)	Xavian Stapleton	1 (1-0)			
Eli Wright	1 (1-0) 3 (3-0)	3+ 3-Pointers				
Xavian Stapleton	7 (4-3)	Tyson Carter	7 (5-2)			
Nick Weatherspoon	5 (5-0) 5 (5-0)	Quinnndary Weatherspoon	13 (8-5)			
Abdul Ado	2 (2-0) 2 (2-0)	Lamar Peters	9 (5-4)			
E.J. Datcher	1 (1-0) 1 (1-0)	Xavian Stapleton	2 (1-1)			
20+ Points		Nick Weatherspoon	1 (1-0) 1 (1-0)			
Quinnndary Weatherspoon	1 (1-0) 11 (9-2)	10+ 3-Point Attempt Games				
Lamar Peters	4 (3-1)	Lamar Peters	2 (2-0)			
Tyson Carter	1 (-0) 2 (1-1)	Tyson Carter	2 (1-1)			
30+ Points		3+ Steal Games				
10+ Rebounds		Quinnndary Weatherspoon	8 (5-3)			
Aric Holman	1 (1-0) 4 (4-0)	Lamar Peters	1 (1-0) 5 (3-2)			
Abdul Ado	1 (1-0) 1 (1-0)	Xavian Stapleton	1 (1-0)			
Quinnndary Weatherspoon	2 (2-0)	5+ Block Games				
Schnider Herard	3 (2-1)	Aric Holman	2 (2-0)			
Xavian Stapleton	1 (1-0)					

Schnider Herard	1 (1-0)	1 (1-0)
Abdul Ado	1 (1-0)	1 (1-0)

2017-18	Career
5+ Made Free Throws	
Quinnndary Weatherspoon	1 (1-0) 12 (9-3)
Aric Holman	2 (2-0)
Lamar Peters	1 (1-0) 6 (3-3)
Schnider Herard	2 (2-0)
Xavian Stapleton	1 (1-0)
E.J. Datcher	1 (1-0) 1 (1-0)
Tyson Carter	1 (1-0) 1 (1-0)

Note: Record in games in ()



Ben Howland

**22nd Season Overall | 3rd Season At Mississippi State
436-239 (35-33 at MSU)**

- On March 23, 2015, Ben Howland was named the 20th head coach in Mississippi State history.
- In four different stints as a head coach, Howland has a 435-239 record – Northern Arizona (79-59), Pittsburgh (89-40), UCLA (233-107) and Mississippi State (35-33).
- Led UCLA to three-consecutive Final Fours.
- In 2006, the Bruins played Florida for the national championship.
- In 2008, Howland became one of three coaches in NCAA Division I history to win at least 30 games in three-straight seasons, joining Adolph Rupp (Kentucky 1947-49) and John Calipari (Memphis, 2006-08).
- During his 10-year tenure at UCLA, the Bruins went to the NCAA Tournament seven times and won four Pac-10 regular-season crowns, while having 18 players drafted by NBA teams.
- His 97 victories from 2006-08 stand as the most by any UCLA head coach in a three-year span.
- Has been a Conference Coach of the Year in the Pac-10, Big East and Big Sky.
- His final two years at Pitt, the Panthers went 57-11 and reached the Sweet 16 both years.
- In 2003, Pittsburgh won the Big East Tournament crown and held the nation's No. 2 ranking for eight weeks in the Associated Press poll before ending the year at No. 4.
- In 2002, Howland guided the Panthers to a school-record 29 wins en route to becoming the school's first coach in 26 years to garner National Coach of the Year honors.
- Howland's first coaching gig was at Northern Arizona, where his last three teams posted 20-plus win seasons, including a school-record 21 victories in 1997 en route to capturing the Big Sky regular-season title and played in the NIT.
- In 1998, Howland guided NAU to its first NCAA Tournament after capturing the Big Sky Tournament championship and second-straight regular-season crown.
- Howland spent one year as a graduate assistant at Gonzaga (1981) before becoming an assistant at California-Santa Barbara from 1982-94.
- Played two years at Santa Barbara College before transferring to Weber State, where he earned his degree in physical education in 1979.
- Howland and his wife, Kim, a former Weber State cheerleader, have two children – Meredith and Adam (Brittney) – and two grandsons, Benjamin Clark Howland II and Elijah Howland.



Howland's Year-By-Year Record

Northern Arizona (1994-99)

Year	Overall	Big Sky Record	Postseason
1995	9-17	4-10 (7th)	
1996	7-19	3-11 (7th)	
1997	21-7	13-1 (1st)	NIT First Round
1998	21-8	12-2 (1st)	NCAA First Round
1999	21-8	12-4 (2nd)	
Totals	79-59 (.572)	44-28 (.611)	

Pittsburgh (2000-03)

Year	Overall	Big East Record	Postseason
2000	13-15	5-11 (11th)	
2001	19-14	7-9 (5th West)	NIT Second Round
2002	29-6	13-3 (1st West)	NCAA Sweet 16
2003	28-5	13-3 (T1st West)	NCAA Sweet 16
Totals	89-40 (.690)	38-26 (.594)	

UCLA (2004-13)

Year	Overall	Pac-10/12 Record	Postseason
2004	11-17	7-11 (11th)	
2005	18-11	11-7 (T3rd)	NCAA First Round
2006	32-7	14-4 (1st)	NCAA Runner-up
2007	30-6	15-3 (1st)	NCAA Final Four
2008	35-4	16-2 (1st)	NCAA Final Four
2009	26-9	13-5 (2nd)	NCAA Second Round
2010	14-18	8-10 (T5th)	
2011	23-11	13-5 (2nd)	NCAA Second Round
2012	19-14	11-7 (T5th)	
2013	25-10	13-5 (1st)	NCAA First Round
Totals	233-107 (.685)	121-59 (.672)	

Mississippi State (2016-Present)

Year	Overall	SEC Record	Postseason
2016	14-17	7-11	
2017	16-16	6-12	
2018	5-0		
Totals	35-33 (.515)	13-23 (.361)	
OVERALL	436-239 (.646)		

**1ST MSU WIN
EASTERN WASHINGTON
FEB. 13, 2015**

**5TH MSU WIN
TULANE
DEC. 19, 2015**

**1ST SEC WIN
OLE MISS
JAN. 23, 2016**

**10TH MSU WIN
ARKANSAS
FEB. 9, 2016**

**15TH WIN
NORFOLK STATE
NOV. 11, 2016**

**20TH MSU WIN
GEORGIA STATE
DEC. 4, 2016**

**25TH MSU WIN
ARKANSAS
JAN. 10, 2017**

**30TH MSU WIN
LSU
MARCH 8, 2017**

**42
BIGGEST WIN
SOUTHERN MISS.
DEC. 19, 2016**

**19
BIGGEST COMEBACK
TENNESSEE
FEB. 4, 2017**

UNDER BEN HOWLAND . . .

CATEGORY	2018	AT MSU
Leads at Halftime	3-0	24-3
Trails at Halftime	2-0	8-29
Is Tied at Halftime		3-1
Shoots 45% or better from the field	4-0	29-8
Shoots less than 45% from the field	1-0	6-25
Opp. shoots less than 45% from the field	5-0	26-13
Opp. shoots 45% or better from the field		9-20
Outrebounds (or ties) the opponent	4-0	22-10
Outrebounded by the opponent	1-0	13-23
More Assists (or ties) than the opponent	4-0	32-15
Fewer Assists than the opponent	1-0	3-18
Fewer (or ties) TOs than opponent	3-0	26-11
More TOs than opponent	2-0	9-22
Holds opponents to 65 points or less	2-0	18-3
In games decided by 10 points or less	3-0	16-23
All Games	5-0	35-33
Home Games	5-0	25-12
Road Games		4-16
Neutral-sites		6-5
Non-SEC Games	5-0	21-8
Non-SEC Home Games	5-0	16-3
Non-SEC Road Games		0-2
Non-SEC Neutral-site Games		5-3
SEC Games		13-23
SEC Home Games		9-9
SEC Road Games		4-14
SEC Tournament		1-2
November Games	5-0	12-5
December Games		9-3
January Games		6-11
February Games		5-11
March Games		3-3
Monday Games	1-0	3-1
Tuesday Games		3-11
Wednesday Games	1-0	5-5
Thursday Games		4-4
Friday Games	1-0	4-2
Saturday Games	1-0	11-10
Sunday Games	1-0	4-0
Overtime Games		0-2
Television Games	5-0	24-32

Alabama	2-4	Kent State	0-1	San Diego	0-3
Alabama State	1-0	Kentucky	1-3	San Diego State	0-1
Albany	1-0	Lehigh	0-1	San Jose State	1-0
Appalachian State	1-0	Long Beach State	3-1	Savannah State	1-0
Arizona	14-11	Louisiana Tech	1-0	Seton Hall	5-2
Arizona State	17-8	Loyola Marymount	3-2	Sonoma State	1-0
Arkansas	2-2	LSU	4-1	South Carolina	1-3
Arkansas-Pine Bluff	1-0	Marist	1-0	South Florida	0-1
Auburn	1-1	Marquette	0-1	Southeast Louisiana	1-0
Belmont	1-0	Maryland	1-0	Southern University	0-1
Boise State	1-4	McNeese State	1-0	Southern Cal	14-9
Boston College	4-2	Memphis	1-2	Southern Illinois	1-0
Butler	0-1	Mercer	1-0	Southern Miss	1-0
BYU	2-0	Miami	3-4	Southern Utah	3-1
Cal Poly	2-2	Miami (OH)	1-0	Southwest Texas	0-1
Cal State Bakersfield	1-0	Michigan	4-3	St. Bonaventure	2-0
Cal State Fullerton	1-1	Michigan State	3-1	St. Francis (N.Y.)	2-0
Cal State Northridge	9-2	Middle Tenn. State	0-1	St. Francis (Pa.)	4-0
CSU San Bernardino	1-0	Minnesota	0-1	St. Johns	2-3
California	17-10	Mississippi State	0-2	St. Martin's	1-0
Central Conn. State	1-0	Missouri-Kansas City	1-1	Stanford	14-7
Central Florida	0-1	MVSU	1-0	Stephen F. Austin	2-1
Chaminade (Hawaii)	3-0	Missouri	3-0	Syracuse	4-5
Chicago State	1-0	Missouri State	1-0	Temple	1-0
Cincinnati	0-1	Montana	6-5	Tennessee	1-3
Co. of Notre Dame	1-0	Montana State	9-3	Tennessee Martin	1-0
Colorado	2-0	Montana Tech	1-0	Texas	1-3
Colorado College	2-0	Morehead State	1-0	Texas A&M	3-2
Colorado State	1-0	Morgan State	1-0	Texas Arlington	1-1
Concordia (Calif.)	0-1	Morris Brown	1-0	Texas El Paso	1-0
Connecticut	2-3	N. Mexico Highlands	1-0	Texas Tech	0-2
Coppin State	1-0	Nebraska	1-1	Texas Pan American	2-0
Davidson	1-0	Nevada	1-0	Texas Southern	1-0
Delaware State	2-0	New Mexico State	2-0	Tulane	1-0
DePaul	1-0	New Orleans	2-0	UC Davis	3-0
Drexel	1-0	Norfolk State	3-0	UC Irvine	5-1
Duquesne	3-1	North Carolina AT&T	1-0	UC Riverside	2-0
East Carolina	0-1	North Carolina Central	1-0	UC Santa Barbara	0-1
East Tennessee State	0-1	Northern Arizona	1-0	UCLA	0-1
Eastern Illinois	1-0	Northern Colorado	1-0	UNLV	0-1
Eastern Washington	11-1	Northwestern State	1-0	Utah	2-1
Elon	1-0	Notre Dame	5-8	Vanderbilt	1-1
Florida	0-5	Oakland	2-0	Vermont	1-0
Florida A&M	1-0	Occidental College	1-0	Villanova	3-3
Florida International	2-1	Ohio State	2-0	VCU	1-3
Florida State	0-1	Ole Miss	1-3	Virginia Tech	2-0
Fresno State	1-0	Oral Roberts	0-2	Wagner	2-0
George Mason	1-0	Oregon	12-8	Washington	10-11
George Washington	1-0	Oregon State	17-4	Washington State	18-3
Georgetown	5-4	Pacific	1-0	Weber State	3-9
Georgia	1-4	Penn State	2-1	West Virginia	5-4
Georgia State	1-0	Pennsylvania	1-0	Western Illinois	2-0
Georgia Tech	1-0	Pepperdine	4-0	Western Kentucky	1-0
Gonzaga	1-0	Pittsburgh	1-0	Western Oregon	1-0
Green Bay	1-0	Portland	0-1	Wright State	1-0
Idaho	1-3	Portland State	5-3	Wyoming	1-0
Idaho State	8-3	Prairie View A&M	2-0	Xavier	1-0
Illinois State	1-0	Providence	3-1	Yale	1-0
Indiana	2-0	Rhode Island	2-0	Youngstown State	1-0
Indiana State	1-0	Richmond	1-0		
IUPUI	1-0	Robert Morris	4-0		
Jacksonville State	1-0	Rutgers	6-1		
James Madison	1-0	Sacramento State	7-2		
Kansas	1-3	Sam Houston State	2-1		
				TOTAL:	436-239

On The Bench . . .



George Brooks
8th Year

- Played for the Bulldogs from 1992-94.
- Helped develop forwards Arnett Moultrie, a first-round draft choice in the 2012 NBA draft and Gavin Ware, along with Jamarion Moon and Ronald Murray who went on to enjoy NBA careers.
- Named the second-best recruiter in the SEC by Sporting News this past summer.



Korey McCray
3rd Year

- Spent two seasons under Howland at UCLA.
- Worked with and created tailor-made off-season training programs for NBA talents such as Dwight Howard, John Wall, Javaris Crittenton, Anthony Morrow, Jarrett Jack, Jarvis Hayes, Von Wafer, Mario West and Damien Wilkins.
- In 2012, he was instrumental in UCLA landing the No. 1-ranked recruiting class.



Ernie Ziegler
3rd Year

- Spent six seasons at Central Michigan (2007-12) as head coach, leading the Chippewas to two Mid-American Conference West Division titles and a pair of Michigan MAC Trophies.
- He spent five seasons as an assistant under the tutelage of Howland at both Pittsburgh (2002-03) and UCLA (2004-06).
- From 1992 to 1997, Zeigler was the head AAU coach for Team Detroit.

MISSISSIPPI STATE BY THE NUMBERS

GAME-BY-GAME SPECIALTY STATS *(MSU First)*

<u>Opponent</u>	<u>Paint</u>	<u>Off TO</u>	<u>2nd Chance</u>	<u>Fast Break</u>	<u>Bench</u>
Alabama State	46/32	17/4	11/16	14/0	50/34
Florida A&M	42/22	25/9	4/5	14/9	26/12
Green Bay	48/22	21/17	10/4	8/2	22/33
Stephen F. Austin	36/24	17/12	9/10	6/6	6/23
Jacksonville State	40/28	4/14	7/10	4/2	11/19

GAME-BY-GAME LEAD/DEFICIT

<u>Opponent</u>	<u>Largest Lead</u>	<u>Largest Deficit</u>	<u>Final Score</u>
Alabama State	35 (76-41, 2nd)	1 (0-1, 1st)	W, 96-68
Florida A&M	36 (79-43, 2nd)	Never Trailed	W, 79-48
Green Bay	16 (24-8, 1st)	Never Trailed	W, 77-68
Stephen F. Austin	16 (68-52, 1st)	8 (32-40, 1st)	W, 80-75
Jacksonville State	4 (4-0, 1st)	8 (33-41, 2nd)	W, 59-56

Mississippi State Scoring By The Half

Team	1st Half	2nd Half	OT
Alabama State	58	31	
Florida A&M	28	51	
Green Bay	40	37	
Stephen F. Austin	32	48	
Jacksonville State	25	34	

Lowest First Half: 25, Jacksonville State

Highest First Half: 58, Alabama State

Lowest 2nd Half: 31, Alabama State

Highest 2nd Half: 51, Florida A&M

Opponent Scoring By The Half

Team	1st Half	2nd Half	OT
Alabama State	31	37	
Florida A&M	17	31	
Green Bay	32	36	
Stephen F. Austin	40	35	
Jacksonville State	29	27	

Lowest First Half: 17, Florida A&M

Highest First Half: 40, Stephen F. Austin

Lowest 2nd Half: 27, Jacksonville State

Highest 2nd Half: 31, Alabama State

MISSISSIPPI STATE BY THE NUMBERS

MSU'S 2017-18 RECORD WHEN . . .

Leads at Halftime	3-0
Trails at Halftime	2-0
Is Tied at Halftime	
Shoots 45% or better from the field	4-0
Shoots less than 45% from the field	1-0
Opp. shoots less than 45% from the field	5-0
Opp. shoots 45% or better from the field	
Outrebounds (or ties) the opponent	4-0
Outrebounded by the opponent	1-0
More Assists (or ties) than the opponent	4-0
Fewer Assists than the opponent	1-0
Fewer (or ties) TOs than opponent	3-0
More TOs than opponent	3-0
Holds opponents to 65 points or less	2-0
In games decided by 10 points or less	3-0

MSU'S 2017-18 RECORD IN . . .

All Games	5-0
Home Games	5-0
Road Games	
Neutral-sites	
Non-SEC Games	5-0
Non-SEC Home Games	5-0
Non-SEC Road Games	
Non-SEC Neutral-site Games	
SEC Games	
SEC Home Games	
SEC Road Games	
SEC Tournament	
November Games	5-0
December Games	
January Games	
February Games	
March Games	
Monday Games	1-0
Tuesday Games	
Wednesday Games	1-0
Thursday Games	
Friday Games	1-0
Saturday Games	1-0
Sunday Games	1-0
Overtime Games	
Television Games	5-0
Games vs. Ranked Opponents	

MISC. 2017-18 TEAM STATS

Largest Lead Surrendered in Loss:

Largest Deficit Overcome in Win:
8, Stephen F. Austin (11-22-17) and
Jacksonville State (11-26-17)

Largest Lead at Anytime:
36, Florida A&M (11-18-17)

Largest Deficit Anytime:
1, Alabama State (11-10-17)

MISCELLANEOUS MSU INDIVIDUAL STATISTICS

Games Scoring in Double Figures: N. Weatherspoon 5, Q. Weatherspoon 4, Holman 4, Carter 3, Ado 2, Peters 2, Wright, Datcher

Games Scoring 20-plus Points: Carter, Weatherspoon

Games Scoring 30-plus Points:

Games Rebounding in Double Figures: Holman, Ado

Games With Double Figures in Assists:

Games With Double-Doubles: Holman, Ado

Games With Triple-Doubles:

Games As Team High Scorer (or co-leader): Peters 2, Q. Weatherspoon 2, Holman, Ado, N. Weatherspoon, Carter

Games As Team High Rebounder (or co-leader): Ado 3, Holman 2, Q. Weatherspoon

Games As Team Leader in Assists (or co-leader): Q. Weatherspoon 3, Peters 2, N. Weatherspoon 2

Games As Team Leader in Steals (or co-leader): Peters 2, Q. Weatherspoon 2, Stapleton, Ado, Carter

Games As Team Leader in Blocks (or co-leader): Ado 2, Peters, Herard, Datcher

Games As Team Leader in Turnovers (or co-leader): Peters 2, Q. Weatherspoon 2, Ado 2, N. Weatherspoon

MSU'S RECORD BY STARTING LINEUP

N. Weatherspoon, Q. Weatherspoon, Peters, Holman, Ado	2-0
N. Weatherspoon, Q. Weatherspoon, Carter, Holman, Ado	2-0
N. Weatherspoon, Q. Weatherspoon, Peters, Stapleton, Datcher	1-0

GAME-BY-GAME STARTERS

<u>Opponent</u>	<u>Date</u>	<u>Guard</u>	<u>Guard</u>	<u>Guard</u>	<u>Forward</u>	<u>Forward</u>	<u>Record</u>
Alabama State	11-10-17	W'Spoon	W'Spoon	Peters	Stapleton	Datcher	1-0
Florida A&M	11-18-17	W'Spoon	W'Spoon	Peters	Holman	Ado	2-0
Green Bay	11-20-17	W'Spoon	W'Spoon	Peters	Holman	Ado	3-0
Stephen F. Austin	11-22-17	W'Spoon	W'Spoon	Carter	Holman	Ado	4-0
Jacksonville State	11-26-17	W'Spoon	W'Spoon	Carter	Holman	Ado	5-0
North Dakota State							
Dayton							
North Georgia							
Cincinnati							
UT Martin							
Little Rock							
Southern Miss							
North Florida							
Arkansas							
Ole Miss							
Florida							
Auburn							
Vanderbilt							
Alabama							
Kentucky							
Missouri							
South Carolina							
Georgia							
Alabama							
Missouri							
Vanderbilt							
Ole Miss							
Texas A&M							
South Carolina							
Tennessee							
LSU							

2017-18 Win-Loss Differential

Diff.	1	2	3	4	5	6	7	8	9	10	11	12	13	14	15	16	17	18	19	20	21	22	23	24	25+
Won			1		1				1																2
Lost																									

THE LAST TIME . . .

THE LAST TIME AN MSU PLAYER ...

Scored 30 or more points in a game:

32, Ravern Johnson vs. Tenn. St. (11-12-10)

Scored 33 or more points in a game:

33, Craig Sword at LSU (2-19-14)

Scored 34 or more points in a game:

34, Arnett Moultrie vs. UMass (3-13-12)

Scored 35 or more points in a game:

36, Jeff Malone at Ole Miss (2-19-83)

Scored 37 or more points in a game:

39, Jeff Malone vs. Alabama (1-31-83)

Scored 40 or more points in a game:

40, Rickey Brown vs. Auburn (3-7-77)

Scored 20+ points in back-to-back games:

Quinnndary Weatherspoon (27 vs. Morehead

State 12-22-16; 25 vs. UMKC (12-29-16)

Scored 20+ points in three-consecutive games:

Craig Sword (24 vs. Loyola, 12-01-13; 24 vs.

TCU, 12-05-13; 22 vs. SELA, 12-13-13)

Scored 20+ points in five-consecutive games:

Jeff Malone, 1982-83 (11 consecutive)

Scored 30+ points in back-to-back games:

Jeff Malone (36 at Ole Miss & 30 vs.

Georgia, 1982-83)

Scored 30+ points in three-consecutive games:

Jeff Malone (33 at LSU; 36 at Ole Miss &

30 vs. Georgia, 1982-83)

Two players score 20+ points in same game:

Tyson Carter, 25; Quinnndary Weatherspoon,

20 vs. Stephen F. Austin (11-22-17)

Made 10 field goals in a game:

10, Weatherspoon vs. Morehead (12-22-16)

Made 11 field goals in a game:

11, Q. Weatherspoon, Missouri (1-25-17)

Made 12 field goals in a game:

12, Gavin Ware, Alabama (2-2-16)

Made 13 field goals in a game:

13, Horatio Webster vs. SW Missouri St.

(11-23-97)

Made 14 field goals in a game:

14, Cameron Burns at Georgia (1-17-90)

Made 15 or more field goals in a game:

16, Raymond Brown vs. Florida (3-2-85)

Attempted 20 field goals in a game:

20, Ravern Johnson vs. St. Mary's (12-29-10)

Attempted 21 or more field goals in a game:

21, Dee Bost vs. Kentucky (2-16-10)

Attempted 23 or more field goals in a game:

23, Arnett Moultrie vs. UMass (3-13-12)

Attempted 25 field goals in a game:

25, Chuck Evans at Alabama (3-6-93)

Attempted 26 field goals in a game:

26, Tony Watts at Ole Miss (2-22-92)

Attempted 27 or more field goals in a game:

28, Jeff Malone vs. Vanderbilt (1-8-83)

Made six 3-pointers in a game:

6, Q. Weatherspoon vs. Arkansas (1-10-17)

Made seven 3-pointers in a game:

7, Lamar Peters vs. Missouri (1-25-17)

Made eight or more 3-pointers in a game:

8, Winsome Frazier vs. UMKC (11-23-04)

Attempted 11 3-pointers in a game:

11, Dee Bost vs. Detroit (12-17-11)

Attempted 12 3-pointers in a game:

12, Ravern Johnson vs. ETSU (12-11-10)

Attempted 13 or more 3-pointers in a game:

13, Dee Bost vs. Troy (12-10-11)

Attempted 16 or more 3-pointers in a game:

17, Darryl Wilson vs. Alabama (3-4-95)

Made 14 or more free throws in a game:

14, Trivante Bloodman vs. Auburn (2-15-14)

Made 15 or more free throws in a game:

15, Craig Sword vs. Ole Miss (1-11-14)

Attempted 17 free throws in a game:

17, Jarvis Varnado at Houston (12-19-09)

Attempted 18 free throws in a game:

18, Craig Sword vs. Ole Miss (1-11-14)

Attempted 19 free throws in a game:

19, Carl Nichols vs. SE La. (12-1-88)

Had 16 rebounds in a game:

16, Gavin Ware vs. Maryland ES (1-2-14)

Had 17 rebounds in a game:

17, Gavin Ware at Auburn (1-21-15)

Had 18 or more rebounds in a game:

21, Wesley Morgan vs. SE La. (11-28-05)

Had 22 or more rebounds in a game:

23, Rickey Brown vs. Vanderbilt (12-6-79)

Had 24 or more rebounds in a game:

24, Wiley Peck vs. Alabama (1-27-79)

Had 10 or more offensive rebounds in a game:

11, Arnett Moultrie vs. Northwestern State

(12-22-11)

Had 10 or more defensive rebounds in a game:

10, Aric Holman vs. So. Miss (12-19-16)

Had 13 or more defensive rebounds in a game:

13, Colin Borchert (3-9-13)

Had 15 or more defensive rebounds in a game:

15, Jarvis Varnado at San Diego (12-31-09)

Had 10 assists in a game:

10, Dee Bost vs. LSU (1-25-11)

Had 11 assists in a game:

11, I.J. Ready vs. No. Colorado (12-23-15)

Had 13 assists in a game:

13, I.J. Ready vs. LSU (3-4-17)

Had 14 assists in a game:

14, Gary Ervin vs. Florida A&M (12-20-04)

Had 15 or more assists in a game:

16, Chuck Evans at UMKC (2-23-93)

Had 10 or more turnovers in a game:

10, Charles Rhodes vs. Nicholls (11-11-06)

Had five or more blocks in a game:

5, Abdul Ado vs. Stephen F. Austin (11-22-17)

Had six or more blocks in a game:

6, Schneider Herard vs. Fla. A&M (11-18-17)

Had seven blocks in a game:

7, Jarvis Varnado at LSU (2-20-10)

Had eight blocks in a game:

8, Jarvis Varnado vs. Alabama (2-24-10)

Had nine blocks in a game:

9, Jarvis Varnado at Vanderbilt (2-3-10)

Had 10 blocks in a game:

10, Jarvis Varnado vs. Arkansas (1-14-10)

Had 10+ blocks in two consecutive games:

Jarvis Varnado (10 vs. Georgia & 10 vs.

Kentucky, 2007-08)

Had five steals in a game:

5, Lamar Peters vs. Texas A&M (1-14-17)

Had six or more steals in a game:

7, Craig Sword vs. Ole Miss (1-11-14)

LAST TIME AN MSU TEAM...

Scored 100 or more points:

106 vs. Eastern Washington (11-13-15)

Scored 100 or more points in an SEC game:

105 vs. Auburn (3-2-04)

Allowed 100 or more points in an SEC game:

115 at Arkansas (2-20-93)

Allowed 100 or more points in non-SEC play:

105 vs. Miami (11-19-15)

Was held to 52 points or less:

52 vs. Florida (2-18-17)

Was held to 50 points:

50 vs. Alabama (2-25-12)

Was held to 49 points or less:

48 vs. Vanderbilt (2-25-17)

Was held to 45 points or less:

41 at Georgia (2-7-15)

Was held to 40 points or less:

36 vs. Missouri (2-13-13)

Was held to 35 points or less:

31 vs. Vanderbilt (2-23-13)

Was held to fewer than 10 points in a half:

9 at Arkansas, first (2-7-15)

Held opponent to 59 points or less:

57 vs. Florida (2-18-17)

Held opponent to 56 points or less:

56 vs. Jacksonville State (11-26-17)

Held opponent to 55 points or less:

52 vs. LSU-SECT (3-08-17)

Held opponent to 50 points or less:

48 vs. Florida A&M (11-18-17)

Held opponent to 45 points or less:

44 vs. Southern Miss (12-19-16)

Held opponent to 42 points or less:

42 vs. Texas-San Antonio (12-4-12)

Held opponent to 39 points or less:

39 at LSU (1-9-08)

Shot 50 percent or better from the field:

.532 [33-62] vs. Florida A&M (11-18-17)

Shot 55 percent or better from the field:

.558 [24-43] vs. Stephen F. Austin (11-22-17)

Shot 60 percent or better from the field:

.621 [41-66] vs. E. Washington (11-13-15)

Shot 65 percent or better from the field:

.660 [35-53] vs. Western Kentucky (1-5-09)

Was held to less than 35 percent from the field:

.309 [21-68] vs. Tennessee (2-4-17)

Was held to less than 30 percent from the field:

.298 [14-47] vs. Vanderbilt (2-25-17)

Was held to less than 25 percent from the field:

.175 [7-40] vs. Vanderbilt (2-23-13)

Held opp. to 35 percent or less from the field:

.333 [18-54] vs. LSU-SECT (3-8-17)

Held opp. to 30 percent or less from the field:

.281 [18-64] vs. Florida A&M (11-18-17)

Held opp. to 25 percent or less from the field:

.231 [15-65] vs. Southern Miss (12-19-16)

Opponent shot 50 percent or better:

.500 [27-54] South Carolina (2-11-17)

Opponent shot 60 percent or better:

.623 [33-53] Missouri (3-1-14)

Made 35 or more field goals:

36 vs. LSU (3-4-17)

Made 40 or more field goals:

41 vs. Eastern Washington (11-13-15)

Made fewer than 15 field goals:

14 at Vanderbilt (2-25-17)

Attempted 70 or more shots from the field:

74 vs. Ole Miss (2-18-17)

Attempted 80 or more shots from the field:

80 at Alabama (2-21-09)

Attempted just 40 shots from the field:

40 vs. Vanderbilt (2-23-13)

Attempted 39 or fewer shots from the field:

39 at Vanderbilt (3-4-15)

Attempted 35 or fewer shots from the field:

34 vs. Tennessee (2-3-15)

Made 10 or more 3-pointers:

11 vs. LSU-SECT (3-8-17)

Made 12 3-pointers:

12 vs. Missouri (1-25-17)

Made 13 3-pointers:

13 vs. Georgia State (12-04-16)

Made 15 3-pointers:

15 vs. North Carolina A&T (12-12-10)

Made 16 3-pointers:

16 vs. Troy (12-10-11)

Made 17 3-pointers:

17 vs. Southern Miss (12-19-16)

Did not make a 3-pointer:

[0-10] at Arkansas (2-7-15)

Made just one 3-pointer:

vs. Tennessee (1-7-15)

Made just two 3-pointers:

vs. Alabama-SECT (3-9-17)

Opponent made 15 or more 3-pointers:

16, Arkansas (1-9-16)

Opponent made just one 3-pointer:

vs. LSU-SECT (3-8-17)

Attempted nine 3-pointers or less:

9 vs. Tennessee (1-7-15)

Attempted six 3-pointers or less:

6 at Ole Miss (1-29-03)

THE LAST TIME (CONTINUED) . . .

Attempted 25 3-pointers:

25 at Ole Miss (1-31-17)

Attempted 26 3-pointers:

26 at South Carolina (2-28-17)

Attempted 27 3-pointers:

27 vs. South Carolina (2-11-17)

Attempted 28 3-pointers:

28 vs. Georgia (2-13-16)

Attempted 29 or more 3-pointers:

29 vs. Southern Miss (12-19-16)

Attempted 30 or more 3-pointers:

30 vs. LSU-SECT (3-08-17)

Attempted 35 or more 3-pointers:

35 vs. Kentucky (2-16-10)

Made 31 or more free throws:

31 vs. Auburn (1-22-14)

Made 40 or more free throws:

41 vs. LSU (2-11-09)

Made 50 or more free throws:

52 vs. LSU (2-11-09)

Made fewer than five free throws:

3 vs. Alabama-SEC (3-9-17)

Made only 1 free throw:

1 vs. Florida (1-30-14)

Opponent made 30 or more free throws:

34, Ole Miss (2-18-17)

Attempted 30 or more free throws:

34 vs. Auburn (2-7-17)

Attempted 35 or more free throws:

35 vs. Stephen F. Austin (11-22-17)

Attempted 40 or more free throws:

44 vs. Tennessee (1-7-15)

Attempted 45 or more free throws:

45 vs. Florida A&M (12-17-13)

Attempted fewer than 10 free throws:

6 vs. Jacksonville State (11-26-17)

Opponent attempted 40 or more free throws:

44, Ole Miss (2-18-17)

Had 50 or more rebounds:

50 vs. Arkansas (2-9-16)

Had 55 or more rebounds:

55 vs. Tennessee (2-4-17)

Had 58 or more rebounds:

58 vs. Troy (12-10-05)

Had 59 or more rebounds:

59 at Houston (12-19-09)

Had fewer than 25 rebounds:

21 vs. McNeese State (12-30-14)

Had 20 or fewer rebounds:

20 at Kentucky (1-12-16)

Had 20 or more assists:

20 vs. South Carolina (2-27-16)

Had 21 or more assists:

21 vs. LSU (3-4-17)

Had 25 or more assists:

25 vs. St. Bonaventure (12-05-09)

Had 30 or more assists:

30 vs. Troy (12-10-11)

Had 5 Assists:

5, Florida State (12-16-15)

Had Fewer Than 5 Assists:

4, Tennessee (1-2-15)

Had 20 or more turnovers:

20 at South Carolina (2-28-17)

Had 21 or more turnovers:

22 vs. Ole Miss (2-18-17)

Had 23 or more turnovers:

23 vs. Arkansas (2-21-15)

Had 24 or more turnovers:

24 at Arkansas (2-7-15)

Had 25 turnovers:

26 vs. Mississippi Valley State (11-17-14)

Had 29 or more turnovers:

29 at Arkansas (1-23-13)

Had 30 or more turnovers:

31 at Kentucky (1-7-97)

Had 34 or more turnovers:

34 at Evansville (12-17-75)

Had fewer than 10 turnovers:

7 vs. Missouri (1-25-17)

Had five or fewer turnovers:

5 vs. Morehead State (12-22-16)

Forced 25 or more turnovers

26 vs. Kennesaw State (11-14-13)

Had 10 blocked shots:

10 vs. Stephen F. Austin (11-22-17)

Had 11 blocked shots:

11 vs. Southern Miss (12-19-16)

Had 12 blocked shots:

12 at South Carolina (1-26-16)

Had 13 blocked shots:

13 vs. Florida A&M (11-18-17)

Had 14 blocked shots:

14 vs. Texas-Pan American (11-24-09)

Had 16 blocked shots:

16 vs. Georgia (1-12-08)

Had 10 steals:

10 vs. Kentucky (1-17-17)

Had 11 steals:

11 vs. Texas A&M (1-14-17)

Had 12 steals:

12 vs. LSU-SECT (3-8-17)

Had 13 steals:

13 vs. Ole Miss (2-18-17)

Had 14 steals:

14 vs. South Carolina (1-9-13)

Had 15 steals:

15 vs. Florida Gulf Coast (12-19-13)

Had 17 or more steals:

17 vs. Oregon State (12-01-16)

Had 20 or more steals:

20 vs. Nicholls State (11-17-01)

Had 1 steal or less:

1 vs. Vanderbilt (3-11-11)

MISSISSIPPI STATE IN OVERTIME

Mississippi State In Overtime Games

This Season	0-1
Overall Overtime Record	60-51
<i>Home Overtime Record</i>	34-23
<i>Road Overtime Record</i>	18-20
<i>Neutral Site Overtime Record</i>	8-8
Humphrey Coliseum Overtime Record	25-18
SEC Tournament Overtime Record	2-5
Double Overtime Record	6-5
Four Overtime Record	1-1
Postseason Overtime Record	1-0
Last OT Played (1OT)	vs. Ole Miss (L, 87-82, 2/18/17)
Last Double OT	vs. UMass (L, 101-96, 3/13/12)
Last Triple OT	vs. Alabama (L, 79-78, 2/27/71)
Last Four OT	vs. Ole Miss (W, 104-102, 1/24/90)

Mississippi State Coaches In Overtime Games

Babe McCarthy	6-5	Bob Boyd	3-4
<i>Home Overtime Record</i>	2-2	<i>Home Overtime Record</i>	2-1
<i>Road Overtime Record</i>	2-2	<i>Road Overtime Record</i>	1-2
<i>Neutral Site Overtime Record</i>	2-1	<i>Neutral Site Overtime Record</i>	0-1
Joe Dan Gold	5-3	Richard Williams	15-11
<i>Home Overtime Record</i>	3-3	<i>Home Overtime Record</i>	7-3
<i>Road Overtime Record</i>	1-0	<i>Road Overtime Record</i>	5-5
<i>Neutral Site Overtime Record</i>	1-0	<i>Neutral Site Overtime Record</i>	3-3
Kermit Davis	8-6	Rick Stansbury	15-16
<i>Home Overtime Record</i>	5-3	<i>Home Overtime Record</i>	7-6
<i>Road Overtime Record</i>	3-3	<i>Road Overtime Record</i>	6-7
		<i>Neutral Site Overtime Record</i>	2-3
Ron Greene	2-0	Rick Ray	3-1
<i>Home Overtime Record</i>	2-0	<i>Home Overtime Record</i>	3-1
Jim Hatfield	3-3	Ben Howland	0-2
<i>Home Overtime Record</i>	3-2	<i>Home Overtime Record</i>	0-2
<i>Road Overtime Record</i>	0-1		

OVERTIME FOES

TEAM	RECORD	TEAM	RECORD
Alabama	6-7	Southern Mississippi	1-0
Alaska-Fairbanks	1-0	SW Louisiana	1-0
Arkansas	2-1	South Alabama	1-0
Auburn	6-4	South Carolina	3-0
Baylor	1-0	Tennessee	6-2
BYU	0-1	Texas	1-0
California	0-1	Texas A&M	1-1
Drake	1-0	Troy	2-0
Florida	0-3	Tulane	0-1
Florida State	1-0	UAB	0-1
Georgia	3-3	UMass	0-1
Georgia Tech	1-0	Vanderbilt	2-5
Houston	0-1		
Idaho	0-1		
Kentucky	4-5		
Loyola	1-0		
LSU	3-4		
Memphis	1-0		
Missouri-Kansas City	0-1		
Montana	1-0		
Morehead State	1-0		
NE Louisiana	0-1		
Northwestern State	0-1		
Oklahoma	1-0		
Ole Miss	6-4		
Old Dominion	0-1		
San Diego	0-1		
Santa Clara	2-0		

0 NICK WEATHERSPOON



Freshman | Gaurd

6-2 | 195

Canton, Miss.

Velma Jackson HS

Season Highs

Points: 15, Stephen F. Austin (11-22-17)
FGM: 5, twice, last vs. Jacksonville St. (11-26-17)
FGA: 10, Florida A&M (11-18-17)
3FGM: 3, Stephen F. Austin (11-22-17)
3FGA: 6, Stephen F. Austin (11-22-17)
FTM: 4, twice, last vs. Stephen F. Austin (11-22-17)
FTA: 5, Stephen F. Austin (11-22-17)
Rebounds: 5, twice, last vs. Green Bay (11-20-17)
Assists: 5, Florida A&M (11-18-17)
Blocks: 1, twice, last vs. SF Austin (11-22-17)
Steals: 1, twice, last vs. Green Bay (11-20-17)
Minutes: 37, Stephen F. Austin (11-22-17)

Weatherspoon's Notes . . .

-Made his collegiate debut against Alabama State and scored 11 points as a starter.

-Has scored in double-digits all five-games, with season-best 15 coming against Stephen F. Austin.

2017-18 Game-By-Game

Opponent		MIN	FG	Pct.	3FG	Pct.	FT	Pct.	O-D-R	PF	A	TO	B	S	PTS
N10 Alabama State	*	25	3-8	.375	1-1	1.000	4-4	1.000	0-3-3	0	3	0	0	0	11
N18 Florida A&M	*	32	5-10	.500	1-3	.333	1-3	.333	0-5-5	1	5	2	1	1	12
N20 Green Bay	*	28	3-7	.429	1-3	.333	3-4	.750	0-5-5	3	4	3	0	1	10
N22 Stephen F. Austin	*	37	4-9	.444	3-6	.500	4-5	.800	0-0-0	2	3	1	1	0	15
N26 Jacksonville State	*	30	5-9	.556	1-2	.500	1-3	.333	0-1-1	1	1	0	0	0	12
N30 North Dakota State															
D3 Dayton															
D9 North Georgia															
D12 Cincinnati															
D16 UT Martin															
D20 Little Rock															
D23 Southern Miss															
D30 North Florida															
J2 Arkansas															
J6 Ole Miss															
J10 Florida															
J13 Auburn															
J16 Vanderbilt															
J20 Alabama															
J23 Kentucky															
J27 Missouri															
J31 South Carolina															
F3 Georgia															
F6 Alabama															
F10 Missouri															
F14 Vanderbilt															
F17 Ole Miss															
F20 Texas A&M															
F24 South Carolina															
F27 Tennessee															
M3 LSU															

CAREER STATS FOR NICK WEATHERSPOON

Year	GP-GS	Min/Avg	FG-FGA	Pct	3FM-3GA	Pct	FT-FTA	Pct	Rebs	PF-D	Ast	TO	Blk	Stl	Pts/Avg
2017-18	5-5	152/30.4	20-43	.465	7-15	.467	13-19	.684	14/2.8	7-0	16	6	2	2	60/12.0

1 LAMAR PETERS



Sophomore | Guard

6-0 | 185

New Orleans, LA

Landry-Walker HS

Season Highs

Points: 7, Alabama State (11-10-17)
FGM: 6, Green Bay (11-20-17)
FGA: 15, Green Bay (11-20-17)
3FGM: 1, twice, last vs. Green Bay (11-20-17)
3FGA: 7, A twice, last vs. Green Bay (11-20-17)
FTM: 5, Green Bay (11-20-17)
FTA: 6, Green Bay (11-20-17)
Rebounds: 4, Alabama State (11-10-17)
Assists: 7, Alabama State (11-10-17)
Blocks: 2, Alabama State (11-10-17)
Steals: 4, Florida A&M (11-18-17)
Minutes: 29, twice, last vs. Green Bay (11-20-17)

Career Highs

Points: 25, Kentucky (1-17-17)
FGM: 9, 2x, last vs Kentucky (1-17-17)
FGA: 16, Kentucky (1-17-17)
3FGM: 7, Missouri (1-25-17)
3FGA: 11, Missouri (1-25-17)
FTM: 11, TAMU (1-14-17)
FTA: 11, 2x, last vs Auburn (2-7-17)
Rebounds: 7, Kentucky (1-17-17)
Assists: 7, 5x, last vs Alabama St. (11-10-17)
Blocks: 2, 2x, last vs. Alabama St. (11-10-17)
Steals: 5, TAMU 1-14-17)
Minutes: 36, Auburn 2-7-17)

2017-18 Game-By-Game

Opponent	MIN	FG	Pct.	3FG	Pct.	FT	Pct.	O-D-R	PF	A	TO	B	S	PTS
N10 Alabama State	*	29	2-8	.250	0-5	.000	3-4	.750	0-4-4	1	7	4	2	7
N18 Florida A&M	*	23	5-12	.417	1-7	.143	1-1	1.000	0-1-1	3	5	1	0	12
N20 Green Bay	*	29	6-15	.400	1-7	.143	5-6	.833	0-0-0	0	2	3	1	18
N22 Stephen F. Austin	-DNP-													
N26 Jacksonville State	-DNP-													
N30 North Dakota State														
D3 Dayton														
D9 North Georgia														
D12 Cincinnati														
D16 UT Martin														
D20 Little Rock														
D23 Southern Miss														
D30 North Florida														
J2 Arkansas														
J6 Ole Miss														
J10 Florida														
J13 Auburn														
J16 Vanderbilt														
J20 Alabama														
J23 Kentucky														
J27 Missouri														
J31 South Carolina														
F3 Georgia														
F6 Alabama														
F10 Missouri														
F14 Vanderbilt														
F17 Ole Miss														
F20 Texas A&M														
F24 South Carolina														
F27 Tennessee														
M3 LSU														

Peters' Notes . . .

-In season opener, tied career high with 7 assists and 2 blocked shots.

-Season-high 18 points vs. Green Bay.

-Missed Stephen F. Austin and JSU games due to violation of team rules.

CAREER STATS FOR LAMAR PETERS

Year	GP-GS	Min/Avg	FG-FGA	Pct	3FM-3GA	Pct	FT-FTA	Pct	Rebs	PF-D	Ast	TO	Blk	Stl	Pts/Avg
2016-17	30-17	738/24.6	103-266	.387	59-161	.366	56-75	.747	68/2.3	81-2	101	68	5	34	321/10.7
2017-18	3-3	81/27.0	13-35	.371	2-19	.105	9-11	.818	5/1.7	4-0	14	8	3	8	37/12.3
Totals	33-20	819/24.8	116-301	.385	61-180	.339	65-86	.756	73/2.2	85-2	115	76	8	42	358/10.8

2 ELI WRIGHT



Sophomore | Gaurd

6-4 | 190

Owensboro, KY

22 Feet Academy

Season Highs

Points: 12, Alabama State (11-10-17)
FGM: 5, Alabama State (11-10-17)
FGA: 8, Alabama State (11-10-17)
3FGM: 1, Alabama State (11-10-17)
3FGA: 3, Alabama State (11-10-17)
FTM: 1, Alabama State (11-10-17)
FTA: 2, Alabama State (11-10-17)
Rebounds: 6, Alabama State (11-10-17)
Assists: 2, Alabama State (11-10-17)
Blocks: 1, twice, last vs. SF Austin (11-22-17)
Steals:
Minutes: 28, Alabama State (11-10-17)

Career Highs

Points: 12, Alabama State (11-10-17)
FGM: 5, Alabama State (11-10-17)
FGA: 8, Alabama State (11-10-17)
3FGM: 1, 3x, last vs. Alabama St. (11-10-17)
3FGA: 3, Alabama State (11-10-17)
FTM: 3, 5x last vs Oregon State (12-1-16)
FTA: 5, NWST 11-28-16
Rebounds: 7, NWST (11-28-16)
Assists: 3, Boise State (11-18-16)
Blocks: 1, 4x, last vs. Alabama St. (11-10-17)
Steals: 2, Oregon State (12-1-16)
Minutes: 31, NWST (11-28-16)

2017-18 Game-By-Game

Opponent	MIN	FG	Pct.	3FG	Pct.	FT	Pct.	O-D-R	PF	A	TO	B	S	PTS
N10 Alabama State	28	5-8	.625	1-3	.333	1-2	.500	3-3-6	3	2	0	1	0	12
N18 Florida A&M	-DNP-													
N20 Green Bay	17	4-6	.667	0-2	.000	0-0	.000	4-0-4	2	1	1	0	0	8
N22 Stephen F. Austin	17	0-3	.000	0-1	.000	0-0	.000	0-2-2	1	0	2	1	0	0
N26 Jacksonville State	23	0-5	.000	0-2	.000	0-0	.000	2-4-6	0	0	1	0	0	0
N30 North Dakota State														
D3 Dayton														
D9 North Georgia														
D12 Cincinnati														
D16 UT Martin														
D20 Little Rock														
D23 Southern Miss														
D30 North Florida														
J2 Arkansas														
J6 Ole Miss														
J10 Florida														
J13 Auburn														
J16 Vanderbilt														
J20 Alabama														
J23 Kentucky														
J27 Missouri														
J31 South Carolina														
F3 Georgia														
F6 Alabama														
F10 Missouri														
F14 Vanderbilt														
F17 Ole Miss														
F20 Texas A&M														
F24 South Carolina														
F27 Tennessee														
M3 LSU														

Wright's Notes . . .

-Had a career 12 points in season opener vs. Alabama State.

-Missed Florida A&M game for violation of team rules.

CAREER STATS FOR ELI WRIGHT

Year	GP-GS	Min/Avg	FG-FGA	Pct	3FM-3GA	Pct	FT-FTA	Pct	Rebs	PF-D	Ast	TO	Blk	Stl	Pts/Avg
2016-17	30-1	392/13.1	36-68	.529	11-27	.407	22-31	.710	47/1.6	50-1	7	16	3	11	105/3.5
2017-18	4-0	85/21.3	9-22	.409	1-8	.125	1-2	.500	18/4.5	6-0	3	4	2	0	20/5.0
Totals	34-1	477/14.0	45-90	.500	12-35	.343	23-33	.697	65/1.9	56-1	10	20	5	11	125/3.7

3 XAVIAN STAPLETON



Junior | Guard

6-6 | 210

Flora, MS

Louisiana Tech

Season Highs

Points: 7, Jacksonville State (11-26-17)
FGM: 3, Jacksonville State (11-26-17)
FGA: 8, Jacksonville State (11-26-17)
3FGM: 1, Jacksonville State (11-26-17)
3FGA: 2, Jacksonville State (11-26-17)
FTM:
FTA:
Rebounds: 2, Jacksonville State (11-26-17)
Assists: 1, Jacksonville State (11-26-17)
Blocks:
Steals: 2, Alabama State (11-10-17)
Minutes: 15, Jacksonville State (11-26-17)

Career Highs

Points: 14, 2x, last vs LSU (3-4-17)
FGM: 6, 2x, last vs LSU (3-4-17)
FGA: 13, Tennessee (2-4-17)
3FGM: 2, 2x, last vs LSU (3-4-17)
3FGA: 4, Kentucky (1-17-17)
FTM: 6, Arkansas (1-10-17)
FTA: 7, Arkansas (1-10-17)
Rebounds: 11, Tennessee (2-4-17)
Assists: 1, 6x, last vs Jacksonville St. (11-26-17)
Blocks: 2, Ole Miss (2-21-17)
Steals: 4, Tennessee (2-4-17)
Minutes: 28, South Carolina (2-11-17)

2017-18 Game-By-Game

Opponent	MIN	FG	Pct.	3FG	Pct.	FT	Pct.	O-D-R	PF	A	TO	B	S	PTS
N10 Alabama State	*	5	0-0	.000	0-0	.000	0-0	.000	0-1-1	0	0	0	0	2
N18 Florida A&M	-DNP-													
N20 Green Bay	-DNP-													
N22 Stephen F. Austin	-DNP-													
N26 Jacksonville State	15	3-8	.375	1-2	.500	0-0	.000	2-0-2	1	1	1	0	0	7
N30 North Dakota State														
D3 Dayton														
D9 North Georgia														
D12 Cincinnati														
D16 UT Martin														
D20 Little Rock														
D23 Southern Miss														
D30 North Florida														
J2 Arkansas														
J6 Ole Miss														
J10 Florida														
J13 Auburn														
J16 Vanderbilt														
J20 Alabama														
J23 Kentucky														
J27 Missouri														
J31 South Carolina														
F3 Georgia														
F6 Alabama														
F10 Missouri														
F14 Vanderbilt														
F17 Ole Miss														
F20 Texas A&M														
F24 South Carolina														
F27 Tennessee														
M3 LSU														

Stapleton's Notes . . .

-Due to a sprained left knee, was limited to just 5 minutes against Alabama State.

-Missed the last three games due to a knee sprain.

CAREER STATS FOR XAVIAN STAPLETON

Year	GP-GS	Min/Avg	FG-FGA	Pct	3FM-3GA	Pct	FT-FTA	Pct	Rebs	PF-D	Ast	TO	Blk	Stl	Pts/Avg
2016-17	23-5	385/16.7	59-129	.457	18-54	.333	28-44	.636	66/2.9	66-4	7	21	10	22	164/7.1
2017-18	2-1	20/10.0	3-8	.375	1-2	.500	0-0	.000	3/1.5	1-0	1	1	0	2	7/3.5
Totals	25-6	405/16.2	62-137	.453	19-56	.339	28-44	.636	69/2.8	67-4	8	22	10	24	171/6.8

5 MITCHELL STORM



Sophomore | Forward

6-7 | 202

Madison, Miss.

East Mississippi CC

Season Highs

Points:

FGM:

FGA: 2, Alabama State (11-10-17)

3FGM:

3FGA:

FTM:

FTA:

Rebounds: 3, Alabama State (11-10-17)

Assists:

Blocks:

Steals:

Minutes: 4, Alabama State (11-10-17)

Storm's Notes . . .

-Made his MSU debut against Alabama State and had 3 rebounds.

-Also played 3 minutes against Florida A&M.

2017-18 Game-By-Game

Opponent	MIN	FG	Pct.	3FG	Pct.	FT	Pct.	O-D-R	PF	A	TO	B	S	PTS
N10 Alabama State	4	0-2	.000	0-0	.000	0-0	.000	1-2-3	1	0	0	0	0	0
N18 Florida A&M	3	0-0	.000	0-0	.000	0-0	.000	0-1-1	0	0	0	0	0	0
N20 Green Bay	-DNP-													
N22 Stephen F. Austin	-DNP-													
N26 Jacksonville State	-DNP-													
N30 North Dakota State														
D3 Dayton														
D9 North Georgia														
D12 Cincinnati														
D16 UT Martin														
D20 Little Rock														
D23 Southern Miss														
D30 North Florida														
J2 Arkansas														
J6 Ole Miss														
J10 Florida														
J13 Auburn														
J16 Vanderbilt														
J20 Alabama														
J23 Kentucky														
J27 Missouri														
J31 South Carolina														
F3 Georgia														
F6 Alabama														
F10 Missouri														
F14 Vanderbilt														
F17 Ole Miss														
F20 Texas A&M														
F24 South Carolina														
F27 Tennessee														
M3 LSU														

CAREER STATS FOR MITCHELL STORM

Year	GP-GS	Min/Avg	FG-FGA	Pct	3FM-3GA	Pct	FT-FTA	Pct	Rebs	PF-D	Ast	TO	Blk	Stl	Pts/Avg
2017-18	2-0	7/3.5	0-2	.000	0-0	.000	0-0	.000	4-2.0	1-0	0	0	0	0	0/0.0

10 TATE CLAYTON



Freshman | Gaurd

6-2 | 170

Tupelo, Miss.

Tupelo HS

Season Highs

Points:
FGM:
FGA:
3FGM:
3FGA:
FTM:
FTA:
Rebounds:
Assists:
Blocks:
Steals:
Minutes: 2, twice, last vs. Florida A&M (11-18-17)

Clayton's Notes . . .

-Made collegiate debut against Alabama State.

-Also played against Florida A&M.

2017-18 Game-By-Game

Opponent	MIN	FG	Pct.	3FG	Pct.	FT	Pct.	O-D-R	PF	A	TO	B	S	PTS
N10 Alabama State	2	0-0	.000	0-0	.000	0-0	.000	0-0-0	0	0	0	0	0	0
N18 Florida A&M	2	0-0	.000	0-0	.000	0-0	.000	0-0-0	0	0	0	0	0	0
N20 Green Bay	-DNP-													
N22 Stephen F. Austin	-DNP-													
N26 Jacksonville State	-DNP-													
N30 North Dakota State														
D3 Dayton														
D9 North Georgia														
D12 Cincinnati														
D16 UT Martin														
D20 Little Rock														
D23 Southern Miss														
D30 North Florida														
J2 Arkansas														
J6 Ole Miss														
J10 Florida														
J13 Auburn														
J16 Vanderbilt														
J20 Alabama														
J23 Kentucky														
J27 Missouri														
J31 South Carolina														
F3 Georgia														
F6 Alabama														
F10 Missouri														
F14 Vanderbilt														
F17 Ole Miss														
F20 Texas A&M														
F24 South Carolina														
F27 Tennessee														
M3 LSU														

CAREER STATS FOR TATE CLAYTON

Year	GP-GS	Min/Avg	FG-FGA	Pct	3FM-3GA	Pct	FT-FTA	Pct	Rebs	PF-D	Asst	TO	Blk	Stl	Pts/Avg
2017-18	2-0	4/2.0	0-0	.000	0-0	.000	0-0	.000	0-0.0	0-0	0	0	0	0	0/0.0

11 QUINNDARY WEATHERSPOON



Junior | Guard

6-4 | 205

Canton, MS

Velma Jackson HS

Season Highs

Points: 20, Stephen F. Austin (11-22-17)
FGM: 8, Alabama State (11-10-17)
FGA: 11, Jacksonville State (11-26-17)
3FGM: 1, 3x, last vs. Jacksonville State (11-26-17)
3FGA: 5, Green Bay (11-18-17)
FTM: 11, Stephen F. Austin (11-22-17)
FTA: 14, Stephen F. Austin (11-22-17)
Rebounds: 8, Alabama State (11-10-17)
Assists: 6, Stephen F. Austin (11-22-17)
Blocks: 1, twice, last vs. Florida A&M (11-18-17)
Steals: 2, twice, last vs. SF Austin (11-22-17)
Minutes: 35, Jacksonville State (11-26-17)

Career Highs

Points: 29, Missouri (1-25-17)
FGM: 11, Missouri (1-25-17)
FGA: 18, UCF (11-17-16)
3FGM: 6, Arkansas (1-10-17)
3FGA: 8, 3x, last vs (UMKC 12-29-16)
FTM: 11, Stephen F. Austin (11-22-17)
FTA: 14, Stephen F. Austin (11-22-17)
Rebounds: 14, Missouri (1-30-16)
Assists: 6, Stephen F. Austin (11-22-17)
Blocks: 2, 3x, last vs LSU (1-7-17)
Steals: 4, 3x, last vs Georgia State (12-4-16)
Minutes: 41, Alabama (2-2-16)

2017-18 Game-By-Game

Opponent		MIN	FG	Pct.	3FG	Pct.	FT	Pct.	O-D-R	PF	A	TO	B	S	PTS
N10 Alabama State	*	22	8-9	.889	0-1	.000	1-3	.333	0-8-8	3	1	3	1	2	17
N18 Florida A&M	*	31	5-9	.556	1-4	.250	1-2	.500	0-6-6	1	4	4	1	1	12
N20 Green Bay	*	28	1-8	.125	0-5	.000	0-0	.000	0-3-3	2	4	2	0	1	2
N22 Stephen F. Austin	*	34	4-8	.500	1-4	.250	11-14	.786	2-5-7	3	6	1	0	2	20
N26 Jacksonville State	*	35	6-11	.545	1-3	.333	0-0	.000	1-4-5	2	4	4	0	0	13
N30 North Dakota State															
D3 Dayton															
D9 North Georgia															
D12 Cincinnati															
D16 UT Martin															
D20 Little Rock															
D23 Southern Miss															
D30 North Florida															
J2 Arkansas															
J6 Ole Miss															
J10 Florida															
J13 Auburn															
J16 Vanderbilt															
J20 Alabama															
J23 Kentucky															
J27 Missouri															
J31 South Carolina															
F3 Georgia															
F6 Alabama															
F10 Missouri															
F14 Vanderbilt															
F17 Ole Miss															
F20 Texas A&M															
F24 South Carolina															
F27 Tennessee															
M3 LSU															

Weatherspoon's Notes . . .

-Named first-team All-SEC by the league coaches on Friday after being named second-team by the media back in October.

-Is MSU's leading, returning scorer.

-Had 17 points against Alabama State in season opener.

-Surpassed 100-career assists vs. Florida A&M and had career-high 6 vs. Stephen F. Austin.

-Had 20 points vs. Stephen F. Austin.

-Had game-winning 3-pointer with .7 seconds left vs. Jacksonville State.

-Now 87 points shy of 1,000.

CAREER STATS FOR QUINNDARY WEATHERSPOON

Year	GP-GS	Min/Avg	FG-FGA	Pct	3FM-3GA	Pct	FT-FTA	Pct	Rebs	PF-D	Asst	TO	Blk	Stl	Pts/Avg
2015-16	31-17	836/27.0	133-297	.448	43-109	.394	62-77	.805	146-4.7	75-1	43	45	16	42	371/12.0
2016-17	29-29	926/31.9	173-369	.469	47-126	.373	85-111	.766	148-5.1	68-1	53	64	8	50	478/16.5
2017-18	5-5	150/30.0	24-45	.533	3-17	.176	13-19	.684	29-5.8	11-0	19	14	2	6	64/12.8
Totals	65-51	1912/29.4	330-711	.464	93-252	.369	160-207	.773	323-5.0	154-2	115	123	26	98	913/14.0

12 DREW DAVIS



Senior | Guard

5-10 | 165

Atlanta, GA

Fort Walton Beach HS

Season Highs

Points: 1, Alabama State (11-10-17)
FGM:
FGA: 2, Florida A&M (11-18-17)
3FGM:
3FGA: 1, twice, last vs. Florida A&M (11-18-17)
FTM: 1, Alabama State (11-10-17)
FTA: 2, Alabama State (11-10-17)
Rebounds:
Assists: 1, Alabama State (11-10-17)
Blocks:
Steals:
Minutes: 3, Florida A&M (11-18-17)

Career Highs

Points: 6, Southern Miss (12-19-16)
FGM: 2, Southern Miss (12-19-16)
FGA: 1, Oregon State (12-1-16)
3FGM: 2, Southern Miss (12-19-16)
3FGA: 2, Southern Miss (12-19-16)
FTM: 1, Alabama State (11-10-17)
FTA: 2, Alabama State (11-10-17)
Rebounds: 1, Missouri (1-25-17)
Assists: 1, 3x, last vs. Alabama St. (11-10-17)
Blocks:
Steals:
Minutes: 5, Southern Miss (12-19-16)

2017-18 Game-By-Game

Opponent	MIN	FG	Pct.	3FG	Pct.	FT	Pct.	O-D-R	PF	A	TO	B	S	PTS
N10 Alabama State	2	0-1	.000	0-1	.000	1-2	.500	0-0-0	0	1	0	0	0	1
N18 Florida A&M	3	0-2	.000	0-1	.000	0-0	.000	0-0-0	1	0	0	0	0	0
N20 Green Bay	-DNP-													
N22 Stephen F. Austin	-DNP-													
N26 Jacksonville State	-DNP-													
N30 North Dakota State														
D3 Dayton														
D9 North Georgia														
D12 Cincinnati														
D16 UT Martin														
D20 Little Rock														
D23 Southern Miss														
D30 North Florida														
J2 Arkansas														
J6 Ole Miss														
J10 Florida														
J13 Auburn														
J16 Vanderbilt														
J20 Alabama														
J23 Kentucky														
J27 Missouri														
J31 South Carolina														
F3 Georgia														
F6 Alabama														
F10 Missouri														
F14 Vanderbilt														
F17 Ole Miss														
F20 Texas A&M														
F24 South Carolina														
F27 Tennessee														
M3 LSU														

Davis' Notes . . .

-Played 2 minutes against Alabama State and made his first-career FT.

-Also saw action vs. Florida A&M.

CAREER STATS FOR DREW DAVIS

Year	GP-GS	Min/Avg	FG-FGA	Pct	3FM-3GA	Pct	FT-FTA	Pct	Rebs	PF-D	Asst	TO	Blk	Stl	Pts/Avg
2016-17	6-0	12/2.0	4-8	.500	3-4	.750	0-0	.000	1-0.2	0-0	2	2	0	1	11/1.8
2017-18	2-0	5/2.5	0-3	.000	0-2	.000	1-2	.500	0-0.0	1-0	1	0	0	0	1/1.0
Totals	8-0	17/2.1	4-11	.364	3-6	.500	1-2	.500	1-0.1	1-0	3	2	0	1	12/1.5

13 NICK SINGLETON



Junior | Guard

6-5 | 195

Decatur, GA

Kennesaw State

Season Highs

Points: 4, Florida A&M (11-18-17)
FGM: 2, Florida A&M (11-18-17)
FGA: 3, Florida A&M (11-18-17)
3FGM: 1, Alabama State (11-10-17)
3FGA: 2, Alabama State (11-10-17)
FTM:
FTA:
Rebounds: 1, Alabama State (11-10-17)
Assists: 1, Florida A&M (11-18-17)
Blocks:
Steals:
Minutes: 5, twice, last vs. Florida A&M (11-18-17)

Career Highs

Points: 5, NWST (11-28-16)
FGM: 2, twice, last vs. Florida A&M (11-18-17)
FGA: 4, NWST (11-28-16)
3FGM: 1, 3x, last vs. Florida A&M (11-18-17)
3FGA: 2, twice, last vs. Ala. St. (11-10-17)
FTM:
FTA:
Rebounds: 2, UCF (11-17-16)
Assists: 1, 3x, last vs. Florida A&M (11-18-17)
Blocks:
Steals: 1, NWST (11-28-16)
Minutes: 13, NWST (11-28-16)

2017-18 Game-By-Game

Opponent	MIN	FG	Pct.	3FG	Pct.	FT	Pct.	O-D-R	PF	A	TO	B	S	PTS
N10 Alabama State	5	1-2	.500	1-2	.500	0-0	.000	0-1-1	0	0	0	0	0	3
N18 Florida A&M	5	2-3	.667	0-1	.000	0-0	.000	0-0-0	0	1	0	0	0	4
N20 Green Bay	-DNP-													
N22 Stephen F. Austin	-DNP-													
N26 Jacksonville State	-DNP-													
N30 North Dakota State														
D3 Dayton														
D9 North Georgia														
D12 Cincinnati														
D16 UT Martin														
D20 Little Rock														
D23 Southern Miss														
D30 North Florida														
J2 Arkansas														
J6 Ole Miss														
J10 Florida														
J13 Auburn														
J16 Vanderbilt														
J20 Alabama														
J23 Kentucky														
J27 Missouri														
J31 South Carolina														
F3 Georgia														
F6 Alabama														
F10 Missouri														
F14 Vanderbilt														
F17 Ole Miss														
F20 Texas A&M														
F24 South Carolina														
F27 Tennessee														
M3 LSU														

Singleton's Notes . . .

-Made a 3-pointer in season opener vs. Alabama State.

-Also saw action against Florida A&M.

CAREER STATS FOR NICK SINGLETON

Year	GP-GS	Min/Avg	FG-FGA	Pct	3FM-3GA	Pct	FT-FTA	Pct	Rebs	PF-D	Ast	TO	Blk	Stl	Pts/Avg
2016-17	7-0	27/3.8	2-7	.286	1-4	.250	0-0	.000	4-0.6	3-0	2	1	1	1	5/0.7
2017-18	2-0	10/5.0	3-5	.600	1-3	.333	0-0	.000	1-0.5	0-0	1	0	0	0	7/3.5
Totals	9-0	37/4.1	5-12	.417	2-7	.286	0-0	.000	5-0.6	3-0	3	1	1	1	12/1.3

15 T.J. GRAY



Sophomore | Gaurd

6-0 | 170

Columbus, Miss.

Columbus HS

Season Highs

Points: 3, Florida A&M (11-18-17)
FGM: 1, Florida A&M (11-18-17)
FGA: 1, Florida A&M (11-18-17)
3FGM: 1, Florida A&M (11-18-17)
3FGA: 1, Florida A&M (11-18-17)
FTM:
FTA:
Rebounds:
Assists:
Blocks:
Steals:
Minutes: 3, Florida A&M (11-18-17)

Gray's Notes . . .

-Made his collegiate debut against Alabama State.

-Scored first collegiate points on a 3 against Florida A&M.

2017-18 Game-By-Game

Opponent	MIN	FG	Pct.	3FG	Pct.	FT	Pct.	O-D-R	PF	A	TO	B	S	PTS
N10 Alabama State	2	0-0	.000	0-0	.000	0-0	.000	0-0-0	1	0	0	0	0	0
N18 Florida A&M	3	1-1	1.000	1-1	1.000	0-0	.000	0-0-0	1	0	1	0	0	3
N20 Green Bay	-DNP-													
N22 Stephen F. Austin	-DNP-													
N26 Jacksonville State	-DNP-													
N30 North Dakota State														
D3 Dayton														
D9 North Georgia														
D12 Cincinnati														
D16 UT Martin														
D20 Little Rock														
D23 Southern Miss														
D30 North Florida														
J2 Arkansas														
J6 Ole Miss														
J10 Florida														
J13 Auburn														
J16 Vanderbilt														
J20 Alabama														
J23 Kentucky														
J27 Missouri														
J31 South Carolina														
F3 Georgia														
F6 Alabama														
F10 Missouri														
F14 Vanderbilt														
F17 Ole Miss														
F20 Texas A&M														
F24 South Carolina														
F27 Tennessee														
M3 LSU														

CAREER STATS FOR T.J. GRAY

Year	GP-GS	Min/Avg	FG-FGA	Pct	3FM-3GA	Pct	FT-FTA	Pct	Rebs	PF-D	Ast	TO	Blk	Stl	Pts/Avg
2017-18	2-0	5/2.5	1-1	1.000	1-1	1.000	0-0	.000	0-0.0	2-0	0	1	0	0	3/1.5

22 KESHAWN FEAZELL



Freshman | Forward

6-8 | 230

New Hebron, MS

Lawrence County HS

Season Highs

Points: 2, twice, last vs. Green Bay (11-20-17)
FGM: 1, twice, last vs. Green Bay (11-20-17)
FGA: 3, Green Bay (11-20-17)
3FGM:
3FGA: twice, last vs. Jacksonville State (11-26-17)
FTM:
FTA:
Rebounds: 5, Florida A&M (11-18-20)
Assists: 1, Jacksonville State (11-26-17)
Blocks:
Steals:
Minutes: 7, twice, last vs. Green Bay (11-20-17)

Feazell's Notes . . .

-Missed the season opener due to a foot injury.

-Made collegiate debut against Florida A&M and had two points.

2017-18 Game-By-Game

Opponent	MIN	FG	Pct.	3FG	Pct.	FT	Pct.	O-D-R	PF	A	TO	B	S	PTS
N10 Alabama State	-DNP-													
N18 Florida A&M	7	1-2	.500	0-1	.500	0-0	.000	1-4-5	1	0	1	0	0	2
N20 Green Bay	7	1-3	.333	0-0	.000	0-0	.000	0-1-1	1	0	1	0	0	2
N22 Stephen F. Austin	-DNP-													
N26 Jacksonville State	5	0-1	.000	0-1	.000	0-0	.000	0-0-0	0	1	0	0	0	0
N30 North Dakota State														
D3 Dayton														
D9 North Georgia														
D12 Cincinnati														
D16 UT Martin														
D20 Little Rock														
D23 Southern Miss														
D30 North Florida														
J2 Arkansas														
J6 Ole Miss														
J10 Florida														
J13 Auburn														
J16 Vanderbilt														
J20 Alabama														
J23 Kentucky														
J27 Missouri														
J31 South Carolina														
F3 Georgia														
F6 Alabama														
F10 Missouri														
F14 Vanderbilt														
F17 Ole Miss														
F20 Texas A&M														
F24 South Carolina														
F27 Tennessee														
M3 LSU														

CAREER STATS FOR KESHAWN FEAZELL

Year	GP-GS	Min/Avg	FG-FGA	Pct	3FM-3GA	Pct	FT-FTA	Pct	Rebs	PF-D	Ast	TO	Blk	Stl	Pts/Avg
2017-18	3-0	19/6.3	2-6	.333	0-2	.000	0-0	.000	6-2.0	2	1	2	0	0	4/1.3

23 TYSON CARTER



Sophomore | Guard

6-4 | 165

Starkville, MS

Starkville HS

Season Highs

Points: 125, Stephen F. Austin (11-22-17)
FGM: 4, Florida A&M (11-18-17)
FGA: 9, Stephen F. Austin (11-22-17)
3FGM: 14, Stephen F. Austin (11-22-17)
3FGA: 6, Stephen F. Austin (11-22-17)
FTM: 6, Stephen F. Austin (11-22-17)
FTA: 7, Stephen F. Austin (11-22-17)
Rbs: 6, Stephen F. Austin (11-22-17)
Assists: 3, Stephen F. Austin (11-22-17)
Blocks:
Steals: 1, 4x, last vs. Jacksonville St. (11-26-17)
Minutes: 32, Stephen F. Austin (11-22-17)

Career Highs

Points: 25, Stephen F. Austin (11-22-17)
FGM: 9, Stephen F. Austin (11-22-17)
FGA: 15, 2x, last vs NWST (11-28-16)
3FGM: 5, 2x, last vs South Carolina (2-11-17)
3FGA: 10, 2x, last vs LSU (3-8-17)
FTM: 6, twice, last vs. SF Austin (11-22-17)
FTA: 7, Stephen F. Austin (11-22-17)
Rbs: 6, twice, last vs. SF Austin (11-22-17)
Assists: 3, Stephen F. Austin (11-22-17)
Blocks: 1, 3x, last vs South Carolina (2-11-17)
Steals: 2, 3x, last vs Lehigh (11-25-16)
Minutes: 37, NWST (11-28-16)

2017-18 Game-By-Game

Opponent	MIN	FG	Pct.	3FG	Pct.	FT	Pct.	O-D-R	PF	A	TO	B	S	PTS
N10 Alabama State	27	3-6	.500	2-3	.667	3-4	.750	1-0-1	0	2	2	0	1	11
N18 Florida A&M	23	4-10	.400	2-5	.400	0-0	.000	0-0-0	0	2	0	0	1	10
N20 Green Bay	19	2-6	.333	0-4	.000	2-2	1.000	0-0-0	1	0	0	0	0	6
N22 Stephen F. Austin *	32	9-14	.643	1-6	.167	6-7	.857	1-5-6	2	3	5	0	1	25
N26 Jacksonville State *	29	1-7	.143	1-7	.143	0-0	.000	1-5-6	0	2	1	0	1	3
N30 North Dakota State														
D3 Dayton														
D9 North Georgia														
D12 Cincinnati														
D16 UT Martin														
D20 Little Rock														
D23 Southern Miss														
D30 North Florida														
J2 Arkansas														
J6 Ole Miss														
J10 Florida														
J13 Auburn														
J16 Vanderbilt														
J20 Alabama														
J23 Kentucky														
J27 Missouri														
J31 South Carolina														
F3 Georgia														
F6 Alabama														
F10 Missouri														
F14 Vanderbilt														
F17 Ole Miss														
F20 Texas A&M														
F24 South Carolina														
F27 Tennessee														
M3 LSU														

Carter's Notes . . .

-Came off the bench and scored 11 points against Alabama State.

-Also scored in double-digits against Florida A&M (10).

-Career-highs in points (25), rebounds (6) and assists (3) vs. Stephen F. Austin.

CAREER STATS FOR TYSON CARTER

Year	GP-GS	Min/Avg	FG-FGA	Pct	3FM-3GA	Pct	FT-FTA	Pct	Rebs	PF-D	Ast	TO	Blk	Stl	Pts/Avg
2016-17	32-12	646/20.2	84-211	.398	44-122	.361	27-33	.818	55-1.7	45-0	22	14	4	23	239/7.5
2017-18	5-2	130/26.0	19-43	.442	6-25	.240	11-13	.846	13-2.6	3-0	9	8	0	4	55/11.0
Totals	37-14	776/21.0	103-254	.406	50-147	.340	38-46	.826	68-1.8	48-0	31	22	4	27	294/7.9

24 ABDUL ADO



Freshman | Forward

6-11 | 250

Lagos, Nigeria

Hamilton Heights HS

Season Highs

Points: 12, twice, last vs. Green Bay (11-20-17)
FGM: 6, Florida A&M (11-18-17)
FGA: 8, Green Bay (11-20-17)
3FGM:
3FGA:
FTM: 4, Green Bay (11-20-17)
FTA: 5, Green Bay (11-20-17)
Rebounds: 11, Green Bay (11-20-17)
Assists: 5, Stephen F. Austin (11-22-17)
Blocks: 3, Florida A&M (11-18-17)
Steals: 1, 4x, last vs. Jacksonville State (11-26-17)
Minutes: 33, Jacksonville State (11-26-17)

Ado's Notes . . .

-Missed the season opener due to a quad injury.

-Made collegiate debut against Florida A&M and responded with 12 points.

-Earned first double-double against Green Bay with 12 points, 11 boards.

-Career-high 5 blocks vs. Stephen F. Austin.

2017-18 Game-By-Game

Opponent	MIN	FG	Pct.	3FG	Pct.	FT	Pct.	O-D-R	PF	A	TO	B	S	PTS
N10 Alabama State	-DNP-													
N18 Florida A&M	*	23	6-7	.857	0-0	.000	0-0	.000	3-4-7	1	0	3	3	12
N20 Green Bay	*	24	4-8	.500	0-0	.000	4-5	.800	6-5-11	4	1	2	2	12
N22 Stephen F. Austin	*	28	2-2	1.000	0-0	.000	0-2	.000	0-4-4	0	0	6	5	4
N26 Jacksonville State	*	33	4-6	.667	0-0	.000	1-4	.250	3-5-8	3	0	4	3	9
N30 North Dakota State														
D3 Dayton														
D9 North Georgia														
D12 Cincinnati														
D16 UT Martin														
D20 Little Rock														
D23 Southern Miss														
D30 North Florida														
J2 Arkansas														
J6 Ole Miss														
J10 Florida														
J13 Auburn														
J16 Vanderbilt														
J20 Alabama														
J23 Kentucky														
J27 Missouri														
J31 South Carolina														
F3 Georgia														
F6 Alabama														
F10 Missouri														
F14 Vanderbilt														
F17 Ole Miss														
F20 Texas A&M														
F24 South Carolina														
F27 Tennessee														
M3 LSU														

CAREER STATS FOR ABDUL ADO

Year	GP-GS	Min/Avg	FG-FGA	Pct	3FM-3GA	Pct	FT-FTA	Pct	Rebs	PF-D	Asst	TO	Blk	Stl	Pts/Avg
2017-18	4-4	108/27.0	16-23	.696	0-0	.000	5-11	.455	30/7.5	8-0	1	15	13	4	37/9.3

34 SCHNIDER HERARD



Sophomore | Center

6-10 | 260

Port-au-Prince, Haiti

Prestonwood Christian HS

Season Highs

Points: 5, Alabama State (11-10-17)
FGM: 2, Alabama State (11-10-17)
FGA: 5, Alabama State (11-10-17)
3FGM:
3FGA:
FTM: 1, Alabama State (11-10-17)
FTA: 2, Alabama State (11-10-17)
Rebounds: 3, Green Bay (11-20-17)
Assists:
Blocks: 6, Florida A&M (11-18-20)
Steals:
Minutes: 14, Florida A&M (11-18-20)

Career Highs

Points: 16, TAMU (1-14-17)
FGM: 5, 2x, last vs Alabama (1-28-17)
FGA: 7, TAMU (1-14-17)
3FGM:
3FGA:
FTM: 8, Tennessee (2-4-17)
FTA: 14, Tennessee (2-4-17)
Rebounds: 15, Tennessee (2-4-17)
Assists: 2, UTEP (11-20-16)
Blocks: 6, Florida A&M (11-18-20)
Steals: 1, 2x, last vs Auburn (2-7-17)
Minutes: 32, Tennessee (2-4-17)

2017-18 Game-By-Game

Opponent	MIN	FG	Pct.	3FG	Pct.	FT	Pct.	O-D-R	PF	A	TO	B	S	PTS
N10 Alabama State	13	2-5	.400	0-0	.000	1-2	.500	2-0-2	4	0	3	0	0	5
N18 Florida A&M	14	0-1	.000	0-0	.000	0-0	.000	0-1-1	0	0	3	6	0	0
N20 Green Bay	6	1-1	1.000	0-0	.000	0-1	.000	0-3-3	2	0	0	0	0	0
N22 Stephen F. Austin	6	0-0	.000	0-0	.000	0-0	.000	0-2-2	0	0	0	0	0	0
N26 Jacksonville State	4	1-2	.500	0-0	.000	0-0	.000	1-0-1	2	0	0	0	0	2
N30 North Dakota State														
D3 Dayton														
D9 North Georgia														
D12 Cincinnati														
D16 UT Martin														
D20 Little Rock														
D23 Southern Miss														
D30 North Florida														
J2 Arkansas														
J6 Ole Miss														
J10 Florida														
J13 Auburn														
J16 Vanderbilt														
J20 Alabama														
J23 Kentucky														
J27 Missouri														
J31 South Carolina														
F3 Georgia														
F6 Alabama														
F10 Missouri														
F14 Vanderbilt														
F17 Ole Miss														
F20 Texas A&M														
F24 South Carolina														
F27 Tennessee														
M3 LSU														

Herard's Notes . . .

-Came off the bench and had 5 points against Alabama State in season opener.

-Career-high 6 blocks shots against Florida A&M.

CAREER STATS FOR SCHNIDER HERARD

Year	GP-GS	Min/Avg	FG-FGA	Pct	3FM-3GA	Pct	FT-FTA	Pct	Rebs	PF-D	Ast	TO	Blk	Stl	Pts/Avg
2016-17	32-19	595/18.6	56-102	.549	0-0	.000	51-103	.495	159-5.0	68-1	7	48	8	3	163/5.1
2017-18	5-0	43/8.6	4-9	.444	0-0	.000	1-3	.333	9-1.8	8-0	0	6	6	0	9/1.8
Totals	37-19	638/17.2	60-111	.541	0-0	.000	52-106	.491	168-4.5	76-1	7	54	14	3	172/4.6

35 ARIC HOLMAN



Junior | Forward

6-10 | 225

Owensboro, KY

Owensboro HS

Season Highs

Points: 18, Alabama State (11-10-17)
FGM: 6, Alabama State (11-10-17)
FGA: 11, Alabama State (11-10-17)
3FGM: 2, Alabama State (11-10-17)
3FGA: 4, Alabama State (11-10-17)
FTM: 4, Alabama State (11-10-17)
FTA: 5, Alabama State (11-10-17)
Rebounds: 11, Alabama State (11-10-17)
Assists: 3, Stephen F. Austin (11-22-17)
Blocks: 3, Stephen F. Austin (11-22-17)
Steals: 1, twice, last vs. Florida A&M (11-18-17)
Minutes: 24, Stephen F. Austin (11-22-17))

Career Highs

Points: 18, twice, last vs. Ala. St. (11-10-17)
FGM: 8, UTEP (11-20-16)
FGA: 13, Boise State (11-18-16)
3FGM: 1, twice, last vs. Norfolk St. (11-17-16)
3FGA: 4, Boise State (11-18-16)
FTM: 7, LSU (1-7-17)
FTA: 9, LSU (1-7-17)
Rebounds: 11, 3x, last vs. Alabama State (11-10-17)
Assists: 4, Arkansas (2-9-16)
Blocks: 5, twice, last vs. NWST (11-28-16)
Steals: 2, 3x, last vs. Oregon State (12-1-16)
Minutes: 33, TAMU (1-14-17)

2017-18 Game-By-Game

Opponent	MIN	FG	Pct.	3FG	Pct.	FT	Pct.	O-D-R	PF	A	TO	B	S	PTS
N10 Alabama State	21	6-11	.545	2-4	.500	4-5	.800	3-8-11	1	0	1	0	1	18
N18 Florida A&M	*	18	2-2	1.000	1-1	1.000	0-0	.000	2-4-6	1	0	2	2	5
N20 Green Bay	*	23	5-7	.714	1-2	.500	2-3	.667	1-4-5	3	1	1	0	13
N22 Stephen F. Austin	*	24	3-3	1.000	1-1	1.000	3-3	1.000	1-6-7	3	2	3	3	10
N26 Jacksonville State	*	23	4-6	.667	0-1	.000	3-6	.500	2-4-6	2	0	1	2	11
N30 North Dakota State														
D3 Dayton														
D9 North Georgia														
D12 Cincinnati														
D16 UT Martin														
D20 Little Rock														
D23 Southern Miss														
D30 North Florida														
J2 Arkansas														
J6 Ole Miss														
J10 Florida														
J13 Auburn														
J16 Vanderbilt														
J20 Alabama														
J23 Kentucky														
J27 Missouri														
J31 South Carolina														
F3 Georgia														
F6 Alabama														
F10 Missouri														
F14 Vanderbilt														
F17 Ole Miss														
F20 Texas A&M														
F24 South Carolina														
F27 Tennessee														
M3 LSU														

Holman's Notes . . .

-In season opener against Alabama, tied career highs with 18 points and 11 rebounds.

-Now has three double-doubles for his career.

-Scored in double-digits three times.

-Season-high 3 blocks vs. Stephen F. Austin and is now 4 show from cracking the Top 10 at MSU.

CAREER STATS FOR ARIC HOLMAN

Year	GP-GS	Min/Avg	FG-FGA	Pct	3FM-3GA	Pct	FT-FTA	Pct	Rebs	PF-D	Ast	TO	Blk	Stl	Pts/Avg
2015-16	21-3	194/9.2	18-44	.409	2-13	.154	1-6	.167	39-1.9	37-2	8	16	14	2	39/1.9
2016-17	32-26	747/23.3	104-210	.495	12-49	.245	49-75	.653	193-6.0	79-4	20	54	64	21	269/8.4
2017-18	5-4	109/21.8	20-29	.690	5-9	.556	12-17	.706	35-7.0	10-0	3	8	7	2	57/11.4
Totals	58-33	1050/18.1	142-283	.502	19-71	.268	62-98	.633	267-4.6	126-6	31	78	85	25	365/6.3

45 E.J. DATCHER



Sophomore | Center

6-10 | 240

Hapersville, AL

Vincent HS

Season Highs

Points: 11, Alabama State (11-10-17)
 FGM: 2, 3x, last vs. Stephen F. Austin (11-22-17)
 FGA: 4, twice, last vs. SFAustin (11-22-17)
 3FGM:
 3FGA:
 FTM: 9, Alabama State (11-10-17)
 FTA: 9, Alabama State (11-10-17)
 Rebounds: 6, Green Bay (11-20-20)
 Assists: 2, Florida A&M (11-18-20)
 Blocks: 3, Green Bay (11-20-17)
 Steals:
 Minutes: 19, Green Bay (11-20-17)

Career Highs

Points: 11, Alabama State (11-10-17)
 FGM: 2, 4x, last vs. SF Austin (11-22-17)
 FGA: 4, 3x, last vs. SF Austin (11-22-17)
 3FGM:
 3FGA:
 FTM: 9, Alabama State (11-10-17)
 FTA: 9, Alabama State (11-10-17)
 Rebounds: 7, Norfolk State, (11-11-16)
 Assists: 2, Florida A&M (11-18-20)
 Blocks: 3, 3x, last vs Green Bay (11-20-17)
 Steals: 2, Kentucky (1-17-17)
 Minutes: 19, Green Bay (11-20-17)

2017-18 Game-By-Game

Opponent	MIN	FG	Pct.	3FG	Pct.	FT	Pct.	O-D-R	PF	A	TO	B	S	PTS
N10 Alabama State *	15	1-4	.250	0-0	.000	9-9	1.000	1-3-4	5	0	1	0	0	11
N18 Florida A&M	13	2-3	.667	0-0	.000	3-3	1.000	0-3-3	1	2	0	0	0	7
N20 Green Bay	19	2-2	1.000	0-0	.000	0-0	.000	0-6-6	1	0	1	3	0	4
N22 Stephen F. Austin	22	2-4	.500	0-0	.000	2-4	.500	2-1-3	4	0	0	0	0	6
N26 Jacksonville State	3	1-1	1.000	0-0	.000	0-0	.000	0-0-0	0	0	0	0	0	2
N30 North Dakota State														
D3 Dayton														
D9 North Georgia														
D12 Cincinnati														
D16 UT Martin														
D20 Little Rock														
D23 Southern Miss														
D30 North Florida														
J2 Arkansas														
J6 Ole Miss														
J10 Florida														
J13 Auburn														
J16 Vanderbilt														
J20 Alabama														
J23 Kentucky														
J27 Missouri														
J31 South Carolina														
F3 Georgia														
F6 Alabama														
F10 Missouri														
F14 Vanderbilt														
F17 Ole Miss														
F20 Texas A&M														
F24 South Carolina														
F27 Tennessee														
M3 LSU														

Datcher's Notes . . .

-Earned his first-career start against Alabama State and responded with a career-high 11 points.

-Career-high 3 blocks against Green Bay.

-String of 14-straight made FTs ended against Stephen F. Austin.

CAREER STATS FOR E.J. DATCHER

Year	GP-GS	Min/Avg	FG-FGA	Pct	3FM-3GA	Pct	FT-FTA	Pct	Rebs	PF-D	Ast	TO	Blk	Stl	Pts/Avg
2016-17	31-0	228/7.4	13-32	.406	0-0	.000	5-9	.556	47-1.5	59-1	1	9	18	6	31/1.0
2017-18	5-1	72/14.4	8-14	.571	0-0	.000	14-16	.875	16-3.2	11-1	2	2	3	0	30/6.0
Totals	36-1	300/8.3	21-46	.457	0-0	.000	19-25	.760	63-1.8	70-2	3	11	21	6	61/1.7

Exhibition — Oct. 22, 2017

Nebraska 78
Mississippi State 63

Humphrey Coliseum • Starkville, MS

Nebraska	FG	3FG	FT	RB	PF	PT	A	Min
Copeland	f 2-10	0-6	0-0	7	3	4	0	26
Tshimanga	c 5-8	0-0	1-1	6	3	11	1	16
Watson	g 4-10	2-6	1-2	2	2	11	5	32
Taylor	g 3-5	1-2	2-3	3	3	9	3	28
Palmer	g 5-6	2-3	5-6	1	1	17	0	23
Okeke	2-2	0-0	0-0	3	4	4	0	11
McVeigh	2-6	2-5	2-2	3	1	8	2	20
Allen	0-1	0-0	0-0	0	0	0	0	5
Gill	2-5	1-2	1-1	0	1	6	3	14
Borchardt	2-3	0-0	0-0	2	1	4	0	9
TOTALS	28-62	8-27	12-15	37	22	76	16	200

Mississippi State	FG	3FG	FT	RB	PF	PT	A	Min
Holman	f 2-5	0-1	1-1	1	0	5	0	17
Herard	c 2-3	0-0	0-2	5	1	4	0	16
Peters	g 2-10	0-3	4-8	3	3	8	4	22
Stapleton	g 2-8	0-2	3-4	5	1	7	2	24
Q. W'spoon	g 4-13	0-3	1-2	5	2	9	1	25
N. W'spoon	0-2	0-0	2-3	4	4	2	2	19
Wright	4-5	0-1	2-2	4	1	10	2	25
Feazell	5-5	0-0	0-0	2	1	10	0	15
Carter	1-5	1-3	2-2	0	1	5	3	18
Datcher	6-8	0-0	0-0	6	4	12	0	19
TOTALS	28-64	1-13	15-24	38	18	72	14	200

Halftime: UN 48, MSU 32. FG%: 43.8%, UN 45.2%, 3FG%: MSU 7.7%, UN 29.6%, FT%: MSU 62.5%, UN 80.0%. Turnovers: MSU 11 (Feazell 3), UN 16 (Roby 5). Blocked Shots: MSU 8 (Herard 3), UN 5 (Five with 1). Steals: MSU 7 (Q. Weatherspoon 3), UN 3 (Three with 1). Officials: Patrick Evans, Hunter Allen, Erroll Lewis. Attendance: 2,900.

Exhibition — Nov. 2, 2017

Mississippi State 87
West Florida 62

Humphrey Coliseum • Starkville, MS

West Florida	FG	3FG	FT	RB	PF	PT	A	Min
Tidwell	f 2-7	0-1	3-6	6	3	7	1	25
Tucker	f 1-4	0-0	0-0	6	5	2	0	11
Cox	g 3-7	0-3	0-0	3	3	6	0	29
Deng	g 5-15	0-1	1-3	4	1	11	1	30
Thorpe	g 9-13	2-2	1-4	2	1	21	1	39
Jackson	1-7	1-5	2-4	3	2	5	0	21
Carter Jr.	0-0	0-0	1-2	0	1	1	0	5
Henderson	1-3	0-0	0-0	3	0	2	0	9
Flanagan	1-1	0-0	0-1	1	0	2	0	4
Ventoniemi	2-9	0-0	1-3	2	3	5	0	27
TOTALS	28-62	8-27	12-15	37	22	76	16	200

Mississippi State	FG	3FG	FT	RB	PF	PT	A	Min
Herard	c 0-0	0-0	2-2	4	5	2	0	12
Peters	g 4-10	3-7	0-0	2	2	11	6	24
Stapleton	g 4-5	1-2	1-1	2	3	10	0	20
Q. W'spoon	g 5-10	0-1	5-8	8	0	15	1	26
Carter	g 3-11	1-9	1-2	4	0	8	2	28
Wright	2-6	0-2	2-2	7	1	6	2	24
N. W'spoon	6-8	1-2	1-1	2	0	14	3	18
Storm	0-1	0-0	0-0	1	0	0	0	3
Clayton	0-1	0-1	0-0	1	0	0	0	2
Davis	0-0	0-0	0-0	1	0	0	0	2
T.J. Gray	0-0	0-0	0-0	0	0	0	0	2
Feazell	0-1	0-0	0-0	1	5	0	0	8
Holman	8-9	0-0	0-0	6	3	16	1	17
Datcher	2-4	0-0	1-1	7	5	5	0	16
TOTALS	34-66	6-24	13-17	47	24	87	15	200

Halftime: MSU 44, UWF 31. FG%: 51.5%, UWF 37.9%, 3FG%: MSU 25.0%, UWF 25.0%, FT%: MSU 76.5%, UWF 39.1%. Turnovers: MSU 19 (Datcher 4), UWF 16 (Tidwell, Thorpe 3). Blocked Shots: MSU 7 (Holman 3), UWF 0. Steals: MSU 8 (Q. Weatherspoon 4), UWF 5 (Jackson 2). Officials: Sean Casey, Nate Green, Ken Washington. Attendance: 1,711.

Game 1 — Nov. 10, 2017

Mississippi State
Alabama State

Humphrey Coliseum • Starkville, MS

Alabama State	FG	3FG	FT	RB	PF	PT	A	Min
Jones	f 7-11	0-0	2-2	6	2	16	0	33
Johnson	c 2-4	0-0	3-6	6	3	7	0	20
Davis	g 1-7	1-5	0-0	2	0	3	2	24
Ewuosho	g 3-6	1-2	1-2	5	3	8	2	23
Rogers	g 0-3	0-2	0-0	1	4	0	0	7
Johnson	0-3	0-1	0-0	1	0	0	0	3
Ross	6-11	5-8	0-1	2	2	17	1	24
Gee	1-5	0-2	1-2	1	4	3	0	16
Deneus	3-5	0-0	3-5	7	1	9	1	14
Pichardo	0-1	0-0	0-0	1	1	0	0	5
Wright	0-0	0-1	1-3	4	3	1	0	5
LeFlare	2-8	0-5	0-1	3	2	4	2	20
Rogers	0-2	0-0	0-0	0	1	0	0	6
TOTALS	25-67	7-26	11-22	41	26	68	8	200

Mississippi State	FG	3FG	FT	RB	PF	PT	A	Min
Stapleton	f 0-0	0-0	0-0	1	0	0	0	5
Datcher	c 1-4	0-0	9-9	4	5	11	0	15
N. W'spoon	g 3-8	1-1	4-4	3	0	11	3	25
Peters	g 2-8	0-5	3-4	4	1	7	7	29
Q. W'spoon	g 8-9	0-1	1-3	8	3	17	1	22
Wright	5-8	1-3	1-2	6	3	12	2	28
Storm	0-2	0-0	0-0	3	1	0	0	4
Clayton	0-0	0-0	0-0	0	0	0	0	2
Davis	0-1	0-1	1-2	0	0	1	1	2
Singleton	1-2	1-2	0-0	1	0	3	0	5
Gray	0-0	0-0	0-0	0	1	0	0	2
Carter	3-6	2-3	3-4	1	0	11	2	27
Herar	2-5	0-0	1-2	2	4	5	0	13
Holman	6-11	2-4	4-5	11	1	18	0	21
TOTALS	31-64	7-20	27-35	47	19	96	16	200

Halftime: MSU 58, ASU 31. FG%: 56.3%, ASU 32.3%, 3FG%: MSU 50.0%, ASU 33.3%, FT%: MSU 76.2%, ASU 50.0%. Turnovers: MSU 14 (Peters 4), ASU 17 (Ewuosho 4). Blocked Shots: MSU 4 (Peters 2), ASU 1 (B. Johnson). Steals: MSU 7 (Q. W'spoon, Stapleton 2), ASU 6 (Ewuosho 2). Officials: Terry Moore, Don Daily, Ken Washington. Attendance: 6,811.

Game 2 — Nov. 18, 2017

Mississippi State 79
Florida A&M 48

Humphrey Coliseum • Starkville, MS

Florida A&M	FG	3FG	FT	RB	PF	PT	A	Min
Williams	f 5-20	0-2	4-6	8	3	14	0	35
Martin	c 3-6	0-0	1-2	5	1	7	0	33
Mayes	g 0-1	0-1	0-0	2	1	0	2	21
Myles	g 0-2	0-0	0-0	2	1	0	0	4
Barham	g 5-15	3-9	2-2	5	1	15	0	34
Severado	0-2	0-0	0-0	5	1	0	1	19
Reaves	2-5	1-3	0-0	1	2	5	2	16
Bowman	0-1	0-1	0-0	1	0	0	1	5
Core	2-4	1-1	0-0	3	0	5	0	12
Harrell	1-5	0-0	0-2	4	0	2	0	13
Ravenel	0-3	0-2	0-0	2	1	0	0	8
TOTALS	18-64	5-19	7-12	42	11	48	6	200

Mississippi State	FG	3FG	FT	RB	PF	PT	A	Min
Ado	f 6-7	0-0	0-0	8	1	12	0	23
Holman	f 2-2	1-1	0-0	6	1	5	0	18
N. W'spoon	g 5-10	1-3	1-3	5	1	12	5	32
Peters	g 5-12	1-7	1-1	1	3	12	5	23
Q. W'spoon	g 5-9	1-4	1-2	6	1	12	4	31
Storm	0-0	0-0	0-0	1	0	0	0	3
Clayton	0-0	0-0	0-0	0	0	0	0	2
Davis	0-2	0-1	0-0	0	1	0	0	3
Singleton	2-3	0-1	0-0	0	0	4	1	5
Gray	1-1	1-1	0-0	0	1	3	0	3
Feazell	1-2	0-1	0-0	5	1	2	0	7
Carter	4-10	2-5	0-0	0	0	10	2	23
Herard	0-1	0-0	0-0	1	0	0	0	14
Datcher	2-3	0-0	3-3	3	1	7	2	13
TOTALS	33-62	7-24	6-9	38	11	79	19	200

Halftime: MSU 28, FAMU 17. FG%: 53.2%, FAMU 28.1%, 3FG%: MSU 29.2%, FAMU 26.3%, FT%: MSU 66.7%, FAMU 58.3%. Turnovers: MSU 17 (Q. W'spoon 4), FAMU 24 (Williams 7). Blocked Shots: MSU 13 (Ado 3), FAMU 2 (Martin 2). Steals: MSU 9 (Peters 4), FAMU 4 (Four players with 1). Officials: Anthony Jordan, Jason Baker, Erroll Lewis. Attendance: 6,132.

Game 3 — Nov. 20, 2017

Mississippi State 77
Green Bay 68

Humphrey Coliseum • Starkville, MS

Green Bay	FG	3FG	FT	RB	PF	PT	A	Min
Jespersion	f 2-6	1-4	0-0	5	4	5	2	25
Small	g 3-6	1-2	8-10	7	3	15	1	34
Bell	g 2-6	1-2	0-0	2	0	5	0	12
Hankerson	g 4-6	0-1	2-2	4	3	10	1	25
Crist	g 0-4	0-3	0-0	5	3	0	5	20
Parham	4-9	3-5	4-6	2	1	15	1	22
Pipes	0-4	0-1	0-0	2	1	0	2	15
Bains	0-0	0-0	0-2	1	0	0	0	6
Patterson	3-6	0-0	3-4	3	3	9	0	21
Chevallier	3-7	3-6	0-0	3	1	9	0	20
TOTALS	21-54	9-24	17-24	36	19	68	12	200

Mississippi State	FG	3FG	FT	RB	PF	PT	A	Min
Ado	f 4-8	0-0	4-5	11	4	12	1	24
Holman	f 5-7	1-2	2-3	5	3	13	1	23
N. W'spoon	g 3-7	1-3	3-4	5	3	10	4	28
Peters	g 6-15	1-7	5-6	0	0	18	2	29
Q. W'spoon	g 1-8	0-5	0-0	3	2	2	4	28
Wright	4-6	0-2	0-0	4	2	8	1	17
Feazell	1-3	0-0	0-0	1	1	2	0	7
Carter	2-6	0-4	2-2	0	1	6	0	19
Herard	1-1	0-0	0-1	3	2	2	0	6
Datcher	2-2	0-0	0-0	6	1	4	0	19
TOTALS	29-63	3-23	16-21	39	19	77	13	200

Halftime: MSU 40, GB 32. FG%: MSU 46.0%, GB 38.9%, 3FG%: MSU 13.0%, GB 37.5%, FT%: MSU 76.2%, GB 70.8%. Turnovers: MSU 14 (N. W'spoon, Peters 3), GB 19 (Small 4). Blocked Shots: MSU 6 (Datcher 3), GB 0. Steals: MSU 6 (Peters 3), GB 5 (Five players with 1). Officials: Karl Hess, Jeffery Clark, Rob Rorke. Attendance: 6,359.

Game 4 — Nov. 22, 2017

Mississippi State 80
Stephen F. Austin 75

Humphrey Coliseum • Starkville, MS

Stephen F. Austin								
Player	FG	3FG	FT	RB	PF	PT	A	Min
Gilmore III	f 3-9	0-2	6-6	5	5	12	2	28
Holyfield	f 6-13	3-6	4-4	8	4	19	0	35
Augustin	g 2-5	0-2	0-0	0	4	4	2	26
Harris	g 0-6	0-3	2-2	4	2	2	1	21
Canete	g 5-9	3-6	2-2	4	5	15	0	21
Bogues	8-19	2-6	2-2	2	1	20	0	33
Comeaux	0-3	0-1	0-2	3	3	0	1	17
Niemiinen	1-2	1-1	0-0	1	3	3	1	16
Grujic	0-1	0-0	0-0	0	0	0	0	3
TOTALS	25-67	9-27	16-18	31	27	75	7	200

Game 5 — Nov. 26, 2017

Mississippi State 59
Jacksonville State 56

Humphrey Coliseum • Starkville, MS

Jacksonville State

Player	FG	3FG	FT	RB	PF	PT	A	Min
Cunningham f	1-2	0-0	0-0	5	3	2	1	17
Giga c	6-11	1-3	2-2	10	2	15	3	37
Gregory g	2-6	1-3	0-0	3	3	5	3	26
Drumwright g	4-13	1-6	0-0	3	2	9	1	35
Spears g	2-5	2-2	0-0	2	0	6	0	16
Dunlap	0-0	0-0	0-0	0	0	0	0	7
Edwards	0-3	0-1	2-2	4	1	2	1	20
Burnell	5-13	0-2	0-0	6	1	10	1	24
Hunter	2-4	1-2	2-2	1	1	7	0	17
Martin	0-0	0-0	0-0	0	0	0	0	1
TOTALS	22-57	6-19	6-6	36	13	56	10	200

Mississippi State

Player	FG	3FG	FT	RB	PF	PT	A	Min
Ado f	4-6	0-0	1-4	8	3	9	0	33
Holman f	4-6	0-1	3-6	6	2	11	0	23
N. W'spoon g	5-9	1-2	1-3	1	1	12	1	30
Q. W'spoon g	6-11	1-3	0-0	5	2	13	4	35
Carter g	1-7	1-7	0-0	6	0	3	2	29
Wright	0-5	0-2	0-0	6	0	0	0	23
Stapleton	3-8	1-2	0-0	2	1	7	1	15
Feazell	0-1	0-1	0-0	0	0	0	1	5
Herard	1-2	0-0	0-0	1	2	2	0	4
Datcher	1-1	0-0	0-0	0	0	2	0	3
TOTALS	25-56	4-18	5-13	37	11	59	9	200

Halftime: JSU 29, MSU 25. FG%: MSU 44.6%, JSU 38.6 %. 3FG%: MSU 22.2%, JSU 31.6%. FT%: MSU 38.5%, JSU 100.0%. Turnovers: MSU 12 (Ado, Q. W'spoon 4). JSU 10 (Cunningham 4). Blocked Shots: MSU 5 (Ado 3), JSU 2 (Cunningham, Burnell 1). Steals: MSU 2 (Ado, Carter 1), JSU 3 (Three players with 1). Officials: Orlandis Poole, Kipp Kissinger, John Gaffney. Attendance: 6,034.

Game 6 — Nov. 30, 2017

Mississippi State
North Dakota State

Humphrey Coliseum • Starkville, MS

Game 7 — Dec. 3, 2017

Mississippi State
Dayton

Humphrey Coliseum • Starkville, MS

Game 8 — Dec. 9, 2017

Mississippi State
North Georgia

Humphrey Coliseum • Starkville, MS

Game 9 — Dec. 12, 2017

Mississippi State
Cincinnati

BB&T Arena • Highland Heights, KY

Game 10 — Dec. 16, 2017

Mississippi State
UT Martin

Humphrey Coliseum • Starkville, MS

2017-18 Mississippi State Basketball
Mississippi State Combined Team Statistics (as of Nov 26, 2017)
All games

Overall record: 5-0 Conf: 0-0 Home: 5-0 Away: 0-0 Neutral: 0-0

#	Player	gp-gs	min	avg	Total		3-Point		F-Throw		Rebounds				pf	dq	a	to	blk	stl	pts	avg
					fg-fga	fg%	3fg-fga	3fg%	ft-fa	ft%	off	def	tot	avg								
11	Q Weatherspoon	5-5	150	30.0	24-45	.533	3-17	.176	13-19	.684	3	26	29	5.8	11	0	19	14	2	6	64	12.8
01	Lamar Peters	3-3	81	27.0	13-35	.371	2-19	.105	9-11	.818	0	5	5	1.7	4	0	14	8	3	8	37	12.3
00	Nick Weatherspoon	5-5	152	30.4	20-43	.465	7-15	.467	13-19	.684	0	14	14	2.8	7	0	16	6	2	2	60	12.0
35	Aric Holman	5-4	109	21.8	20-29	.690	5-9	.556	12-17	.706	9	26	35	7.0	10	0	3	8	7	2	57	11.4
23	Tyson Carter	5-2	130	26.0	19-43	.442	6-25	.240	11-13	.846	3	10	13	2.6	3	0	9	8	0	4	55	11.0
24	Abdul Ado	4-4	108	27.0	16-23	.696	0-0	.000	5-11	.455	12	18	30	7.5	8	0	1	15	13	4	37	9.3
45	E.J. Datcher	5-1	72	14.4	8-14	.571	0-0	.000	14-16	.875	3	13	16	3.2	11	1	2	2	3	0	30	6.0
02	Eli Wright	4-0	85	21.3	9-22	.409	1-8	.125	1-2	.500	9	9	18	4.5	6	0	3	4	2	0	20	5.0
13	Nick Singleton	2-0	10	5.0	3-5	.600	1-3	.333	0-0	.000	0	1	1	0.5	0	0	1	0	0	0	7	3.5
03	Xavian Stapleton	2-1	20	10.0	3-8	.375	1-2	.500	0-0	.000	2	1	3	1.5	1	0	1	1	0	2	7	3.5
34	Schnider Herard	5-0	43	8.6	4-9	.444	0-0	.000	1-3	.333	3	6	9	1.8	8	0	0	6	6	0	9	1.8
15	T.J. Gray	2-0	5	2.5	1-1	1.000	1-1	1.000	0-0	.000	0	0	0	0.0	2	0	0	1	0	0	3	1.5
22	KeyShawn Feazell	3-0	19	6.3	2-6	.333	0-2	.000	0-0	.000	1	5	6	2.0	2	0	1	2	0	0	4	1.3
12	Drew Davis	2-0	5	2.5	0-3	.000	0-2	.000	1-2	.500	0	0	0	0.0	1	0	1	0	0	0	1	0.5
05	Mitchell Storm	2-0	7	3.5	0-2	.000	0-0	.000	0-0	.000	1	3	4	2.0	1	0	0	0	0	0	0	0.0
10	Tate Clayton	2-0	4	2.0	0-0	.000	0-0	.000	0-0	.000	0	0	0	0.0	0	0	0	0	0	0	0	0.0
Team											2	10	12					1				
Total.....		5	1000		142-288	.493	27-103	.262	80-113	.708	48	147	195	39.0	75	1	71	76	38	28	391	78.2
Opponents.....		5	1000		111-309	.359	36-115	.313	57-82	.695	66	120	186	37.2	96	-	43	82	7	26	315	63.0

TEAM STATISTICS	MS	OPP	Date	Opponent	Score	Att.
SCORING						
Points per game	391	315	11-10-17	ALABAMA STATE	w 96-68	6811
Scoring margin	78.2	63.0	11-18-17	FLORIDA A&M	w 79-48	6132
	+15.2	-	11-20-17	GREEN BAY	w 77-68	6359
FIELD GOALS-ATT						
Field goal pct	142-288	111-309	11-22-17	STEPHEN F. AUSTIN	w 80-75	7687
3 POINT FG-ATT	.493	.359	11-26-17	JACKSONVILLE STATE	w 59-56	6034
3-point FG pct	27-103	36-115	* - Conference game			
3-pt FG made per game	.262	.313				
	5.4	7.2				
FREE THROWS-ATT						
Free throw pct	80-113	57-82				
F-Throws made per game	.708	.695				
	16.0	11.4				
REBOUNDS						
Rebounds per game	195	186				
Rebounding margin	39.0	37.2				
	+1.8	-				
ASSISTS						
Assists per game	71	43				
	14.2	8.6				
TURNOVERS						
Turnovers per game	76	82				
Turnover margin	15.2	16.4				
	+1.2	-				
Assist/turnover ratio	0.9	0.5				
STEALS						
Steals per game	28	26				
	5.6	5.2				
BLOCKS						
Blocks per game	38	7				
	7.6	1.4				
ATTENDANCE						
Home games-Avg/Game	33023	0				
Neutral site-Avg/Game	5-6605	0-0				
	-	0-0				

Score by Periods	1st	2nd	Totals
Mississippi State	183	208	391
Opponents	149	166	315

2017-18 Mississippi State Basketball
Mississippi State Game-by-Game Highs (as of Nov 26, 2017)
All games

Opponent	Date	Score	Points	Rebounds	Assists	Steals	Blocked shots
ALABAMA STATE	11-10-17	96-68	18-Aric Holman	11-Aric Holman	7-Lamar Peters	2-Xavian Stapleton Q Weatherspoon	2-Lamar Peters
FLORIDA A&M	11-18-17	79-48	12-Abdul Ado Nick Weatherspoon Lamar Peters Q Weatherspoon	7-Abdul Ado	5-Nick Weatherspoon Lamar Peters	4-Lamar Peters	6-Schnider Herard
GREEN BAY	11-20-17	77-68	18-Lamar Peters	11-Abdul Ado	4-Q Weatherspoon Nick Weatherspoon	3-Lamar Peters	3-E.J. Datcher
STEPHEN F. AUSTIN	11-22-17	80-75	25-Tyson Carter	7-Aric Holman Q Weatherspoon	6-Q Weatherspoon	2-Q Weatherspoon	5-Abdul Ado
JACKSONVILLE STATE	11-26-17	59-56	13-Q Weatherspoon	8-Abdul Ado	4-Q Weatherspoon	1-Tyson Carter Abdul Ado	3-Abdul Ado

2017-18 Mississippi State Basketball
Mississippi State Team Game-by-Game Comparison (as of Nov 26, 2017)
All games

Opponent	1st	2nd	Score	Mar	Total FG	FG Pct	3-Pointers	3FG Pct	Free Throws	FT Pct	Rebounds	Assist	T/Over	Block	Steal	Fouls
ALABAMA STATE	58/31	38/37	96-68	+28	31-64/25-67	.484/.373	7-20/7-26	.350/.269	27-35/11-22	.771/.500	47/41 +6	16/8	14/17	4/1	7/6	19/26
FLORIDA A&M	28/17	51/31	79-48	+31	33-62/18-64	.532/.281	7-24/5-19	.292/.263	6-9/7-12	.667/.583	37/42 (5)	19/6	17/24	13/2	9/4	11/11
GREEN BAY	40/32	37/36	77-68	+9	29-63/21-54	.460/.389	3-23/9-24	.130/.375	16-21/17-24	.762/.708	39/36 +3	13/12	14/19	6/0	6/5	19/19
STEPHEN F. AUSTIN	32/40	48/35	80-75	+5	24-43/25-67	.558/.373	6-18/9-27	.333/.333	26-35/16-18	.743/.889	35/31 +4	14/7	19/12	10/2	4/8	15/27
JACKSONVILLE STATE	25/29	34/27	59-56	+3	25-56/22-57	.446/.386	4-18/6-19	.222/.316	5-13/6-6	.385/1000	37/36 +1	9/10	12/10	5/2	2/3	11/13

Note: Game totals are displayed in the format TEAM/OPPONENT for each category

2017-18 Mississippi State Basketball
Mississippi State Category Leaders (as of Nov 26, 2017)
All games

Points	G	Pts	Pts/G
Q Weatherspoon	5	64	12.8
Nick Weatherspoon	5	60	12.0
Aric Holman	5	57	11.4
Tyson Carter	5	55	11.0
Abdul Ado	4	37	9.3
Lamar Peters	3	37	12.3
E.J. Datcher	5	30	6.0
Eli Wright	4	20	5.0
Schnider Herard	5	9	1.8
Xavian Stapleton	2	7	3.5
Nick Singleton	2	7	3.5
KeyShawn Feazell	3	4	1.3

FG Percentage	FG	Att	Pct
T.J. Gray	1	1	1.000
Abdul Ado	16	23	.696
Aric Holman	20	29	.690
Nick Singleton	3	5	.600
E.J. Datcher	8	14	.571
Q Weatherspoon	24	45	.533
Nick Weatherspoon	20	43	.465
Schnider Herard	4	9	.444
Tyson Carter	19	43	.442
Eli Wright	9	22	.409
Xavian Stapleton	3	8	.375
Lamar Peters	13	35	.371

3-Point Percentage	3FG	Att	Pct
T.J. Gray	1	1	1.000
Aric Holman	5	9	.556
Xavian Stapleton	1	2	.500
Nick Weatherspoon	7	15	.467
Nick Singleton	1	3	.333
Tyson Carter	6	25	.240
Q Weatherspoon	3	17	.176
Eli Wright	1	8	.125
Lamar Peters	2	19	.105
Drew Davis	0	2	.000
KeyShawn Feazell	0	2	.000

Free Throw Percent	FG	Att	Pct
E.J. Datcher	14	16	.875
Tyson Carter	11	13	.846
Lamar Peters	9	11	.818
Aric Holman	12	17	.706
Q Weatherspoon	13	19	.684
Nick Weatherspoon	13	19	.684
Eli Wright	1	2	.500
Drew Davis	1	2	.500
Abdul Ado	5	11	.455
Schnider Herard	1	3	.333

Scoring Average	G	Pts	Avg/G
Q Weatherspoon	5	64	12.8
Lamar Peters	3	37	12.3
Nick Weatherspoon	5	60	12.0
Aric Holman	5	57	11.4
Tyson Carter	5	55	11.0
Abdul Ado	4	37	9.3
E.J. Datcher	5	30	6.0
Eli Wright	4	20	5.0
Xavian Stapleton	2	7	3.5
Nick Singleton	2	7	3.5
Schnider Herard	5	9	1.8
T.J. Gray	2	3	1.5

Field Goal Attempts	G	Att	Att/G
Q Weatherspoon	5	45	9.0
Tyson Carter	5	43	8.6
Nick Weatherspoon	5	43	8.6
Lamar Peters	3	35	11.7
Aric Holman	5	29	5.8

Field Goals Made	G	Made	Made/G
Q Weatherspoon	5	24	4.8
Nick Weatherspoon	5	20	4.0
Aric Holman	5	20	4.0
Tyson Carter	5	19	3.8
Abdul Ado	4	16	4.0

3-Point FG Attempts	G	Att	Att/G
Tyson Carter	5	25	5.0
Lamar Peters	3	19	6.3
Q Weatherspoon	5	17	3.4
Nick Weatherspoon	5	15	3.0
Aric Holman	5	9	1.8

3-Point FG Made	G	Made	Made/G
Nick Weatherspoon	5	7	1.4
Tyson Carter	5	6	1.2
Aric Holman	5	5	1.0
Q Weatherspoon	5	3	0.6
Lamar Peters	3	2	0.7

Free Throw Attempts	G	Att	Att/G
Nick Weatherspoon	5	19	3.8
Q Weatherspoon	5	19	3.8
Aric Holman	5	17	3.4
E.J. Datcher	5	16	3.2
Tyson Carter	5	13	2.6

Free Throws Made	G	Made	Made/G
E.J. Datcher	5	14	2.8
Nick Weatherspoon	5	13	2.6
Q Weatherspoon	5	13	2.6
Aric Holman	5	12	2.4
Tyson Carter	5	11	2.2

2017-18 Mississippi State Basketball
Mississippi State Category Leaders (as of Nov 26, 2017)
All games

<u>Rebounds</u>	<u>G</u>	<u>Reb</u>	<u>Reb/G</u>
Aric Holman	5	35	7.0
Abdul Ado	4	30	7.5
Q Weatherspoon	5	29	5.8
Eli Wright	4	18	4.5
E.J. Datcher	5	16	3.2

<u>Rebound Average</u>	<u>G</u>	<u>Reb</u>	<u>Avg/G</u>
Abdul Ado	4	30	7.5
Aric Holman	5	35	7.0
Q Weatherspoon	5	29	5.8
Eli Wright	4	18	4.5
E.J. Datcher	5	16	3.2

<u>Offensive Rebounds</u>	<u>G</u>	<u>No.</u>	<u>Avg/G</u>
Abdul Ado	4	12	3.0
Eli Wright	4	9	2.3
Aric Holman	5	9	1.8
Q Weatherspoon	5	3	0.6
Tyson Carter	5	3	0.6
E.J. Datcher	5	3	0.6
Schnider Herard	5	3	0.6

<u>Defensive Rebounds</u>	<u>G</u>	<u>No.</u>	<u>Avg/G</u>
Aric Holman	5	26	5.2
Q Weatherspoon	5	26	5.2
Abdul Ado	4	18	4.5
Nick Weatherspoon	5	14	2.8
E.J. Datcher	5	13	2.6

<u>Fouls</u>	<u>G</u>	<u>No.</u>	<u>Per/G</u>
E.J. Datcher	5	11	2.2
Q Weatherspoon	5	11	2.2
Aric Holman	5	10	2.0
Abdul Ado	4	8	2.0
Schnider Herard	5	8	1.6

<u>Foulouts</u>	<u>G</u>	<u>No.</u>
E.J. Datcher	5	1

<u>Assists</u>	<u>G</u>	<u>No.</u>	<u>Ast/G</u>
Q Weatherspoon	5	19	3.8
Nick Weatherspoon	5	16	3.2
Lamar Peters	3	14	4.7
Tyson Carter	5	9	1.8
Eli Wright	4	3	0.8
Aric Holman	5	3	0.6












<u>Steals</u>	<u>G</u>	<u>No.</u>	<u>Stl/G</u>
Lamar Peters	3	8	2.7
Q Weatherspoon	5	6	1.2
Abdul Ado	4	4	1.0
Tyson Carter	5	4	0.8
Xavian Stapleton	2	2	1.0
Aric Holman	5	2	0.4
Nick Weatherspoon	5	2	0.4

<u>Blocked Shots</u>	<u>G</u>	<u>No.</u>	<u>Blk/G</u>
Abdul Ado	4	13	3.3
Aric Holman	5	7	1.4
Schnider Herard	5	6	1.2
Lamar Peters	3	3	1.0
E.J. Datcher	5	3	0.6

<u>Minutes</u>	<u>G</u>	<u>No.</u>	<u>Min/G</u>
Nick Weatherspoon	5	152	30.4
Q Weatherspoon	5	150	30.0
Tyson Carter	5	130	26.0
Aric Holman	5	109	21.8
Abdul Ado	4	108	27.0

<u>Turnovers</u>	<u>G</u>	<u>No.</u>	<u>TO/G</u>
Abdul Ado	4	15	3.8
Q Weatherspoon	5	14	2.8
Aric Holman	5	8	1.6
Tyson Carter	5	8	1.6
Lamar Peters	3	8	2.7

2017-18 MISSISSIPPI STATE PLAYER BREAKDOWN

0		Nick Weatherspoon Fr G 6-2 195 Canton, MS	Notes: Made collegiate debut and started against Alabama State and totaled 11 points and 3 assists. 12 points, 5 assists vs. Florida A&M. 15 points, vs. SFA. 12 points vs. Jacksonville State. Has scored in double-digits all five games.
		MIN PTS RBS AST FG% 3FG% FT% 30.4 12.0 2.8 3.2 .465 .467 .684	
1		Lamar Peters So G 6-0 185 New Orleans, LA	Notes: Had 7 points against Alabama State and tied career high with 7 assists and 2 blocks. 12 points, 5 assists vs. Florida A&M. Season-high 18 points vs. Green Bay. Has 14 assists. Suspended for SFA and JSU games.
		MIN PTS RBS AST FG% 3FG% FT% 27.0 12.3 1.7 4.7 .371 .105 .818	
2		Eli Wright So G 6-4 190 Owensboro, KY	Notes: Had a career-high 12 points against Alabama State on 5-8 shooting. Suspended for Florida A&M game. 8 points, 4 rebounds vs. Green Bay. Had 6 rebounds vs. Jacksonville State.
		MIN PTS RBS AST FG% 3FG% FT% 21.3 5.0 4.5 0.8 .409 .125 .500	
3		Xavian Stapleton Jr G 6-6 210 Flora, MS	Notes: Due to a left knee sprain, played just 5 minutes against Alabama State and missed the next three games. 7 points, 2 rebounds vs. Jacksonville State.
		MIN PTS RBS STL FG% 3FG% FT% 10.0 3.5 1.5 1.0 .375 .500 ---	
11		Quinndary Weatherspoon Jr G 6-4 205 Canton, MS	Notes: Totaled 17 points on 8-9 shooting vs. Alabama State. Had just 14 total points (2 vs. Green Bay) in last two games but has 8 assists, 9 (6 vs. FAMU) rebounds and 2 steals. Season-high 20 points vs. SFA and was 11-14 at the foul line. 13 points, including game-winning 3 vs. Jacksonville State.
		MIN PTS RBS AST FG% 3FG% FT% 30.0 12.8 5.8 3.8 .533 .176 .684	
22		KeyShawn Feazell Fr F 6-8 230 New Hebron, MS	Notes: Due to a foot injury, did not play against Alabama State. Made collegiate debut against Florida A&M and had 2 points and 5 rebounds. Had 2 points, 1 rebound vs. Green Bay.
		MIN PTS RBS BLK FG% 3FG% FT% 6.3 1.3 2.0 --- .333 .000 ---	
23		Tyson Carter So G 6-4 165 Starkville, MS	Notes: Totaled 11 points vs. Alabama State. 10 points vs. Florida A&M. 6 vs. Green Bay. Career-high 25 points vs. SFA, along with 6 rebounds and 3 assists. 3 points, 6 rebounds vs. Jacksonville State.
		MIN PTS RBS AST FG% 3FG% FT% 26.0 11.0 2.6 1.8 .442 .240 .846	
24		Abdul Ado Fr F 6-11 250 Lagos, Nigeria	Notes: Due to a quad injury, did not play against Alabama State. Started the last three games. In collegiate debut, had 12 points, 7 rebounds and 3 blocked shots vs. Florida A&M. 12 points, 11 rebounds vs. Green Bay for first double-double. 4 points, 4 rebounds vs. SFA. 9 points, 8 rebounds vs. Jacksonville State.
		MIN PTS RBS BLK FG% 3FG% FT% 27.0 9.3 7.5 3.3 .696 --- .455	
34		Schnider Herard So C 6-10 260 Port-Au-Prince, Haiti	Notes: Had 5 points in season open against Alabama State. Career-high 6 blocks vs. Florida A&M. 2 points, 1 rebound vs. Jacksonville State.
		MIN PTS RBS BLK FG% 3FG% FT% 8.6 1.8 1.8 1.2 .444 --- .333	
35		Aric Holman Jr F 6-10 225 Owensboro, KY	Notes: Had a double-double (3rd career) against Alabama State and tied career highs in points (18) and rebounds (11). 5 points, 6 rebounds and 2 blocks vs. Florida A&M. 13 points, 5 boards vs. Green Bay. 10 points, 7 rebounds, 3 blocks vs. SFA. 11 points, 6 rebounds and 2 blocks vs. Jacksonville State.
		MIN PTS RBS BLK FG% 3FG% FT% 21.8 11.4 7.0 1.4 .690 .556 .706	
45		E.J. Datcher So C 6-10 240 Harpersville, AL	Notes: Had a career-high 11 points and earned first-career start against Alabama State and was 9-9 at the foul line. Has made 12-straight free throws. Season-high 6 rebounds vs. Green Bay. 6 points, 3 boards vs. SFA. 2 points in 3 minutes vs. Jacksonville State due to foot injury.
		MIN PTS RBS BLK FG% 3FG% FT% 14.4 6.0 3.2 0.6 .571 --- .875	