



Gregg Ellis, Assistant Media Relations Director

Humphrey Coliseum, Room 202 | 55 Coliseum Boulevard

Mississippi State, MS 39762 | Fax: 662.325.3654

Office: 662-325-3595 | Cell: 662-322-0145

E-Mail: gellis@athletics.msstate.edu | www.hailstate.com

Twitter: @HailStateMBK; @msusportsgregg; @RickRay1

Facebook: www.facebook.com/HailStateMBK

10 NCAA Appearances | 1 Final Four | 6 SEC Championships | 3 SEC Tournament Titles | 18 Postseason Appearances

At A Glance

When:..... Sunday, Dec. 1, 2013
Where:..... Starkville, Miss.
Venue:..... Humphrey Coliseum (10,500)
Time:..... Noon CT
TV:..... None
Talent: N/A
Sirus/XM:..... None
Series:..... Loyola leads, 2-0
Last Meeting:..... Loyola, 59-51 (12-15-2012)

2013-14 Schedule/Results

NOVEMBER

8	PRAIRIE VIEW A&M	W, 71-56
14	KENNESAW STATE	W, 78-55
19	MISSISSIPPI VALLEY STATE	W, 94-72
23	at Utah State	L, 87-68
27	JACKSON STATE	W, 58-56

DECEMBER

1	LOYOLA	Noon
	<i>Big 12/SEC Challenge</i>	
5	TCU (ESPNU)	6 pm
13	vs. Southeastern Louisiana	7 pm
17	FLORIDA A&M	7 pm
19	FLORIDA GULF COAST (CSS)	8 pm
	<i>Las Vegas Classic</i>	
22	vs. South Florida (CBS Sports Net)	7 pm
23	vs. UNLV/Santa Clara	TBA

JANUARY

2	MARYLAND EASTERN SHORE	7 pm
8	at Kentucky (SEC TV)	7 pm
11	OLE MISS (ESPN)	3 pm
15	at Alabama (SEC TV)	7 pm
18	TEXAS A&M (SEC TV)	11:30 am
22	AUBURN (ESPN3)	7 pm
25	at Ole Miss (SEC TV)	3 pm
30	FLORIDA (ESPN or ESPN2)	6 p.m.

FEBRUARY

1	at Vanderbilt (FSN)	4 pm
5	at Texas A&M (CSS)	8 pm
8	KENTUCKY (SEC TV)	12:30 pm
12	GEORGIA (FSN)	8 pm
15	at Auburn (SEC TV)	12:30 pm
19	at LSU (SEC TV)	7 pm
22	ARKANSAS (SEC TV)	3 pm
26	TENNESSEE (SEC TV)	7 pm

MARCH

1	at Missouri (SEC TV)	12:30 pm
5	at Georgia (CSS)	6 pm
8	SOUTH CAROLINA (SEC TV)	3 pm
12-16	SEC Tournament (SEC TV/ABC/ESPNU)	TBA

^ - Tupelo, Miss (BancorpSouth Arena)



MISSISSIPPI STATE Bulldogs (4-1)

Head Coach: Rick Ray

MSU Record: 14-23, 2nd year

Career Record: Same

Record vs. Loyola: 0-1



Loyola Ramblers (3-4)

Head Coach: Porter Moser

Loyola Record: 25-43, 3rd year

Career Record: 130-144, 10th

Record vs. MSU: 1-0

WHAT TO NOTE AS MSU PLAYS LOYOLA . . .

- ✓ Sunday marks just the third meeting between the two, with the first game coming in the historic 1963 NCAA Tournament as the Ramblers won, 61-51.
- ✓ MSU is 7-9 against teams that currently comprise the Missouri Valley Conference.
- ✓ This is also the second-consecutive year the two have met and both are to celebrate the 50-year reunion of that game in East Lansing, Mich. Players from both 1963 teams will be recognized at the half.
- ✓ That 1963 matchup was historic because MSU, under the direction of legendary coach Babe McCarthy, had to sneak out of town due to an unwritten law that Mississippi teams couldn't compete against schools with African-American players.
- ✓ The two games between the two have been decided by an average of 9.0 points.
- ✓ Dating back to last season, MSU has won six-straight games at home.
- ✓ Against Jackson State, MSU won for the first time under Rick Ray when trailing at the half.
- ✓ Dating back to 2011-12, the Bulldogs had lost 23-consecutive games when trailing at halftime.
- ✓ MSU is looking to start at least 5-1 for the 10th time in the last 20 years.
- ✓ The Bulldogs have used three different lineups this season. For the first time, they used the same lineup in back-to-back games the last two games.
- ✓ **Gavin Ware's** 11.5 rebounds are tied for second in the SEC and tied for 14th nationally.
- ✓ **Ware's** 66.7 shooting percentage is second in the SEC and 17th nationally.
- ✓ MSU is second in the SEC and 47th nationally with 16.0 assists an outing.
- ✓ In the last three games, **Trivante Bloodman** has dished out 14 assists.

MSU'S PROJECTED STARTING 5



Fred Thomas

P: 9.5
R: 3.0
A: 1.5
S: 1.3



Colin Borchert

P: 11.4
R: 3.6
B: 1.4
S: 0.8



Trivante Bloodman

P: 6.8
R: 2.4
A: 3.0
S: 1.8



Gavin Ware

P: 14.0
R: 10.6
B: 0.8
S: 1.2



Craig Sword

P: 10.4
R: 4.2
A: 3.0
S: 1.0

2013-14 MEN'S BASKETBALL NOTES

Statistical Comparison

2013-14 Stats	MSU	Loyola
2013-14 Record.....	4-1	3-4
Conference Record	0-0	0-0
Scoring	73.8	69.1
Scoring Defense	65.2	68.4
Scoring Margin	+8.6	+0.7
Field Goal Pct.	46.3	47.9
Opp. FG Pct.	44.1	46.1
3-Point FG Pct.	33.3	34.5
Opp. 3-Point FG Pct.	29.8	36.9
Free Throw Pct.	65.1	65.4
Opp. FT Pct.	72.4	75.2
Rebounding Average	36.2	30.7
Opp. Rebounding Avg.	32.0	31.3
Rebound Margin	+4.2	-0.6
Assists	14.0	15.0
Turnovers	15.4	13.6
Turnover Margin	+3.4	+0.1
Steals.....	9.4	6.9
Blocked Shots.....	3.6	2.3

Statistical Leaders
Scoring

MSU	PPG	OPP	PPG
Ware	14.0	Thomas	14.0
Borchert.....	11.4	White	13.7

Rebounding

MSU	RPG	OPP	RPG
Ware	10.6	Thomas	6.9
Applewhite	4.8	O'Leary	4.1

Assists

MSU	APG	OPP	APG
Bloodman	3.0	Doyle	3.1
Sword	3.0	White	3.0

Blocks

MSU	BPG	OPP	BPG
Borchert.....	1.4	Doyle	1.0
Ware	0.8	O'Leary	0.6

Steals

MSU	SPG	OPP	SPG
Ready	3.0	Doyle	1.7
Bloodman	1.8	White	1.4

MSU IS 7-9 AGAINST MISSOURI VALLEY CONERENCE

Entering Sunday's historic game against Loyola University Chicago, the Bulldogs are 7-9 against the 10 teams that currently comprise the Missouri Valley Conference.

MSU has played seven of the teams. The most common foe is Southern Illinois, a team the Bulldogs are 2-2 against.

Outside of Loyola, the last MVC team MSU faced was Southern Illinois at the 2007 Anaheim Classic, won by SIU, 63-49.

NOVEMBER DOMINANCE LAST 26 YEARS

Dating back to the 1987-88 season when Richard Williams was overseeing the program, Mississippi State owns a composite ledger of 83-26 (.762) in November. Under **Rick Ray**, the Bulldogs are 6-5.

MSU BREAKS TREND AGAINST KSU & MVSU

After losing 16-straight games when the opponent shoots 45 percent or better, Mississippi State won two straight under the same circumstances prior to Utah State.

Against Kennesaw State, MSU won despite the Owls shooting 45.5 percent from the floor.

Then against Mississippi Valley State, the Bulldogs claimed a 94-72 victory with the Delta Devils shooting 47.5 percent (28-59).

Utah State, though, won after hitting 28 of its 54 shots (.519).

SCOUTING LOYOLA

Loyola overcame a 35-33 halftime deficit to beat Southern Illinois-Edwardsville on Tuesday, 73-72.

Christian Thomas and Jeff White paced the Ramblers with 14 points each. Thomas also had a team-high 6 rebounds.

Loyola won the battle of the boards, 30-23.

The Ramblers also shot extremely well, hitting 28 of their 49 attempts (.571). They also did a nice job of distributing the basketball as they were credited with 22 assists. Milton Doyle accounted for 7 of those assists.

LAST TIME OUT FOR MSU . . .

Mississippi State overcame an early 7-0 deficit to get back into the win column with a 58-56 win against Jackson State on Wednesday.

Craig Sword broke a 55-all tie with 1:21 left on a shot inside for what proved to be the winning shot. He finished with a game-high 12 points, all coming in the second half.

Gavin Ware led the Bulldogs on the boards with 7 rebounds.

Also scoring in double-digits for MSU were **Fred Thomas** and **Roquez Johnson** with 11 points each.

The Bulldogs forced 15 turnovers and won the battle of boards, 33-32. MSU held the Tigers to 37 percent shooting (20-54), including a 1-of-10 mark beyond the arc.

MSU hit 20 of its 46 shots and recorded a season-high 6 blocked shots to go along with its 6 steals.

NEXT TWO UP FOR MSU . . .

TCU

WHEN: Thursday, Dec. 5, 2013
 TIME: 6 p.m.
 WHERE: Starkville, Miss
 TV: ESPNU
 SERIES: Tied, 1-1
 LAST MEETING: MSU, 64-60 (3-3,-90)



Southeastern Louisiana

WHEN: Friday, December 13, 2013
 TIME: 7 p.m.
 WHERE: Tupelo, Miss.
 TV: None
 SERIES: MSU leads, 17-1
 LAST MEETING: MSU, 82-67 (11-19-09)



LAST TIME VS. JACKSON STATE

Official Basketball Box Score -- Game Totals -- Final Statistics

Mississippi State vs Loyola Chicago

12-15-22 7:00 p.m. at Gentile Arena - Chicago, Ill.



Mississippi State 51 • 3-6

#	Player		Total			3-Ptr			Rebounds			PF	TP	A	TO	Blk	Stl	Min
			FG-FGA	FG-FGA	FT-FTA	FG-FGA	FG-FGA	FT-FTA	Off	Def	Tot							
20	Gavin Ware	f	4-5	0-0	0-0	1	4	5	3	8	0	2	5	1	31			
25	Roquez Johnson	f	3-9	0-1	7-8	0	4	4	3	13	1	1	1	0	25			
01	Fred Thomas	g	5-14	3-9	1-2	0	3	3	1	14	1	1	1	2	35			
04	Trivante Bloodman	g	1-4	1-2	0-1	2	1	3	3	3	1	2	0	0	34			
32	Craig Sword	g	1-6	0-0	1-4	1	3	4	5	3	2	6	0	1	30			
03	Colin Borchert		3-8	0-4	1-1	4	1	5	4	7	1	3	1	2	22			
15	Baxter Price		0-0	0-0	0-0	0	0	0	0	0	0	0	0	0	1			
24	Tyson Cunningham		1-2	1-1	0-0	1	2	3	1	3	1	0	0	0	22			
Team						0	1	1										
Totals			18-48	5-17	10-16	9	19	28	20	51	7	15	8	6	200			
FG % 1st Half: 7-24			29.2%	2nd half: 11-24			45.8%	Game: 18-48			37.5%	Deadball						
3FG % 1st Half: 4-10			40.0%	2nd half: 1-7			14.3%	Game: 5-17			29.4%	Rebounds						
FT % 1st Half: 2-5			40.0%	2nd half: 8-11			72.7%	Game: 10-16			62.5%	1						

Loyola Chicago 59 • 7-3

#	Player		Total			3-Ptr			Rebounds			PF	TP	A	TO	Blk	Stl	Min
			FG-FGA	FG-FGA	FT-FTA	FG-FGA	FG-FGA	FT-FTA	Off	Def	Tot							
24	AVERKAMP, Ben	f	1-9	0-1	3-4	3	6	9	2	5	1	4	1	1	32			
32	THOMAS, Christian	f	6-8	0-0	4-5	3	3	6	2	16	0	0	0	0	25			
01	PAYNE, Cully	g	2-4	2-3	0-1	0	1	1	2	6	3	1	0	1	29			
02	HICKS, Jordan	g	0-6	0-4	0-1	4	5	9	0	0	0	1	0	0	25			
05	CRISMAN, Joe	g	2-3	0-1	0-0	0	2	2	0	4	1	0	0	0	17			
04	TURK, Devon		7-12	5-7	2-2	0	2	2	4	21	3	2	3	2	24			
22	O'LEARY, Matt		1-4	1-2	0-0	0	0	0	2	3	2	1	0	2	16			
23	WHITE, Jeff		2-5	0-0	0-1	0	4	4	1	4	3	4	0	1	26			
25	OSBORNE, Nick		0-0	0-0	0-0	0	0	0	2	0	0	2	0	0	6			
Team						4	3	7										
Totals			21-51	8-18	9-14	14	26	40	15	59	13	16	4	7	200			
FG % 1st Half: 12-26			46.2%	2nd half: 9-25			36.0%	Game: 21-51			41.2%	Deadball						
3FG % 1st Half: 6-12			50.0%	2nd half: 2-6			33.3%	Game: 8-18			44.4%	Rebounds						
FT % 1st Half: 4-5			80.0%	2nd half: 5-9			55.6%	Game: 9-14			64.3%	2						

Officials: Michael Roberts, John Yorkovich, James Barker

Technical fouls: Mississippi State-None. Loyola Chicago-None.

Attendance: 3321

Score by periods	1st	2nd	Total
Mississippi State	20	31	51
Loyola Chicago	34	25	59

Last FG - MS 2nd-00:16, LUC 2nd-01:56.
Largest lead - MS by 6 1st-15:22, LUC by 18 2nd-06:36.

Points	In	Off	2nd	Fast	Bench
MS	24	12	8	5	10
LUC	24	14	17	11	28

Score tied - 2 times.
Lead changed - 1 time.

GAME 9 — DECEMBER 15, 2012

Loyola 59
Mississippi State 51

Gentile Arena • 7 p.m.

Chicago, Ill

A difficult ending to the first half led to Mississippi State losing 59-51 at Loyola.

The Bulldogs went more than five minutes without scoring late in that half, and the Ramblers took advantage with a 20-0 run.

The teams were playing 50 years after a historic meeting between the two universities in the 1963 NCAA Tournament.

Loyola trailed 17-14 before scoring 20 straight points to remove all doubt from the contest. The Ramblers led 34-20 at halftime and did not lead by less than eight points in the game's final half.

MSU scored the game's first six points. Loyola went the first five minutes of the contest without scoring. The Ramblers finally broke the ice and scored four straight points. Thanks to a couple of 3-point baskets by Fred Thomas, the Bulldogs built a 12-7 lead and later held their last lead at 17-14.

The Bulldogs closed within 11 in the early stages of the second half but could not close within single digits until Tyson Cunningham rammed home a 3-point basket in the closing seconds.

Loyola held a 40-28 rebounding advantage. The Bulldogs had seven assists and 15 turnovers, while the Ramblers had 13 assists and 16 turnovers.

Loyola Series

1963..... Loyola, 61-51East Lansing, MI
2012..... Loyola, 59-51 Chicago

In Chicago: Loyola leads, 1-0

Neutral Site: Loyola leads, 1-0

2013-14 MISSISSIPPI STATE NOTES

SECOND-HALF SCORING UP

■ In four of Mississippi State's five games this season, it has scored more points in the second half.

In the first half, the Bulldogs are averaging 33.6 points, compared to 40.2 in the second half.

POINT PRODUCTION HIGH VS MVSU

■ The 94 points scored against Mississippi Valley State on Nov. 19 were the second most in the Rick Ray era.

The most came against New Orleans a year ago when the Bulldogs totaled 97.

BULLDOGS ANNOUNCE
NEW SIGNEES

■ Last Wednesday, Rick Ray announced the signing of three future Bulldogs – Demetrius Houston, Oliver Black, and Maurice Dunlap II.

Houston is a 6-foot-7 forward out of Carver High School in Montgomery, Ala., the same high school that produced current Bulldogs **Craig Sword** and **Roquez Johnson**. Black is a power forward from Jackson who is currently at IMG Academy in Florida, while Dunlap is a guard from Amanda Elzy High in Greenwood.

MSU TO MAKE APPEARANCE IN LAS VEGAS CLASSIC IN DECEMBER

■ The week of Christmas, Mississippi State will travel to Nevada to participate in the Continental Tire Las Vegas Classic.

The Bulldogs open with South Florida and will then play either Santa Clara or UNLV.

MSU last played in the Classic in 2001, posting a 3-1 mark with wins against UL-Monroe, Richmond and Illinois-Chicago while losing to Cincinnati.

BULLDOGS 2013-14 ROSTER
FEATURES FEW NEW FACES

■ The Bulldogs roster features just one new scholarship player eligible for this season – freshman point guard I.J. Ready.

The Bulldogs also signed Fallou Ndoye, but he is redshirting this season.

Back from injury, though, are redshirt freshman Dre Applewhite and Jacoby Davis, who missed all of last year due to injuries.

BULLDOGS IN THE NBA

■ MSU currently has one player on an NBA roster — Arnett Moultrie.

Moultrie is with the Philadelphia 76ers but is out with an ankle injury until January.

Jarvis Varnado, who was with the Miami Heat during their championship run last year, is with the Iowa Energy of the NBADL.

2013-14 MISSISSIPPI STATE PLAYER BREAKDOWN

1




FRED THOMAS • So • G • 6-5 • 206 • Jackson, MS

MIN	PTS	RBS	AST	FG%	3FG%	FT%
30.5	9.5	3.0	1.5	34.2	35.3	54.5

Sat out the season opener. ... Against Kennesaw State, led all scorers with 17 points. ... Had 11 points vs. JSU and season-best 6 boards.

2



DRE APPLEWHITE • RFr • G • 6-5 • 217 • Memphis, TN

MIN	PTS	RBS	BLK	FG%	3FG%	FT%
18.4	6.6	4.8	0.2	39.1	40.0	72.2

Collegiate debut featured 9 points, 9 boards vs. Prairie View. ... Had career-high 10 points at Utah State. ... Sat out all of last year with a knee injury. ... Career-high 2 steals vs. JSU.

3



COLIN BORCHERT • Sr • F • 6-8 • 231 • Phoenix, AZ

MIN	PTS	RBS	AST	FG%	3FG%	FT%
27.4	11.4	3.6	1.2	44.9	37.5	1.000

One of four MSU players scoring in double-digits at 12.8 points. ... Had season-best 5 boards vs. JSU. ... Has at least 2 blocks in three games this year.

4



TRIVANTE BLOODMAN • Jr • G • 6-0 • 182 • Bronx, NY

MIN	PTS	RBS	AST	FG%	3FG%	FT%
23.8	6.8	2.4	3.0	52.2	25.0	69.2

Dished out 13 assists last two games. ... Totaled 11 points vs. Kennesaw State. ... Started all 32 games last year and led MSU with 931 minutes.

11



JACOBY DAVIS • RFr • G • 6-1 • 191 • Charlotte, NC

MIN	PTS	RBS	AST	FG%	3FG%	FT%
11.3	4.3	1.0	0.3	38.5	45.5	.667

Saw first-career action vs. Kennesaw State. ... Scored first-career points against MVSU. ... Tied career-high with 6 points vs. JSU by 2 of 3 beyond the arc.

15



IJ READY • Fr • G • 5-11 • 170 • North Little Rock, AR

MIN	PTS	RBS	AST	FG%	3FG%	FT%
27.0	7.0	2.5	4.0	50.0	40.0	.000

Missed last three games with strained hamstring. ... Opened collegiate debut with 14 points and missed last two games.

20



GAVIN WARE • So • F • 6-9 • 268 • Starkville, MS

MIN	PTS	RBS	BLK	FG%	3FG%	FT%
27.6	14.0	10.6	0.8	63.6	.000	60.9

Totaled third double-double and fifth of career at Utah State. ... Held to season low in points (4) and rebounds (7) vs. JSU.

24



TYSON CUNNINGHAM • Sr • G • 6-3 • 197 • Columbus, MS

MIN	PTS	RBS	AST	FG%	3FG%	FT%
13.0	1.2	0.6	0.8	27.3	.000	.000

Lone points came on a basket against Prairie View. ... Has not attempted a shot in last two games.

25



ROQUEZ JOHNSON • Jr • F • 6-7 • 210 • Montgomery, AL

MIN	PTS	RBS	AST	FG%	3FG%	FT%
20.2	9.6	3.8	0.6	50.0	.000	66.7

Totaled 11 points in season opener and had 11 against JSU. ... Season-high 12 points came against MVSU. ... Had first two steals of the season at Utah State.

32



CRAIG SWORD • So • G • 6-3 • 194 • Montgomery, AL

MIN	PTS	RBS	AST	FG%	3FG%	FT%
25.4	10.4	4.2	3.0	45.1	16.7	50.0

Named to the Freshman All-SEC team last season. ... Tied for team lead with 15 assists. ... Has scored in double-digits last four games.

MSU COACH RICK RAY

Head Coach Rick Ray

- On April 1, 2012, Rick Ray was named the 19th head coach in Mississippi State history.
- In his first season at MSU, produced two players to the SEC All-Freshman team — Gavin Ware and Craig Sword.
- On the staff of three different teams that have advanced to the NCAA Tournament — Indiana State, Purdue and Clemson.
- As an assistant at Clemson for two years, the Tigers won 38 games and advanced to the second round of the NCAA Tournament in 2011.
- During his time at Purdue as an assistant, the Boilermakers won 103 games in four years.
- All four teams at Purdue earned a berth in the NCAA Tournament, with the last two advancing to the Sweet 16.
- The 2009 Purdue team won 28 games and the Big 10 Tournament en route to garnering a No. 5 seed.
- While at Purdue, Ray was an assistant with second-year Tennessee coach Cuonzo Martin.
- The 2007 Purdue recruiting was considered one of the tops in the country, earning national rankings of No. 5 and No. 6 by Scout and Rivals, respectively.
- Ray was an assistant at Indiana State for seven years.
- In 2000 and 2001, the Sycamores won 20-plus games and made the NCAA Tournament.
- In 2000, the ISU won the Missouri Valley Conference regular-season title with a 14-4 ledger.
- In 2001, Indiana State won the MVC Tournament before upsetting Oklahoma in the first round of the NCAA Tournament.
- Ray also spent two seasons at Northern Illinois (2005 and 2006).
- Ray's first coaching job was at Nebraska-Omaha.
- Ray and his wife, Breyana, have two sons, Deacon and Mason, and one daughter, Katriece.



Rick Ray Year-By-Year

2012-13	Result/Score
N. 9 at Troy	L, 56-53
N. 13 FLORIDA ATLANTIC	W, 78-58
N. 19 North Carolina	L, 95-49
N. 20 Marquette	L, 89-62
N. 21 Texas	L, 69-55
N. 27 ALCORN STATE	W, 60-52
D. 1 at Providence	L, 73-63
D. 4 TEXAS-SAN ANTONIO	W, 53-42
D. 15 at Loyola Chicago	L, 59-51
D. 22 Central Arkansas (Jackson, MS)	W, 79-72
D. 30 ALABAMA A&M	L, 59-57
J. 3 NEW ORLEANS	W, 97-46
J. 9 SOUTH CAROLINA	W, 56-54
J. 12 +at Georgia	W, 72-61
J. 16 +ALABAMA	L, 75-43
J. 19 +at Tennessee	L, 72-57
J. 23 +at Arkansas	L, 96-70
J. 26 +FLORIDA	L, 82-47
J. 30 +TEXAS A&M	OT L, 55-49
F. 2 +LSU	L, 69-68
F. 6 +at Ole Miss	L, 93-75
F. 9 +at Florida	L, 83-58
F. 13 +MISSOURI	L, 78-36
F. 16 +at LSU	L, 80-68
F. 20 +at Alabama	L, 64-56
F. 23 +VANDERBILT	L, 72-31
F. 27 +at Kentucky	L, 85-55
M. 2 +OLE MISS	W, 73-67
M. 6 +at South Carolina	L, 79-72
M. 9 +AUBURN	OT W, 74-71
M. 13 South Carolina*	W, 70-59
M. 14 Tennessee*	L, 69-53

Rick Ray vs. All Opponents

Alabama	0-2
Alabama A&M	0-1
Alcorn State	1-0
Arkansas	0-1
Auburn	1-0
Central Arkansas	1-0
Florida	0-2
Florida Atlantic	1-0
Georgia	1-0
Jackson State	1-0
Kennesaw State	1-0
Kentucky	0-1
Loyola Chicago	0-1
LSU	0-2
Marquette	0-1
Mississippi Valley State	1-0
Missouri	0-1
New Orleans	1-0
North Carolina	0-1
Ole Miss	1-1
Prairie View A&M	1-0
Providence	0-1
South Carolina	2-1
Tennessee	0-2
Texas	0-1
Troy	0-1
Texas A&M	0-1
Texas-San Antonio	1-0
Utah State	0-1
Vanderbilt	0-1
TOTAL:	14-23

MSU Under Rick Ray

	2013-14	Total
Leads at Halftime	3-0	11-3
Trails at Halftime	1-1	1-20
Is Tied at Halftime		2-0
Shoots 45% or better from the field	2-1	8-4
Shoots less than 45% from the field	2-0	6-19
Opp. shoots less than 45% from the field	2-0	12-6
Opp. shoots 45% or better from the field	2-1	2-17
Outrebounds (or ties) the opponent	4-0	8-5
Outrebounded by the opponent	0-1	6-18
Fewer (or ties) TOs than opponent	2-1	8-9
More TOs than opponent	2-0	6-14
Holds opponents to 65 points or less	3-0	10-5
In games decided by 10 points or less	1-0	5-8
All Games	4-1	14-23
Home Games	4-0	11-7
Road Games	0-1	1-12
Neutral-sites		2-4
Non-SEC Games	4-1	9-8
Non-SEC Home Games	4-0	8-1
Non-SEC Road Games	0-1	0-4
Non-SEC Neutral-site Games		1-3
SEC Games		4-14
SEC Home Games		3-6
SEC Road Games		1-8
SEC Tournament		1-1
November Games	4-1	6-5
December Games		2-3
January Games		3-5
February Games		0-8
March Games		3-2
Monday Games		0-1
Tuesday Games	1-0	4-1
Wednesday Games	1-0	3-9
Thursday Games	1-0	2-1
Friday Games	1-0	1-1
Saturday Games	0-1	4-8
Sunday Games		0-1
Overtime Games		1-1
Television Games		6-20
Games vs. Ranked Opponents		0-4

GENERAL INFORMATION

Location: _____ Starkville, Mississippi
 Founded: _____ February 28, 1878
 Enrollment: _____ 20,424
 Conference: _____ SEC
 Nickname: _____ Bulldogs
 Colors: _____ Maroon (PMS 202) & White
 Arena: _____ Humphrey Coliseum (10,500)
 President: _____ Dr. Mark E. Keenum
 Director of Athletics: _____ Scott Stricklin
 Faculty Representative: _____ Dr. Steven C. Turner
 Web Site: _____ www.hailstate.com
 Twitter: _____ @HailStateMBK

BASKETBALL HISTORY

First Year of Basketball: _____ 1908-09
 Number of Seasons: _____ 102
 All-Time Record: _____ 1,324-1,105
 All-Time SEC Record: _____ 559-785
 Total Number of Head Coaches: _____ 19
 Humphrey Coliseum Record: _____ 392-151
 20-Win Seasons: _____ 17
 NCAA Tournament Appearances: _____ 10
 NCAA Tournament Record: _____ 11-10
 NCAA Tournament Final Fours: _____ 1
 (1996, lost to Syracuse 77-69 in semis)
 NIT Appearances: _____ 8
 NIT Record: _____ 7-8
 NIT Final Fours: _____ 1
 (2007, lost 63-62 to West Virginia in semis)
 SEC Championships: _____ 6
 (2004, 1991, 1963, 1962, 1961, 1959)
 SEC Tournament Championships: _____ 3
 (2009, 2002 and 1996)
 SEC Tournament Record: _____ 28-49
 SEC Western Division Titles: _____ 7
 (2010, 2008, 2007, 2004, 2003, 1996, 1995)

BASKETBALL STAFF

Head Coach: _____ Rick Ray
 Alma Mater, Year: _____ Grand View College, 1994
 Record at MSU/Years: _____ 14-23
 Career Record/Years: _____ Same
 Phone: _____ 662-325-3800
 Assistant Coach: _____ Wes Flanigan
 Assistant Coach: _____ Chris Hollender
 Assistant Coach: _____ George Brooks
 Director of Operations: _____ Adam Gordon
 Video Coordinator: _____ Adam Bauman
 Strength Coach: _____ Richard Akins
 Athletic Trainer: _____ Scotty Johnson
 Graduate Manager: _____ Nick Lagroon
 Administrative Asst.: _____ Suzanne Cook
 Media Relations Contact: _____ Gregg Ellis
 Office Phone: _____ 662-325-3595
 Cell Phone: _____ 662-322-0145
 Fax: _____ 662-325-3654
 Email: _____ gellis@athletics.msstate.edu
 Twitter: _____ @msusportsgregg

TEAM INFORMATION

2012-13 Overall Record _____ 10-22
 2011-12 SEC Record _____ 4-14
 SEC Finish: _____ T13th
 National Ranking: _____ n/a
 Starters Returning/Lost: _____ 5/0
 Letterwinners Returning/Lost: _____ 7/3
 Newcomers: _____ 7
 Roster (Sr./Jr./So./Fr.): _____ (2/3/3/6)

MSU KNOWS HOW TO WIN GAMES AT 'THE HUMP'

Over the course of the last decade, Mississippi State's Humphrey Coliseum has become a difficult venue for opposing teams. Last year, MSU was 7-7 and won its last two against Ole Miss and Auburn. This year, MSU is 4-0.

The Bulldogs have compiled a 37-season composite record of 392-151 (.722) at "The Hump" since Mississippi State's basketball facility opened prior to the 1975-76 campaign.

TRACKING MSU'S HOME SUCCESS UNDER RICK RAY

Season	Overall		SEC		Non-SEC	
	Record	Win %	Record	Win %	Record	Win %
2012-13	7-7	.500	3-6	.333	4-1	.800
2013-14	4-0	1.000			4-0	1.000
Totals	11-7	.611	3-6	.333	8-1	.889

A LOOK AT THE HISTORY OF HUMPHREY COLISEUM

**LARGEST CROWDS
AT THE HUMP**

Crowd	Opponent	Date
10,788	Kentucky	2-16-10
10,735	Ole Miss	2-7-04
10,645	Ole Miss	2-23-02
10,541	Florida	1-7-03
10,458	Auburn	3-2-04
10,437	Alabama	2-21-04
10,432	Alabama	3-5-05
10,432	Kentucky	1-13-04
10,429	Ole Miss	2-15-03
10,421	Ole Miss	1-26-08
10,412	Ole Miss	1-13-09
10,364	Ole Miss	2-9-12
10,338	Florida	1-24-07
10,315	Kentucky	1-9-96

**INDIVIDUAL MSU
RECORDS AT THE HUMP**

Most Points Scored
40, Rickey Brown (Auburn, 3-7-77)

Most Rebounds
24, Wiley Peck (Alabama, 1-27-79)

Most Assists
15, Al Perry (Vanderbilt, 1-29-77)

**TEAM MSU
RECORDS AT THE HUMP**

Most Points Scored
123, Troy State (12-5-95)

Most Rebounds
75, Mississippi Valley St. (11-21-00)

Most Consecutive Wins
14, 1-22-03 to 1-10-04

MISSISSIPPI STATE ROSTER/MEDIA INFORMATION

Media Information

Credentials

◆Media members may obtain both season credentials and game-by-game passes by contacting Gregg Ellis at 662.325.3595.

Radio Network

◆Bulldog fans can catch all of MSU's games on the radio with the veteran broadcast talent of Jim Ellis (play-by-play), along with Bart Gregory serving as the color analyst.

There will also be a 30-minute pregame show featuring first-year coach Rick Ray along with a post-game show as well.

Rick Ray Show

◆In its second year is "Mississippi State Basketball with Rick Ray" a 30-minute television program featuring MSU's second-year coach Rick Ray and his 2013-14 squad.

Hosted by veteran sportscaster Jim Ellis, the weekly show will feature game highlights, player interviews, scouting reports on upcoming opponents and court-side profiles showcasing interesting aspects of the MSU basketball program.

Under the direction of producer/director Bennie Ashford, the 30-minute television program is a production of the Bulldog Sports Network in conjunction with the Mississippi State University Television Center. The first show airs in January.

SEC Teleconference

◆The SEC's weekly teleconference is every Monday and will be coordinated through the SEC media relations office. To participate, contact Craig Pinkerton of the SEC at 205-458-3038. Rick Ray is scheduled for 11:17 a.m. CT.

Social Networking

◆Media and Bulldog fans can follow MSU tweets this year at both @msusportsgregg and @HailStateMBK, in addition to @RickRay1.

You can also follow MSU online at hailstate.com.

2013-14 MISSISSIPPI STATE ROSTER

Numerical Roster

No.	Name	Pos.	Ht.	Wt.	Yr.	Exp.	Hometown
1	Fred Thomas	G	6-5	206	So.	1L	Jackson, MS (Jim Hill HS)
2	Dre Applewhite	G	6-5	217	RFr.	HS	Memphis, TN (Central HS)
3	Colin Borchert	F	6-8	231	Sr.	1L	Phoenix, AZ (East Miss CC)
4	Trivante Bloodman	G	6-0	182	Jr.	1L	Bronx, NY (Olney Central College)
10	Dallas Prater	G	6-3	170	Fr.	HS	Jackson, MS (St. Andrews)
11	Jacoby Davis	G	6-1	191	RFr.	HS	Charlotte, NC (West Charlotte HS)
13	Tevin Moore	G	6-3	185	Jr.	JC	Olive Branch, MS (Northwest CC)
15	I.J. Ready	G	5-11	170	Fr.	HS	Little Rock, AR (Parkview HS)
20	Gavin Ware	F	6-9	268	So.	1L	Starkville, MS (Starkville HS)
24	Tyson Cunningham	G	6-3	197	Sr.	2L	Columbus, MS (Columbus HS)
25	Roquez Johnson	F	6-7	210	Jr.	2L	Montgomery, AL (G.W. Carver HS)
32	Craig Sword	G	6-3	194	So.	1L	Montgomery, AL (G.W. Carver HS)
33	Kyle Dobbs	G	6-6	160	Fr.	HS	Grayson, GA (Grayson HS)

Alphabetical Roster

No.	Name	Pos.	Ht.	Wt.	Yr.	Exp.	Hometown
2	Dre Applewhite	G	6-5	217	RFr.	HS	Memphis, TN (Central HS)
4	Trivante Bloodman	G	6-0	182	Jr.	1L	Bronx, NY (Olney Central College)
3	Colin Borchert	F	6-8	231	Sr.	1L	Phoenix, AZ (East Miss CC)
24	Tyson Cunningham	G	6-3	197	Sr.	2L	Columbus, MS (Columbus HS)
11	Jacoby Davis	G	6-1	191	RFr.	HS	Charlotte, NC (West Charlotte HS)
33	Kyle Dobbs	G	6-6	160	Fr.	HS	Grayson, GA (Grayson HS)
25	Roquez Johnson	F	6-7	210	Jr.	2L	Montgomery, AL (G.W. Carver HS)
13	Tevin Moore	G	6-3	185	Jr.	JC	Olive Branch, MS (Northwest CC)
10	Dallas Prater	G	6-3	170	Fr.	HS	Jackson, MS (St. Andrews)
15	I.J. Ready	G	5-11	170	Fr.	HS	Little Rock, AR (Parkview HS)
32	Craig Sword	G	6-3	194	So.	1L	Montgomery, AL (G.W. Carver HS)
1	Fred Thomas	G	6-5	206	So.	1L	Jackson, MS (Jim Hill HS)
20	Gavin Ware	F	6-9	268	So.	1L	Starkville, MS (Starkville HS)

HEAD COACH:

Rick Ray (Grand View College [IA], 1994; 2nd year)

ASSISTANTS:

Wes Flanigan (Auburn, 1997; 2nd year)

Chris Hollender (Evansville, 1998; 2nd year)

George Brooks (Mississippi State, 1997; 4th year)

OPERATIONS:

Adam Gordon (Tampa, 2006; 2nd year)

STRENGTH & CONDITIONG:

Richard Akins

TRAINER:

Scotty Johnson

Pronunciation Guide

TRIVANTE BLOODMAN: TRA-VON-TAY
COLIN BORCHERT: BORE-CHERT

MISSISSIPPI STATE BY THE NUMBERS

GAME-BY-GAME SPECIALTY STATS (MSU First)						GAME-BY-GAME LEAD/DEFICIT			
<i>Opponent</i>	<i>Bench</i>	<i>Paint</i>	<i>Off TO</i>	<i>2nd Chance</i>	<i>Fast Break</i>	<i>Opponent</i>	<i>Largest Lead</i>	<i>Largest Deficit</i>	<i>Final Score</i>
Prairie View	20/23	42/26	26/12	17/12	6/6	Prairie View	16 (45-29, 2nd)	Never Trailed	W, 71-56
Kennesaw State	24/15	34/24	27/13	12/6	18/2	Kennesaw State	23 (78-55, 2nd)	4 (14-18, 1st)	W, 78-55
Mississippi Valley	31/19	54/36	16/6	13/7	18/6	Mississippi Valley	27 (93-66, 2nd)	Never Trailed	W, 94-72
Utah State	19/24	34/18	16/18	8/16	6/6	Utah State	Never Led	21 (66-87, 2nd)	L, 87-68
Jackson State	19/17	32/28	13/12	14/11	2/0	Jackson State	5 (39-34, 2nd)	7 (7-0, 1st)	W, 58-56
Loyola						Loyola			
TCU						TCU			
SE Louisiana						SE Louisiana			
Florida A&M						Florida A&M			
Florida Gulf Coast						Florida Gulf Coast			
South Florida						South Florida			
UNLV/Santa Clara						UNLV/Santa Clara			
Maryland E. Shore						Maryland E. Shore			
Kentucky						Kentucky			
Ole Miss						Ole Miss			
Alabama						Alabama			
Texas A&M						Texas A&M			
Auburn						Auburn			
Ole Miss						Ole Miss			
Florida						Florida			
Vanderbilt						Vanderbilt			
Texas A&M						Texas A&M			
Kentucky						Kentucky			
Georgia						Georgia			
Auburn						Auburn			
LSU						LSU			
Arkansas						Arkansas			
Tennessee						Tennessee			
Missouri						Missouri			
Georgia						Georgia			
South Carolina						South Carolina			
SEC Tournament						SEC Tournament			

Mississippi State Scoring By The Half			Opponent Scoring By The Half		
Team	1st Half	2nd Half	Team	1st Half	2nd Half
Prairie View	38	33	Prairie View	28	28
Kennesaw State	35	43	Kennesaw State	31	24
Mississippi Valley State	44	50	Mississippi Valley State	29	43
Utah State	28	40	Utah State	44	43
Jackson State	23	35	Jackson State	28	28
Lowest First Half: 23, Jackson State			Lowest First Half: 28, Prairie View and Jackson St.		
Highest First Half: 44, Mississippi Valley State			Highest First Half: 44, Utah State		
Lowest Second Half: 33, Prairie View			Lowest Second Half: 24, Kennesaw State		
Highest Second Half: 50, Mississippi Valley State			Highest Second Half: 43, MVSU and Utah State		

33.6 40.2

MISSISSIPPI STATE BY THE NUMBERS

MSU'S 2013-14 RECORD WHEN . . .

Leads at Halftime	3-0
Trails at Halftime	1-1
Is Tied at Halftime	0-0
Shoots 45% or better from the field	2-1
Shoots less than 45% from the field	2-0
Opp. shoots less than 45% from the field	2-0
Opp. shoots 45% or better from the field	2-1
Outrebounds (or ties) the opponent	4-0
Outrebounded by the opponent	0-1
Fewer (or ties) TOs than opponent	2-1
More TOs than opponent	2-0
Holds opponents to 65 points or less	3-0
In games decided by 10 points or less	1-0

MSU'S 2013-14 RECORD IN . . .

All Games	4-1
Home Games	4-0
Road Games	0-1
Neutral-sites	0-0
Non-SEC Games	4-1
Non-SEC Home Games	4-0
Non-SEC Road Games	0-1
Non-SEC Neutral-site Games	0-0
SEC Games	0-0
SEC Home Games	0-0
SEC Road Games	0-0
SEC Tournament	0-0
November Games	4-1
December Games	0-0
January Games	0-0
February Games	0-0
March Games	0-0
Monday Games	0-0
Tuesday Games	1-0
Wednesday Games	1-0
Thursday Games	1-0
Friday Games	1-0
Saturday Games	0-1
Sunday Games	0-0
Overtime Games	0-0
Television Games	0-0
Games vs. Ranked Opponents	0-0

MISC. 2013-14 TEAM STATS

Largest Lead Surrendered in Loss:

Largest Deficit Overcome in Win:

7, Jackson State (11-27-13)

Largest Lead at Anytime:

27, Mississippi Valley State (11-19-13)

Largest Deficit Anytime:

21, Utah State (11-23-13)

MISCELLANEOUS MSU INDIVIDUAL STATISTICS

Games Scoring in Double Figures: Johnson 4, Ware 3, Borchert 3, Sword 3, Thomas 2, Bloodman, Applewhite, Ready

Games Scoring 20-plus Points: Ware

Games Scoring 30-plus Points:

Games Rebounding in Double Figures: Ware 4

Games With Double Figures in Assists:

Games With Double-Doubles: Ware 3

Games With Triple-Doubles:

Games As Team High Scorer (or co-leader): Ware 3, Thomas, Sword

Games As Team High Rebounder (or co-leader): Ware 5

Games As Team Leader in Assists (or co-leader): Bloodman 3, Applewhite, Ready, Sword

Games As Team Leader in Steals (or co-leader): Ready 2, Ware 2, Bloodman 2, Sword, Johnson, Applewhite, Thomas, Cunningham

Games As Team Leader in Blocks (or co-leader): Borchert 4, Ware, Sword, Applewhite, Thomas

Games As Team Leader in Turnovers (or co-leader): Sword 3, Applewhite 3, Thomas 2, Ware

MSU'S RECORD BY STARTING LINEUP

Ready, Applewhite, Sword, Borchert, Ware	1-0
Ready, Thomas, Sword, Borchert, Ware	1-0
Bloodman, Thomas, Sword, Borchert, Ware	2-1

GAME-BY-GAME STARTERS

<u>Opponent</u>	<u>Date</u>	<u>Guard</u>	<u>Guard</u>	<u>Guard</u>	<u>Forward</u>	<u>Forward</u>	<u>Record</u>
Prairie View	11/08/13	Ready	Applewhite	Sword	Borchert	Ware	1-0
Kennesaw State	11/14/13	Ready	Thomas	Sword	Borchert	Ware	2-0
Mississippi Valley	11/19/13	Bloodman	Thomas	Sword	Borchert	Ware	3-0
Utah State	11/23/13	Bloodman	Thomas	Sword	Borchert	Ware	3-1
Jackson State	11/27/13	Bloodman	Thomas	Sword	Borchert	Ware	4-1
Loyola							
TCU							
SE Louisiana							
Florida A&M							
Florida Gulf Coast							
South Florida							
UNLV/Santa Clara							
Maryland E. Shore							
Kentucky							
Ole Miss							
Alabama							
Texas A&M							
Auburn							
Ole Miss							
Florida							
Vanderbilt							
Texas A&M							
Kentucky							
Georgia							
Auburn							
LSU							
Arkansas							
Tennessee							
Missouri							
Georgia							
South Carolina							
SEC Tournament							

2013-14 Win-Loss Differential

Diff.	1	2	3	4	5	6	7	8	9	10	11	12	13	14	15	16	17	18	19	20	21	22	23	24	25+
Won		1													1							1	1		
Lost																				1					

MISSISSIPPI STATE BY THE NUMBERS

SEC ROAD RECORDS LAST 16 YEARS

Team	Record	Pct.
1. Kentucky	72-49595
2. Florida	64-57529
3. Tennessee	55-66455
4. Mississippi State	41-80339
5. Vanderbilt	38-83314
6. LSU	37-84306
7. Alabama	36-85289
T8. Georgia	29-92240
T8. Ole Miss	29-92240
10. Auburn	28-93231
11. South Carolina	25-96207
12. Arkansas	24-97198
13. Texas A&M	3-6333
14. Missouri	2-7222

DIFFERENCE BETWEEN WINNING AND LOSING

Wins	Stat	Losses
75.2	Points	68.0
59.8	Opp. Points	87.0
+15.5	Scoring Margin	-19.0
46.4%	FG%	45.6
42.0%	Opp. FG%	51.9
33.9%	3FG%	31.3
23.0%	Opp. 3FG%	47.8
39.5	Rebounds	23.0
29.8	Opp. Rebounds	41.0
+9.8	Rebound Margin	-18.0
13.0	Assists	18.0
15.8	Turnovers	14.0
9.8	Steals	8.0
3.8	Blocks	3.0

MSU Season and Career Totals

	2013-14	Career
Double-Figure Scoring		
Gavin Ware	3 (2-1)	17 (7-10)
Trivante Bloodman	1 (1-0)	7 (2-5)
Roquez Johnson	4 (4-0)	18 (11-7)
Craig Sword	4 (3-1)	19 (10-9)
Fred Thomas	2 (2-0)	17 (7-10)
Colin Borchert	3 (2-1)	16 (7-9)
I.J. Ready	1 (1-0)	1 (1-0)
Cunningham		1 (1-0)
Dre Applewhite	1 (0-1)	1 (0-1)
20-Plus Point Games		
Gavin Ware	1 (1-0)	2 (2-0)
Craig Sword		2 (0-2)
Colin Borchert		2 (2-0)
Fred Thomas		1 (1-0)
30-Plus Point Games		
10-Plus Rebound Games		
Gavin Ware	4 (3-1)	7 (5-2)
Colin Borchert		2 (2-0)
Double-Doubles		
Gavin Ware	3 (2-1)	5 (3-2)
Colin Borchert		1 (1-0)
3-Plus 3-Point Games		
Fred Thomas	1 (1-0)	5 (3-2)
Tyson Cunningham		1 (0-1)
Colin Borchert	2 (1-1)	5 (3-2)
10-Plus 3-Point Attempt Games		
Thomas		1 (0-1)
3-Plus Steal Games		
I.J. Ready	2 (2-0)	2 (2-0)
Colin Borchert		3 (2-1)
Fred Thomas	1 (1-0)	9 (5-4)
Craig Sword		8 (4-4)
Roquez Johnson		1 (0-1)
Tyson Cunningham		1 (1-0)
Trivante Bloodman	1 (1-0)	3 (1-2)
Gavin Ware	1 (1-0)	1 (1-0)
5-Plus Block Games		
Ware		1 (0-1)
5-Plus Made Free Throws		
Trivante Bloodman	1 (1-0)	9 (5-4)
Roquez Johnson	1 (1-0)	9 (5-4)
Craig Sword		5 (3-2)
Fred Thomas		3 (1-2)
Gavin Ware	1 (1-0)	3 (2-1)
Colin Borchert		1 (1-0)

Note: Record in games in ()

THE LAST TIME . . .

THE LAST TIME AN MSU PLAYER ...

Scored 30 or more points in a game:

32, Ravern Johnson vs. Tenn. St. (11-12-10)

Scored 33 or more points in a game:

33, Ravern Johnson vs. Troy (11-26-10)

Scored 34 or more points in a game:

34, Arnett Moultrie vs. UMass (3-13-12)

Scored 35 or more points in a game:

36, Jeff Malone at Ole Miss (2-19-83)

Scored 37 or more points in a game:

39, Jeff Malone vs. Alabama (1-31-83)

Scored 40 or more points in a game:

40, Rickey Brown vs. Auburn (3-7-77)

Scored 20+ points in back-to-back games:

Arnett Moultrie (21 vs. Vanderbilt 1-21-12;
28 vs. LSU 1-25-12)

Scored 20+ points in three-consecutive games:

Arnett Moultrie (20 vs. Troy 12-10-11; 21 vs.
West Va. 12-3-11; 20 vs. N. Texas 11-27-11)

Scored 20+ points in five-consecutive games:

Jeff Malone, 1982-83 (11 consecutive)

Scored 30+ points in back-to-back games:

Jeff Malone (36 at Ole Miss & 30 vs.
Georgia, 1982-83)

Scored 30+ points in three-consecutive games:

Jeff Malone (33 at LSU; 36 at Ole Miss &
30 vs. Georgia, 1982-83)

Made 10 field goals in a game:

10, Arnett Moultrie vs. LSU (1-25-12)

Made 11 field goals in a game:

11, Dee Bost vs. Auburn (2-13-10)

Made 12 field goals in a game:

12, Arnett Moultrie vs. UMass (3-13-12)

Made 13 field goals in a game:

13, Horatio Webster vs. SW Missouri St.
(11-23-97)

Made 14 field goals in a game:

14, Cameron Burns at Georgia (1-17-90)

Made 15 or more field goals in a game:

16, Raymond Brown vs. Florida (3-2-85)

Attempted 20 field goals in a game:

20, Ravern Johnson vs. St. Mary's (12-29-10)

Attempted 21 or more field goals in a game:

21, Dee Bost vs. Kentucky (2-16-10)

Attempted 23 or more field goals in a game:

23, Arnett Moultrie vs. UMass (3-13-12)

Attempted 25 field goals in a game:

25, Chuck Evans at Alabama (3-6-93)

Attempted 26 field goals in a game:

26, Tony Watts at Ole Miss (2-22-92)

Attempted 27 or more field goals in a game:

28, Jeff Malone vs. Vanderbilt (1-8-83)

Made six 3-pointers in a game:

6, Dee Bost vs. Old Dominion (11-28-09)

Made seven 3-pointers in a game:

7, Dee Bost vs. Troy (12-10-11)

Made eight or more 3-pointers in a game:

8, Winsome Frazier vs. UMKC (11-23-04)

Attempted 11 3-pointers in a game:

11, Dee Bost vs. Detroit (12-17-11)

Attempted 12 3-pointers in a game:

12, Ravern Johnson vs. ETSU (12-11-10)

Attempted 13 or more 3-pointers in a game:

13, Dee Bost vs. Troy (12-10-11)

Attempted 16 or more 3-pointers in a game:

17, Darryl Wilson vs. Alabama (3-4-95)

Made 14 or more free throws in a game:

14, Charles Rhodes vs. Oregon (3-21-08)

Made 15 or more free throws in a game:

18, Rich Knarr vs. Auburn (2-19-73)

Attempted 17 free throws in a game:

17, Jarvis Varnado at Houston (12-19-09)

Attempted 18 free throws in a game:

18, Charles Rhodes vs. Oregon (3-21-08)

Attempted 19 free throws in a game:

19, Carl Nichols vs. SE La. (12-1-88)

Had 16 rebounds in a game:

16, Kodi Augustus at Houston (12-19-09)

Had 17 rebounds in a game:

17, Jarvis Varnado at San Diego (12-31-09)

Had 18 or more rebounds in a game:

21, Wesley Morgan vs. SE La. (11-28-05)

Had 22 or more rebounds in a game:

23, Rickey Brown vs. Vanderbilt (12-6-79)

Had 24 or more rebounds in a game:

24, Wiley Peck vs. Alabama (1-27-79)

Had 10 or more offensive rebounds in a game:

11, Arnett Moultrie vs. Northwestern State
(12-22-11)

Had 10 defensive rebounds in a game:

10, Arnett Moultrie vs. Ole Miss (1-18-12)

Had 13 or more defensive rebounds in a game:

13, Colin Borchert (3-9-13)

Had 15 or more defensive rebounds in a game:

15, Jarvis Varnado at San Diego (12-31-09)

Had 10 assists in a game:

10, Dee Bost vs. LSU (1-25-11)

Had 11 assists in a game:

11, Dee Bost vs. Vanderbilt (3-11-11)

Had 13 assists in a game:

13, Dee Bost vs. Ole Miss (2-9-12)

Had 14 assists in a game:

14, Gary Ervin vs. Florida A&M (12-20-04)

Had 15 or more assists in a game:

16, Chuck Evans at UMKC (2-23-93)

Had 10 or more turnovers in a game:

10, Charles Rhodes vs. Nicholls (11-11-06)

Had five or more blocks in a game:

5, Gavin Ware at Loyola (12-15-12)

Had seven blocks in a game:

7, Jarvis Varnado at LSU (2-20-10)

Had eight blocks in a game:

8, Jarvis Varnado vs. Alabama (2-24-10)

Had nine blocks in a game:

9, Jarvis Varnado at Vanderbilt (2-3-10)

Had 10 blocks in a game:

10, Jarvis Varnado vs. Arkansas (1-14-10)

Had 10+ blocks in two consecutive games:

Jarvis Varnado (10 vs. Georgia & 10 vs.
Kentucky, 2007-08)

Had five steals in a game:

5, Fred Thomas vs. USC-SECT (3-13-13)

Had six or more steals in a game:

7, Fred Thomas vs. Florida (1-26-13)

LAST TIME AN MSU TEAM...

Scored 100 or more points:

106 vs. Troy (12-10-11)

Scored 100 or more points in an SEC game:

105 vs. Auburn (3-2-04)

Allowed 100 or more points in an SEC game:

115 at Arkansas (2-20-93)

Allowed 100 or more points in non-SEC play:

101 vs. UMass (3-13-12)

Was held to 52 points or less:

51 at Loyola (12-15-12)

Was held to 50 points:

50 vs. Alabama (2-25-12)

Was held to 49 points or less:

49 vs. Texas A&M (1-30-13)

Was held to 45 points or less:

43 vs. Alabama (1-16-13)

Was held to 40 points or less:

36 vs. Missouri (2-13-13)

Was held to 35 points or less:

31 vs. Vanderbilt (2-23-13)

Held opponent to 59 points or less:

59 vs. South Carolina - SECT (3-13-13)

Held opponent to 56 points or less:

56 vs. Jackson State (11-27-13)

Held opponent to 55 points or less:

55 vs. Kennesaw State (11-14-13)

Held opponent to 50 points or less:

46 vs. New Orleans (1-3-13)

Held opponent to 45 points or less:

45 vs. MVSU (12-28-09)

Held opponent to 42 points or less:

42 vs. Texas-San Antonio (12-4-12)

Held opponent to 39 points or less:

39 at LSU (1-9-08)

Shot 50 percent or better from the field:

.522 [35-67] vs. Miss. Valley State (11-19-13)

Shot 55 percent or better from the field:

.565 [35-62] vs. New Orleans (1-3-13)

Shot 60 percent or better from the field:

.604 [29-48] vs. Auburn (2-4-12)

Shot 65 percent or better from the field:

.660 [35-53] vs. Western Kentucky (1-5-09)

Was held to less than 35 percent from the field:

.345 [20-58] vs. Tennessee-SECT (3-14-13)

Was held to less than 30 percent from the field:

.283 [17-60] vs. North Carolina (11-19-12)

Was held to less than 25 percent from the field:

.175 [7-40] vs. Vanderbilt (2-23-13)

Held opp. to 35 percent or less from the field:

.338 [25-74] vs. Ole Miss (3-2-13)

Held opp. to 30 percent or less from the field:

.273 [15-55] vs. Texas-San Antonio (12-4-12)

Opponent shot 50 percent or better:

.519 [28-54], Utah State (11-23-13)

Made 35 or more field goals:

35 vs. Mississippi Valley State (11-19-13)

Made 40 or more field goals:

40 vs. Troy (12-10-11)

Attempted 70 or more shots from the field:

71 vs. Troy (12-10-11)

Attempted 80 or more shots from the field:

80 at Alabama (2-21-09)

Attempted just 40 shots from the field:

40 vs. Vanderbilt (2-23-13)

Attempted 39 or fewer shots from the field:

39 vs. Vanderbilt (2-12-05)

Made 10 or more 3-pointers:

11 vs. New Orleans (1-3-13)

Made 12 3-pointers:

12 vs. Auburn (2-4-12)

Made 15 3-pointers:

15 vs. North Carolina A&T (12-12-10)

Made 16 3-pointers:

16 vs. Troy (12-10-11)

Did not make a 3-pointer:

[0-10] vs. South Carolina (1-9-13)

Made just one 3-pointer:

vs. Southeastern Louisiana (11-28-05)

Made just two 3-pointers:

vs. Vanderbilt (2-23-13)

Attempted only 10 3-pointers:

10 vs. South Carolina (1-9-13)

Attempted six 3-pointers or less:

6 at Ole Miss (1-29-03)

Attempted 25 3-pointers:

25 vs. Ole Miss (2-9-12)

Attempted 26 3-pointers:

26 vs. South Carolina (3-5-11)

Attempted 27 or more 3-pointers:

29 vs. Ole Miss (1-18-12)

Attempted 30 or more 3-pointers:

31 vs. Troy (12-10-11)

Attempted 35 or more 3-pointers:

35 vs. Kentucky (2-16-10)

Made 31 or more free throws:

30 vs. Arkansas (1-15-05)

Made 40 or more free throws:

41 vs. LSU (2-11-09)

Made 50 or more free throws:

52 vs. LSU (2-11-09)

Made fewer than five free throws:

4 at Alabama (1-19-08)

Made fewer than four free throws:

3 vs. Baylor (12-28-11)

Made only 1 free throw:

1 at Kentucky (1-13-07)

Attempted 30 or more free throws:

33 vs. Alcorn State (11-27-12)

THE LAST TIME (CONTINUED) . . .

Attempted 35 or more free throws: 37 vs. Ole Miss (3-2-13)	Had 20 or more turnovers: 20 vs. South Carolina (3-6-13)	Had 13 blocked shots: 13 vs. Arkansas (1-14-10)
Attempted 40 or more free throws: 41 vs. Charlotte (11-29-06)	Had 21 or more turnovers: 21 vs. Prairie View (118-13)	Had 14 blocked shots: 14 vs. Texas-Pan American (11-24-09)
Attempted fewer than 10 free throws: 8, vs. Alabama (1-16-13)	Had 22 or more turnovers: 23 vs. Alabama (2-20-13)	Had 16 blocked shots: 16 vs. Georgia (1-12-08)
Had 50 or more rebounds: 51 vs. Prairie View (11-8-13)	Had 25 turnovers: 25 vs. UT Martin (11-17-07)	Had 10 steals: 10 vs. Mississippi Valley State (11-19-13)
Had 55 or more rebounds: 58 vs. Troy (12-10-05)	Had 29 or more turnovers: 29 at Arkansas (1-23-13)	Had 11 steals: 11 vs. Tennessee-SECT (3-14-13)
Had 59 or more rebounds: 59 at Houston (12-19-09)	Had 30 or more turnovers: 31 at Kentucky (1-7-97)	Had 12 steals: 12 vs. South Carolina -SECT (3-13-13)
Had fewer than 25 rebounds: 23 vs. Utah State (11-23-13)	Had 34 or more turnovers: 34 at Evansville (12-17-75)	Had 13 or more steals: 14 vs. South Carolina (1-9-13)
Had 20 or fewer rebounds: 20 vs. Florida (1-26-13)	Had fewer than 10 turnovers: 9 vs. LSU (2-16-13)	Had 15 or more steals: 15 vs. Kennesaw State (11-14-13)
Had 20 or more assists: 20 vs. Louisiana-Monroe (11-21-11)	Had five or fewer turnovers: 5 vs. Florida Atlantic (11-30-10)	Had 17 or more steals: 17 vs. Florida Atlantic (11-13-12)
Had 21 or more assists: 21 vs. Auburn (2-4-12)	Forced 25 or more turnovers 26 vs. Kennesaw State (11-14-13)	Had 20 or more steals: 20 vs. Nicholls State (11-17-01)
Had 25 or more assists: 25 vs. St. Bonaventure (12-05-09)	Had 10 blocked shots: 10 vs. Tennessee (1-12-12)	Had 1 steal or less: 1 vs. Vanderbilt (3-11-11)
Had 30 or more assists: 30 vs. Troy (12-10-11)	Had 11 blocked shots: 11 at Alabama (2-21-09)	
Had Fewer Than 5 Assists: 4, Vanderbilt (2-23-13)	Had 12 blocked shots: 12 vs. Troy (11-26-10)	

CHARTING THE BULLDOGS

Dunks

Gavin Ware	5
Roquez Johnson	2
Craig Sword	1
Colin Borchert	1

Charges Drawn

Fred Thomas	2
Tyson Cunningham	2
Craig Sword	2

Point Distribution (%)

Senior	63 (17.1 percent)
Junior	82 (22.2 percent)
Sophomore	160 (43.4 percent)
Freshman	64 (17.3 percent)

TOTAL: 369

First Sub

Roquez Johnson	4
Trivante Bloodman	1
Tyson Cunningham	1

Scored First Points

Dre Applewhite	1
Colin Borchert	1
Gavin ware	1
Craig Sword	1
Trivante Bloodman	1

How First Points Were Scored

3-pointer	1
Jumper	2
Layup	1
Dunk	
Free Throw	1

Final Three Minutes From FT Line

Trivante Bloodman	2-2
Craig Sword	2-2
Gavin Ware	1-2
Fred Thomas	1-2
Applewhite	1-1

TOTAL 7-9 (.778)

1 FRED THOMAS



Sophomore • Guard

6-5 • 206

JACKSON, MS

Jim Hill High School

Things To Note . . .

Did not play against Prairie View due to an NCAA-mandated one-game suspension. ... Responded by scoring a game-high 17 points against Kennesaw State. ... Totaled 11 points vs. JSU.

2013-14 Game-By-Game

Opponent	MIN	FG	Pct.	3FG	Pct.	FT	Pct.	O-D-R	PF	A	TO	B	S	PTS
N8 Prairie View	-DNP-													
N14 Kennesaw State	30	6-14	.429	4-8	.500	1-4	.250	2-1-3	3	3	0	1	3	17
N19 Mississippi Valley State	27	3-9	.333	1-3	.333	1-1	1.000	0-1-1	2	1	3	0	2	8
N23 Utah State	32	1-5	.200	0-2	.000	0-1	.000	0-2-2	2	2	3	2	0	2
N27 Jackson State	33	3-10	.300	1-4	.250	4-5	.800	0-6-6	3	0	2	0	0	11
D1 Loyola														
D5 TCU														
D13 Southeastern Louisiana														
D17 Florida A&M														
D19 Florida Gulf Coast														
D22 South Florida														
D23 TBA														
J2 Maryland-Eastern Shore														
J8 Kentucky														
J11 Ole Miss														
J15 Alabama														
J18 Texas A&M														
J22 Auburn														
J25 Ole Miss														
J30 Florida														
F1 Vanderbilt														
F5 Texas A&M														
F8 Kentucky														
F12 Georgia														
F15 Auburn														
F19 LSU														
F22 Arkansas														
F26 Tennessee														
M1 Missouri														
M5 Georgia														
M8 South Carolina														
M13 SECT														

Season & MSU Highs

Points

Season: 17, Kennesaw State (11-14-13)
 Career: 21, South Carolina (3-13-13)

Field Goals Made

Season: 6, Kennesaw State (11-14-13)
 Career: 6, six times,
 last vs. Kennesaw State (11-14-13)

Field Goals Attempted

Season: 14, Kennesaw State (11-14-13)
 Career: 15, Marquette (11-20-12)

3-Point FG Made

Season: 4, Kennesaw State (11-14-13)
 Career: 4, three times,
 last vs. Kennesaw State (11-14-13)

3-Point FG Attempted

Season: 8, Kennesaw State (11-14-13)
 Career: 10, twice,
 last vs. Providence (12-1-12)

Free Throws Made

Season: 1, twice,
 last vs. MVSU (11-19-13)
 Career: 8, Florida (1-26-13)

Free Throws Attempted

Season: 4, Kennesaw State (11-14-13)
 Career: 9, Florida (1-26-13)

Rebounds

Season: 6, Jackson State (11-27-13)
 Career: 7, Central Arkansas (12-22-12)

Assists

Season: 3, Kennesaw State (11-14-13)
 Career: 4, twice,
 last vs. South Carolina (3-6-13)

Blocks

Season: 2, Utah State (11-23-13)
 Career: 3, three times,
 last vs. South Carolina (3-13-13)

Steals

Season: 3, Kennesaw State (11-14-13)
 Career: 7, Florida (1-26-13)


Minutes

Season: 33, Jackson State (11-27-13)
 Career: 37, Texas (11-21-12)

CAREER STATS FOR FRED THOMAS

Year	GP-GS	Min/Avg	FG-FGA	Pct	3FM-3GA	Pct	FT-FTA	Pct	Rebs	PF-D	Ast	TO	Blk	Stl	Pts/Avg
2012-13	32-19	917/28.7	103-314	.328	41-172	.238	62-78	.795	112-3.5	45-1	43	49	27	56	309/9.7
2013-14	4-4	122/28.9	13-38	.342	6-17	.353	6-11	.545	12-3.0	10-0	6	8	3	5	38/9.5
TOTALS	36-23	1039/28.9	116-352	.330	47-189	.249	68-89	.764	124-3.4	55-1	49	57	30	61	347/9.6

2 DRE APPLEWHITE



Freshman • Guard

6-5 • 217

Memphis, TN

Central High School

Things To Note . . .

Started first-career game against Prairie View, while registering nine points and nine rebounds. ... Collected seven rebounds vs. MVSU. ... Netted a career-high 10 points at Utah State.

2013-14 Game-By-Game

Opponent	MIN	FG	Pct.	3FG	Pct.	FT	Pct.	O-D-R	PF	A	TO	B	S	PTS
N8 Prairie View	25	2-8	.250	1-2	.500	4-4	1.000	5-4-9	2	4	3	1	0	9
N14 Kennesaw State	11	1-3	.333	0-1	.000	1-2	.500	2-0-2	2	1	3	0	0	3
N19 Mississippi Valley State	20	2-3	.667	0-0	.000	5-6	.833	3-4-7	2	3	3	0	1	9
N23 Utah State	23	3-4	.750	1-1	1.000	3-4	.750	2-2-4	3	2	1	0	1	10
N27 Jackson State	13	1-5	.200	0-1	.000	0-2	.000	1-1-2	1	1	3	1	2	2
D1 Loyola														
D5 TCU														
D13 Southeastern Louisiana														
D17 Florida A&M														
D19 Florida Gulf Coast														
D22 South Florida														
D23 TBA														
J2 Maryland-Eastern Shore														
J8 Kentucky														
J11 Ole Miss														
J15 Alabama														
J18 Texas A&M														
J22 Auburn														
J25 Ole Miss														
J30 Florida														
F1 Vanderbilt														
F5 Texas A&M														
F8 Kentucky														
F12 Georgia														
F15 Auburn														
F19 LSU														
F22 Arkansas														
F26 Tennessee														
M1 Missouri														
M5 Georgia														
M8 South Carolina														
M13 SECT														

Season & MSU Highs

Points

Season: 10, Utah State (11-23-13)

Field Goals Made

Season: 3, Utah State (11-23-13)

Field Goals Attempted

Season: 8, Prairie View (11-8-13)

3-Point FG Made

Season: 1, twice,
last vs. Utah State (11-23-13)

3-Point FG Attempted

Season: 2, Prairie View (11-8-13)

Free Throws Made

Season: 5, MVSU (11-19-13)

Free Throws Attempted

Season: 6, MVSU (11-19-13)

Rebounds

Season: 9, Prairie View (11-8-13)

Assists

Season: 4, Prairie View (11-8-13)

Blocks

Season: 1, twice,
last vs. Jackson State (11-27-13)

Steals

Season: 2, Jackson State (11-27-13)

Minutes

Season: 25, Prairie View (11-8-13)

CAREER STATS FOR DRE APPLEWHITE

Year	GP-GS	Min/Avg	FG-FGA	Pct	3FM-3GA	Pct	FT-FTA	Pct	Rebs	PF-D	Asst	TO	Blk	Stl	Pts/Avg
2013-14	5-1	92/18.4	9-23	.391	2-5	.400	13-18	.722	24-4.8	10-0	11	13	1	4	33/6.6

3 COLIN BORCHERT



Senior • Forward

6-8 • 231

Phoenix, AZ

East Mississippi CC

Things To Note . . .

Started 25th career game against Prairie View, scoring seven points. ... Tallied 15 points, 4 rebounds, and 2 blocks against Kennesaw State. ... Added 14 points and tied a career-high with 4 assists against Mississippi Valley State. ... Tied a season-high with 15 points at Utah State. ... Had 2 blocks vs. JSU.

2013-14 Game-By-Game

Opponent	MIN	FG	Pct.	3FG	Pct.	FT	Pct.	O-D-R	PF	A	TO	B	S	PTS
N8 Prairie View	24	2-5	.400	1-3	.333	2-2	1.000	2-2-4	3	0	0	1	1	7
N14 Kennesaw State	29	5-13	.385	3-7	.429	2-2	1.000	1-3-4	4	1	2	2	1	15
N19 Mississippi Valley State	31	6-13	.462	2-5	.400	0-0	.000	1-3-4	2	4	1	2	1	14
N23 Utah State	23	6-12	.500	3-7	.429	0-0	.000	0-1-1	3	1	2	0	0	15
N27 Jackson State	30	3-6	.500	0-2	.000	0-0	.000	1-4-5	4	0	2	2	1	6
D1 Loyola														
D5 TCU														
D13 Southeastern Louisiana														
D17 Florida A&M														
D19 Florida Gulf Coast														
D22 South Florida														
D23 TBA														
J2 Maryland-Eastern Shore														
J8 Kentucky														
J11 Ole Miss														
J15 Alabama														
J18 Texas A&M														
J22 Auburn														
J25 Ole Miss														
J30 Florida														
F1 Vanderbilt														
F5 Texas A&M														
F8 Kentucky														
F12 Georgia														
F15 Auburn														
F19 LSU														
F22 Arkansas														
F26 Tennessee														
M1 Missouri														
M5 Georgia														
M8 South Carolina														
M13 SECT														

Season & MSU Highs

Points

Season: 15, twice,
last vs. Utah State (11-23-13)
Career: 21, Ole Miss (3-2-13)

Field Goals Made

Season: 6, twice,
last vs. Utah State (11-23-13)
Career: 8, New Orleans (1-3-13)

Field Goals Attempted

Season: 13, twice,
last vs. MVSU (11-19-13)
Career: 16, Tennessee (3-14-13)

3-Point FG Made

Season: 3, twice,
last vs. Utah State (11-23-13)
Career: 4, Auburn (3-9-13)

3-Point FG Attempted

Season: 7, twice,
last vs. Utah State (11-23-13)
Career: 7, four times,
last vs. Utah State (11-23-13)

Free Throws Made

Season: 2, twice,
last vs. Kennesaw State (11-14-13)
Career: 5, Central Arkansas (12-22-12)

Free Throws Attempted

Season: 2, twice,
last vs. Kennesaw State (11-14-13)
Career: 8, Central Arkansas (12-22-12)

Rebounds

Season: 5, Jackson State (11-27-13)
Career: 13, Auburn (3-9-13)

Assists

Season: 4, MVSU (11-19-13)
Career: 4, twice,
last vs. MVSU (11-19-13)

Blocks

Season: 2, three times,
last vs. Jackson State (11-27-13)
Career: 4, South Carolina (1-9-13)

Steals

Season: 1, four times,
last vs. Jackson State (11-27-13)
Career: 5, New Orleans (1-3-13)


Minutes

Season: 31, MVSU (11-19-13)
Career: 36, Auburn (3-9-13)

CAREER STATS For COLIN BORCHERT

Year	GP-GS	Min/Avg	FG-FGA	Pct	3FM-3GA	Pct	FT-FTA	Pct	Rebs	PF-D	Asst	TO	Blk	Stl	Pts/Avg
2012-13	29-24	783/27.0	100-242	.413	33-98	.337	27-41	.659	146-5.0	83-4	37	66	36	33	260/9.0
2013-14	4-4	107/26.8	19-43	.442	9-22	.409	4-4	1.000	13-3.3	12-0	6	5	5	3	51/12.8
TOTALS	33-28	890/27.0	119-285	.418	42-120	.350	31-45	.689	159-4.8	95-4	43	71	41	36	311/9.4

4 TRIVANTE BLOODMAN



Junior • Guard

6-0 • 182



Bronx, NY

Olney Central College

Things To Note . . .

Tallied seven points and six rebounds in 26 minutes against Prairie View. ... Scored 11 points and grabbed two steals in 16 minutes against Kennesaw State. ... Earned his first start of the season against Mississippi Valley State, tallying a game-high five assists and a career-high four steals. ... Notched a season-high six assists against Utah State.

2013-14 Game-By-Game

Opponent	MIN	FG	Pct.	3FG	Pct.	FT	Pct.	O-D-R	PF	A	TO	B	S	PTS
N8 Prairie View	26	3-7	.429	0-0	.000	1-2	.500	2-4-6	4	2	0	0	0	7
N14 Kennesaw State	16	2-3	.667	0-0	.000	7-9	.778	1-2-3	2	0	1	0	2	11
N19 Mississippi Valley State	27	4-5	.800	0-0	.000	0-0	.000	1-1-2	1	5	1	0	4	8
N23 Utah State	19	1-4	.250	0-2	.000	0-0	.000	0-0-0	4	6	2	0	1	2
N27 Jackson State	31	2-4	.500	1-2	.500	1-2	.500	0-1-1	1	2	1	0	2	6
D1 Loyola														
D5 TCU														
D13 Southeastern Louisiana														
D17 Florida A&M														
D19 Florida Gulf Coast														
D22 South Florida														
D23 TBA														
J2 Maryland-Eastern Shore														
J8 Kentucky														
J11 Ole Miss														
J15 Alabama														
J18 Texas A&M														
J22 Auburn														
J25 Ole Miss														
J30 Florida														
F1 Vanderbilt														
F5 Texas A&M														
F8 Kentucky														
F12 Georgia														
F15 Auburn														
F19 LSU														
F22 Arkansas														
F26 Tennessee														
M1 Missouri														
M5 Georgia														
M8 South Carolina														
M13 SECT														

Season & MSU Highs

Points

Season: 11, Kennesaw State (11-14-13)
 Career: 13, Missouri (2-13-13)

Field Goals Made

Season: 4, MVSU (11-19-13)
 Career: 4, four times,
 last vs. MVSU (11-19-13)

Field Goals Attempted

Season: 7, Prairie View (11-8-13)
 Career: 8, three times,
 last vs. Tennessee (3-14-13)

3-Point FG Made

Season: 1, Jackson State (11-27-13)
 Career: 2, Texas (11-21-12)

3-Point FG Attempted

Season: 2, twice,
 last vs. Jackson State (11-27-13)
 Career: 3, four times,
 last vs. Tennessee (3-14-13)

Free Throws Made

Season: 7, Kennesaw State (11-14-13)
 Career: 7, Kennesaw State (11-14-13)

Free Throws Attempted

Season: 9, Kennesaw State (11-14-13)
 Career: 9, Kennesaw State (11-14-13)

Rebounds

Season: 6, Prairie View (11-8-13)
 Career: 8, Providence (21-1-12)

Assists

Season: 6, Utah State (11-23-13)
 Career: 7, Florida Atlantic (11-13-12)

Blocks

Season:
 Career: 1, Georgia (1-12-13)

Steals

Season: 4, MVSU (11-19-13)
 Career: 4, MVSU (11-19-13)

Minutes

Season: 31, Jackson State (11-27-13)
 Career: 39, Auburn (3-9-13)

CAREER STATS FOR TRIVANTE BLOODMAN

Year	GP-GS	Min/Avg	FG-FGA	Pct	3FM-3GA	Pct	FT-FTA	Pct	Rebs	PF-D	Ass	TO	Blk	Stl	Pts/Avg
2012-13	32-32	931/29.1	51-145	.352	12-43	.279	82-113	.726	104-3.3	82-2	75	88	1	37	196/6.1
2013-14	5-3	119/23.8	12-23	.522	1-4	.250	9-13	.692	12-2.4	12-0	15	5	0	9	34/6.8
TOTALS	37-35	1050/28.4	63-168	.375	13-47	.277	91-126	.722	116-3.1	94-2	90	93	1	46	230/6.2

A portrait of a young man with short dark hair, wearing a maroon basketball jersey with white trim. The jersey features the Adidas logo on the upper left and the text "MISSISSIPPI STATE" in white block letters. He is standing against a grey background.

6-3 • 170
Jackson, MS

Things To Note . . .

[illegible]

Points

Season:

Field Goals Made

Season:

Field Goals Attempted

Season:

3-Point FG Made

Season:

3-Point FG Attempted

Season:

Free Throws Made

Season:

Free Throws Attempted

Season:

Rebounds

Season:

Assists

Season:

Blocks

Season:

Steals

Season:

Minutes

Season:

[illegible]

11 JACOBY DAVIS



Freshman • Guard

6-1 • 191

Charlotte, N.C.

West Charlotte HS

Things To Note . . .

Saw first career action against Kennesaw State after missing all of last year the first game this season with a knee injury. ... Scored first career points vs. Mississippi Valley State on a 3-pointer and finished with 6. ... Logged a career-high 21 minutes against Utah State, scoring five points. ... Also had 6 points vs. JSU.

2013-14 Game-By-Game

Opponent	MIN	FG	Pct.	3FG	Pct.	FT	Pct.	O-D-R	PF	A	TO	B	S	PTS
N8 Prairie View	-DNP-													
N14 Kennesaw State	2	0-1	.000	0-1	.000	0-0	.000	0-0-0	0	1	0	0	0	0
N19 Mississippi Valley State	13	2-3	.667	2-3	.667	0-1	.000	1-1-2	1	0	0	0	1	6
N23 Utah State	21	1-6	.167	1-4	.250	2-2	1.000	0-0-0	2	0	0	0	0	5
N27 Jackson State	9	2-3	.333	2-3	.667	0-0	.000	1-1-2	1	0	0	0	0	6
D1 Loyola														
D5 TCU														
D13 Southeastern Louisiana														
D17 Florida A&M														
D19 Florida Gulf Coast														
D22 South Florida														
D23 TBA														
J2 Maryland-Eastern Shore														
J8 Kentucky														
J11 Ole Miss														
J15 Alabama														
J18 Texas A&M														
J22 Auburn														
J25 Ole Miss														
J30 Florida														
F1 Vanderbilt														
F5 Texas A&M														
F8 Kentucky														
F12 Georgia														
F15 Auburn														
F19 LSU														
F22 Arkansas														
F26 Tennessee														
M1 Missouri														
M5 Georgia														
M8 South Carolina														
M13 SECT														

Season & MSU Highs

Points

Season: 6, twice,
last vs. Jackson State (11-27-13)

Field Goals Made

Season: 2, twice,
last vs. Jackson State (11-27-13)

Field Goals Attempted

Season: 6, Utah State (11-23-13)

3-Point FG Made

Season: 2, twice,
last vs. Jackson State (11-27-13)

3-Point FG Attempted

Season: 4, Utah State (11-23-13)

Free Throws Made

Season: 2, Utah State (11-23-13)

Free Throws Attempted

Season: 2, Utah State (11-23-13)

Rebounds

Season: 2, twice,
last vs. Jackson State (11-27-13)

Assists

Season: 1, Kennesaw State (11-14-13)

Blocks

Season:

Steals

Season: 1, Miss. Valley State (11-19-13)

Minutes

Season: 21, Utah State (11-23-13)

CAREER STATS FOR JACOBY DAVIS

Year	GP-GS	Min/Avg	FG-FGA	Pct	3FM-3GA	Pct	FT-FTA	Pct	Rebs	PF-D	Ast	TO	Blk	Stl	Pts/Avg
2013-14	4-0	45/11.3	5-13	.395	5-11	.455	2-3	.667	4-1.0	4-0	1	0	0	1	17/4.3

15 I.J. READY



Freshman • Guard

5-11 • 170

Little Rock, AR

Parkview Magnet HS

Things To Note . . .

Started first-career game against Prairie View, registering 14 points to go along with his three steals and two assists. ... Recorded a team-high six assists against Kennesaw State. ... Missed last four games after suffering a hamstring injury against Kennesaw State.

2013-14 Game-By-Game

Opponent	MIN	FG	Pct.	3FG	Pct.	FT	Pct.	O-D-R	PF	A	TO	B	S	PTS
N8 Prairie View	30	6-10	.600	2-3	.667	0-0	.000	1-2-3	1	2	3	0	3	14
N14 Kennesaw State	24	0-2	.000	0-2	.000	0-0	.000	1-1-2	0	6	1	0	3	0
N19 Mississippi Valley State	-DNP-													
N23 Utah State	-DNP-													
N27 Jackson State	-DNP-													
D1 Loyola														
D5 TCU														
D13 Southeastern Louisiana														
D17 Florida A&M														
D19 Florida Gulf Coast														
D22 South Florida														
D23 TBA														
J2 Maryland-Eastern Shore														
J8 Kentucky														
J11 Ole Miss														
J15 Alabama														
J18 Texas A&M														
J22 Auburn														
J25 Ole Miss														
J30 Florida														
F1 Vanderbilt														
F5 Texas A&M														
F8 Kentucky														
F12 Georgia														
F15 Auburn														
F19 LSU														
F22 Arkansas														
F26 Tennessee														
M1 Missouri														
M5 Georgia														
M8 South Carolina														
M13 SECT														

Season & MSU Highs

Points

Season: 14, Prairie View (11-8-13)

Field Goals Made

Season: 6, Prairie View (11-8-13)

Field Goals Attempted

Season: 10, Prairie View (11-8-13)

3-Point FG Made

Season: 2, Prairie View (11-8-13)

3-Point FG Attempted

Season: 3, Prairie View (11-8-13)

Free Throws Made

Season:

Free Throws Attempted

Season:

Rebounds

Season: 3, Prairie View (11-8-13)

Assists

Season: 6, Kennesaw State (11-14-13)

Blocks

Season:

Steals

Season: 3, twice,
last vs. Kennesaw State (11-14-13)

Minutes

Season: 30, Prairie View (11-8-13)

CAREER STATS FOR I.J. READY

Year	GP-GS	Min/Avg	FG-FGA	Pct	3FM-3GA	Pct	FT-FTA	Pct	Rebs	PF-D	Ast	TO	Blk	Stl	Pts/Avg
2013-14	2-2	54/27.0	6-12	.500	2-5	.400	0-0	.000	5-2.5	1-0	8	4	0	6	14/7.0

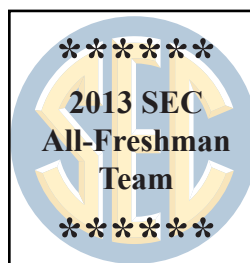
20 **GAVIN WARE**

Sophomore • Forward

6-9 • 268

Starkville, MS

Starkville High School

**Things To Note . . .**

Notched third-career double-double against Prairie View with 15 points and a career-high 15 rebounds. ... Shot a perfect 4-4 from the field against Kennesaw State, scoring nine points and grabbing 10 rebounds. ... Scored a career-high 23 points and notched his third-straight double-double with 11 rebounds against Mississippi Valley State. ... Recorded his third double-double of the season with 19 points and 10 rebounds at Utah State.

2013-14 Game-By-Game

Opponent	MIN	FG	Pct.	3FG	Pct.	FT	Pct.	O-D-R	PF	A	TO	B	S	PTS
N8 Prairie View	31	6-11	.545	0-0	.000	3-5	.600	8-7-15	1	0	4	0	1	15
N14 Kennesaw State	23	4-4	1.000	0-0	.000	1-3	.333	4-6-10	2	0	1	0	3	9
N19 Mississippi Valley State	26	8-11	.727	0-0	.000	7-11	.636	3-8-11	1	0	1	1	0	23
N23 Utah State	33	8-13	.615	0-0	.000	3-4	.750	3-7-10	3	1	1	1	2	19
N27 Jackson State	25	2-5	.400	0-0	.000	0-0	.000	2-5-7	1	0	3	2	0	4
D1 Loyola														
D5 TCU														
D13 Southeastern Louisiana														
D17 Florida A&M														
D19 Florida Gulf Coast														
D22 South Florida														
D23 TBA														
J2 Maryland-Eastern Shore														
J8 Kentucky														
J11 Ole Miss														
J15 Alabama														
J18 Texas A&M														
J22 Auburn														
J25 Ole Miss														
J30 Florida														
F1 Vanderbilt														
F5 Texas A&M														
F8 Kentucky														
F12 Georgia														
F15 Auburn														
F19 LSU														
F22 Arkansas														
F26 Tennessee														
M1 Missouri														
M5 Georgia														
M8 South Carolina														
M13 SECT														

Season & MSU Highs**Points**

Season: 23, MVSU (11-19-13)
 Career: 23, MVSU (11-19-13)

Field Goals Made

Season: 8, twice,
 last vs. Utah State (11-23-13)
 Career: 8, three times,
 last vs. Utah State (11-23-13)

Field Goals Attempted

Season: 13, Utah State (11-23-13)
 Career: 13, Utah State (11-23-13)

3-Point FG Made

Season:
 Career:

3-Point FG Attempted

Season:
 Career:

Free Throws Made

Season: 7, MVSU (11-19-13)
 Career: 7, twice,
 last vs. MVSU (11-19-13)

Free Throws Attempted

Season: 11, MVSU (11-19-13)
 Career: 11, MVSU (11-19-13)

Rebounds

Season: 15, Prairie View (11-8-13)
 Career: 15, Prairie View (11-8-13)

Assists

Season: 1, Utah State (11-23-13)
 Career: 2, Arkansas (1-23-13)

Blocks

Season: 2, Jackson State (11-27-13)
 Career: 5, Loyola (12-15-12)

Steals

Season: 3, Kennesaw State (11-14-13)
 Career: 3, Kennesaw State (11-14-13)

Minutes

Season: 33, Utah State (11-23-13)
 Career: 36, Texas A&M (1-30-13)

CAREER STATS FOR GAVIN WARE

Year	GP-GS	Min/Avg	FG-FGA	Pct	3FM-3GA	Pct	FT-FTA	Pct	Rebs	PF-D	Ast	TO	Blk	Stl	Pts/Avg
2012-13	32-27	824/25.8	110-203	.542	0-0	.000	50-89	.562	206-6.4	65-2	9	40	24	15	270/8.4
2013-14	5-5	138/27.6	28-44	.636	0-0	.000	14-23	.609	53-10.6	8-0	1	10	4	6	70/14.0
TOTALS	37-32	962/26.0	138-247	.559	0-0	.000	64-112	.571	259-7.0	73-2	10	50	28	21	340/9.2

24 TYSON CUNNINGHAM



Senior • Guard

6-3 • 197

Columbus, MS

Columbus High School

Things To Note . . .

Tallied two assists and three steals in the season opening win against Prairie View. ... Scored four points in a season-high 20 minutes against Mississippi Valley State.

2013-14 Game-By-Game

Opponent	MIN	FG	Pct.	3FG	Pct.	FT	Pct.	O-D-R	PF	A	TO	B	S	PTS
N8 Prairie View	19	1-6	.167	0-2	.000	0-0	.000	0-1-1	3	2	0	0	3	2
N14 Kennesaw State	11	0-1	.000	0-1	.000	0-0	.000	0-1-1	1	0	0	0	2	0
N19 Mississippi Valley State	20	2-4	.500	0-1	.000	0-0	.000	1-0-1	3	1	0	0	0	4
N23 Utah State	7	0-0	.000	0-0	.000	0-0	.000	0-0-0	0	0	0	0	0	0
N27 Jackson State	8	0-0	.000	0-0	.000	0-0	.000	0-0-0	0	1	3	0	0	0
D1 Loyola														
D5 TCU														
D13 Southeastern Louisiana														
D17 Florida A&M														
D19 Florida Gulf Coast														
D22 South Florida														
D23 TBA														
J2 Maryland-Eastern Shore														
J8 Kentucky														
J11 Ole Miss														
J15 Alabama														
J18 Texas A&M														
J22 Auburn														
J25 Ole Miss														
J30 Florida														
F1 Vanderbilt														
F5 Texas A&M														
F8 Kentucky														
F12 Georgia														
F15 Auburn														
F19 LSU														
F22 Arkansas														
F26 Tennessee														
M1 Missouri														
M5 Georgia														
M8 South Carolina														
M13 SECT														

Season & MSU Highs

Points

Season: 4, MVSU (11-19-13)
 Career: 10, Central Arkansas (12-22-12)

Field Goals Made

Season: 2, MVSU (11-19-13)
 Career: 3, twice,
 last vs. Arkansas (1-23-13)

Field Goals Attempted

Season: 6, Prairie View (11-8-13)
 Career: 6, twice,
 last vs. Prairie View (11-8-13)

3-Point FG Made

Season:
 Career: 3, Arkansas (1-23-13)

3-Point FG Attempted

Season: 2, Prairie View (11-8-13)
 Career: 5, Central Arkansas (12-22-12)

Free Throws Made

Season:
 Career: 2, four times,
 last vs. Alabama (2-20-13)

Free Throws Attempted

Season:
 Career: 2, four times,
 last vs. Alabama (2-20-13)

Rebounds

Season: 1, three times,
 last vs. MVSU (11-19-13)
 Career: 6, twice,
 last vs. South Carolina (3-6-13)

Assists

Season: 2, Prairie View (11-8-13)
 Career: 3, five times,
 last vs. South Carolina (3-13-13)

Blocks

Season:
 Career: 1, twice,
 last vs. LSU (2-2-13)

Steals

Season: 3, Prairie View (11-8-13)
 Career: 3, twice,
 last vs. Prairie View (11-8-13)

Minutes

Season: 20, MVSU (11-19-13)
 Career: 30, twice,
 last vs. Texas (11-21-12)

CAREER STATS FOR TYSON CUNNINGHAM

Year	GP-GS	Min/Avg	FG-FGA	Pct	3FM-3GA	Pct	FT-FTA	Pct	Rebs	PF-D	Ast	TO	Blk	Stl	Pts/Avg
2011-12	10-0	14/1.4	0-11	.000	0-4	.000	0-0	.000	1-0.1	4-0	0	1	0	1	0/0.0
2012-13	32-4	662/20.7	25-68	.368	19-46	.413	8-13	.615	76-2.4	42-1	43	32	2	22	77/2.4
2013-14	5-0	65/13.0	3-11	.273	0-4	.000	0-0	.000	3-0.6	7-0	4	2	0	5	6/1.2
TOTALS	47-4	741/15.8	28-90	.311	19-54	.352	8-13	.615	80-1.7	53-1	47	35	2	28	83/1.8

25 ROQUEZ JOHNSON



Junior • Forward

6-7 • 210

Montgomery, AL

G.W. Carver High School

Things To Note . . .

Registered 11 points and seven rebounds in 16 minutes against Prairie View. ... Scored 10 points and grabbed three rebounds against Kennesaw State. ... Tallied a season-best 12 points against Mississippi Valley State while also collecting five rebounds and two assists. ... Totaled 11 points vs. JSU.

2013-14 Game-By-Game

Opponent	MIN	FG	Pct.	3FG	Pct.	FT	Pct.	O-D-R	PF	A	TO	B	S	PTS
N8 Prairie View	16	5-8	.625	0-0	.000	1-4	.250	3-4-7	3	0	4	0	0	11
N14 Kennesaw State	25	4-6	.667	0-1	.000	2-4	.500	2-1-3	2	0	0	0	0	10
N19 Mississippi Valley State	23	3-11	.273	0-1	.000	6-8	.750	3-2-5	2	2	1	0	0	12
N23 Utah State	12	1-2	.500	0-0	.000	2-3	.667	0-2-2	5	1	2	0	2	4
N27 Jackson State	25	2-3	.667	0-0	.000	7-8	.875	0-2-2	1	0	1	0	0	11
D1 Loyola														
D5 TCU														
D13 Southeastern Louisiana														
D17 Florida A&M														
D19 Florida Gulf Coast														
D22 South Florida														
D23 TBA														
J2 Maryland-Eastern Shore														
J8 Kentucky														
J11 Ole Miss														
J15 Alabama														
J18 Texas A&M														
J22 Auburn														
J25 Ole Miss														
J30 Florida														
F1 Vanderbilt														
F5 Texas A&M														
F8 Kentucky														
F12 Georgia														
F15 Auburn														
F19 LSU														
F22 Arkansas														
F26 Tennessee														
M1 Missouri														
M5 Georgia														
M8 South Carolina														
M13 SECT														

Season & MSU Highs

Points

Season: 12, MVSU (11-19-13)
 Career: 18, Texas (11-21-12)

Field Goals Made

Season: 5, Prairie View (11-8-13)
 Career: 7, twice,
 last vs. Texas (11-21-12)

Field Goals Attempted

Season: 11, MVSU (11-19-13)
 Career: 13, North Carolina (11-19-12)

3-Point FG Made

Season: 1, five times,
 Career: last vs. Florida (2-9-13)

3-Point FG Attempted

Season: 1, twice,
 last vs. MVSU (11-19-13)
 Career: 3, North Carolina (11-19-12)

Free Throws Made

Season: 7, Jackson State (11-27-13)
 Career: 8, South Carolina (1-9-13)

Free Throws Attempted

Season: 8, twice,
 last vs. Jackson State (11-27-13)
 Career: 11, Providence (21-1-12)

Rebounds

Season: 7, Prairie View (11-8-13)
 Career: 8, twice,
 last vs. South Carolina (3-13-13)

Assists

Season: 2, MVSU (11-19-13)
 Career: 2, twice,
 last vs. MVSU (11-19-13)

Blocks

Season: 3, twice,
 Career: last vs. Auburn (3-9-13)

Steals

Season: 2, Utah State (11-23-13)
 Career: 6, Texas (11-21-12)


Minutes

Season: 25, twice,
 last vs. v
 Career: 36, Texas (11-21-12)

CAREER STATS FOR ROQUEZ JOHNSON

Year	GP-GS	Min/Avg	FG-FGA	Pct	3FM-3GA	Pct	FT-FTA	Pct	Rebs	PF-D	Asst	TO	Blk	Stl	Pts/Avg
2011-12	13-0	45/3.5	0-3	.000	0-0	.000	1-6	.167	11-0.8	6-0	0	6	3	1	1/0.1
2012-13	28-8	730/26.1	77-181	.425	5-18	.278	87-146	.596	127-4.5	69-2	12	70	15	22	246/8.8
2013-14	5-0	101/20.2	15-30	.500	0-2	.000	18-27	.667	19-43.8	13-1	3	8	0	2	48/9.6
TOTALS	46-8	876/19.0	92-214	.430	5-20	.250	106-179	.592	157-3.4	88-3	15	84	18	25	295/6.4

32 CRAIG SWORD




Sophomore • Guard

6-3 • 194

Montgomery, AL

G.W. Carver High School



Things To Note . . .

Earned 31st-career start in the season opener against Prairie View, scoring six points. ... Tallied 13 points, four assists, and three rebounds against Kennesaw State. ... Recorded 10 points and four rebounds in 13 minutes against Mississippi Valley State. ... Netted 11 points and tallied a season-high five assists against Utah State. ... Scored all 12 points vs. JSU in second half and had what proved to be game-winning shot.

2013-14 Game-By-Game

Opponent	MIN	FG	Pct.	3FG	Pct.	FT	Pct.	O-D-R	PF	A	TO	B	S	PTS
N8 Prairie View	29	2-9	.222	0-2	.000	2-4	.500	3-2-5	2	3	6	0	0	6
N14 Kennesaw State	29	6-13	.462	1-2	.500	0-1	.000	1-2-3	3	4	3	1	1	13
N19 Mississippi Valley State	13	5-8	.625	0-1	.000	0-0	.000	1-3-4	3	1	1	0	1	10
N23 Utah State	30	5-11	.455	0-0	.000	1-3	.333	1-3-4	4	5	2	0	2	11
N27 Jackson State	26	5-10	.500	0-1	.000	2-2	1.000	2-3-5	4	2	3	2	1	12
D1 Loyola														
D5 TCU														
D13 Southeastern Louisiana														
D17 Florida A&M														
D19 Florida Gulf Coast														
D22 South Florida														
D23 TBA														
J2 Maryland-Eastern Shore														
J8 Kentucky														
J11 Ole Miss														
J15 Alabama														
J18 Texas A&M														
J22 Auburn														
J25 Ole Miss														
J30 Florida														
F1 Vanderbilt														
F5 Texas A&M														
F8 Kentucky														
F12 Georgia														
F15 Auburn														
F19 LSU														
F22 Arkansas														
F26 Tennessee														
M1 Missouri														
M5 Georgia														
M8 South Carolina														
M13 SECT														

Season & MSU Highs

Points

Season: 13, Kennesaw State (11-14-13)
 Career: 25, LSU (2-16-13)

Field Goals Made

Season: 6, Kennesaw State (11-14-13)
 Career: 9, twice,
 last vs. Tennessee (3-14-13)

Field Goals Attempted

Season: 13, Kennesaw State (11-14-13)
 Career: 17, twice,
 last vs. Tennessee (3-14-13)

3-Point FG Made

Season: 1, Kennesaw State (11-14-13)
 Career: 2, three times,
 last vs. South Carolina (3-6-13)

3-Point FG Attempted

Season: 2, twice,
 last vs. Kennesaw State (11-14-13)
 Career: 7, Providence (12-1-12)

Free Throws Made

Season: 2, twice,
 last vs. Jackson State (11-27-13)
 Career: 7, LSU (2-16-13)

Free Throws Attempted

Season: 4, Prairie View (11-8-13)
 Career: 10, twice,
 last vs. LSU (2-16-13)

Rebounds

Season: 5, twice,
 last vs. Jackson State (11-27-13)
 Career: 8, Florida (2-9-13)

Assists

Season: 5, Utah State (11-23-13)
 Career: 9, Ole Miss (3-2-13)

Blocks

Season: 2, Jackson State (11-27-13)
 Career: 2, five times,
 last vs. Jackson State (11-27-13)

Steals

Season: 2, Utah State (11-23-13)
 Career: 5, twice,
 last vs. Florida (1-26-13)

Minutes

Season: 30, Utah State (11-23-13)
 Career: 37, Auburn (3-9-13)

CAREER STATS FOR CRAIG SWORD

Year	GP-GS	Min/Avg	FG-FGA	Pct	3FM-3GA	Pct	FT-FTA	Pct	Rebs	PF-D	Ast	TO	Blk	Stl	Pts/Avg
2012-13	32-30	854/26.7	120-296	.405	13-67	.194	82-148	.554	92-2.9	92-8	75	127	14	55	335/10.5
2013-14	5-5	127/25.4	23-51	.451	1-6	.167	5-10	.500	21-4.2	16-0	15	15	3	5	52/10.4
TOTALS	37-35	981/26.5	143-347	.412	14-73	.192	87-158	.551	113-3.1	108-8	90	142	17	60	387/10.5

EXHIBITION 1 — Nov. 3, 2013

Mississippi State 86
Auburn Montgomery 57

Humphrey Coliseum • 3 p.m.
Starkville, MS

Colin Borchert scored 23 points and Gavin Ware posted a double-double as Mississippi State defeated Auburn-Montgomery, 86-57.

MSU scored the game's first five points and never trailed in the contest. The Bulldogs shot 51.7 percent from the floor and used its significant height advantage to post plus-11 rebounding advantage against the Division II Warhawks.

In his MSU point guard debut, I.J. Ready had a solid start. In 22 minutes of play, Ready scored only two points but was credited with four assists and two steals, with only one turnover.

For the contest, the Bulldogs shot better than 50 percent each half and hit 42.9 percent from 3-point range. Borchert led the offensive attack with an 8-for-9 night from the field and a 5-of-6 night from the free throw line.

Ware, a sophomore from Starkville, scored 10 points and collected a game-high 12 rebounds for the double-double.

The Bulldogs used defensive pressure to key a 12-2 run early. A free throw by Ware capped the run and pushed the MSU advantage to 21-10 with 8:49 left in the half. AUM hit a couple of 3-point baskets to fight back within 12.

Leading 33-19, MSU ended the half with an 11-3 run for a 44-22 halftime advantage.

The Bulldogs continued the strong offensive play to start the second half, as the lead was quickly pushed out to 56-24 at the first media timeout of the second half.

MSU held a 42-31 rebounding advantage.

Auburn Montgomery

Player	FG	3FG	FT	RB	PF	PT	A	Min
Wade	f 2-5	0-0	2-2	2	4	6	0	21
Davis	g 1-9	1-2	1-3	1	1	4	1	20
Jones	g 0-4	0-3	1-3	5	2	0	0	20
Jackson	g 2-3	0-1	0-0	2	0	4	3	22
Howard	g 0-2	0-1	0-0	0	1	0	0	3
Murphy	6-13	0-1	0-0	8	1	12	5	31
Person	3-3	0-0	0-0	1	5	6	1	15
Washington	1-3	0-0	2-4	1	3	4	0	15
Harrell	3-6	2-4	0-0	2	4	8	1	22
Carney	3-9	2-7	0-0	0	1	8	0	14
Harris	2-6	0-0	1-2	5	2	5	0	17
TOTALS	23-63	5-19	6-11	31	24	57	11	200

Mississippi State

Player	FG	3FG	FT	RB	PF	PT	A	Min
Borchert	f 8-9	2-2	5-6	6	1	23	0	25
Ware	f 3-7	0-0	4-7	12	3	10	0	23
Thomas	g 3-7	2-5	0-0	3	2	8	0	23
Ready	g 1-3	0-0	0-0	0	0	2	4	22
Sword	g 6-10	0-1	0-0	2	0	12	2	19
Applewhite	3-4	2-3	4-4	4	1	12	3	19
Bloodman	2-6	0-2	3-4	5	3	7	5	23
Prater	0-0	0-0	0-0	0	0	0	0	6
Cunningham	1-4	0-1	2-2	2	1	4	1	18
Johnson	3-8	0-0	2-2	6	2	8	3	22
TOTALS	30-58	6-14	20-25	42	13	86	18	200

Halftime: MSU 44, AUM 22. FG%: MSU 53.6%, AUM 34.6%. 3FG%: MSU 30.0%, AUM 20.0%. FT%: MSU 91.7%, AUM 75.0%. Turnovers: MSU 15 (Ware 4), AUM 20 (Murphy 4). Blocked Shots: MSU 6 (Borchert 3), AUM 1 (Wade 1). Steals: MSU 10 (Ware 3), AUM 6 (Murphy 3). Officials: Ed Corbet, Tony Henderson, Marc Ellard. Attendance: N/A.

GAME 1 — Nov. 8, 2013

Mississippi State 71
Prairie View 56

Humphrey Coliseum • 7 p.m.
Starkville, MS

Mississippi State used a dominating inside game to beat Prairie View, 71-56.

Gavin Ware posted his third career double-double (15 points and 15 rebounds).

In his MSU debut, freshman guard I.J. Ready added 14 points, two assists and three steals in 30 minutes of work.

MSU shot 42.2 percent from the floor but was plagued by 21 turnovers. Despite the tighter restrictions on foul calling, the Bulldogs did well there, only being called for 19 personals.

Leading 62-55, the Bulldogs followed a timeout with three straight defensive turnovers and three baskets on the other end for a game-clinching 7-0 run.

MSU scored the game's first five points and held a sizeable lead throughout the contest. A layup by Johnson capped an 11-2 run and extended the lead to 18-9. Prairie View closed within five at 22-17 only to see more full-court pressure lead to a 7-1 run and a 29-18 lead for the Bulldogs.

That last spurt helped push MSU to a 38-28 lead at the intermission.

MSU extended the lead to 45-29 on an old-fashioned 3-point play by Ware. Still, the Panthers had a couple of strong offensive possessions where they beat the Bulldogs back down the court to stay in the contest.

A 3-point basket by Montrael Scott whittled the lead to 62-55 before the game-decisive run. That run included a layup by Trivante Bloodman, a 3-pointer by Ready and a layup by Colin Borchert.

MSU held a 51-27 rebounding advantage.

Prairie View

Player	FG	3FG	FT	RB	PF	PT	A	Min
Robinson	f 1-6	0-5	0-0	1	1	2	0	28
Chapman	f 2-2	0-0	1-2	3	4	5	0	21
Hagood	f 4-5	0-0	3-4	2	3	11	3	32
Brisco	g 0-6	0-5	0-0	2	1	0	0	21
Scott	g 5-12	1-3	4-6	3	3	15	1	30
Adams	0-0	0-0	0-0	0	0	0	1	7
Munks	3-12	1-6	6-8	4	2	13	1	25
Agho	2-2	0-0	1-1	3	3	5	0	16
Montgomery	2-3	1-1	0-0	5	2	5	0	10
Jenkins	0-0	0-0	0-0	0	3	0	0	6
York	0-2	0-2	0-0	0	0	0	0	4
TOTALS	19-50	3-22	15-21	27	22	56	6	200

Mississippi State

Player	FG	3FG	FT	RB	PF	PT	A	Min
Borchert	f 2-5	1-3	2-2	4	3	7	0	24
Ware	f 6-11	0-0	3-5	15	1	15	0	31
Applewhite	g 2-8	1-2	4-4	9	2	9	4	25
Ready	g 6-10	2-3	0-0	3	1	14	2	30
Sword	g 2-9	0-2	2-4	5	2	6	3	29
Bloodman	3-7	0-0	1-2	6	4	7	2	26
Cunningham	1-6	0-2	0-0	1	3	2	2	19
Johnson	5-8	0-0	1-4	7	3	11	0	16
TOTALS	27-64	4-12	13-21	51	19	71	13	200

Halftime: MSU 38, PV 28. FG%: MSU 42.2%, PV 38.0%. 3FG%: MSU 33.3%, PV 13.6%. FT%: MSU 61.9%, PV 71.4%. Turnovers: MSU 21 (Sword 6), PV 19 (Hagood 5). Blocked Shots: MSU 2 (Borchert, Applewhite 1), PV 4 (Robinson, Agho 2). Steals: MSU 8 (Cunningham, Ready 3) PV 10 (Hagood 3). Officials: Patrick Evans, Kevin Fehr, Brian Shey. Attendance: 6,853.

GAME 2 — Nov. 14, 2013

Mississippi State 78
Kennesaw State 55

Humphrey Coliseum • 7 p.m.
Starkville, MS

Mississippi State used a dominating inside game to beat Prairie View, 71-56.

Gavin Ware posted his third career double-double (15 points and 15 rebounds).

In the second half, the Bulldogs shot 53.3 percent from the floor and expanded a 35-31 halftime lead.

MSU placed five players in double figures and forced 26 turnovers.

Strong 3-point shooting allowed Kennesaw State to hold the early lead. A 3-pointer by Nigel Pruitt and follow-up basket by Yonel Brown placed the Owls on top 18-14. The Bulldogs took the lead for good at 20-19 on a free throw by Fred Thomas with 8:33 left in the contest.

A layup by Roquez Johnson ran the lead to 27-21 with 6:14 left in the half. Kennesaw State hung tough though and trailed only 35-31 at the break.

Dre Applewhite and IJ Ready sparked a quick burst to start the second half. A spinning jumper in the lane by Applewhite ran the lead to 42-33 with 16:04 left. A 10-3 run by MSU pushed the Maroon and White advantage to 52-41 with 11:07 left.

MSU took advantage of strong second-half shooting and foul trouble for Kennesaw State to push the lead to as many as 23 in the closing minutes.

Fred Thomas led MSU with 17 points, while Colin Borchert added 15 points, Craig Sword added 13 points and Trivante Bloodman added 11 points.

Kennesaw State

Player	FG	3FG	FT	RB	PF	PT	A	Min
Pruitt	f 2-8	2-8	0-0	0	1	6	2	17
Morena	f 2-3	0-0	0-0	4	5	4	0	10
Coleman	f 4-6	0-1	1-4	6	1	9	1	28
Kouassi	g 2-2	0-0	2-5	5	5	6	0	29
Brown	g 5-9	3-3	2-2	1	0	15	7	35
Love	3-11	1-4	1-2	3	3	8	2	28
Montgomery	0-1	0-1	0-0	0	0	0	0	2
Drees	2-2	0-0	1-2	4	3	5	0	23
Wozniak	0-1	0-0	2-2	2	0	2	0	9
Byers	0-1	0-0	0-0	1	0	0	1	5
Osemhen	0-2	0-0	0-0	3	5	0	1	14
TOTALS	20-44	6-17	9-17	33	23	55	14	200

Mississippi State

Player	FG	3FG	FT	RB	PF	PT	A	Min
Borchert	f 5-13	3-7	2-2	4	4	15	1	29
Ware	f 4-4	0-0	1-3	10	2	9	0	23
Thomas	g 6-14	4-8	1-4	3	3	17	3	30
Ready	g 0-2	0-2	0-0	2	0	0	6	24
Sword	g 6-13	1-2	0-1	3	3	13	4	29
Applewhite	1-3	0-1	1-2	2	2	3	1	11
Bloodman	2-3	0-0	7-9	2	1	11	0	16
Davis	0-1	0-1	0-0	0	0	0	1	2
Cunningham	0-1	0-1	0-0	1	1	0	0	11
Johnson	4-6	0-1	2-4	2	2	10	0	25
TOTALS	28-60	8-23	14-25	33	19	78	16	200

Halftime: MSU 35, KSU 31. FG%: MSU 46.7%, KSU 45.5%. 3FG%: MSU 34.8%, KSU 35.3%. FT%: MSU 56.0%, KSU 52.9%. Turnovers: MSU 12 (Sword, Applewhite 3), KSU 26 (Coleman 5). Blocked Shots: MSU 4 (Borchert 2), KSU 3 (Three players with 1). Steals: MSU 15 (Three players with 3), KSU 4 (Four players with 1). Officials: Mike Nance, Jeff Smith, John Hampton. Attendance: 6,806.

GAME 3 — Nov. 19, 2013

Mississippi State 94
Mississippi Valley State 72

Humphrey Coliseum • 7 p.m.
Starkville, MS

Gavin Ware recorded his second double-double in three games as MSU claimed a 94-72 win against Mississippi Valley State.

The Bulldogs scored a season-high 94 points and shot a season-best 52.2 percent from the field.

Through the first two games of the season, Ray has talked about the need to get more touches inside the paint for Ware, who responded with a career-high 23 points and 11 rebounds.

The Bulldogs offensive game plan worked to near perfection. MSU dished out 17 assists and only committed a season-low 11 turnovers.

Ware scored seven of his team's first 11 points as the Bulldogs quickly sprinted to an 11-4 lead. A jumper by Craig Sword ran the lead to 19-8 with 13:22 left in the first half.

Sword later scored back-to-back baskets as the lead was quickly pushed up to 30-17. The Bulldogs shot 58.8 percent from the floor in the first half and led 44-29 at the intermission.

Bloodman had eight points, five assists and four steals in 27 minutes of action. Jacoby Davis also saw his first extended playing time of the season with 13 minutes at a guard position.

In the second half, the Delta Devils (1-3) closed within nine at 52-43 with 15:14 left. The Bulldogs then used a 12-4 run to move back out of danger.

MSU would build as large as a 27 point lead.

Mississippi Valley State

Player	FG	3FG	FT	RB	PF	PT	A	Min
Ralling	f 1-5	0-1	2-2	3	2	4	0	13
Currington	f 5-6	0-0	0-1	3	4	10	0	16
Priar	f 7-16	1-4	4-4	5	3	19	4	38
Marshall	g 3-6	0-1	2-2	0	3	8	5	23
McDoonald	g 4-9	2-5	2-3	2	1	12	1	36
Vaught	0-0	0-0	0-0	2	0	0	1	5
Washington	3-7	1-1	0-0	1	0	7	0	12
Fauntleroy	0-1	0-0	0-0	0	0	0	1	5
Dobbs	1-1	0-0	2-2	0	0	4	0	4
Henry	0-1	0-0	0-0	0	1	0	0	7
Francis	4-6	0-0	0-0	4	5	8	0	23
Milshtein	0-1	0-0	0-0	2	1	0	0	5
Hurt	0-1	0-0	0-0	3	1	0	0	13
TOTALS	28-59	4-12	12-14	27	21	72	12	200

Mississippi State

Player	FG	3FG	FT	RB	PF	PT	A	Min
Borchert	f 6-13	2-5	0-0	4	2	14	4	31
Ware	f 8-11	0-0	7-11	11	1	23	0	26
Thomas	g 3-9	1-3	1-1	1	2	8	1	27
Bloodman	g 4-5	0-0	0-0	2	1	8	5	27
Sword	g 5-8	0-1	0-0	4	3	10	1	13
Applewhite	2-3	0-0	5-6	7	2	9	3	20
Davis	2-3	2-3	0-1	2	1	6	0	13
Cunningham	2-4	0-1	0-0	1	3	4	1	20
Johnson	3-11	0-1	6-8	5	2	12	2	23
TOTALS	35-67	5-14	19-27	41	17	94	17	200

Halftime: MSU 44, MVS 29. FG%: MSU 52.2%, MVS 47.5%. 3FG%: MSU 35.7%, MVS 33.3%. FT%: MSU 70.4%, MVS 85.7%. Turnovers: MSU 11 (Thomas, Applewhite 3), MVS 18 (Marshall 4). Blocked Shots: MSU 3 (Borchert 2), MVS 1 (Francis 1). Steals: MSU 10 (Bloodman 4) MVS 7 (Marshall 2). Officials: Lee Cassell, Chuck Jones, James Barker. Attendance: 6,759.

GAME 4 — Nov. 23, 2013

Utah State 87
Mississippi State 68

Dee Glen Smith Spectrum • 8 p.m.
Logan, Utah

Playing its first road game of the season was a difficult experience for Mississippi State as it dropped an 87-68 decision to Utah State.

Utah State scored five straight points to build an early 13-6 lead. MSU cut it back to 17-16 on a Gavin Ware dunk and 3-pointer from Jacoby Davis. The Aggies scored the game's next seven points and quickly led 24-16.

Utah State hit six first-half 3-point baskets early foul troubles caused a shuffling of the MSU line, as the Aggies led 41-28 at halftime.

The Bulldogs closed within nine twice and then eight at 51-43 on two free throws by Ware. Utah State followed with a 10-0 run, which was eventually halted on a 3-point basket by Dre Applewhite.

MSU got no closer than 10 the rest of the way.

For the contest, the Bulldogs hit 26 of 57 shots from the field (45.6 percent), 5 of 16 shots from 3-point range (31.3 percent) and 11 of 17 shots from the foul line (64.7 percent). The Aggies hit 28 of 54 shots from the field (51.9 percent), 11 of 23 shots from the 3-point range (47.8 percent) and 20 of 27 shots from the foul line (74.1 percent).

Utah State held a 41-23 rebounding advantage.

Ware posted his third double-double of the season with 19 points and 10 rebounds for MSU. Colin Borchert added 15 points, while Craig Sword added 11 points and Applewhite added 10 points.

Mississippi State

Player	FG	3FG	FT	RB	PF	PT	A	Min
Borchert	f 6-12	3-7	0-0	1	3	15	1	23
Ware	f 8-13	0-0	3-4	10	3	19	1	33
Thomas	g 1-5	0-2	0-1	2	2	2	2	32
Bloodman	g 1-4	0-2	0-0	0	4	2	6	19
Sword	g 5-11	0-0	1-3	4	4	11	5	30
Applewhite	3-4	1-1	3-4	4	3	10	2	23
Davis	1-6	1-4	2-2	0	2	5	0	21
Cunningham	0-0	0-0	0-0	0	0	0	0	7
Johnson	1-2	0-0	2-3	2	5	4	1	12
TOTALS	26-57	5-16	11-17	23	26	68	18	200

Utah State

Player	FG	3FG	FT	RB	PF	PT	A	Min
Butterfield	f 4-7	3-5	5-6	6	2	16	3	32
Davis, K.	f 2-5	0-0	0-0	5	3	4	1	17
Shaw	f 6-11	0-0	5-6	8	4	17	1	24
Medlin	g 7-12	4-7	3-4	2	1	21	6	32
Roland	g 2-4	1-3	0-1	1	1	5	2	22
Davis, M.	1-2	0-0	1-2	1	1	3	4	16
Clifford	1-3	1-3	0-0	0	0	3	0	6
Noma'aea	0-0	0-0	0-0	0	0	0	1	2
Berger	0-3	0-3	0-1	1	1	0	0	9
Moore	3-3	1-1	2-3	8	0	9	1	17
McGlaston	2-2	1-1	0-0	1	1	5	0	5
Stone	0-1	0-0	4-4	6	3	4	0	16
Harris	0-1	0-0	0-0	1	0	0	0	2
TOTALS	28-54	11-23	20-27	41	17	87	19	200

Halftime: US 41, MSU 28. FG%: MSU 45.6%, US 51.9%. 3FG%: MSU 31.3%, US 47.8%. FT%: MSU 64.7%, US 74.1%. Turnovers: MSU 14 (Thomas 3), US 16 (Butterfield 5). Blocked Shots: MSU 3 (Thomas 2), US 2 (Butterfield, Moore 1). Steals: MSU 8 (Three with 2) US 3 (Stone 2). Officials: Dick Cartmell, Larry Spaulding, Bob Staffen. Attendance: 10,043.

GAME 5 — Nov. 27, 2013

Mississippi State 58
Jackson State 56

Humphrey Coliseum • 1 p.m.
Starkville, MS

Mississippi State rallied to beat Jackson State, 58-56 behind 12 second-half points from Craig Sword.

Entering the contest fresh off a win over Tennessee-Martin, Jackson State (2-5) scored the game's first seven points and led 28-23 at halftime. In the opening half, the Bulldogs shot a season-low 28 percent from the field. Jackson State also held a plus-five rebounding advantage at halftime.

In the second half, MSU moved the ball inside more and only took one three-point shot attempt, compared to 12 in the first half.

The Bulldogs only held two leads in the first half. In the second half, MSU gained more focus but still had trouble gaining complete control of the contest.

A dunk by Roquez Johnson gave MSU a 35-34 lead with 15:00 left in the contest. MSU eventually scored eight straight points to build a 39-34 lead on a jumper by Trivante Bloodman.

Jackson State rallied and grabbed a 44-42 lead on a layup by Julysses Nobles with 9:32 left.

MSU battled back for a 51-51 tie on a Sword tip-in with 5:31 left.

The Bulldogs took the lead for good at 57-55 on a Sword jumper with 1:21 left.

MSU held a 33-32 rebounding advantage. The Bulldogs had six assists and 19 turnovers, while the Tigers had five assists and 15 turnovers.

Playing only 26 minutes due to foul trouble, Sword led MSU with his 12 points.

Jackson State

Player	FG	3FG	FT	RB	PF	PT	A	Min
Bolden	f 0-2	0-0	0-0	3	4	15	2	10
West	f 4-6	0-0	2-2	12	2	19	0	32
Nobles	g 8-21	0-4	6-9	3	2	2	2	39
Brent	g 1-7	1-5	0-0	6	1	2	0	33
Robinson	g 2-3	0-0	0-0	2	3	11	0	16
Taylor	1-4	0-0	5-6	1	3	10	1	31
Stubbs	3-9	0-1	2-2	3	1	5	0	29
Love	0-0	0-0	0-0	0	0	0	0	2
Middleton	1-2	0-0	0-0	2	0	4	0	8
TOTALS	20-54	1-10	15-19	32	16	56	5	200

Mississippi State

Player	FG	3FG	FT	RB	PF	PT	A	Min
Borchert	f 3-6	0-2	0-0	5	4	15	0	30
Ware	f 2-5	0-0	0-0	7	1	19	0	25
Thomas	g 3-10	1-4	4-5	6	3	2	0	33
Bloodman	g 2-4	1-2	1-2	1	1	2	2	31
Sword	g 5-10	0-1	2-2	5	4	11	2	26
Applewhite	1-5	0-1	0-2	2	1	10	1	13
Davis	2-3	2-3	0-0	2	1	5	0	9
Cunningham	0-0	0-0	0-0	0	0	0	1	8
Johnson	2-3	0-0	7-8	2	1	4	0	25
TOTALS	20-46	4-13	14-19	33	16	58	6	200

Halftime: JSU 28, MSU 23. FG%: MSU 43.5%, JSU 37.0%. 3FG%: MSU 30.8%, JSU 10.0%. FT%: MSU 73.7%, JSU 78.9%. Turnovers: MSU 19 (Three players with 3), JSU 15 (Nobles 5). Blocked Shots: MSU 6 (Three players with 2), JSU 0. Steals: MSU 6 (Bloodman, Applewhite 2) JSU 8 (West 3). Officials: Ron Groover, Patrick Evans, John Healy. Attendance: 6,776.

2013-14 Mississippi State Basketball
Mississippi State Combined Team Statistics (as of Nov 27, 2013)
All games



RECORD:	OVERALL	HOME	AWAY	NEUTRAL
ALL GAMES	4-1	4-0	0-1	0-0
CONFERENCE	0-0	0-0	0-0	0-0
NON-CONFERENCE	4-1	4-0	0-1	0-0

#	Player	gp-gs	min	avg	Total		3-Point		F-Throw		Rebounds								a	to	blk	stl	pts	avg
					fg-fga	fg%	3fg-fga	3fg%	ft-fa	ft%	off	def	tot	avg	pf	dq								
20	Gavin Ware	5-5	138	27.6	28-44	.636	0-0	.000	14-23	.609	20	33	53	10.6	8	0	1	10	4	6	70	14.0		
03	Colin Borchert	5-5	137	27.4	22-49	.449	9-24	.375	4-4	1.000	5	13	18	3.6	16	0	6	7	7	4	57	11.4		
32	Craig Sword	5-5	127	25.4	23-51	.451	1-6	.167	5-10	.500	8	13	21	4.2	16	0	15	15	3	5	52	10.4		
25	Roquez Johnson	5-0	101	20.2	15-30	.500	0-2	.000	18-27	.667	8	11	19	3.8	13	1	3	8	0	2	48	9.6		
01	Fred Thomas	4-4	122	30.5	13-38	.342	6-17	.353	6-11	.545	2	10	12	3.0	10	0	6	8	3	5	38	9.5		
15	IJ Ready	2-2	54	27.0	6-12	.500	2-5	.400	0-0	.000	2	3	5	2.5	1	0	8	4	0	6	14	7.0		
04	Trivante Bloodman	5-3	119	23.8	12-23	.522	1-4	.250	9-13	.692	4	8	12	2.4	12	0	15	5	0	9	34	6.8		
02	Dre Applewhite	5-1	92	18.4	9-23	.391	2-5	.400	13-18	.722	13	11	24	4.8	10	0	11	13	1	4	33	6.6		
11	Jacoby Davis	4-0	45	11.3	5-13	.385	5-11	.455	2-3	.667	2	2	4	1.0	4	0	1	0	0	1	17	4.3		
24	Tyson Cunningham	5-0	65	13.0	3-11	.273	0-4	.000	0-0	.000	1	2	3	0.6	7	0	4	2	0	5	6	1.2		
	Team										6	4	10				5							
	Total.....	5	1000		136-294	.463	26-78	.333	71-109	.651	71	110	181	36.2	97	1	70	77	18	47	369	73.8		
	Opponents.....	5	1000		115-261	.441	25-84	.298	71-98	.724	52	108	160	32.0	99	-	56	94	10	32	326	65.2		

TEAM STATISTICS	MS	OPP	Date	Opponent	Score	Att.
SCORING	369	326	11-08-13	PRAIRIE VIEW	w 71-56	6853
Points per game	73.8	65.2	11-14-13	KENNESAW STATE	w 78-55	6806
Scoring margin	+8.6	-	11-19-13	MISS. VALLEY STATE	w 94-72	6759
FIELD GOALS-ATT	136-294	115-261	11-23-14	at Utah State	L 68-87	10043
Field goal pct	.463	.441	11-27-13	JACKSON STATE	w 58-56	6776
3 POINT FG-ATT	26-78	25-84	* - Conference game			
3-point FG pct	.333	.298				
3-pt FG made per game	5.2	5.0				
FREE THROWS-ATT	71-109	71-98				
Free throw pct	.651	.724				
F-Throws made per game	14.2	14.2				
REBOUNDS	181	160				
Rebounds per game	36.2	32.0				
Rebounding margin	+4.2	-				
ASSISTS	70	56				
Assists per game	14.0	11.2				
TURNOVERS	77	94				
Turnovers per game	15.4	18.8				
Turnover margin	+3.4	-				
Assist/turnover ratio	0.9	0.6				
STEALS	47	32				
Steals per game	9.4	6.4				
BLOCKS	18	10				
Blocks per game	3.6	2.0				
ATTENDANCE	27194	10043				
Home games-Avg/Game	4-6798	1-10043				
Neutral site-Avg/Game	-	0-0				

Score by Periods	1st	2nd	Totals
Mississippi State	168	201	369
Opponents	157	169	326

2013-14 Mississippi State Basketball
Mississippi State Game-by-Game Highs (as of Nov 27, 2013)
All games



Opponent	Date	Score	Points	Rebounds	Assists	Steals	Blocked shots
PRAIRIE VIEW	11-08-13	71-56	15-Gavin Ware	15-Gavin Ware	4-Dre Applewhite	3-Tyson Cunningham IJ Ready	1-Colin Borchert Dre Applewhite
KENNESAW STATE	11-14-13	78-55	17-Fred Thomas	10-Gavin Ware	6-IJ Ready	3-Fred Thomas Gavin Ware IJ Ready	2-Colin Borchert
MISS. VALLEY STATE at Utah State	11-19-13	94-72	23-Gavin Ware	11-Gavin Ware	5-Trivante Bloodman	4-Trivante Bloodman	2-Colin Borchert
	11-23-14	68-87	19-Gavin Ware	10-Gavin Ware	6-Trivante Bloodman	2-Gavin Ware Roquez Johnson Craig Sword	2-Fred Thomas
JACKSON STATE	11-27-13	58-56	12-Craig Sword	7-Gavin Ware	2-Craig Sword Trivante Bloodman	2-Dre Applewhite Trivante Bloodman	2-Colin Borchert Craig Sword Gavin Ware

2013-14 Mississippi State Basketball
Mississippi State Category Leaders (as of Nov 27, 2013)
All games



Points	G	Pts	Pts/G
Gavin Ware	5	70	14.0
Colin Borchert	5	57	11.4
Craig Sword	5	52	10.4
Roquez Johnson	5	48	9.6
Fred Thomas	4	38	9.5
Trivante Bloodman	5	34	6.8
Dre Applewhite	5	33	6.6
Jacoby Davis	4	17	4.3
IJ Ready	2	14	7.0
Tyson Cunningham	5	6	1.2

FG Percentage	FG	Att	Pct
Gavin Ware	28	44	.636
Trivante Bloodman	12	23	.522
Roquez Johnson	15	30	.500
IJ Ready	6	12	.500
Craig Sword	23	51	.451
Colin Borchert	22	49	.449
Dre Applewhite	9	23	.391
Jacoby Davis	5	13	.385
Fred Thomas	13	38	.342
Tyson Cunningham	3	11	.273

3-Point Percentage	3FG	Att	Pct
Jacoby Davis	5	11	.455
IJ Ready	2	5	.400
Dre Applewhite	2	5	.400
Colin Borchert	9	24	.375
Fred Thomas	6	17	.353
Trivante Bloodman	1	4	.250
Craig Sword	1	6	.167
Roquez Johnson	0	2	.000
Tyson Cunningham	0	4	.000

Free Throw Percent	FG	Att	Pct
Colin Borchert	4	4	1.000
Dre Applewhite	13	18	.722
Trivante Bloodman	9	13	.692
Jacoby Davis	2	3	.667
Roquez Johnson	18	27	.667
Gavin Ware	14	23	.609
Fred Thomas	6	11	.545
Craig Sword	5	10	.500

Scoring Average	G	Pts	Avg/G
Gavin Ware	5	70	14.0
Colin Borchert	5	57	11.4
Craig Sword	5	52	10.4
Roquez Johnson	5	48	9.6
Fred Thomas	4	38	9.5
IJ Ready	2	14	7.0
Trivante Bloodman	5	34	6.8
Dre Applewhite	5	33	6.6
Jacoby Davis	4	17	4.3
Tyson Cunningham	5	6	1.2

Field Goal Attempts	G	Att	Att/G
Craig Sword	5	51	10.2
Colin Borchert	5	49	9.8
Gavin Ware	5	44	8.8
Fred Thomas	4	38	9.5
Roquez Johnson	5	30	6.0

Field Goals Made	G	Made	Made/G
Gavin Ware	5	28	5.6
Craig Sword	5	23	4.6
Colin Borchert	5	22	4.4
Roquez Johnson	5	15	3.0
Fred Thomas	4	13	3.3

3-Point FG Attempts	G	Att	Att/G
Colin Borchert	5	24	4.8
Fred Thomas	4	17	4.3
Jacoby Davis	4	11	2.8
Craig Sword	5	6	1.2
Dre Applewhite	5	5	1.0
IJ Ready	2	5	2.5

3-Point FG Made	G	Made	Made/G
Colin Borchert	5	9	1.8
Fred Thomas	4	6	1.5
Jacoby Davis	4	5	1.3
Dre Applewhite	5	2	0.4
IJ Ready	2	2	1.0

Free Throw Attempts	G	Att	Att/G
Roquez Johnson	5	27	5.4
Gavin Ware	5	23	4.6
Dre Applewhite	5	18	3.6
Trivante Bloodman	5	13	2.6
Fred Thomas	4	11	2.8

Free Throws Made	G	Made	Made/G
Roquez Johnson	5	18	3.6
Gavin Ware	5	14	2.8
Dre Applewhite	5	13	2.6
Trivante Bloodman	5	9	1.8
Fred Thomas	4	6	1.5

2013-14 Mississippi State Basketball
Mississippi State Category Leaders (as of Nov 27, 2013)
All games



Rebounds	G	Reb	Reb/G
Gavin Ware	5	53	10.6
Dre Applewhite	5	24	4.8
Craig Sword	5	21	4.2
Roquez Johnson	5	19	3.8
Colin Borchert	5	18	3.6

Rebound Average	G	Reb	Avg/G
Gavin Ware	5	53	10.6
Dre Applewhite	5	24	4.8
Craig Sword	5	21	4.2
Roquez Johnson	5	19	3.8
Colin Borchert	5	18	3.6

Offensive Rebounds	G	No.	Avg/G
Gavin Ware	5	20	4.0
Dre Applewhite	5	13	2.6
Roquez Johnson	5	8	1.6
Craig Sword	5	8	1.6
Colin Borchert	5	5	1.0

Defensive Rebounds	G	No.	Avg/G
Gavin Ware	5	33	6.6
Craig Sword	5	13	2.6
Colin Borchert	5	13	2.6
Roquez Johnson	5	11	2.2
Dre Applewhite	5	11	2.2

Fouls	G	No.	Per/G
Colin Borchert	5	16	3.2
Craig Sword	5	16	3.2
Roquez Johnson	5	13	2.6
Trivante Bloodman	5	12	2.4
Fred Thomas	4	10	2.5
Dre Applewhite	5	10	2.0

Foulouts	G	No.
Roquez Johnson	5	1

Assists	G	No.	Ast/G
Craig Sword	5	15	3.0
Trivante Bloodman	5	15	3.0
Dre Applewhite	5	11	2.2
IJ Ready	2	8	4.0
Fred Thomas	4	6	1.5
Colin Borchert	5	6	1.2

Steals	G	No.	Stl/G
Trivante Bloodman	5	9	1.8
IJ Ready	2	6	3.0
Gavin Ware	5	6	1.2
Fred Thomas	4	5	1.3
Tyson Cunningham	5	5	1.0
Craig Sword	5	5	1.0

Blocked Shots	G	No.	Blk/G
Colin Borchert	5	7	1.4
Gavin Ware	5	4	0.8
Craig Sword	5	3	0.6
Fred Thomas	4	3	0.8
Dre Applewhite	5	1	0.2

Minutes	G	No.	Min/G
Gavin Ware	5	138	27.6
Colin Borchert	5	137	27.4
Craig Sword	5	127	25.4
Fred Thomas	4	122	30.5
Trivante Bloodman	5	119	23.8

Turnovers	G	No.	TO/G
Craig Sword	5	15	3.0
Dre Applewhite	5	13	2.6
Gavin Ware	5	10	2.0
Fred Thomas	4	8	2.0
Roquez Johnson	5	8	1.6

2013-14 Mississippi State Basketball
Mississippi State Team Game-by-Game Comparison (as of Nov 27, 2013)
All games



Opponent	1st	2nd	Score	Mar	Total FG	FG Pct	3-Pointers	3FG Pct	Free Throws	FT Pct	Rebounds	Assist	T/Over	Block	Steal	Fouls
PRAIRIE VIEW	38/28	33/28	71-56	+15	27-64/19-50	.422/.380	4-12/3-22	.333/.136	13-21/15-21	.619/.714	51/27 +24	13/6	21/19	2/4	8/10	19/22
KENNESAW STATE	35/31	43/24	78-55	+23	28-60/20-44	.467/.455	8-23/6-17	.348/.353	14-25/9-17	.560/.529	33/33 -	16/14	12/26	4/3	15/4	19/23
MISS. VALLEY STATE	44/29	50/43	94-72	+22	35-67/28-59	.522/.475	5-14/4-12	.357/.333	19-27/12-14	.704/.857	41/27 +14	17/12	11/18	3/1	10/7	17/21
Utah State	28/41	40/46	68-87	(19)	26-57/28-54	.456/.519	5-16/11-23	.313/.478	11-17/20-27	.647/.741	23/41 (18)	18/19	14/16	3/2	8/3	26/17
JACKSON STATE	23/28	35/28	58-56	+2	20-46/20-54	.435/.370	4-13/1-10	.308/.100	14-19/15-19	.737/.789	33/32 +1	6/5	19/15	6/0	6/8	16/16

Note: Game totals are displayed in the format TEAM/OPPONENT for each category

2013-14 Mississippi State Basketball
Mississippi State Team High/Low Analysis (as of Nov 27, 2013)
All games



Mississippi State - TEAM GAME HIGHS

POINTS	94	MISS. VALLEY STATE (11-19-13)
	78	KENNESAW STATE (11-14-13)
	71	PRAIRIE VIEW (11-08-13)
	68	at Utah State (11-23-14)
	58	JACKSON STATE (11-27-13)
FIELD GOALS MADE	35	MISS. VALLEY STATE (11-19-13)
	28	KENNESAW STATE (11-14-13)
FIELD GOAL ATTEMPTS	67	MISS. VALLEY STATE (11-19-13)
	64	PRAIRIE VIEW (11-08-13)
FIELD GOAL PERCENTAGE	.522 (35-67)	MISS. VALLEY STATE (11-19-13)
	.467 (28-60)	KENNESAW STATE (11-14-13)
3 PT FIELD GOALS MADE	8	KENNESAW STATE (11-14-13)
	5	at Utah State (11-23-14)
	5	MISS. VALLEY STATE (11-19-13)
3 PT FG ATTEMPTS	23	KENNESAW STATE (11-14-13)
	16	at Utah State (11-23-14)
3 PT FG PERCENTAGE	.357 (5-14)	MISS. VALLEY STATE (11-19-13)
	.348 (8-23)	KENNESAW STATE (11-14-13)
FREE THROWS MADE	19	MISS. VALLEY STATE (11-19-13)
	14	JACKSON STATE (11-27-13)
	14	KENNESAW STATE (11-14-13)
FREE THROW ATTEMPTS	27	MISS. VALLEY STATE (11-19-13)
	25	KENNESAW STATE (11-14-13)
FREE THROW PERCENTAGE	.737 (14-19)	JACKSON STATE (11-27-13)
	.704 (19-27)	MISS. VALLEY STATE (11-19-13)
REBOUNDS	51	PRAIRIE VIEW (11-08-13)
	41	MISS. VALLEY STATE (11-19-13)
ASSISTS	18	at Utah State (11-23-14)
	17	MISS. VALLEY STATE (11-19-13)
STEALS	15	KENNESAW STATE (11-14-13)
	10	MISS. VALLEY STATE (11-19-13)
BLOCKED SHOTS	6	JACKSON STATE (11-27-13)
	4	KENNESAW STATE (11-14-13)
TURNOVERS	21	PRAIRIE VIEW (11-08-13)
	19	JACKSON STATE (11-27-13)
FOULS	26	at Utah State (11-23-14)
	19	KENNESAW STATE (11-14-13)
	19	PRAIRIE VIEW (11-08-13)

2013-14 Mississippi State Basketball
Mississippi State High/Low Analysis (as of Nov 27, 2013)
All games



Opponent - GAME HIGHS

POINTS	87	at Utah State (11-23-14)
	72	MISS. VALLEY STATE (11-19-13)
	56	JACKSON STATE (11-27-13)
	56	PRAIRIE VIEW (11-08-13)
	55	KENNESAW STATE (11-14-13)
FIELD GOALS MADE	28	at Utah State (11-23-14)
	28	MISS. VALLEY STATE (11-19-13)
FIELD GOAL ATTEMPTS	59	MISS. VALLEY STATE (11-19-13)
	54	JACKSON STATE (11-27-13)
	54	at Utah State (11-23-14)
FIELD GOAL PERCENTAGE	.519 (28-54)	at Utah State (11-23-14)
	.475 (28-59)	MISS. VALLEY STATE (11-19-13)
3 PT FIELD GOALS MADE	11	at Utah State (11-23-14)
	6	KENNESAW STATE (11-14-13)
3 PT FG ATTEMPTS	23	at Utah State (11-23-14)
	22	PRAIRIE VIEW (11-08-13)
3 PT FG PERCENTAGE	.478 (11-23)	at Utah State (11-23-14)
	.353 (6-17)	KENNESAW STATE (11-14-13)
FREE THROWS MADE	20	at Utah State (11-23-14)
	15	JACKSON STATE (11-27-13)
	15	PRAIRIE VIEW (11-08-13)
FREE THROW ATTEMPTS	27	at Utah State (11-23-14)
	21	PRAIRIE VIEW (11-08-13)
FREE THROW PERCENTAGE	.857 (12-14)	MISS. VALLEY STATE (11-19-13)
	.789 (15-19)	JACKSON STATE (11-27-13)
REBOUNDS	41	at Utah State (11-23-14)
	33	KENNESAW STATE (11-14-13)
ASSISTS	19	at Utah State (11-23-14)
	14	KENNESAW STATE (11-14-13)
STEALS	10	PRAIRIE VIEW (11-08-13)
	8	JACKSON STATE (11-27-13)
BLOCKED SHOTS	4	PRAIRIE VIEW (11-08-13)
	3	KENNESAW STATE (11-14-13)
TURNOVERS	26	KENNESAW STATE (11-14-13)
	19	PRAIRIE VIEW (11-08-13)
FOULS	23	KENNESAW STATE (11-14-13)
	22	PRAIRIE VIEW (11-08-13)

2013-14 Mississippi State Basketball
Mississippi State High/Low Analysis (as of Nov 27, 2013)
All games



Mississippi State - GAME LOWS

POINTS	58	JACKSON STATE (11-27-13)
	68	at Utah State (11-23-14)
	71	PRAIRIE VIEW (11-08-13)
	78	KENNESAW STATE (11-14-13)
	94	MISS. VALLEY STATE (11-19-13)
FIELD GOALS MADE	20	JACKSON STATE (11-27-13)
	26	at Utah State (11-23-14)
FIELD GOAL ATTEMPTS	46	JACKSON STATE (11-27-13)
	57	at Utah State (11-23-14)
FIELD GOAL PERCENTAGE	.422 (27-64)	PRAIRIE VIEW (11-08-13)
	.435 (20-46)	JACKSON STATE (11-27-13)
3 PT FIELD GOALS MADE	4	PRAIRIE VIEW (11-08-13)
	4	JACKSON STATE (11-27-13)
3 PT FG ATTEMPTS	12	PRAIRIE VIEW (11-08-13)
	13	JACKSON STATE (11-27-13)
3 PT FG PERCENTAGE	.308 (4-13)	JACKSON STATE (11-27-13)
	.313 (5-16)	at Utah State (11-23-14)
FREE THROWS MADE	11	at Utah State (11-23-14)
	13	PRAIRIE VIEW (11-08-13)
FREE THROW ATTEMPTS	17	at Utah State (11-23-14)
	19	JACKSON STATE (11-27-13)
FREE THROW PERCENTAGE	.560 (14-25)	KENNESAW STATE (11-14-13)
	.619 (13-21)	PRAIRIE VIEW (11-08-13)
REBOUNDS	23	at Utah State (11-23-14)
	33	KENNESAW STATE (11-14-13)
	33	JACKSON STATE (11-27-13)
ASSISTS	6	JACKSON STATE (11-27-13)
	13	PRAIRIE VIEW (11-08-13)
STEALS	6	JACKSON STATE (11-27-13)
	8	PRAIRIE VIEW (11-08-13)
	8	at Utah State (11-23-14)
BLOCKED SHOTS	2	PRAIRIE VIEW (11-08-13)
	3	MISS. VALLEY STATE (11-19-13)
	3	at Utah State (11-23-14)
TURNOVERS	11	MISS. VALLEY STATE (11-19-13)
	12	KENNESAW STATE (11-14-13)
FOULS	16	JACKSON STATE (11-27-13)
	17	MISS. VALLEY STATE (11-19-13)

2013-14 Mississippi State Basketball
Mississippi State High/Low Analysis (as of Nov 27, 2013)
All games



Opponent - GAME LOWS

POINTS	55	KENNESAW STATE (11-14-13)
	56	PRAIRIE VIEW (11-08-13)
	56	JACKSON STATE (11-27-13)
	72	MISS. VALLEY STATE (11-19-13)
	87	at Utah State (11-23-14)
FIELD GOALS MADE	19	PRAIRIE VIEW (11-08-13)
	20	KENNESAW STATE (11-14-13)
	20	JACKSON STATE (11-27-13)
FIELD GOAL ATTEMPTS	44	KENNESAW STATE (11-14-13)
	50	PRAIRIE VIEW (11-08-13)
FIELD GOAL PERCENTAGE	.370 (20-54)	JACKSON STATE (11-27-13)
	.380 (19-50)	PRAIRIE VIEW (11-08-13)
3 PT FIELD GOALS MADE	1	JACKSON STATE (11-27-13)
	3	PRAIRIE VIEW (11-08-13)
3 PT FG ATTEMPTS	10	JACKSON STATE (11-27-13)
	12	MISS. VALLEY STATE (11-19-13)
3 PT FG PERCENTAGE	.100 (1-10)	JACKSON STATE (11-27-13)
	.136 (3-22)	PRAIRIE VIEW (11-08-13)
FREE THROWS MADE	9	KENNESAW STATE (11-14-13)
	12	MISS. VALLEY STATE (11-19-13)
FREE THROW ATTEMPTS	14	MISS. VALLEY STATE (11-19-13)
	17	KENNESAW STATE (11-14-13)
FREE THROW PERCENTAGE	.529 (9-17)	KENNESAW STATE (11-14-13)
	.714 (15-21)	PRAIRIE VIEW (11-08-13)
REBOUNDS	27	PRAIRIE VIEW (11-08-13)
	27	MISS. VALLEY STATE (11-19-13)
ASSISTS	5	JACKSON STATE (11-27-13)
	6	PRAIRIE VIEW (11-08-13)
STEALS	3	at Utah State (11-23-14)
	4	KENNESAW STATE (11-14-13)
BLOCKED SHOTS	0	JACKSON STATE (11-27-13)
	1	MISS. VALLEY STATE (11-19-13)
TURNOVERS	15	JACKSON STATE (11-27-13)
	16	at Utah State (11-23-14)
FOULS	16	JACKSON STATE (11-27-13)
	17	at Utah State (11-23-14)

2013-14 Mississippi State Basketball
Mississippi State Player High/Low Analysis (as of Nov 27, 2013)
All games



Mississippi State - INDIVIDUAL GAME HIGHS

Points	23		Gavin Ware vs Miss. Valley State (11-19-13)
	19		Gavin Ware at Utah State (11-23-14)
	17		Fred Thomas vs Kennesaw State (11-14-13)
	15		Colin Borchert at Utah State (11-23-14)
	15		Colin Borchert vs Kennesaw State (11-14-13)
	15		Gavin Ware vs Prairie View (11-08-13)
Field Goals Made	8		Gavin Ware at Utah State (11-23-14)
	8		Gavin Ware vs Miss. Valley State (11-19-13)
Field Goal Att.	14		Fred Thomas vs Kennesaw State (11-14-13)
	13		Gavin Ware at Utah State (11-23-14)
	13		Colin Borchert vs Miss. Valley State (11-19-13)
	13		Craig Sword vs Kennesaw State (11-14-13)
	13		Colin Borchert vs Kennesaw State (11-14-13)
FG Pct (min 5 made)	.727	(8-11)	Gavin Ware vs Miss. Valley State (11-19-13)
	.625	(5-8)	Craig Sword vs Miss. Valley State (11-19-13)
	.625	(5-8)	Roquez Johnson vs Prairie View (11-08-13)
3-Point FG Made	4		Fred Thomas vs Kennesaw State (11-14-13)
	3		Colin Borchert at Utah State (11-23-14)
	3		Colin Borchert vs Kennesaw State (11-14-13)
3-Point FG Att.	8		Fred Thomas vs Kennesaw State (11-14-13)
	7		Colin Borchert at Utah State (11-23-14)
	7		Colin Borchert vs Kennesaw State (11-14-13)
3-Pt FG Pct (min 2 made)	.667	(2-3)	Jacoby Davis vs Jackson State (11-27-13)
	.667	(2-3)	Jacoby Davis vs Miss. Valley State (11-19-13)
	.667	(2-3)	IJ Ready vs Prairie View (11-08-13)
Free Throws Made	7		Roquez Johnson vs Jackson State (11-27-13)
	7		Gavin Ware vs Miss. Valley State (11-19-13)
	7		Trivante Bloodman vs Kennesaw State (11-14-13)
Free Throw Att.	11		Gavin Ware vs Miss. Valley State (11-19-13)
	9		Trivante Bloodman vs Kennesaw State (11-14-13)
FT Pct (min 3 made)	1.000	(4-4)	Dre Applewhite vs Prairie View (11-08-13)
	.875	(7-8)	Roquez Johnson vs Jackson State (11-27-13)
Rebounds	15		Gavin Ware vs Prairie View (11-08-13)
	11		Gavin Ware vs Miss. Valley State (11-19-13)
Assists	6		Trivante Bloodman at Utah State (11-23-14)
	6		IJ Ready vs Kennesaw State (11-14-13)
Steals	4		Trivante Bloodman vs Miss. Valley State (11-19-13)
	3		Fred Thomas vs Kennesaw State (11-14-13)
	3		IJ Ready vs Kennesaw State (11-14-13)
	3		Gavin Ware vs Kennesaw State (11-14-13)
	3		IJ Ready vs Prairie View (11-08-13)
	3		Tyson Cunningham vs Prairie View (11-08-13)
Blocked Shots	2		Craig Sword vs Jackson State (11-27-13)
	2		Gavin Ware vs Jackson State (11-27-13)
	2		Colin Borchert vs Jackson State (11-27-13)
	2		Fred Thomas at Utah State (11-23-14)
	2		Colin Borchert vs Miss. Valley State (11-19-13)
	2		Colin Borchert vs Kennesaw State (11-14-13)
Turnovers	6		Craig Sword vs Prairie View (11-08-13)
	4		Roquez Johnson vs Prairie View (11-08-13)
	4		Gavin Ware vs Prairie View (11-08-13)
Fouls	5		Roquez Johnson at Utah State (11-23-14)
	4		Craig Sword vs Jackson State (11-27-13)

4	Colin Borchert vs Jackson State (11-27-13)
4	Trivante Bloodman at Utah State (11-23-14)
4	Craig Sword at Utah State (11-23-14)
4	Colin Borchert vs Kennesaw State (11-14-13)
4	Trivante Bloodman vs Prairie View (11-08-13)

2013-14 Mississippi State Basketball
Mississippi State Opponent High/Low Analysis (as of Nov 27, 2013)
All games



OPPONENT INDIVIDUAL GAME HIGHS

Points	22		Nobles, Julysses vs Jackson State (11-27-13)
	21		MEDLIN, Preston at Utah State (11-23-14)
	19		Priar, DeAngelo vs Miss. Valley State (11-19-13)
	17		SHAW, Jarred at Utah State (11-23-14)
	16		BUTTERFIELD, Spencer at Utah State (11-23-14)
Field Goals Made	8		Nobles, Julysses vs Jackson State (11-27-13)
	7		MEDLIN, Preston at Utah State (11-23-14)
	7		Priar, DeAngelo vs Miss. Valley State (11-19-13)
Field Goal Att.	21		Nobles, Julysses vs Jackson State (11-27-13)
	16		Priar, DeAngelo vs Miss. Valley State (11-19-13)
FG Pct (min 5 made)	.833	(5-6)	Currington, James vs Miss. Valley State (11-19-13)
	.583	(7-12)	MEDLIN, Preston at Utah State (11-23-14)
3-Point FG Made	4		MEDLIN, Preston at Utah State (11-23-14)
	3		BUTTERFIELD, Spencer at Utah State (11-23-14)
	3		BROWN, Yonel vs Kennesaw State (11-14-13)
3-Point FG Att.	8		PRUITT, Nigel vs Kennesaw State (11-14-13)
	7		MEDLIN, Preston at Utah State (11-23-14)
3-Pt FG Pct (min 2 made)	1.000	(3-3)	BROWN, Yonel vs Kennesaw State (11-14-13)
	.600	(3-5)	BUTTERFIELD, Spencer at Utah State (11-23-14)
Free Throws Made	6		Nobles, Julysses vs Jackson State (11-27-13)
	6		Louis Munks vs Prairie View (11-08-13)
Free Throw Att.	9		Nobles, Julysses vs Jackson State (11-27-13)
	8		Louis Munks vs Prairie View (11-08-13)
FT Pct (min 3 made)	1.000	(4-4)	STONE, Jordan at Utah State (11-23-14)
	1.000	(4-4)	Priar, DeAngelo vs Miss. Valley State (11-19-13)
Rebounds	12		West, Brandon vs Jackson State (11-27-13)
	8		SHAW, Jarred at Utah State (11-23-14)
	8		MOORE, Jalen at Utah State (11-23-14)
Assists	7		BROWN, Yonel vs Kennesaw State (11-14-13)
	6		MEDLIN, Preston at Utah State (11-23-14)
Steals	3		West, Brandon vs Jackson State (11-27-13)
	3		Tre Hagood vs Prairie View (11-08-13)
Blocked Shots	2		Hershey Robinson vs Prairie View (11-08-13)
	2		Patrick Agho vs Prairie View (11-08-13)
Turnovers	5		Nobles, Julysses vs Jackson State (11-27-13)
	5		BUTTERFIELD, Spencer at Utah State (11-23-14)
	5		COLEMAN, Orlando vs Kennesaw State (11-14-13)
	5		Tre Hagood vs Prairie View (11-08-13)
Fouls	5		Francis, Julius vs Miss. Valley State (11-19-13)
	5		OSEMHEN, Andrew vs Kennesaw State (11-14-13)
	5		KOUASSI, Willy vs Kennesaw State (11-14-13)
	5		MORENA, Bernard vs Kennesaw State (11-14-13)