



# Mississippi State Bulldogs (3-3) vs. Texas Southern Tigers (1-5)

## Basketball Media Relations

55 Coliseum Boulevard, Mississippi State, MS 39762

**GREGG ELLIS**, Primary Contact

(W) 662.325.3595 | (C) 662.322.0145 | gellis@athletics.msstate.edu

Twitter: @msusportsgregg & @HailStateMBK | www.hailstate.com

**HUNTER RICHARDSON**, Secondary Contact

(W) 662.325.6259 | (C) 901.490.4175 | hrichardson@athletics.msstate.edu

Twitter: @huntermich18

10 NCAA Appearances | 1 Final Four | 6 SEC Championships | 3 SEC Tournament Titles | 18 Postseason Appearances

## Series Information

Series: 1-0, MSU

Home: 1-0, MSU

Away: N/A

Neutral: NA

Last Meeting: 95-64, MSU (12-17-96)

Mississippi State Coach: Ben Howland

MSU Record: 3-3, 1st year

Career Record: 404-209, 20th year

vs. Texas Southern: Never met

Texas Southern Coach: Mike Davis

Texas Southern Record: 55-47, 4th year

Career Record: 292-198, 16th year



## Game Information

When: Wednesday, Dec. 2, 2015

Time: 7 p.m. CT

Location: Starkville, Miss.

Arena: Humphrey Coliseum

TV: SEC Network

PxP: Tom Hart

Analyst: Joe Dean

MSU Radio Network:

PxP: Jim Ellis

Analyst: Richard Williams

Sirius/XM: NA

## 2015-16 MSU Schedule/Results

### NOVEMBER

13	EASTERN WASHINGTON (SECN)	W, 106-88
16	SOUTHERN (SEC+)	L, 76-72

### PUERTO RICO TIPOFF

19	vs. Miami (ESPN2)	L, 105-79
20	vs. Texas Tech (espn)	L, 74-72
22	vs. Missouri State (ESPN3)	W, 84-70
28	TENNESSEE MARTIN	W, 76-51

### DECEMBER

2	TEXAS SOUTHERN (SECN)	7 p.m.
12	at Missouri-Kansas City (ASN)	4 p.m.
16	at Florida State (ESPN2)	8 p.m.
19	TULANE (SECN)	3 p.m.
23	Northern Colorado (SECN) ^	7 p.m.
31	NORTH CAROLINA CENTRAL (SEC+)	1 p.m.

### JANUARY

6	TEXAS A&M (SECN)	7:30 p.m.
9	at Arkansas (SECN)	2:30 p.m.
12	at Kentucky (ESPN/SECN)	6 p.m.
16	TENNESSEE (SECN)	2:30 p.m.
19	at Florida (ESPNU)	6 p.m.
23	OLE MISS (SECN)	1 p.m.
26	at South Carolina (SECN)	6 p.m.
30	at Missouri (SECN)	7:30 p.m.

### FEBRUARY

2	ALABAMA (SECN)	8 p.m.
6	at LSU (ESPN2)	5 p.m.
9	ARKANSAS (SECN)	8 p.m.
13	GEORGIA (SECN)	7 p.m.
16	VANDERBILT (SECN)	8 p.m.
20	at Alabama (SECN)	1:30 p.m.
24	at Texas A&M (ESPN2)	6 p.m.
27	South Carolina (SECN)	1:30 p.m.

### MARCH

2	at Ole Miss (SECN)	6 p.m.
5	AUBURN (SECN)	1:30 p.m.

### 2015 SEC Tournament

9-13	TBA +	TBA
------	-------	-----

^ - Jackson, Miss (Mississippi Coliseum)

+ - Nashville (Bridgestone Arena)

## WHAT TO NOTE AS MSU PLAYS TEXAS SOUTHERN . . .

- On Monday, **Quinnndary Weatherspoon** was tabbed the SEC Freshman of the Week after his 16-point performance against UT Martin.
- Senior forward **Gavin Ware** has now scored 20-plus points four times this season.
- MSU limited UT Martin to 51 points, the fewest it has allowed this year. That was the least amount since holding Alabama to 55 on 2-10-15
- The Bulldogs are currently 24-4 against the 10 teams that comprise the SWAC. Grambling is the only SWAC school MSU hasn't played. Earlier this year, Mississippi State lost to Southern, 76-62, at the Hump.
- Through six games, MSU is second in the SEC in field goal percentage at .499 (188-377).
- Gavin Ware** is currently third in the SEC in scoring (20.2) and T9th in rebounding (7.3). He's also tops in field goal percentage at .707 (53-75). His 12 made field goals against Missouri State are currently the most by any player in the SEC this year.
- I.J. Ready's** 11 assists against Missouri State are tied for the most in the SEC with Arkansas' Jabril Durham.
- After averaging 8.7 assists a year ago, the Bulldogs are averaging 14.7 this year.
- Of all current players in the SEC, **Craig Sword** leads all scorers with 1,160 points, while **Gavin Ware** is tops with 698 rebounds. Ware is also third with 1,022 points.
- Ben Howland** has signed six players in what is considered MSU's best recruiting class ever. In the rankings, they are fourth by Rivals, fifth by Scout and sixth by ESPN and 247 Sports. Three signees rank in ESPN's Top 100 — Mario Kegler (32), Schnider Herard (62) and Abdul Ado (68).

## MSU BY THE NUMBERS

**3** — MSU is 3-0 this year when a player posts a double-double — Gavin Ware and I.J. Ready.

**6** — Travis Daniels had a career-high 6 offensive rebounds vs. UT Martin.

**36** — Fred Thomas is 95 points shy of being the 36th MSU player to score 1,000 for a career.

## MISSISSIPPI STATE PROJECTED STARTING 5

G . 6-3 . 190 . Fr	G . 5-11 . 170 . Jr	F . 6-9 . 260 . Sr	F . 6-7 . 225 . Sr	G . 6-3 . 197 . Sr
14 Malik Newman	15 I.J. Ready	20 Gavin Ware	23 Travis Daniels	32 Craig Sword
				
Pts.: 11.4 Rbs.: 2.8 Assts.: 2.4 Stl.: 0.2	Pts.: 12.8 Rbs.: 3.2 Assts.: 5.5 Stl.: 1.7	Pts.: 20.2 Rbs.: 7.3 Blk.: 1.5 Stl.: 0.7	Pts.: 8.8 Rbs.: 5.7 Assts.: 1.5 Blk.: 0.8	Pts.: 11.8 Rbs.: 2.7 Assts.: 2.5 Stl.: 1.0

2015-16 BULLDOG BASKETBALL

WWW.HAILSTATE.COM | @HAILSTATEMBK

## 2015-16 MISSISSIPPI STATE NUMERICAL ROSTER

No.	Name	Pos.	Ht.	Wt.	Yr.	Exp.	Hometown
1	Fred Thomas	G	6-5	210	Sr.	3L	Jackson, MS (Jim Hill HS)
2	Demetrius Houston	G	6-7	201	So.	1L	Montgomery, AL (G.W. Carver HS)
4	Johnny Zuppardo	F	6-8	226	Sr.	JC	Bay St. Louis, MS (Jones Junior College)
5	Joe Strugg	F	6-9	192	Fr.	HS	Montgomery, AL (G.W. Carver HS)
10	Carter Holmes	G	6-0	185	So.	HS	Jackson, MS (Jackson Academy)
11	Quinnndary Weatherspoon	G	6-4	202	Fr.	HS	Canton, MS (Velma Jackson HS)
13	Xavian Stapleton	G	6-7	203	So.	TR	Flora, MS (Louisiana Tech)
14	Malik Newman	G	6-3	190	Fr.	HS	Jackson, MS (Callaway HS)
15	I.J. Ready	G	5-11	170	Jr.	2L	North Little Rock, AR (Parkview HS)
20	Gavin Ware	F	6-9	260	Sr.	3L	Starkville, MS (Starkville HS)
21	Reggie Patterson	G	6-4	168	Jr.	JC	Baldwyn, MS (Baldwyn HS)
22	Fallou Ndoeye	F	6-10	242	So.	1L	Taif, Senegal (Findlay Prep)
23	Travis Daniels	G	6-7	225	Sr.	1L	Tuscaloosa, AL (Shelton State CC)
24	Jett Jobe	G	6-4	181	Fr.	HS	Tuttle, OK (Tuttle HS)
32	Craig Sword	G	6-3	197	Sr.	3L	Montgomery, AL (G.W. Carver HS)
33	Elijah Staley	F	6-7	235	Fr.	HS	Marietta, GA (Wheeler HS)
35	Aric Holman	F	6-10	212	Fr.	HS	Owensboro, KY (Owensboro HS)

**Head Coach:** Ben Howland (Weber State, 1979; 1st year)  
**Assistant Coaches:** George Brooks (Mississippi State, 1997; 6th year)  
 Korey McCray (Mercer, 2001; 1st year)  
 Ernie Zeigler (Cleary College, 1994; 1st year)  
**Director of Basketball Operations:** Jason Ludwig  
**Director of Basketball Performance:** David Deets  
**Graduate Assistant Coaches:** Donovan Castro  
 Jalen Courtney  
**VIDEO:** Michael Moynihan  
**TRAINER:** Ryan Dotson

## Pronunciation Guide

FALLOU NDOYE: FA-LOU NOY  
 ARIC HOLEMAN: ERIC  
 DEMETRIUS HOUSTON: DA-ME-TREE-US  
 MALIK NEWMAN: MA-LEAK  
 QUINNNDARY WEATHERSPOON: QUINN-DARE-EE  
 JOHNNY ZUPPARDO: ZOO-PAR-DOUGH

## GENERAL INFORMATION

Location: ..... Starkville, MS  
 Founded: ..... February 28, 1878  
 Enrollment: ..... 20,873  
 Conference: ..... SEC  
 Nickname: ..... Bulldogs  
 Colors: ..... Maroon & White  
 Arena: ..... Humphrey Coliseum (10,500)  
 President: ..... Dr. Mark E. Keenum  
 Athletics Director: ..... Scott Stricklin  
 Web Site: ..... www.hailstate.com  
 Twitter: ..... @HailStateMBK

## BASKETBALL HISTORY

First Year of Basketball: ..... 1908-09  
 All-Time Record: ..... 1,350-1,145/104 years  
 All-Time SEC Record: ..... 564-738  
 Total Number of Head Coaches: ..... 20  
 Humphrey Coliseum Record: ..... 410-167  
 20-Win Seasons: ..... 17  
 NCAA Tournament Appearances: ..... 10 (11-10)  
 NCAA Tournament Final Fours: ..... 1 (1996)  
 NIT Appearances: ..... 8 (7-8)  
 NIT Final Fours: ..... 1 (2007)  
 SEC Championships: ..... 6  
 (2004, 1991, 1963, 1962, 1961, 1959)  
 SEC Tournament Championships: ..... 3  
 (2009, 2002 and 1996)  
 SEC Tournament Record: ..... 28-50  
 SEC Western Division Titles: ..... 7  
 (2010, 2008, 2007, 2004, 2003, 1996, 1995)

## TEAM INFORMATION

2014-15 Overall Record ..... 13-19  
 2014-15 SEC Record ..... 6-12, T11th  
 National Ranking: ..... n/a  
 Starters Returning/Lost: ..... 5/0  
 Letterwinners Returning/Lost: ..... 7/4  
 Newcomers: ..... 9  
 Roster (Sr./Jr/So./Fr.): ..... (5/2/4/6e)

## MEDIA INFORMATION

## Credentials

■Media members may obtain both season credentials and game-by-game passes by contacting Gregg Ellis at 662.325.3595.

## SEC Teleconference

■The SEC's weekly teleconference is every Monday and will be coordinated through the SEC media relations office. To participate, contact Craig Pinkerton of the SEC at 205-458-3038. Ben Howland is scheduled for 11:17 a.m. CT.



## Media On Twitter

Michael Bonner, Clarion Ledger  
 @MikeBBonner  
 David Brandt, Associated Press  
 @davidbrandtAP  
 Bob Carskadon, HailState Beat  
 @bobcarskadon  
 Joel Coleman, Starkville Daily News  
 @JoelTColeman  
 Robbie Faulk, 24/7 Sports  
 @robbiefaulk247  
 Paul Jones, 24/7 Sports  
 @PJ247Sports  
 Logan Lowery, Daily Journal  
 @loganlowery  
 David Murray, Dawgs' Bite  
 @DawgsBiteMag  
 Danny P. Smith, Starkville Daily News  
 @sdndannyp  
 Gene Swindoll, Gene's Page  
 @GeneSwindoll  
 Ben Wait, Commercial Dispatch  
 @bcwait



## MISSISSIPPI STATE TV/RADIO ROSTER



**1 Fred Thomas**  
SR | G | 6-5 | 210  
Jackson, MS




**2 Demetrius Houston**  
SO | F | 6-7 | 201  
Montgomery, AL



**4 Johnny Zuppardo**  
SR | F | 6-8 | 226  
Bay St. Louis, MS



**5 Joe Strugg**  
FR | F | 6-9 | 192  
Montgomery, AL



**10 Carter Holmes**  
SO | F | 6-0 | 185  
Jackson, MS



**11 Quindary Weatherspoon**  
FR | G | 6-4 | 202  
Canton, MS



**13 Xavian Stapleton**  
SO | G | 6-7 | 203  
Flora, MS



**14 Malik Newman**  
FR | G | 6-3 | 190  
Jackson, MS



**15 I.J. Ready**  
JR | G | 5-11 | 170  
North Little Rock, AR



**20 Gavin Ware**  
SR | F | 6-9 | 260  
Starkville, MS



**21 Reggie Patterson**  
JR | G | 6-4 | 168  
Baldwyn, MS



**22 Fallou Ndoye**  
SO | F | 6-10 | 242  
Taif, Senegal



**23 Travis Daniels**  
SR | G | 6-7 | 225  
Tuscaloosa, AL



**24 Jett Jobe**  
FR | G | 6-4 | 181  
Tuttle, OK



**32 Craig Sword**  
SR | G | 6-3 | 197  
Montgomery, AL



**35 Aric Holman**  
FR | F | 6-10 | 212  
Owensboro, KY



**Ben Howland**  
Head Coach  
1st Year



**George Brooks**  
Assistant Coach  
6th Year



**Korey McCray**  
Assistant Coach  
1st Year



**Ernie Zeigler**  
Assistant Coach  
1st Year

## TALE OF THE TAPE

2015-16 STATS	PPG	FG%	3FG%	FT%	RB	RBM	A	T	S	B	TM
Mississippi State (3-3)	81.5	49.9	31.6	71.7	36.5	+3.8	14.7	13.2	5.0	4.5	-2.2
Texas Southern (1-5)	70.0	42.7	34.2	60.5	33.2	-4.1	10.2	14.0	4.7	1.5	-2.8

Leaders	Scoring	Rebounds	Assists	Steals	Blocks
MSU	Ware, 20.2	Ware, 7.3	Ready, 5.5	Ready, 1.7	Ware, 1.5
UTS	Riley, 16.3	Riley, 5.3	Blanks, 2.7	Riley, 1.2	Thomas, 0.3

## Last Time Out For Texas Southern

- ✓ Lost to Washington State, 77-65.
- ✓ Malcolm Riley had 23 points, while Chris Thomas poured in 20.
- ✓ TSU forced 14 turnovers and had 13.
- ✓ WSU won the battle of the boards, 33-29.
- ✓ Malcolm Riley paced the Tigers with 6 rebounds.
- ✓ TSU was 25-57 shooting and 6-21 beyond the arc, while the Cougars were 32-58 and 7-19 from long range.

## Last Time Out For Mississippi State

- ✓ MSU won its second-straight game with a 76-51 win against UT Martin.
- ✓ Gavin Ware had 22 points and 10 boards, while Quinndary Weatherspoon had 16.
- ✓ MSU forced 12 turnovers and had 10.
- ✓ MSU won the battle of the boards, 43-27.
- ✓ MSU was 32-65 shooting and 4-18 beyond the arc, while UT Martin was 22-55, 5-17.
- ✓ MSU dished out 17 assists and had 9 steals.

## Series Notes

- ✓ Mississippi State and Texas Southern have met just once, with the Bulldogs claiming a 95-64 win in December of 1996.

## A LOOK AT THE SEC

## 2015-16 SEC Standings

	SEC	Overall
Kentucky	0-0 .000	7-0 1.000
South Carolina	0-0 .000	7-0 1.000
Texas A&M	0-0 .000	6-1 .857
Florida	0-0 .000	6-1 .857
Vanderbilt	0-0 .000	5-1 .833
Auburn	0-0 .000	3-1 .750
Ole Miss	0-0 .000	5-2 .714
Alabama	0-0 .000	4-2 .667
Georgia	0-0 .000	3-2 .600
Tennessee	0-0 .000	4-3 .571
Mississippi State	0-0 .000	3-3 .500
LSU	0-0 .000	3-3 .500
Arkansas	0-0 .000	3-3 .500
Missouri	0-0 .000	3-3 .400

As of December 2, 2015

## Recent Scores

**November 28 (Saturday)**  
 Nebraska 82, Tennessee 71  
 Mississippi State 76, UT Martin 51  
 Ole Miss 67, Bradley 54  
 Seton Hall 69, Georgia 62

**November 29 (Sunday)**  
 Alabama 74, Notre Dame 73

**November 30 (Monday)**  
 Kentucky 75, Illinois State 63  
 South Carolina 76, Western Carolina 53  
 College of Charleston 70, LSU 58

**December 1 (Tuesday)**  
 Florida 76, Richmond 56  
 Georgia 86, Oakland 82  
 Arkansas 117, Northwestern State 78  
 Missouri 88, Arkansas State 78

## Upcoming Games

**December 2 (Today)**  
 Auburn at Coastal Carolina, 6 p.m.  
 Texas Southern at Mississippi State, 7 p.m.  
 FGCU at Texas A&M, 7 p.m.  
 Detroit at Vanderbilt, 7 p.m.  
 North Florida at LSU, 7 p.m.

**December 3 (Thursday)**  
 Kentucky at UCLA, 8 p.m.

**December 4 (Friday)**  
 Kansas State at Georgia, 6 p.m.  
 Arkansas at Wake Forest, 6 p.m.  
 Alabama at Southern Miss, 7 p.m.  
 Northern Illinois at Missouri, 7 p.m.

**December 5 (Saturday)**  
 Ole Miss vs. UMass, 3 p.m.  
 South Florida at South Carolina, 3 p.m.  
 Texas A&M at Arizona State, 9:30 p.m.

## Next 5 For MSU . . .

## December 12

**Who:** Missouri-Kansas City  
**Where:** Kansas City, Mo.  
**Time:** 4 p.m.  
**TV:** ASN

## December 16

**Who:** Florida State  
**Where:** Tallahassee, Fla.  
**Time:** 8 p.m.  
**TV:** ESPN2

## December 19

**Who:** Tulane  
**Where:** Starkville, Miss.  
**Time:** 3 p.m.  
**TV:** SEC Network

## December 23

**Who:** Northern Colorado  
**Where:** Jackson, MS  
**Time:** 7 p.m.  
**TV:** SEC Network

## December 31

**Who:** North Carolina Central  
**Where:** Starkville, MS  
**Time:** 1 p.m.  
**TV:** SEC Network+



**Humphrey Coliseum History**

**First Game:**..... Dec. 1, 1975; MSU 85, Indiana St. 82  
**Overall Record:**.....410-167 (.711)  
**Non-Conference Record:**..... 203-35 (.853)  
**SEC Record:**.....207-132 (.611)

**Humphrey Coliseum Yearly Records**

Year	Attn.	Avg.	Record (SEC)
1975-76	70,081	5,006	0-4 (5-4)
1976-77	76,232	5,082	11-4 (5-4)
1977-78	72,025	5,540	11-2 (8-1)
1978-79	99,906	7,136	11-3 (7-2)
1979-80	67,209	6,721	6-4 (5-4)
1980-81	48,214	4,018	6-6 (3-6)
1981-82	56,414	4,030	7-7 (3-6)
1982-83	68,416	5,263	11-2 (7-2)
1983-84	61,508	4,393	6-8 (3-6)
1984-85	89,370	6,384	11-3 (7-2)
1985-86	43,927	3,379	4-9 (3-6)
1986-87	40,715	2,908	7-7 (3-6)
1987-88	54,074	4,160	9-4 (5-4)
1988-89	74,344	5,719	9-4 (5-4)
1989-90	74,623	5,740	9-4 (5-4)
1990-91	102,072	7,852	12-1 (8-1)
1991-92	72,142	5,549	8-5 (4-4)
1992-93	61,172	4,706	10-3 (5-3)
1993-94	88,687	6,335	10-4 (5-3)
1994-95	80,681	6,723	11-1 (7-1)
1995-96	97,996	7,538	10-3 (6-2)
1996-97	74,275	5,305	10-4 (5-3)
1997-98	77,954	5,996	7-6 (2-6)
1998-99	70,257	5,018	12-2 (6-2)
1999-00	61,764	4,412	10-4 (4-4)
2000-01	77,654	4,568	13-4 (6-2)
2001-02	79,642	5,689	13-1 (7-1)
2002-03	98,312	7,022	12-2 (7-1)
2003-04	111,940	7,996	12-2 (6-2)
2004-05	103,031	7,925	11-2 (6-2)
2005-06	90,875	5,680	11-5 (5-3)
2006-07	123,736	6,512	16-3 (6-2)
2007-08	106,672	7,111	12-3 (7-1)
2008-09	157,111	8,728	13-5 (5-3)
2009-10	116,919	6,878	13-4 (6-2)
2010-11	97,069	5,710	12-5 (5-3)
2011-12	152,363	8,019	15-4 (6-2)
2012-13	94,092	6,721	7-7 (3-6)
2013-14	123,743	6,875	11-7 (3-6)
2014-15	106,946	6,291	9-8 (3-6)
2015-16	22,976	7,659	2-1

**vs. SEC Opponents**

Opponent	GP	W	L	PCT.	Str.
Alabama	39	22	17	.564	L2
Arkansas	23	17	6	.739	L2
Auburn	39	27	12	.692	W5
Florida	28	14	14	.500	L2
Georgia	29	18	11	.621	L3
Kentucky	29	9	20	.310	L4
LSU	29	24	15	.615	W1
Missouri	3	2	1	.667	W1
Ole Miss	40	32	8	.800	L1
S. Carolina	12	9	3	.750	L1
Tennessee	29	14	15	.483	L2
Texas A&M	2	1	1	.500	W1
Vanderbilt	28	19	9	.669	W1

**MSU KNOWS HOW TO WIN GAMES AT 'THE HUMP'**

Over the course of the last decade, Mississippi State's Humphrey Coliseum has become a difficult venue for opposing teams. Last year, MSU was 9-8, including a 6-2 mark against non-conference foes. This year, the MSU is 2-1.

The Bulldogs have compiled a 41-season composite record of 410-167 (.711) at "The Hump" since Mississippi State's basketball facility opened prior to the 1975-76 campaign.

**TRACKING MSU'S HOME SUCCESS UNDER BEN HOWLAND**

Season	Overall		SEC		Non-SEC	
	Record	Win %	Record	Win %	Record	Win %
2015-16	2-1	.667			2-1	.667
<b>Totals</b>	<b>2-1</b>	<b>.667</b>			<b>2-1</b>	<b>.667</b>

**A LOOK AT THE HISTORY OF HUMPHREY COLISEUM****LARGEST CROWDS  
AT THE HUMP**

Crowd	Opponent	Date
10,788	Kentucky	2-16-10
10,735	Ole Miss	2-7-04
10,645	Ole Miss	2-23-02
10,541	Florida	1-7-03
10,458	Auburn	3-2-04
10,437	Alabama	2-21-04
10,432	Alabama	3-5-05
10,432	Kentucky	1-13-04
10,429	Ole Miss	2-15-03
10,421	Ole Miss	1-26-08
10,412	Ole Miss	1-13-09
10,364	Ole Miss	2-9-12
10,338	Florida	1-24-07
10,315	Kentucky	1-9-96

**INDIVIDUAL MSU  
RECORDS AT THE HUMP**

**Most Points Scored**  
40, Rickey Brown (Auburn, 3-7-77)

**Most Rebounds**  
24, Wiley Peck (Alabama, 1-27-79)

**Most Assists**  
15, Al Perry (Vanderbilt, 1-29-77)

**TEAM MSU  
RECORDS AT THE HUMP**

**Most Points Scored**  
123, Troy State (12-5-95)

**Most Rebounds**  
75, Mississippi Valley St. (11-21-00)

**Most Consecutive Wins**  
14, 1-22-03 to 1-10-04

## A CLOSER LOOK AT MSU

### PRESEASON ALL-SEC & POLL

■ In the preseason polls voted on by the media, freshman Malik Newman was tabbed second-team All-SEC. Last March, senior guard Craig Sword earned second-team honors but didn't make the preseason list this year.

As a team, the Bulldogs were picked to finish 8th under first-year coach Ben Howland after concluding the 2015 campaign tied for 11th.

Last week, the coaches poll was released and both Sword and Newman were named second-team All-SEC.

#### Preseason Poll

1. Kentucky
2. Vanderbilt
3. Texas A&M
4. LSU
5. Georgia
6. Florida
7. South Carolina
8. Mississippi State
9. Ole Miss
10. Auburn
11. Arkansas
12. Tennessee
13. Alabama
14. Missouri

### WARE TABBED SEC POW

■ After scoring a career-high 26 points and grabbing 13 rebounds in the season opener against Eastern Washington, senior forward Gavin Ware was named the first SEC Player of the Week this season.

It's the second league honor for Ware, who was named SEC Freshman of the Week on Dec. 24, 2013.

He was also the first Bulldog to earn POW honors since Craig Sword on Dec. 2, 2014.

### WARE MAKING REBOUNTING MOVES

■ Senior forward Gavin Ware currently has 698 rebounds, the 13th most in school and 15 shy of tying Jerry Graves for the 10th most in school history.

#### Rebounding Chart

- |                      |       |
|----------------------|-------|
| 1. Bailey Howell     | 1,277 |
| 2. Jarvis Varnado    | 1,096 |
| 3. Rickey Brown      | 1,092 |
| 10. Jerry Graves     | 713   |
| 11. Leland Mitchell  | 705   |
| 12. Gavin Ware       | 698   |
| 13. Charles Rhodes   | 691   |
| T14. Jamont Gordon   | 677   |
| T14. Tang Hamilton   | 677   |
| 16. Charles Hull     | 661   |
| 17. Lawrence Roberts | 654   |

### SWORD STEALING RECORD

■ Senior guard Craig Sword currently has 150 career steals, which ranks 8th all-time in MSU history. Ray White (1976-79) owns the record with 217.

#### Steals Chart

- |                      |     |
|----------------------|-----|
| 1. Ray White         | 217 |
| 2. Derrick Zimmerman | 205 |
| 3. Dee Bost          | 193 |
| 4. Chuck Evans       | 165 |
| 5. Barry Stewart     | 162 |
| 6. Timmy Bowers      | 161 |
| 7. Tony Watts        | 154 |
| 8. Craig Sword       | 150 |
| 9. Winsome Frazier   | 147 |
| 10. Darryl Wilson    | 140 |

### SWORD CLIMBING SCORING CHARTS

■ Last year, Craig Sword became the 34th player in school history to score 1,000 points for career.

He currently ranks 26th all-time with 1,160. He needs just 8 more points to tie Marckell Patterson for the 25th most in MSU history.

Here's a closer look at Mississippi State's scoring history . . .

#### Scoring Leaders

- |                        |       |
|------------------------|-------|
| 1. Jeff Malone         | 2,142 |
| 2. Bailey Howell       | 2,030 |
| 3. Jim Ashmore         | 1,918 |
| 4. Rickey Brown        | 1,838 |
| 5. Ray White           | 1,652 |
| 10. Jerry Jenkins      | 1,503 |
| 20. Jerry Graves       | 1,245 |
| 25. Marckell Patterson | 1,168 |
| 26. Craig Sword        | 1,160 |
| 27. Gary Hooker        | 1,144 |
| 28. Wiley Peck         | 1,136 |
| 29. Greg Carter        | 1,123 |
| 30. Tyrone Washington  | 1,119 |
| 31. W.D. "Red" Stroud  | 1,116 |
| 32. Larry Fry          | 1,079 |
| 33. Lawrence Roberts   | 1,048 |
| 34. Greg Lockhart      | 1,042 |

### BULLDOGS SIGN 6

■ Mississippi State took advantage of the early signing period on Nov. 11 and signed six players — one 5-star and five 4-stars — to give MSU one of its best classes in school history.

5-star standout Mario Kegler, a Mississippi native and former Callaway teammate with Malik Newman, is in his final year at Oak Hill Academy in Virginia. He is joined by heralded 4-stars Abdul Ado (Chattanooga, Tenn.), Tyson Carter (Starkville, Miss.), Lamar Peters (New Orleans), Eli Wright (Owensboro, Ky.) and Schnider Herard (Plano, Texas).

### WARE JOINS 1,000-POINT CLUB

■ Currently, only four players in Mississippi State history have totaled 900 rebounds and 1,000 points.

However, senior forward Gavin Ware is on pace to join that group.

The four players who have achieved that feat are hall of famer Bailey Howell (2,030 pts, 1,277 rbs), Jarvis Varnado (1,403 pts, 1,096 rbs), Rickey Brown (1,838 pts, 1,092 rbs) and Wiley Peck (1,136 pts, 964 rbs).

Ware now has 1,022 points and 698 boards.

### COACHING DEBUTS

■ Since 1948, Mississippi State has had 10 head coaches. Of the group, only five have had winning seasons in their first year at the helm.

And of that group, only one had 20 wins, and that was Rick Stansbury in 1999 when the Bulldogs posted a 20-13 ledger en route to advancing to the NIT, where they lost to Colorado State in the opening round, 69-56

#### Coaching Debuts in Modern Era

- |      |                  |       |
|------|------------------|-------|
| 1948 | Paul Gregory     | 6-12  |
| 1956 | Babe McCarthy    | 12-12 |
| 1966 | Joe Dan Gold     | 14-11 |
| 1971 | Kermit Davis     | 15-10 |
| 1978 | Ron Greene       | 18-9  |
| 1979 | Jim Hatfield     | 19-9  |
| 1982 | Bob Boyd         | 8-19  |
| 1987 | Richard Williams | 7-21  |
| 1999 | Rick Stansbury   | 20-13 |
| 2013 | Rick Ray         | 10-22 |

### A LOOK AT MSU vs. RANKED FOES

■ Entering the 2015-16 campaign, Mississippi State has lost 10-straight games to ranked opponents and 12 out of the last 16 after the setback to Kentucky

Below is a closer look at those games.

Date	Team	Score	Rank
02-25-15	Kentucky	L, 74-56	1
02-21-15	Arkansas	L, 65-61	17
01-20-14	Florida	L, 62-51	3
01-08-14	Kentucky	L, 85-63	14
02-09-13	Florida	L, 83-55	2
02-06-13	Ole Miss	L, 93-75	23
01-26-13	Florida	L, 82-47	7
11-19-12	North Carolina	L, 95-49	11
02-21-12	Kentucky	L, 73-64	1
02-28-12	Florida	L, 69-57	13
11-18-11	Arizona	W, 67-57	15
11-17-11	Texas A&M	W, 69-60	18
02-29-11	Florida	W, 71-64	24
02-27-11	Vanderbilt	L, 81-74	19
03-14-10	Kentucky	L, 75-74 (ot)	2
03-13-10	Vanderbilt	W, 62-52	20

### FIVE SENIORS RETURN

■ Mississippi State's roster features five seniors — Travis Daniels, Craig Sword, Fred Thomas, Gavin Ware and Johnny Zuppardo.

Only Zuppardo hasn't played an official game.

In the SEC, only Texas A&M has more seniors with six.

### HOWLAND LOOKING TO JOIN ELITE CLUB IN TERMS OF NCAAS

■ Ben Howland enters his first season at Mississippi State looking to achieve a feat only 12 coaches have ever done, and that's lead four different teams to the NCAA Tournament.

Howland has already guided Northern Arizona, Pittsburgh and UCLA to the Big Dance.

The first 12 coaches to do so are Lon Kruger, Steve Alford, John Beilein, Lefty Driesell, Cliff Ellis, Larry Eustachy, Jim Harrick, Fran McCaffery, Tom Penders, Tubby Smith, Rick Pitino and Eddie Sutton.

### MSU SHOOTS LIGHTS OUT VS. EWU

■ Against Eastern Washington, MSU shot 62.1 percent (41-66) from the floor. It was the first time it shot 60 percent or better since hitting 60.4 percent (29-48) against Auburn on Feb. 4, 2012.

### 100-PLUS POINTS

■ MSU scored 100 points in a season opener for the first time since opening the 1998-99 campaign with a 105-53 win against Arkansas-Pine Bluff.

### SEASON-OPENING SELLOUT

■ Mississippi State ushered in the Ben Howland era with a sellout against Eastern Washington.

It was the Bulldogs' first sellout since Feb. 21, 2012, against Kentucky.

MSU's game against the Eagles also featured a double-digit rally from 10 points down. Only once last year did MSU overcome a double-digit deficit to post a win — 12 vs. Vanderbilt.

## 2015-16 MISSISSIPPI STATE NOTES

### BULLDOGS INVITED TO CHARLESTON

■ Mississippi State will participate in the 2016 Gildan Charleston Classic next November.

The other teams competing are Boise State, College of Charleston, Central Florida, UTEP, Villanova, Wake Forest and Western Michigan.

### MSU YIELDS 100-PLUS POINTS TO MIAMI

■ In the opening round of the Puerto Rico Tip-Off, Mississippi State dropped a 105-79 decision to the Miami Hurricanes.

It was the first time the Bulldogs allowed 100-plus point since a 101-96 setback to UMass in overtime on 3-13-12.

It was the 35th time in school history a team has scored 100-plus points against MSU.

### HOUSTON SUSPENDED INDEFINITELY

■ Sophomore forward Demetrius Houston didn't travel to Puerto Rico after being suspended indefinitely for conduct detrimental to the team.

He has not played in the last five games.

### ALABAMA ROSTER FLAVOR

■ A quick glance at Mississippi State's roster reveals one very strong common thread — the state of Alabama.

Player wise, the roster features four players from Alabama — Travis Daniels, Demetrius Houston, Joe Strugg and Craig Sword.

In addition, the coaching staff has one tie in George Brooks.

Brooks is a native of Lafayette, Ala.

### READY HAS FIRST DOUBLE-DOUBLE

■ Mississippi State junior guard I.J. Ready posted his first double-double against Missouri State in Puerto Rico with 13 points and career-high 11 assists.

### STALEY ADDED TO ROSTER

■ Freshman Elijah Staley was added to the roster on Monday.

The redshirt freshman from Marietta, Ga., is also a back-up quarterback on the football team. He's appeared in two games this season and has rushed for 18 yards.

A year ago, he briefly practiced with the basketball team once football concluded, but a knee injury sidelined him in January.

In high school, Staley was a Class 6A first-team All-State selection by the Atlanta Journal-Constitution as junior, averaging 18.0 points and 9.5 rebounds.

He led his Wheeler High School team to a 21-9 ledger and a berth to the state semifinals.

His career high of 40 points came against Etowah in 2013.

In football his senior season, was ranked as the 18th-best quarterback in the country according to ESPN

### AUSTIN NAMED 2016 SEC LEGEND

■ Mario Austin has been named the 2016 SEC Legend.

Austin, a native of York, Ala., played for the Bulldogs from 2001-03 and led MSU to the 2002 SEC Tournament title and two NCAA Tournaments.

The All-SEC standout currently ranks 24th all-time with 1,199 points

He'll be recognized at the SEC Tournament next March in Nashville.

### All-Time MSU Legends

1999: Bailey Howell

2000: Jim Ashmore

2001: W.D. Stroud

2002: Jeff Malone

2003: Joe Dan Gold

2004: Greg Carter

2005: Jack Bouldin

2006: Rickey Brown

2007: Richard Williams

2008: Wiley Peck

2009: Tony Watts

2010: Kermit Davis

2011: Darryl Wilson

2012: Chuck Evans

2013: Horatio Webster

2014: Erick Dampier

2015: Doug Hutton

2016: Mario Austin

## 2015-16 MISSISSIPPI STATE MISCELLANEOUS STATS/SEC STANDINGS

## CHARTING THE BULLDOGS

Dunks		How First Points Were Scored	
Gavin Ware	10	3-pointer	1
Travis Daniels	2	Jumper	3
Craig Sword	6	Layup	2
Quinnndary Weatherspoon	1	Dunk	
Fred Thomas	1	Free Throw	
Fallou Ndoe	1		
Charges Drawn		Final Three Minutes From FT Line	
Quinnndary Weatherspoon	2	Craig Sword	2-2 (.000)
Johnny Zuppardo	1	I.J. Ready	5-6 (.833)
Fred Thomas	1	Fred Thomas	2-2 (1.000)
Fallou Ndoe	1	Travis Daniels	0-2 (.000)
		Malik Newman	0-2 (.000)
Point Distribution (%)		TOTAL	9-14 (.643)
Senior	299 (61.2)	Opponent Total	16-27 (.593)
Junior	77 (15.7)		
Sophomore	4 (0.8)		
Freshman	109 (22.3)		
<b>TOTAL:</b>	<b>489</b>		
First Sub			
Johnny Zuppardo	4		
Quinnndary Weatherspoon	3		
Malik Newman	2		
Fred Thomas			
Scored First Points			
Gavin Ware	3		
Craig Sword	2		
I.J. Ready	1		

## DIFFERENCE BETWEEN WINNING AND LOSING

Wins	Stat	Losses
88.7	Points	74.3
69.7	Opp. Points	85.0
+19	Scoring Margin	-10.7
56.8	FG%	42.8
44.9	Opp. FG%	48.9
26.4	3FG%	35.0
28.6	Opp. 3FG%	38.8
76.6	FT%	67.3
68.6	Opp. FT%	71.6
37.0	Rebounds	36.0
28.3	Opp. Rebounds	37.0
+8.7	Rebound Margin	-1.0
17.0	Assists	12.3
11.0	Turnovers	15.3
+1.3	Turnover Margin	-5.7
6.7	Steals	3.3
4.3	Blocks	4.7

## BULLDOGS IN SEC

CATEGORY	RANK
Scoring offense	6
Scoring defense	14
FG%	2
FG% defense	14
3PT FG%	10
3PT FG% defense	9
FT%	3
Rebounds	12
Rebounds allowed	4
Rebound margin	8
Assists	8
Blocked shots	11
Steals	14
Turnover margin	13
Assist/Turnover ratio	9

## SEASON AND CAREER TOTALS

	2015-16	Career		2015-16	Career		2015-16	Career
<b>Double-Digit Scoring</b>			<b>Double-Doubles</b>			<b>5+ Made Free Throws</b>		
Gavin Ware	6 (3-3)	50 (23-27)	Gavin Ware	2 (2-0)	14 (11-3)	Craig Sword	2 (0-2)	24 (12-12)
Craig Sword	3 (1-2)	55 (24-31)	I.J. Ready	1 (1-0)	1 (1-0)	Fred Thomas		12 (8-4)
Fred Thomas	1 (1-0)	40 (21-19)	<b>3+ 3-Pointers</b>			Gavin Ware		11 (6-5)
I.J. Ready	4 (3-1)	20 (10-10)	Fred Thomas	1 (0-1)	18 (810)	Travis Daniels		2 (1-1)
Travis Daniels	1 (1-0)	9 (5-4)	I.J. Ready	1 (0-1)	5 (0-4)	I.J. Ready	1 (1-0)	2 (2-0)
Malik Newman	3 (1-2)	3 (1-2)	Travis Daniels	1 (0-1)	3 (1-2)	<i>Note: Record in games in ()</i>		
Quinnndary Weatherspoon	3 (2-1)	3 (2-1)	Craig Sword		4 (1-3)			
Fallou Ndoe		1 (0-1)	Malik Newman	1 (0-1)	1 (0-1)			
<b>20+ Points</b>			<b>10+ 3-Point Attempt Games</b>					
Gavin Ware	4 (3-1)	8 (7-1)	Thomas		1 (0-1)			
Craig Sword	1 (0-1)	13 (5-8)	<b>3+ Steal Games</b>					
Fred Thomas		2 (2-0)	I.J. Ready	1 (1-0)	9 (6-3)			
Travis Daniels		1 (1-0)	Fred Thomas		14 (8-6)			
I.J. Ready	1 (1-0)	1 (1-0)	Craig Sword		17 (7-10)			
<b>30+ Points</b>			Gavin Ware		1 (1-0)			
Craig Sword		1 (0-1)	Demetrius Houston		2 (1-1)			
<b>10+ Rebounds</b>			<b>5+ Block Games</b>					
Gavin Ware	2 (2-0)	18 (14-4)	Ware	1 (1-0)	2 (1-1)			
Travis Daniels	1 (0-1)	1 (0-1)						





## Ben Howland

### 20th Season Overall

### 1st Season At Mississippi State

### 404-209 (2-3 at MSU)

- On March 23, 2015, Ben Howland was named the 20th head coach in Mississippi State history.
- In four different stints as a head coach, Howland has a 404-209 record – Northern Arizona (79-59), Pittsburgh (89-40), UCLA (233-107) and Mississippi State (3-3).
- Led UCLA to three-consecutive Final Fours.

- In 2006, the Bruins played Florida for the national championship.
- In 2008, Howland became one of three coaches in NCAA Division I history to win at least 30 games in three-straight seasons, joining Adolph Rupp (Kentucky 1947-49) and John Calipari (Memphis, 2006-08).
- During his 10-year tenure at UCLA, the Bruins went to the NCAA Tournament seven times and won four Pac-10 regular-season crowns, while having 18 players drafted by NBA teams.
- His 97 victories from 2006-08 stand as the most by any UCLA head coach in a three-year span.
- Has been a Conference Coach of the Year in the Pac-10, Big East and Big Sky.
- His final two years at Pitt, the Panthers went 57-11 and reached the Sweet 16 both years.
- In 2003, Pittsburgh won the Big East Tournament crown and held the nation's No. 2 ranking for eight weeks in the Associated Press poll before ending the year at No. 4.
- In 2002, Howland guided the Panthers to a school-record 29 wins en route to becoming the school's first coach in 26 years to garner National Coach of the Year honors.
- Howland's first coaching gig was at Northern Arizona, where his last three teams posted 20-plus win seasons.
- In 1997, the Lumberjacks had a school-record 21 victories, captured the Big Sky regular-season title and played in the NIT.
- In 1998, Howland guided NAU to its first NCAA Tournament after capturing the Big Sky Tournament championship and second-straight regular-season crown.
- Howland spent one year as a graduate assistant at Gonzaga (1981) before becoming an assistant at California-Santa Barbara from 1982-94.
- Played two years at Santa Barbara College before transferring to Weber State, where he earned his degree in physical education in 1979.
- Howland and his wife, Kim, a former Weber State cheerleader, have two children – Meredith and Adam (Brittney) – and one grandson, Benjamin Clark Howland II.



#### Howland's Year-By-Year Record

##### Northern Arizona (1994-99)

Year	Overall	Big Sky Record	Postseason
1995	9-17	4-10 (7th)	
1996	7-19	3-11 (7th)	
1997	21-7	13-1 (1st)	NIT First Round
1998	21-8	12-2 (1st)	NCAA First Round
1999	21-8	12-4 (2nd)	
<b>Totals</b>	<b>79-59 (.572)</b>	<b>44-28 (.611)</b>	

##### Pittsburgh (2000-03)

Year	Overall	Big East Record	Postseason
2000	13-15	5-11 (11th)	
2001	19-14	7-9 (5th West)	NIT Second Round
2002	29-6	13-3 (1st West)	NCAA Sweet 16
2003	28-5	13-3 (T1st West)	NCAA Sweet 16
<b>Totals</b>	<b>89-40 (.690)</b>	<b>38-26 (.594)</b>	

##### UCLA (2004-13)

Year	Overall	Pac-10/12 Record	Postseason
2004	11-17	7-11 (1T7th)	
2005	18-11	11-7 (T3rd)	NCAA First Round
2006	32-7	14-4 (1st)	NCAA Runner-up
2007	30-6	15-3 (1st)	NCAA Final Four
2008	35-4	16-2 (1st)	NCAA Final Four
2009	26-9	13-5 (2nd)	NCAA Second Round
2010	14-18	8-10 (T5th)	
2011	23-11	13-5 (2nd)	NCAA Second Round
2012	19-14	11-7 (T5th)	
2013	25-10	13-5 (1st)	NCAA First Round
<b>Totals</b>	<b>233-107 (.685)</b>	<b>121-59 (.672)</b>	

##### Mississippi State (2016)

Year	Overall	SEC Record	Postseason
2016	2-3		
<b>Totals</b>	<b>2-3 (.4-0)</b>		
<b>OVERALL</b>	<b>403-209 (.658)</b>		

Alabama	1-0	North Carolina AT&T	1-0
Albany	1-0	Northern Arizona	1-0
Appalachian State	1-0	Notre Dame	5-8
Arizona	14-11	Oakland	2-0
Arizona State	17-8	Occidental College	1-0
Arkansas	0-1	Ohio State	2-0
Arkansas-Pine Bluff	1-0	Oral Roberts	0-2
Belmont	1-0	Oregon	12-8
Boise State	0-4	Oregon State	16-4
Boston College	4-2	Pacific	1-0
Butler	0-1	Penn State	2-1
BYU	2-0	Pennsylvania	1-0
Cal Poly	2-2	Pepperdine	4-0
Cal State Bakersfield	1-0	Pittsburgh	1-0
Cal State Fullerton	1-1	Portland	0-1
Cal State Northridge	9-2	Portland State	5-3
CSU San Bernardino	1-0	Prairie View A&M	2-0
California	17-10	Providence	3-1
Central Conn. State	1-0	Rhode Island	2-0
Chaminade (Hawaii)	3-0	Richmond	1-0
Chicago State	1-0	Robert Morris	4-0
Cincinnati	0-1	Rutgers	6-1
Co. of Notre Dame	1-0	Sacramento State	7-2
Colorado	2-0	Sam Houston State	2-1
Colorado College	2-0	San Diego	0-3
Colorado State	1-0	San Diego State	0-1
Concordia (Calif.)	0-1	San Jose State	1-0
Connecticut	2-3	Savannah State	1-0
Coppin State	1-0	Seton Hall	5-2
Davidson	1-0	Sonoma State	1-0
Delaware State	2-0	South Florida	0-1
DePaul	1-0	Southeast Louisiana	1-0
Drexel	1-0	Southern University	0-1
Duquesne	3-1	Southern Cal	14-9
East Carolina	0-1	Southern Illinois	1-0
Eastern Illinois	1-0	Southern Utah	3-1
Eastern Washington	11-1	Southwest Texas	0-1
Elon	1-0	St. Bonaventure	2-0
Florida	0-3	St. Francis (N.Y.)	2-0
Florida International	2-1	St. Francis (Pa.)	4-0
Fresno State	1-0	St. Johns	2-3
George Mason	1-0	St. Martin's	1-0
George Washington	1-0	Stanford	14-7
Georgetown	5-4	Stephen F. Austin	1-1
Georgia	1-1	Syracuse	4-5
Georgia Tech	1-0	Temple	1-0
Gonzaga	1-0	Tennessee	0-1
Idaho	1-3	Tennessee Martin	1-0
Idaho State	8-3	Texas	1-3
Illinois State	1-0	Texas A&M	2-0
Indiana	2-0	Texas Arlington	1-1
Indiana State	1-0	Texas Tech	0-2
IUPUI	1-0	Texas Pan American	2-0
James Madison	1-0	UC Davis	3-0
Kansas	1-3	UC Irvine	5-1
Kent State	0-1	UC Riverside	2-0
Kentucky	1-1	UC Santa Barbara	0-1
Long Beach State	3-1	UCLA	0-1
Louisiana Tech	1-0	UNLV	0-1
Loyola Marymount	3-2	Utah	2-1
LSU	1-0	Vermont	1-0
Marist	1-0	Villanova	3-3
Marquette	0-1	VCU	1-3
Maryland	1-0	Virginia Tech	2-0
McNeese State	1-0	Wagner	2-0
Memphis	1-2	Washington	10-11
Mercer	1-0	Washington State	18-3
Miami	3-4	Weber State	3-9
Miami (OH)	1-0	West Virginia	5-4
Michigan	4-3	Western Illinois	2-0
Michigan State	3-1	Western Kentucky	1-0
Middle Tenn. State	0-1	Western Oregon	1-0
Minnesota	0-1	Wright State	1-0
Mississippi State	0-2	Wyoming	1-0
MVSU	1-0	Xavier	1-0
Missouri	1-0	Yale	1-0
Missouri State	1-0	Youngstown State	1-0
Montana	6-5		
Montana State	9-3	<b>TOTAL:</b>	<b>404-209</b>
Montana Tech	1-0		
Morgan State	1-0		
Morris Brown	1-0		
N. Mexico Highlands	1-0		
Nebraska	1-1		
Nevada	1-0		
New Mexico State	2-0		
New Orleans	2-0		
Norfolk State	2-0		

# MISSISSIPPI STATE BY THE NUMBERS

## GAME-BY-GAME SPECIALTY STATS (MSU First)

<u>Opponent</u>	<u>Paint</u>	<u>Off TO</u>	<u>2nd Chance</u>	<u>Fast Break</u>	<u>Bench</u>
Eastern Washington	54/52	17/12	19/10	12/4	20/8
Southern	20/34	10/24	8/10	2/10	16/23
Miami	32/46	10/26	5/17	6/8	25/50
Texas Tech	36/40	9/20	18/16	12/11	17/19
Missouri State	40/24	22/13	10/13	10/4	11/24
UT Martin	40/30	16/9	19/8	12/2	23/18

Texas Southern  
UMKC  
Florida State  
Tulane  
Northern Colorado  
North Carolina Central

Texas A&M  
Arkansas  
Kentucky  
Tennessee  
Florida  
Ole Miss

South Carolina  
Missouri  
Alabama  
LSU  
Arkansas  
Georgia

Vanderbilt  
Alabama  
Texas A&M  
South Carolina  
Ole Miss  
Auburn

SECT

## GAME-BY-GAME LEAD/DEFICIT

<u>Opponent</u>	<u>Largest Lead</u>	<u>Largest Deficit</u>	<u>Final Score</u>
Eastern Washington	21 (95-74, 2nd)	10 (33-43, 1st)	W, 106-88
Southern	4 (61-57, 2nd)	8 (61-69, 2nd)	L, 76-72
Miami	2 (2-0, 1st)	31 (70-101, 2nd)	L, 105-79
Texas Tech	7 (22-15, 1st)	13 (24-37, 1st)	L, 74-72
Missouri State	20 (42-22, 1st)	Never Trailed	W, 84-70
UT Martin	25 (73-48, 1st)	2 (0-2, 1st)	W, 76-51

Texas Southern  
UMKC  
Florida State  
Tulane  
Northern Colorado  
North Carolina Central

Texas A&M  
Arkansas  
Kentucky  
Tennessee  
Florida  
Ole Miss

South Carolina  
Missouri  
Alabama  
LSU  
Arkansas  
Georgia

Vanderbilt  
Alabama  
Texas A&M  
South Carolina  
Ole Miss  
Auburn

SECT

## Mississippi State Scoring By The Half

<u>Team</u>	<u>1st Half</u>	<u>2nd Half</u>
Eastern Washington	48	58
Southern	40	32
Miami	35	44
Texas Tech	32	40
Missouri State	45	39
UT Martin	36	40

**Lowest First Half:** 32, Texas Tech

**Highest First Half:** 48, Eastern Washington

**Lowest 2nd Half:** 32, Southern

**Highest 2nd Half:** 58, Eastern Washington

## Opponent Scoring By The Half

<u>Team</u>	<u>1st Half</u>	<u>2nd Half</u>
Eastern Washington	51	37
Southern	45	31
Miami	59	46
Texas Tech	41	33
Missouri State	27	43
UT Martin	29	22

**Lowest First Half:** 27, Missouri State

**Highest First Half:** 59, Miami

**Lowest 2nd Half:** 22, UT Martin

**Highest 2nd Half:** Miami, 46

# MISSISSIPPI STATE BY THE NUMBERS

## MSU'S 2015-16 RECORD WHEN . . .

Leads at Halftime	2-0
Trails at Halftime	1-3
Is Tied at Halftime	
Shoots 45% or better from the field	3-1
Shoots less than 45% from the field	0-2
Opp. shoots less than 45% from the field	2-1
Opp. shoots 45% or better from the field	1-2
Outrebounds (or ties) the opponent	2-2
Outrebounded by the opponent	1-1
More Assists (or ties) than the opponent	3-2
Fewer Assists than the opponent	0-1
Fewer (or ties) TOs than opponent	2-0
More TOs than opponent	1-3
Holds opponents to 65 points or less	1-0
In games decided by 10 points or less	0-2

## MSU'S 2015-16 RECORD IN . . .

All Games	3-3
Home Games	2-1
Road Games	
Neutral-sites	1-2
Non-SEC Games	3-3
Non-SEC Home Games	2-1
Non-SEC Road Games	
Non-SEC Neutral-site Games	1-2
SEC Games	
SEC Home Games	
SEC Road Games	
SEC Tournament	
November Games	3-3
December Games	
January Games	
February Games	
March Games	
Monday Games	0-1
Tuesday Games	
Wednesday Games	
Thursday Games	0-1
Friday Games	1-1
Saturday Games	1-0
Sunday Games	1-0
Overtime Games	
Television Games	3-3
Games vs. Ranked Opponents	

## MISC. 2015-16 TEAM STATS

### Largest Lead Surrendered in Loss:

7, Texas Tech (11-20-15)

### Largest Deficit Overcome in Win:

10, Eastern Washington (11-13-15)

### Largest Lead at Anytime:

25, UT Martin (11-28-15)

### Largest Deficit Anytime:

31, Miami (11-19-15)

## MISCELLANEOUS MSU INDIVIDUAL STATISTICS

**Games Scoring in Double Figures:** Ware 6, Sword 3, Ready 4, Newman 3, Weatherspoon 3, Daniels, Thomas

**Games Scoring 20-plus Points:** Ware 4, Sword, Ready

**Games Scoring 30-plus Points:**

**Games Rebounding in Double Figures:** Ware 2, Daniels

**Games With Double Figures in Assists:** Ready

**Games With Double-Doubles:** Ware 2, Ready

**Games With Triple-Doubles:**

**Games As Team High Scorer (or co-leader):** Ware 4, Sword 2, Newman

**Games As Team High Rebounder (or co-leader):** Ware 4, Daniels 2

**Games As Team Leader in Assists (or co-leader):** Ready 5, Sword 2, Newman

**Games As Team Leader in Steals (or co-leader):** Ready 5, Sword 3, Weatherspoon 2, Ware, Thomas, Zuppardo

**Games As Team Leader in Blocks (or co-leader):** Ware 3, Sword 2, Zuppardo, Daniels 1

**Games As Team Leader in Turnovers (or co-leader):** Ready 3, Sword 3, Newman, Ware Weatherspoon, Daniels

## MSU'S RECORD BY STARTING LINEUP

Ready, Thomas, Sword, Daniels, Ware 1-2

Ready, Thomas, Newman, Daniels, Ware 2-1

## GAME-BY-GAME STARTERS

<u>Opponent</u>	<u>Date</u>	<u>Guard</u>	<u>Guard</u>	<u>Guard</u>	<u>Forward</u>	<u>Forward</u>	<u>Record</u>
Eastern Washington	11-13-15	Ready	Sword	Thomas	Daniels	Ware	1-0
Southern	11-16-15	Ready	Sword	Thomas	Daniels	Ware	1-1
Miami	11-19-15	Ready	Sword	Thomas	Daniels	Ware	1-2
Texas Tech	11-20-15	Ready	Sword	Newman	Daniels	Ware	1-3
Missouri State	11-22-15	Ready	Sword	Newman	Daniels	Ware	2-3
UT Martin	11-28-15						
Texas Southern	12-02-15	Ready	Sword	Newman	Daniels	Ware	3-3
UMKC	12-12-15						
Florida State	12-16-15						
Tulane	12-19-15						
Northern Colorado	12-23-15						
N.C. Central	12-31-15						
Texas A&M							
Arkansas							
Kentucky							
Tennessee							
Florida							
Ole Miss							
South Carolina							
Missouri							
Alabama							
LSU							
Arkansas							
Georgia							
Vanderbilt							
Alabama							
Texas A&M							
South Carolina							
Ole Miss							
Auburn							
SECT							

## 2015-16 Win-Loss Differential

Diff.	1	2	3	4	5	6	7	8	9	10	11	12	13	14	15	16	17	18	19	20	21	22	23	24	25+
Won														1			1								1
Lost		1		1																					1



# MISSISSIPPI STATE BY THE NUMBERS

## Mississippi State In Overtime Games

<b>This Season</b> .....	0-0
<b>Overall Overtime Record</b> .....	60-49
<i>Home Overtime Record</i> .....	34-21
<i>Road Overtime Record</i> .....	18-20
<i>Neutral Site Overtime Record</i> .....	8-8
<b>Humphrey Coliseum Overtime Record</b> .....	25-16
<b>SEC Tournament Overtime Record</b> .....	2-5
<b>Double Overtime Record</b> .....	6-5
<b>Four Overtime Record</b> .....	0-2
<b>Postseason Overtime Record</b> .....	1-0
<b>Last OT Played (1OT)</b> .....	vs. Texas A&M (W, 81-72, 1/18/14)
<b>Last Double OT</b> .....	vs. UMass (L, 101-96, 3/13/12)
<b>Last Triple OT</b> .....	vs. Alabama (L, 79-78, 2/27/71)
<b>Last Four OT</b> .....	vs. Ole Miss (W, 104-102, 1/24/90)

## Mississippi State Coaches In Overtime Games

<b>Babe McCarthy</b> .....	6-5
<i>Home Overtime Record</i> .....	2-2
<i>Road Overtime Record</i> .....	2-2
<i>Neutral Site Overtime Record</i> .....	2-1
<b>Joe Dan Gold</b> .....	5-3
<i>Home Overtime Record</i> .....	3-3
<i>Road Overtime Record</i> .....	1-0
<i>Neutral Site Overtime Record</i> .....	1-0
<b>Kermit Davis</b> .....	8-6
<i>Home Overtime Record</i> .....	5-3
<i>Road Overtime Record</i> .....	3-3
<b>Ron Greene</b> .....	2-0
<i>Home Overtime Record</i> .....	2-0
<b>Jim Hatfield</b> .....	3-3
<i>Home Overtime Record</i> .....	3-2
<i>Road Overtime Record</i> .....	0-1
<b>Bob Boyd</b> .....	3-4
<i>Home Overtime Record</i> .....	2-1
<i>Road Overtime Record</i> .....	1-2
<i>Neutral Site Overtime Record</i> .....	0-1
<b>Richard Williams</b> .....	15-11
<i>Home Overtime Record</i> .....	7-3
<i>Road Overtime Record</i> .....	5-5
<i>Neutral Site Overtime Record</i> .....	3-3
<b>Rick Stansbury</b> .....	15-16
<i>Home Overtime Record</i> .....	7-6
<i>Road Overtime Record</i> .....	6-7
<i>Neutral Site Overtime Record</i> .....	2-3
<b>Rick Ray</b> .....	3-1
<i>Home Overtime Record</i> .....	3-1

## OVERTIME FOES

TEAM	RECORD	TEAM	RECORD
Alabama .....	6-6	Morehead State .....	1-0
Alaska-Fairbanks .....	1-0	Northeastern Louisiana .....	0-1
Arkansas .....	2-1	Northwestern State .....	0-1
Auburn .....	6-4	Oklahoma .....	1-0
Baylor .....	1-0	Ole Miss .....	6-3
BYU .....	0-1	Old Dominion .....	0-1
California .....	0-1	San Diego .....	0-1
Drake .....	1-0	Santa Clara .....	2-0
Florida .....	0-3	Southern Mississippi .....	1-0
Florida State .....	1-0	Southwestern Louisiana .....	1-0
Georgia .....	3-3	South Alabama .....	1-0
Georgia Tech .....	1-0	South Carolina .....	3-0
Houston .....	0-1	Tennessee .....	6-2
Idaho .....	0-1	Texas .....	1-0
Kentucky .....	4-5	Texas A&M .....	1-1
Loyola .....	1-0	Troy .....	2-0
LSU .....	3-4	Tulane .....	0-1
Memphis .....	1-0	UAB .....	0-1
Missouri-Kansas City .....	0-1	UMass .....	0-1
Montana .....	1-0	Vanderbilt .....	2-5

# THE LAST TIME . . .

## THE LAST TIME AN MSU PLAYER ...

### Scored 30 or more points in a game:

32, Ravern Johnson vs. Tenn. St. (11-12-10)

### Scored 33 or more points in a game:

33, Craig Sword at LSU (2-19-14)

### Scored 34 or more points in a game:

34, Arnett Moultrie vs. UMass (3-13-12)

### Scored 35 or more points in a game:

36, Jeff Malone at Ole Miss (2-19-83)

### Scored 37 or more points in a game:

39, Jeff Malone vs. Alabama (1-31-83)

### Scored 40 or more points in a game:

40, Rickey Brown vs. Auburn (3-7-77)

### Scored 20+ points in back-to-back games:

Gavin Ware (25 vs. Missouri State 11-22-15;

22 vs. UT Martin (11-28-15)

### Scored 20+ points in three-consecutive games:

Craig Sword (24 vs. Loyola, 12-01-13; 24 vs.

TCU, 12-05-13; 22 vs. SELA, 12-13-13)

### Scored 20+ points in five-consecutive games:

Jeff Malone, 1982-83 (11 consecutive)

### Scored 30+ points in back-to-back games:

Jeff Malone (36 at Ole Miss & 30 vs.

Georgia, 1982-83)

### Scored 30+ points in three-consecutive games:

Jeff Malone (33 at LSU; 36 at Ole Miss &

30 vs. Georgia, 1982-83)

### Two players score 20+ points in same game:

Gavin Ware, 20; Craig Sword, 20, vs. Miami

(11-19-15)

### Made 10 field goals in a game:

10, Gavin Ware vs. Miami (11-19-15)

### Made 11 field goals in a game:

11, Gavin Ware, E. Washington (11-13-15)

### Made 12 field goals in a game:

12, Gavin Ware, Missouri State (11-22-15)

### Made 13 field goals in a game:

13, Horatio Webster vs. SW Missouri St.

(11-23-97)

### Made 14 field goals in a game:

14, Cameron Burns at Georgia (1-17-90)

### Made 15 or more field goals in a game:

16, Raymond Brown vs. Florida (3-2-85)

### Attempted 20 field goals in a game:

20, Ravern Johnson vs. St. Mary's (12-29-10)

### Attempted 21 or more field goals in a game:

21, Dee Bost vs. Kentucky (2-16-10)

### Attempted 23 or more field goals in a game:

23, Arnett Moultrie vs. UMass (3-13-12)

### Attempted 25 field goals in a game:

25, Chuck Evans at Alabama (3-6-93)

### Attempted 26 field goals in a game:

26, Tony Watts at Ole Miss (2-22-92)

### Attempted 27 or more field goals in a game:

28, Jeff Malone vs. Vanderbilt (1-8-83)

### Made six 3-pointers in a game:

6, Dee Bost vs. Old Dominion (11-28-09)

### Made seven 3-pointers in a game:

7, Dee Bost vs. Troy (12-10-11)

### Made eight or more 3-pointers in a game:

8, Winsome Frazier vs. UMKC (11-23-04)

### Attempted 11 3-pointers in a game:

11, Dee Bost vs. Detroit (12-17-11)

### Attempted 12 3-pointers in a game:

12, Ravern Johnson vs. ETSU (12-11-10)

### Attempted 13 or more 3-pointers in a game:

13, Dee Bost vs. Troy (12-10-11)

### Attempted 16 or more 3-pointers in a game:

17, Darryl Wilson vs. Alabama (3-4-95)

### Made 14 or more free throws in a game:

14, Trivante Bloodman vs. Auburn (2-15-14)

### Made 15 or more free throws in a game:

15, Craig Sword vs. Ole Miss (1-11-14)

### Attempted 17 free throws in a game:

17, Jarvis Varnado at Houston (12-19-09)

### Attempted 18 free throws in a game:

18, Craig Sword vs. Ole Miss (1-11-14)

### Attempted 19 free throws in a game:

19, Carl Nichols vs. SE La. (12-1-88)

### Had 16 rebounds in a game:

16, Gavin Ware vs. Maryland ES (1-2-14)

### Had 17 rebounds in a game:

17, Gavin Ware at Auburn (1-21-15)

### Had 18 or more rebounds in a game:

21, Wesley Morgan vs. SE La. (11-28-05)

### Had 22 or more rebounds in a game:

23, Rickey Brown vs. Vanderbilt (12-6-79)

### Had 24 or more rebounds in a game:

24, Wiley Peck vs. Alabama (1-27-79)

### Had 10 or more offensive rebounds in a game:

11, Arnett Moultrie vs. Northwestern State

(12-22-11)

### Had 10 or more defensive rebounds in a game:

10, Gavin Ware vs. LSU (1-31-15)

### Had 13 or more defensive rebounds in a game:

13, Colin Borchert (3-9-13)

### Had 15 or more defensive rebounds in a game:

15, Jarvis Varnado at San Diego (12-31-09)

### Had 10 assists in a game:

10, Dee Bost vs. LSU (1-25-11)

### Had 11 assists in a game:

11, I.J. Ready vs. Missouri State (11-22-15)

### Had 13 assists in a game:

13, Dee Bost vs. Ole Miss (2-9-12)

### Had 14 assists in a game:

14, Gary Ervin vs. Florida A&M (12-20-04)

### Had 15 or more assists in a game:

16, Chuck Evans at UMKC (2-23-93)

### Had 10 or more turnovers in a game:

10, Charles Rhodes vs. Nicholls (11-11-06)

### Had five or more blocks in a game:

5, Gavin Ware at Loyola (12-15-12)

### Had seven blocks in a game:

7, Jarvis Varnado at LSU (2-20-10)

### Had eight blocks in a game:

8, Jarvis Varnado vs. Alabama (2-24-10)

### Had nine blocks in a game:

9, Jarvis Varnado at Vanderbilt (2-3-10)

### Had 10 blocks in a game:

10, Jarvis Varnado vs. Arkansas (1-14-10)

### Had 10+ blocks in two consecutive games:

Jarvis Varnado (10 vs. Georgia & 10 vs.

Kentucky, 2007-08)

### Had five steals in a game:

5, Fred Thomas vs. Clayton State (11-24-14)

### Had six or more steals in a game:

7, Craig Sword vs. Ole Miss (1-11-14)

## LAST TIME AN MSU TEAM...

### Scored 100 or more points:

106 vs. Eastern Washington (11-13-15)

### Scored 100 or more points in an SEC game:

105 vs. Auburn (3-2-04)

### Allowed 100 or more points in an SEC game:

115 at Arkansas (2-20-93)

### Allowed 100 or more points in non-SEC play:

105 vs. Miami (11-19-15)

### Was held to 52 points or less:

51 vs. Alabama (2-10-15)

### Was held to 50 points:

50 vs. Alabama (2-25-12)

### Was held to 49 points or less:

47 vs. Florida (1-10-15)

### Was held to 45 points or less:

41 at Georgia (2-7-15)

### Was held to 40 points or less:

36 vs. Missouri (2-13-13)

### Was held to 35 points or less:

31 vs. Vanderbilt (2-23-13)

### Was held to fewer than 10 points in a half:

9 at Arkansas, first (2-7-15)

### Held opponent to 59 points or less:

59 vs. Oregon State (12-13-14)

### Held opponent to 56 points or less:

56 at Vanderbilt (3-4-15)

### Held opponent to 55 points or less:

51 vs. UT Martin (11-28-15)

### Held opponent to 50 points or less:

47 vs. Jacksonville (12-23-14)

### Held opponent to 45 points or less:

45 vs. MVSU (12-28-09)

### Held opponent to 42 points or less:

42 vs. Texas-San Antonio (12-4-12)

### Held opponent to 39 points or less:

39 at LSU (1-9-08)

### Shot 50 percent or better from the field:

.500 [26-52] vs. Auburn SECT (3-11-15)

### Shot 55 percent or better from the field:

.593 [35-59] vs. Missouri State (11-22-15)

### Shot 60 percent or better from the field:

.621 [41-66] vs. E. Washington (11-13-15)

### Shot 65 percent or better from the field:

.660 [35-53] vs. Western Kentucky (1-5-09)

### Was held to less than 35 percent from the field:

.311 [14-45] at Arkansas (2-7-15)

### Was held to less than 30 percent from the field:

.283 [17-60] vs. North Carolina (11-19-12)

### Was held to less than 25 percent from the field:

.175 [7-40] vs. Vanderbilt (2-23-13)

### Held opp. to 35 percent or less from the field:

.327 [17-52] vs. Arkansas (2-10-15)

### Held opp. to 30 percent or less from the field:

.273 [15-55] vs. Texas-San Antonio (12-4-12)

### Opponent shot 50 percent or better:

.567 [34-60] Miami (11-19-15)

### Opponent shot 60 percent or better:

.623 [33-53] Missouri (3-1-14)

### Made 35 or more field goals:

35 vs. Missouri State (11-22-15)

### Made 40 or more field goals:

41 vs. Eastern Washington (11-13-15)

### Made fewer than 15 field goals:

14 at Arkansas (2-7-15)

### Attempted 70 or more shots from the field:

71 vs. Troy (12-10-11)

### Attempted 80 or more shots from the field:

80 at Alabama (2-21-09)

### Attempted just 40 shots from the field:

40 vs. Vanderbilt (2-23-13)

### Attempted 39 or fewer shots from the field:

39 at Vanderbilt (3-4-15)

### Attempted 35 or fewer shots from the field:

34 vs. Tennessee (2-3-15)

### Made 10 or more 3-pointers:

11 vs. Southern University (11-16-15)

### Made 12 3-pointers:

12 vs. Auburn (2-4-12)

### Made 15 3-pointers:

15 vs. North Carolina A&T (12-12-10)

### Made 16 3-pointers:

16 vs. Troy (12-10-11)

### Did not make a 3-pointer:

[0-10] at Arkansas (2-7-15)

### Made just one 3-pointer:

vs. Tennessee (1-7-15)

### Made just two 3-pointers:

vs. Kentucky (2-25-15)

### Attempted nine 3-pointers or less:

9 vs. Tennessee (1-7-15)

### Attempted six 3-pointers or less:

6 at Ole Miss (1-29-03)

### Attempted 25 3-pointers:

25 vs. Georgia (2-14-12)

### Attempted 26 3-pointers:

26 vs. South Carolina (3-5-11)

### Attempted 27 3-pointers:

27 vs. Texas Tech (11-20-15)

### Attempted 29 or more 3-pointers:

29 vs. Ole Miss (1-18-12)

### Attempted 30 or more 3-pointers:

31 vs. Southern University (11-16-15)

### Attempted 35 or more 3-pointers:

35 vs. Kentucky (2-16-10)

# THE LAST TIME (CONTINUED) . . .

**Made 31 or more free throws:**

31 vs. Auburn (1-22-14)

**Made 40 or more free throws:**

41 vs. LSU (2-11-09)

**Made 50 or more free throws:**

52 vs. LSU (2-11-09)

**Made fewer than five free throws:**

4 at Vanderbilt (2-1-14)

**Made fewer than four free throws:**

3 vs. Baylor (12-28-11)

**Made only 1 free throw:**

1 vs. Florida (1-30-14)

**Attempted 30 or more free throws:**

34 vs. Auburn SECT (3-11-15)

**Attempted 35 or more free throws:**

35 vs. Tennessee (2-3-15)

**Attempted 40 or more free throws:**

44 vs. Tennessee (1-7-15)

**Attempted 45 or more free throws:**

45 vs. Florida A&amp;M (12-17-13)

**Attempted fewer than 10 free throws:**

6, vs. Florida (1-30-14)

**Had 50 or more rebounds:**

51 vs. Prairie View (11-8-13)

**Had 55 or more rebounds:**

58 vs. Troy (12-10-05)

**Had 59 or more rebounds:**

59 at Houston (12-19-09)

**Had fewer than 25 rebounds:**

21 vs. McNeese State (12-30-14)

**Had 20 or fewer rebounds:**

19 at Vanderbilt (3-4-15)

**Had 20 or more assists:**

20 vs. Missouri State (11-22-15)

**Had 21 or more assists:**

21 vs. Auburn (2-4-12)

**Had 25 or more assists:**

25 vs. St. Bonaventure (12-05-09)

**Had 30 or more assists:**

30 vs. Troy (12-10-11)

**Had 5 Assists:**

5, Alabama (2-10-15)

**Had Fewer Than 5 Assists:**

4, Tennessee (1-2-15)

**Had 20 or more turnovers:**

20 vs. South Carolina (3-6-13)

**Had 21 or more turnovers:**

21 vs. Jacksonville (12-23-14)

**Had 23 or more turnovers:**

23 vs. Arkansas (2-21-15)

**Had 24 or more turnovers:**

24 at Arkansas (2-7-15)

**Had 25 turnovers:**

26 vs. Mississippi Valley State (11-17-14)

**Had 29 or more turnovers:**

29 at Arkansas (1-23-13)

**Had 30 or more turnovers:**

31 at Kentucky (1-7-97)

**Had 34 or more turnovers:**

34 at Evansville (12-17-75)

**Had fewer than 10 turnovers:**

8 vs. Kentucky (2-25-15)

**Had five or fewer turnovers:**

5 vs. Florida Atlantic (11-30-10)

**Forced 25 or more turnovers**

26 vs. Kennesaw State (11-14-13)

**Had 10 blocked shots:**

10 vs. Tennessee (1-12-12)

**Had 11 blocked shots:**

11 at Alabama (2-21-09)

**Had 12 blocked shots:**

12 vs. Troy (11-26-10)

**Had 13 blocked shots:**

13 vs. Arkansas (1-14-10)

**Had 14 blocked shots:**

14 vs. Texas-Pan American (11-24-09)

**Had 16 blocked shots:**

16 vs. Georgia (1-12-08)

**Had 10 steals:**

10 vs. Auburn (1-21-15)

**Had 11 steals:**

11 at Clayton State (11-24-14)

**Had 12 steals:**

12 vs. LSU (1-31-15)

**Had 13 or more steals:**

14 vs. South Carolina (1-9-13)

**Had 15 or more steals:**

15 vs. Florida Gulf Coast (12-19-13)

**Had 17 or more steals:**

17 vs. Florida Atlantic (11-13-12)

**Had 20 or more steals:**

20 vs. Nicholls State (11-17-01)

**Had 1 steal or less:**

1 vs. Vanderbilt (3-11-11)



## 1 FRED THOMAS



Senior | Guard

6-5 | 210

Jackson, MS

Jim Hill HS

## Season Highs

**Points:** 10, Eastern Washington, 11-13-15  
**FGM:** 3, twice, last vs. Southern, 11-16-15  
**FGA:** 6, twice, last vs. Southern, 11-16-15  
**3FGM:** 3, Southern, 11-16-15  
**3FGA:** 6, Southern, 11-16-15  
**FTM:** 4, Eastern Washington, 11-13-15  
**FTA:** 4, Eastern Washington, 11-13-15  
**Rebounds:** 7, Southern, 11-16-15  
**Assists:** 1, 5x, last vs. UT Martin, 11-28-15  
**Blocks:** 1, Eastern Washington, 11-13-15  
**Steals:** 1, Southern, 11-16-15  
**Minutes:** 35, Eastern Washington, 11-13-15

## Career Highs

**Points:** 21, South Carolina, 3-13-13  
**FGM:** 7, twice, last vs. Missouri, 3-1-14  
**FGA:** 15, Marquette, 11-20-12  
**3FGM:** 4, 10x, last vs. Tennessee, 2-3-15  
**3FGA:** 10, twice, last vs. Providence, 12-1-12  
**FTM:** 8, Florida, 1-26-13  
**FTA:** 9, twice, last vs. Utah State, 11-22-14  
**Rebounds:** 9, Oregon State, 12-13-14  
**Assists:** 4, twice, last vs. USC, 3-6-13  
**Blocks:** 3, four times, last vs. Auburn, 1-22-14  
**Steals:** 7, Florida, 1-26-13  
**Minutes:** 41, Texas A&M, 1-18-14

## 2015-16 Game-By-Game

Opponent	MIN	FG	Pct.	3FG	Pct.	FT	Pct.	O-D-R	PF	A	TO	B	S	PTS
N13 Eastern Washington	35	3-6	.500	0-2	.000	4-4	1.000	2-3-5	0	1	0	1	0	10
N16 Southern University	32	3-6	.500	3-6	.500	0-0	.000	0-7-7	1	1	2	0	1	9
N19 Miami	27	0-5	.000	0-4	.000	0-0	.000	0-4-4	4	0	1	0	0	0
N20 Texas Tech	9	1-4	.250	0-2	.000	0-0	.000	0-0-0	0	1	2	0	0	2
N22 Missouri State	14	0-0	.000	0-0	.000	1-2	.500	0-2-2	2	1	1	0	0	1
N28 UT Martin	17	1-3	.333	1-3	.333	0-0	.000	0-4-4	2	1	0	0	0	3
D2 Texas Southern														
D12 UMKC														
D16 Florida State														
D19 Tulane														
D23 Northern Colorado														
D31 North Carolina Central														
J6 Texas A&M														
J9 Arkansas														
J12 Kentucky														
J16 Tennessee														
J19 Florida														
J23 Ole Miss														
J26 South Carolina														
J30 Missouri														
F2 Alabama														
F6 LSU														
F9 Arkansas														
F13 Georgia														
F16 Vanderbilt														
F20 Alabama														
F24 Texas A&M														
F27 South Carolina														
M2 Ole Miss														
M5 Auburn														
M9 SEC Tournament														

## Thomas' Notes . . .

- ✓ 10 points in season opener vs. EWU.
- ✓ Tallied 9 points, 7 rebounds vs. SU.
- ✓ 3 points, 4 rebounds against UT Martin

## CAREER STATS FOR FRED THOMAS

Year	GP-GS	Min/Avg	FG-FGA	Pct	3FM-3GA	Pct	FT-FTA	Pct	Rebs	PF-D	Ast	TO	Blk	Stl	Pts/Avg
2012-13	32-19	917/28.7	103-314	.328	41-172	.238	62-78	.795	112-3.5	45-1	43	49	27	56	309/9.7
2013-14	31-23	927/29.9	99-259	.382	46-144	.319	45-72	.625	91-2.9	56-0	44	40	23	31	289/9.3
2014-15	31-16	757/24.4	84-223	.377	47-137	.343	67-85	.788	111-3.6	58-0	25	47	15	23	282/9.1
2015-16	6-3	134/22.3	8-24	.333	4-17	.235	5-6	.833	22-3.7	9-0	5	6	1	1	25/4.2
TOTAL	100-61	2735/27.4	294-820	.359	138-470	.294	179-241	.743	336-3.4	168-1	117	142	66	111	905/9.1

# 2 DEMETRIUS HOUSTON



Sophomore | Forward

6-7 | 201

Montgomery, AL

G.W. Carver HS

## Season Highs

**Points:** 2, Eastern Washington, 11-13-15  
**FGM:** 1, Eastern Washington, 11-13-15  
**FGA:** 1, Eastern Washington, 11-13-15  
**3FGM:** ---  
**3FGA:** ---  
**FTM:** ---  
**FTA:** ---  
**Rebounds:** ---  
**Assists:** ---  
**Blocks:** ---  
**Steals:** ---  
**Minutes:** 6, Eastern Washington, 11-13-15

## Career Highs

**Points:** 9, twice, last vs. Missouri 3-7-15  
**FGM:** 3, 5x, last vs. Missouri, 3-7-15  
**FGA:** 7, Kentucky, 2-25-15  
**3FGM:** 1, 4x, last vs. Florida, 1-10-15  
**3FGA:** 3, Utah State, 11-22-14  
**FTM:** 1, Missouri, 3-7-15  
**FTA:** 8, Tennessee, 1-7-15  
**Rebounds:** 7, twice, last vs. MVSU, 11-17-14  
**Assists:** 2, Kentucky, 2-25-15  
**Blocks:** 1, 6x, last vs. Arkansas, 2-21-15  
**Steals:** 3, twice, last vs. Tennessee, 2-3-15  
**Minutes:** 22, Western Carolina 11-14-14

## 2015-16 Game-By-Game

Opponent	MIN	FG	Pct.	3FG	Pct.	FT	Pct.	O-D-R	PF	A	TO	B	S	PTS
N13 Eastern Washington	6	1-1	1.000	---	---	---	---	0-0-0	0	0	0	0	0	2
N16 Southern University	-DNP-													
N19 Miami	-DNP-													
N20 Texas Tech	-DNP-													
N22 Missouri State	-DNP-													
N28 UT Martin	-DNP-													
D2 Texas Southern														
D12 UMKC														
D16 Florida State														
D19 Tulane														
D23 Northern Colorado														
D31 North Carolina Central														
J6 Texas A&M														
J9 Arkansas														
J12 Kentucky														
J16 Tennessee														
J19 Florida														
J23 Ole Miss														
J26 South Carolina														
J30 Missouri														
F2 Alabama														
F6 LSU														
F9 Arkansas														
F13 Georgia														
F16 Vanderbilt														
F20 Alabama														
F24 Texas A&M														
F27 South Carolina														
M2 Ole Miss														
M5 Auburn														
M9 SEC Tournament														

## Houston's Notes . . .

✓ 2 points in 6 minutes vs. EWU.

## CAREER STATS FOR DEMETRIUS HOUSTON

Year	GP-GS	Min/Avg	FG-FGA	Pct	3FM-3GA	Pct	FT-FTA	Pct	Rebs	PF-D	Ast	TO	Blk	Stl	Pts/Avg
2014-15	29-0	378/13.0	31-102	.304	3-13	.231	24-45	.533	66-2.3	42-0	11	35	5	15	89/3.1
2015-16	1-0	6/6.0	1-1	1.000	0-0	.000	0-0	.000	0-0.0	0-0	0	0	0	0	2/2.0
TOTALS	30-0	384/12.8	32-103	.311	3-13	.231	24-45	.533	66-2.2	42-0	11	35	5	15	91/3.0

## 4 JOHNNY ZUPPARDO



Senior | Forward

6-8 | 226

Bay St. Louis, MS

Jones Junior College

## Season Highs

**Points:** 6, 3x, last vs. Miami, 11-19-15  
**FGM:** 3, Eastern Washington, 11-13-15  
**FGA:** 6, Southern, 11-16-15  
**3FGM:** 2, Miami, 11-19-15  
**3FGA:** 3, Southern, 11-16-15  
**FTM:** 1, Southern, 11-16-15  
**FTA:** 2, Southern, 11-16-15  
**Rebounds:** 8, Eastern Washington, 11-13-15  
**Assists:** 1, 3x, vs. UT Martin, 11-28-15  
**Blocks:** 1, twice, last vs. Miami, 11-19-15  
**Steals:** 2, 2x, last vs. UT Martin, 11-28-15  
**Minutes:** 18, Missouri St., 11-22-15

## Zuppardo's Notes . . .

- ✓ Had 6 points, 8 rebounds in MSU debut.
- ✓ Had 6 points vs. Southern, including hitting his first three-pointer of the year.
- ✓ Totaled six points off 2-2 shooting from three-point range vs. Miami (FL).
- ✓ In a season-high 18 minutes, scored 2 points, grabbed 4 rebounds and had 2 steals.
- ✓ 4 points, 4 rebounds and 2 steals against UT Martin.

## 2015-16 Game-By-Game

Opponent	MIN	FG	Pct.	3FG	Pct.	FT	Pct.	O-D-R	PF	A	TO	B	S	PTS
N13 Eastern Washington	15	3-3	1.000	0-0	.000	0-0	.000	2-6-8	3	1	0	0	0	6
N16 Southern University	9	2-6	.333	1-3	.333	1-2	.500	3-2-5	1	0	1	1	0	6
N19 Miami	9	2-3	.667	2-2	1.000	0-0	.000	0-1-1	3	0	0	1	0	6
N20 Texas Tech	12	2-3	.667	1-1	1.000	0-0	.000	1-0-1	2	0	2	0	0	5
N22 Missouri State	18	1-5	.200	0-1	.000	0-0	.000	0-4-4	1	1	0	0	2	2
N28 UT Martin	13	2-3	.667	0-1	.000	0-0	.000	2-2-4	5	1	1	0	2	4
D2 Texas Southern														
D12 UMKC														
D16 Florida State														
D19 Tulane														
D23 Northern Colorado														
D31 North Carolina Central														
J6 Texas A&M														
J9 Arkansas														
J12 Kentucky														
J16 Tennessee														
J19 Florida														
J23 Ole Miss														
J26 South Carolina														
J30 Missouri														
F2 Alabama														
F6 LSU														
F9 Arkansas														
F13 Georgia														
F16 Vanderbilt														
F20 Alabama														
F24 Texas A&M														
F27 South Carolina														
M2 Ole Miss														
M5 Auburn														
M9 SEC Tournament														

## CAREER STATS FOR JOHNNY ZUPPARDO

Year	GP-GS	Min/Avg	FG-FGA	Pct	3FM-3GA	Pct	FT-FTA	Pct	Rebs	PF-D	Ast	TO	Blk	Stl	Pts/Avg
2015-16	6-0	76/12.7	12-23	.522	4-8	.500	1-2	.500	23-3.8	15-1	3	4	2	4	29/4.8



## 10 CARTER HOLMES



Sophomore | Guard

6-0 | 185

Jackson, MS

Jackson Academy

## Season Highs

Points: ---  
 FGM: ---  
 FGA: ---  
 3FGM: ---  
 3FGA: ---  
 FTM: ---  
 FTA: ---  
 Rebounds: ---  
 Assists: ---  
 Blocks: ---  
 Steals: ---  
 Minutes: 1, 2x, last vs. UT Martin, 11-28-15

## Holmes' Notes . . .

✓ Made his debut against EWU.

## 2015-16 Game-By-Game

Opponent	MIN	FG	Pct.	3FG	Pct.	FT	Pct.	O-D-R	PF	A	TO	B	S	PTS
N13 Eastern Washington	1	0-0	.000	0-0	.000	0-0	.000	0-0-0	0	0	0	0	0	0
N16 Southern University	-DNP-													
N19 Miami	-DNP-													
N20 Texas Tech	-DNP-													
N22 Missouri State	-DNP-													
N28 UT Martin	1	0-0	.000	0-0	.000	0-0	.000	0-0-0	0	0	0	0	0	0
D2 Texas Southern														
D12 UMKC														
D16 Florida State														
D19 Tulane														
D23 Northern Colorado														
D31 North Carolina Central														
J6 Texas A&M														
J9 Arkansas														
J12 Kentucky														
J16 Tennessee														
J19 Florida														
J23 Ole Miss														
J26 South Carolina														
J30 Missouri														
F2 Alabama														
F6 LSU														
F9 Arkansas														
F13 Georgia														
F16 Vanderbilt														
F20 Alabama														
F24 Texas A&M														
F27 South Carolina														
M2 Ole Miss														
M5 Auburn														
M9 SEC Tournament														

## CAREER STATS FOR CARTER HOLMES

Year	GP-GS	Min/Avg	FG-FGA	Pct	3FM-3GA	Pct	FT-FTA	Pct	Rebs	PF-D	Asst	TO	Blk	Stl	Pts/Avg
2015-16	2-0	2/1.0	0-0	.000	0-0	.000	0-0	.000	0-0.0	0-0	0	0	0	0	0/0.0

# 11 QUINNDARY WEATHERSPOON



**Freshman | Guard**

**6-4 | 202**

**Canton, MS**

**Velma Jackson HS**

## Season Highs

**Points:** 16, UT Martin, 11-28-15  
**FGM:** 6, UT Martin, 11-28-15  
**FGA:** 8, Eastern Washington, 11-13-15  
**3FGM:** 2, 2x, last vs. UT Martin, 11-28-15  
**3FGA:** 4, Texas Tech, 11-20-15  
**FTM:** 3, Texas Tech, 11-20-15  
**FTA:** 3, twice, Last vs. Texas Tech, 11-20-15  
**Rebounds:** 5, Texas Tech, 11-20-15  
**Assists:** 2, Miami, 11-19-15  
**Blocks:** 1, 3x, last vs. Texas Tech, 11-20-15  
**Steals:** 2, UT Martin, 11-28-15  
**Minutes:** 23, Eastern Washington, 11-13-15

## Weatherspoon's Notes . . .

- ✓ 12 points and 2 rebounds in MSU debut.
- ✓ Tallied 4 points against Southern, including his first collegiate free throws.
- ✓ Earned 4 points, 3 rebounds, a block and a steal against Miami.
- ✓ Set a season high with 5 rebounds and tacked on 10 points vs. Texas Tech.
- ✓ Had 6 points on 3 of 5 shooting against Missouri State.
- ✓ Career-high 16 points on 6-of-6 shooting vs. UT Martin.

## 2015-16 Game-By-Game

Opponent	MIN	FG	Pct.	3FG	Pct.	FT	Pct.	O-D-R	PF	A	TO	B	S	PTS
N13 Eastern Washington	23	5-8	.625	2-3	.667	0-0	.000	0-2-2	4	1	2	1	0	12
N16 Southern University	17	1-4	.250	0-1	.000	2-3	.667	0-3-3	2	0	1	0	1	4
N19 Miami	16	2-6	.333	0-1	.000	0-0	.000	1-2-3	4	2	0	1	1	4
N20 Texas Tech	18	3-6	.500	1-4	.250	3-3	1.000	1-4-5	2	0	0	1	0	10
N22 Missouri State	20	3-5	.600	0-2	.000	0-0	.000	0-1-1	2	1	2	0	0	6
N28 UT Martin	18	6-6	1.000	2-2	1.000	2-2	1.000	1-2-3	0	1	0	0	2	16
D2 Texas Southern														
D12 UMKC														
D16 Florida State														
D19 Tulane														
D23 Northern Colorado														
D31 North Carolina Central														
J6 Texas A&M														
J9 Arkansas														
J12 Kentucky														
J16 Tennessee														
J19 Florida														
J23 Ole Miss														
J26 South Carolina														
J30 Missouri														
F2 Alabama														
F6 LSU														
F9 Arkansas														
F13 Georgia														
F16 Vanderbilt														
F20 Alabama														
F24 Texas A&M														
F27 South Carolina														
M2 Ole Miss														
M5 Auburn														
M9 SEC Tournament														

## CAREER STATS FOR QUINNDARY WEATHERSPOON

Year	GP-GS	Min/Avg	FG-FGA	Pct	3FM-3GA	Pct	FT-FTA	Pct	Rebs	PF-D	Ast	TO	Blk	Stl	Pts/Avg
2015-16	6-0	112/18.7	20-35	.571	5-13	.385	7-8	.875	17-2.8	14-0	5	5	3	4	52/8.7

## 14 MALIK NEWMAN



Freshman | Guard

6-3 | 190

Jackson, MS

Callaway HS

## Season Highs

**Points:** 17, Texas Tech, 11-20-15  
**FGM:** 6, Texas Tech, 11-20-15  
**FGA:** 17, Texas Tech, 11-20-15  
**3FGM:** 4, Miami, 11-19-15  
**3FGA:** 9, Texas Tech, 11-20-15  
**FTM:** 3, Texas Tech, 11-20-15  
**FTA:** 6, Southern, 11-16-15  
**Rebounds:** 5, Texas Tech, 11-20-15  
**Assists:** 4, Texas Tech, 11-20-15  
**Blocks:** ---  
**Steals:** 1, Texas Tech, 11-20-15  
**Minutes:** 32, UT Martin, 11-28-15

## Newman's Notes . . .

- ✓ Preseason second-team All-SEC selection by both the league coaches and writers.
- ✓ DNP vs. Eastern Washington due to turf toe.
- ✓ Made his debut against Southern, scoring 6 points along with 3 assists.
- ✓ Scored 15 points against Miami, including going 4-8 from long distance.
- ✓ Made his first-career start vs. Texas Tech, tallying 17 points, 5 rebounds and 4 assists.
- ✓ Scored 14 points on 5 of 10 shooting in a win against Missouri State.
- ✓ 5 points, 3 rebounds vs. UT Martin.

## 2015-16 Game-By-Game

Opponent	MIN	FG	Pct.	3FG	Pct.	FT	Pct.	O-D-R	PF	A	TO	B	S	PTS
N13 Eastern Washington	-DNP-													
N16 Southern University	17	2-8	.250	1-5	.200	1-6	.167	0-2-2	0	3	4	0	0	6
N19 Miami	27	5-10	.500	4-8	.500	1-2	.500	0-3-3	3	1	3	0	0	15
N20 Texas Tech	31	6-17	.353	2-9	.222	3-3	1.000	2-3-5	4	4	3	0	1	17
N22 Missouri State	26	5-10	.500	2-6	.333	2-2	1.000	0-1-1	4	1	1	0	0	14
N28 UT Martin	32	2-10	.200	1-4	.250	0-0	.000	0-3-3	2	3	2	0	0	5
D2 Texas Southern														
D12 UMKC														
D16 Florida State														
D19 Tulane														
D23 Northern Colorado														
D31 North Carolina Central														
J6 Texas A&M														
J9 Arkansas														
J12 Kentucky														
J16 Tennessee														
J19 Florida														
J23 Ole Miss														
J26 South Carolina														
J30 Missouri														
F2 Alabama														
F6 LSU														
F9 Arkansas														
F13 Georgia														
F16 Vanderbilt														
F20 Alabama														
F24 Texas A&M														
F27 South Carolina														
M2 Ole Miss														
M5 Auburn														
M9 SEC Tournament														

## CAREER STATS FOR MALIK NEWMAN

Year	GP-GS	Min/Avg	FG-FGA	Pct	3FM-3GA	Pct	FT-FTA	Pct	Rebs	PF-D	Asst	TO	Blk	Stl	Pts/Avg
2015-16	5-3	133/26.6	20-55	.364	10-32	.313	7-13	.538	14-2.8	13-0	12	13	0	1	57/11.4



## 15 I.J. READY



Junior | Guard

5-11 | 170

North Little Rock, AR

Parkview Magnet HS

## Season Highs

**Points:** 25, Eastern Washington, 11-13-15  
**FGM:** 8, Eastern Washington, 11-13-15  
**FGA:** 16, Eastern Washington, 11-13-15  
**3FGM:** 3, Texas Tech, 11-20-15  
**3FGA:** 6, Texas Tech, 11-20-15  
**FTM:** 8, Eastern Washington, 11-13-15  
**FTA:** 9, Eastern Washington, 11-13-15  
**Rebounds:** 6, Texas Tech, 11-20-15  
**Assists:** 11, Missouri St., 11-22-15  
**Blocks:** ---  
**Steals:** 3, UT Martin, 11-28-15  
**Minutes:** 35, Eastern Washington, 11-13-15

## Career Highs

**Points:** 25, Eastern Washington, 11-13-15  
**FGM:** 8, Eastern Washington, 11-13-15  
**FGA:** 16, 2x, last vs. E. Washington, 11-13-15  
**3FGM:** 4, Georgia, 1-24-15  
**3FGA:** 7, 6x, last vs. Auburn, 3-11-15  
**FTM:** 8, Eastern Washington, 11-13-15  
**FTA:** 9, Eastern Washington, 11-13-15  
**Rebounds:** 8, twice, last vs. Auburn, 1-21-15  
**Assists:** 11, Missouri St., 11-22-15  
**Blocks:** ---  
**Steals:** 5, Florida Gulf Coast, 12-19-13  
**Minutes:** 35, 2x, last vs. E. Washington, 11-13-15

## 2015-16 Game-By-Game

Opponent	MIN	FG	Pct.	3FG	Pct.	FT	Pct.	O-D-R	PF	A	TO	B	S	PTS
N13 Eastern Washington	35	8-16	.500	1-5	.200	8-9	.889	0-2-2	2	6	5	0	1	25
N16 Southern University	32	3-13	.231	1-5	.200	2-2	1.000	0-3-3	0	5	0	0	1	9
N19 Miami	26	3-8	.375	1-3	.333	2-4	.500	1-0-1	3	4	5	0	1	9
N20 Texas Tech	33	4-9	.444	3-6	.500	0-0	.000	1-5-6	3	3	1	0	2	11
N22 Missouri State	30	5-9	.556	1-4	.250	2-2	1.000	0-3-3	1	11	2	0	2	13
N28 UT Martin	30	5-10	.500	0-2	.000	0-0	.000	0-4-4	0	4	1	0	3	10
D2 Texas Southern														
D12 UMKC														
D16 Florida State														
D19 Tulane														
D23 Northern Colorado														
D31 North Carolina Central														
J6 Texas A&M														
J9 Arkansas														
J12 Kentucky														
J16 Tennessee														
J19 Florida														
J23 Ole Miss														
J26 South Carolina														
J30 Missouri														
F2 Alabama														
F6 LSU														
F9 Arkansas														
F13 Georgia														
F16 Vanderbilt														
F20 Alabama														
F24 Texas A&M														
F27 South Carolina														
M2 Ole Miss														
M5 Auburn														
M9 SEC Tournament														

## Ready's Notes . . .

- ✓ Career-high 25 points vs. EWU in opener en route to collecting 400th-career point.
- ✓ 9 points, 5 assists vs. Southern.
- ✓ Tallied 9 points, 4 assists and a steal against Miami in the opener in the Puerto Rico Tip-Off.
- ✓ Earned 11 points against Texas Tech, with 9 of those coming from three-point range.
- ✓ Set a career high with 11 assists and tacked on 13 points in a win against Missouri State.
- ✓ 10 points and season-high 3 steals against UT Martin.
- ✓ Scored in double digits in four of six games.

## CAREER STATS FOR I.J. READY

Year	GP-GS	Min/Avg	FG-FGA	Pct	3FM-3GA	Pct	FT-FTA	Pct	Rebs	PF-D	Asst	TO	Blk	Stl	Pts/Avg
2013-14	26-21	626/24.1	59-159	.371	17-48	.354	18-21	.857	55-2.1	31-1	69	41	0	32	153/5.9
2014-15	29-21	744/25.7	87-218	.399	28-95	.295	37-42	.881	57-2.0	46-0	71	41	0	37	239/8.2
2015-16	6-6	186/31.0	28-65	.431	7-25	.280	14-17	.824	19-3.2	9-0	33	14	0	10	77/12.8
Totals	61-48	1556/25.5	174-442	.394	52-168	.310	69-80	.863	131-2.1	86-1	173	96	0	79	469/7.7

## 20 GAVIN WARE



Senior | Forward

6-9 | 260

Starkville, MS

Starkville HS

## Season Highs

**Points:** 26, Eastern Washington, 11-13-15  
**FGM:** 12, Missouri St., 11-22-15  
**FGA:** 16, Missouri St., 11-22-15  
**3FGM:** ---  
**3FGA:** ---  
**FTM:** 4, 2x, last vs. UT Martin, 11-28-15  
**FTA:** 7, Eastern Washington, 11-13-15  
**Rebounds:** 13, Eastern Washington, 11-13-15  
**Assists:** 2, UT Martin, 11-28-15  
**Blocks:** 3, 2x, last vs. UT Martin, 11-28-15  
**Steals:** 1, 4x, last vs. UT Martin, 11-28-15  
**Minutes:** 35, Texas Tech, 11-20-15

## Career Highs

**Points:** 26, Eastern Washington, 11-13-15  
**FGM:** 12, Missouri St., 11-22-15  
**FGA:** 16, Missouri St., 11-22-15  
**3FGM:** --  
**3FGA:** --  
**FTM:** 8, Kentucky, 2-8-14  
**FTA:** 11, MVSU, 11-19-13  
**Rebounds:** 17, Auburn, 1-21-15  
**Assists:** 2, 2x, last vs. UT Martin, 11-28-15  
**Blocks:** 5, Loyola, 12-15-12  
**Steals:** 3, Kennesaw State, 11-14-13  
**Minutes:** 36, Texas A&M, 1-30-13

## 2015-16 Game-By-Game

Opponent	MIN	FG	Pct.	3FG	Pct.	FT	Pct.	O-D-R	PF	A	TO	B	S	PTS
N13 Eastern Washington	30	11-14	.786	0-0	.000	4-7	.571	6-7-13	2	0	2	3	1	26
N16 Southern University	29	5-9	.556	0-0	.000	3-4	.750	3-1-4	5	0	2	0	1	13
N19 Miami	29	10-15	.667	0-0	.000	0-0	.000	2-3-5	4	1	1	0	0	20
N20 Texas Tech	35	6-9	.667	0-0	.000	3-4	.750	2-7-9	4	1	3	2	0	15
N22 Missouri State	28	12-16	.750	0-0	.000	1-2	.500	2-1-3	3	1	0	1	1	25
N28 UT Martin	30	9-12	.750	0-0	.000	4-5	.800	4-6-10	0	2	0	3	1	22
D2 Texas Southern														
D12 UMKC														
D16 Florida State														
D19 Tulane														
D23 Northern Colorado														
D31 North Carolina Central														
J6 Texas A&M														
J9 Arkansas														
J12 Kentucky														
J16 Tennessee														
J19 Florida														
J23 Ole Miss														
J26 South Carolina														
J30 Missouri														
F2 Alabama														
F6 LSU														
F9 Arkansas														
F13 Georgia														
F16 Vanderbilt														
F20 Alabama														
F24 Texas A&M														
F27 South Carolina														
M2 Ole Miss														
M5 Auburn														
M9 SEC Tournament														

## Ware's Notes . . .

✓ 14th career-double with career-high 26 points and 13 rebounds vs. EWU.

✓ 13 points, 4 rebounds vs. Southern.

✓ Earned his second 20-plus point game of the season with 20 versus Miami.

✓ Playing a season-high 35 minutes, he tallied 15 points and 9 rebounds.

✓ Had 25 points against Missouri State, becoming the 35th player in school history to have 1,000 for a career

✓ 22 points and 10 rebounds against UT Martin, giving him his second double-double of the season, 15th of career.

✓ Moved past Charles Rhodes for the 12th-most rebounds in school history (695).

✓ Scored 20-plus points in four of six games this season.

## CAREER STATS FOR GAVIN WARE

Year	GP-GS	Min/Avg	FG-FGA	Pct	3FM-3GA	Pct	FT-FTA	Pct	Rebs	PF-D	Ast	TO	Blk	Stl	Pts/Avg
2012-13	32-27	824/25.8	110-203	.542	0-0	.000	50-89	.562	206-6.4	65-2	9	40	24	15	270/8.4
2013-14	33-33	858/26.0	129-222	.581	0-0	.000	72-111	.649	236-7.2	82-1	7	45	12	28	330/10.0
2014-15	30-25	803/26.8	110-220	.500	0-0	.000	81-109	.743	212-7.1	70-2	9	45	32	11	301/10.0
2015-16	6-6	181/30.2	53-75	.707	0-0	.000	15-22	.682	44-7.3	18-1	5	8	9	4	121/20.2
TOTALS	101-91	2666/26.4	402-720	.558	0-0	.000	218-331	.659	698-6.9	235-6	30	138	77	58	1022/10.1

# 21 REGGIE PATTERSON



Junior | Guard

6-4 | 168

Baldwyn, MS

Northeast Mississippi CC

## Season Highs

Points: ---  
 FGM: ---  
 FGA: ---  
 3FGM: ---  
 3FGA: ---  
 FTM: ---  
 FTA: ---  
 Rebounds: ---  
 Assists: ---  
 Blocks: ---  
 Steals: ---  
 Minutes: 1, 2x, last vs. UT Martin, 11-28-15

## Patterson's Notes . . .

✓ Made MSU debut vs. EWU.

## 2015-16 Game-By-Game

Opponent	MIN	FG	Pct.	3FG	Pct.	FT	Pct.	O-D-R	PF	A	TO	B	S	PTS
N13 Eastern Washington	1	0-0	.000	0-0	.000	0-0	.000	0-0-0	1	0	0	0	0	0
N16 Southern University	-DNP-													
N19 Miami	-DNP-													
N20 Texas Tech	-DNP-													
N22 Missouri State	-DNP-													
N28 UT Martin	1	0-1	.000	0-0	.000	0-0	.000	0-0-0	0	0	0	0	0	0
D2 Texas Southern														
D12 UMKC														
D16 Florida State														
D19 Tulane														
D23 Northern Colorado														
D31 North Carolina Central														
J6 Texas A&M														
J9 Arkansas														
J12 Kentucky														
J16 Tennessee														
J19 Florida														
J23 Ole Miss														
J26 South Carolina														
J30 Missouri														
F2 Alabama														
F6 LSU														
F9 Arkansas														
F13 Georgia														
F16 Vanderbilt														
F20 Alabama														
F24 Texas A&M														
F27 South Carolina														
M2 Ole Miss														
M5 Auburn														
M9 SEC Tournament														

## CAREER STATS FOR REGGIE PATTERSON

Year	GP-GS	Min/Avg	FG-FGA	Pct	3FM-3GA	Pct	FT-FTA	Pct	Rebs	PF-D	Asst	TO	Blk	Stl	Pts/Avg
2015-16	2-0	2/1.0	0-1	.000	0-0	.000	0-0	.000	0-0.0	1-0	0	0	0	0	0/0.0



## 22 FALLOU NDOYE



Sophomore | Forward

6-10 | 242

Taif, Senegal

Findley Prep

## Season Highs

**Points:** 2, Missouri St., 11-22-15  
**FGM:** 1, Missouri St., 11-22-15  
**FGA:** 1, twice, last vs. Missouri St., 11-22-15  
**3FGM:** ---  
**3FGA:** ---  
**FTM:** ---  
**FTA:** 1, Missouri St., 11-22-15  
**Rebounds:** 2, 3x, last vs. Miami, 11-19-15  
**Assists:** 1, Eastern Washington, 11-13-15  
**Blocks:** ---  
**Steals:** ---  
**Minutes:** 11, Miami, 11-19-15

## Career Highs

**Points:** 11, South Carolina Upstate, 12-20-14  
**FGM:** 4, South Carolina Upstate, 12-20-14  
**FGA:** 5, 3x, last vs. LSU, 1-31-15  
**3FGM:** --  
**3FGA:** --  
**FTM:** 3, twice, last vs. USC Upstate, 12-20-14  
**FTA:** 4, South Carolina Upstate, 12-20-14  
**Rebounds:** 5, 4x, last vs. LSU, 1-31-15  
**Assists:** 1, 7x, last vs. EWU, 11-13-15  
**Blocks:** 1, 9x, last vs. Arkansas, 2-21-15  
**Steals:** 1, 8x, last vs. Ole Miss, 2-19-15  
**Minutes:** 29, McNeese, 12-30-14

## 2015-16 Game-By-Game

Opponent	MIN	FG	Pct.	3FG	Pct.	FT	Pct.	O-D-R	PF	A	TO	B	S	PTS
N13 Eastern Washington	7	0-0	.000	0-0	.000	0-0	.000	0-2-2	4	1	1	0	0	0
N16 Southern University	7	0-0	.000	0-0	.000	0-0	.000	2-0-2	3	0	0	0	0	0
N19 Miami	11	0-1	.000	0-0	.000	0-0	.000	1-1-2	2	0	0	0	0	0
N20 Texas Tech	-DNP-													
N22 Missouri State	2	1-1	1.000	0-0	.000	0-1	.000	0-0-0	2	0	1	0	0	2
N28 UT Martin	3	0-0	.000	0-0	.000	0-0	.000	1-0-1	0	0	0	0	0	0
D2 Texas Southern														
D12 UMKC														
D16 Florida State														
D19 Tulane														
D23 Northern Colorado														
D31 North Carolina Central														
J6 Texas A&M														
J9 Arkansas														
J12 Kentucky														
J16 Tennessee														
J19 Florida														
J23 Ole Miss														
J26 South Carolina														
J30 Missouri														
F2 Alabama														
F6 LSU														
F9 Arkansas														
F13 Georgia														
F16 Vanderbilt														
F20 Alabama														
F24 Texas A&M														
F27 South Carolina														
M2 Ole Miss														
M5 Auburn														
M9 SEC Tournament														

## Ndoye's Notes . . .

- ✓ 2 rebounds vs. EWU.
- ✓ 2 offensive rebounds vs. Southern.
- ✓ Had 2 points against Missouri State.

## CAREER STATS For FALLOU NDOYE

Year	GP-GS	Min/Avg	FG-FGA	Pct	3FM-3GA	Pct	FT-FTA	Pct	Rebs	PF-D	Asst	TO	Blk	Stl	Pts/Avg
2014-15	30-6	372/12.4	26-54	.481	0-0	.000	11-21	.524	55-1.8	67-4	5	27	7	6	63/2.1
2015-16	5-0	30/6.0	1-2	.500	0-0	.000	0-1	.000	7-1.4	11-0	1	2	0	0	2/0.4
TOTALS	35-6	402/11.5	27-56	.482	0-0	.000	11-22	.500	62-1.8	78-4	6	29	7	6	65/1.9

## 23 TRAVIS DANIELS



Senior | Guard

6-7 | 225

Tuscaloosa, AL

Shelton State CC

## Season Highs

**Points:** 16, Eastern Washington, 11-13-15  
**FGM:** 7, Eastern Washington, 11-13-15  
**FGA:** 12, UT Martin, 11-28-15  
**3FGM:** 3, Southern, 11-16-15  
**3FGA:** 4, UT Martin, 11-28-15  
**FTM:** 2, Missouri St., 11-22-15  
**FTA:** 4, Texas Tech, 11-20-15  
**Rebounds:** 10, Southern, 11-16-15  
**Assists:** 3, Missouri St., 11-22-15  
**Blocks:** 2, Miami, 11-19-15  
**Steals:** ---  
**Minutes:** 34, Texas Tech, 11-20-15

## Career Highs

**Points:** 21, St. Louis, 11-28-14  
**FGM:** 8, St. Louis, 11-28-14  
**FGA:** 16, Texas A&M, 1-13-15  
**3FGM:** 4, 4x, last vs. Texas A&M, 1-13-15  
**3FGA:** 8, Texas A&M, 1-13-15  
**FTM:** 5, 4x, last vs. Ole Miss, 2-19-15  
**FTA:** 7, twice, last vs. Tulane, 12-6-14  
**Rebounds:** 10, Southern, 11-16-15  
**Assists:** 3, twice, last vs. Missouri St., 11-22-15  
**Blocks:** 2, vs. Miami, 11-19-15  
**Steals:** 2, twice, last vs. Florida State, 1-2-15  
**Minutes:** 35, Texas A&M, 1-13-15

## 2015-16 Game-By-Game

Opponent	MIN	FG	Pct.	3FG	Pct.	FT	Pct.	O-D-R	PF	A	TO	B	S	PTS
N13 Eastern Washington	21	7-9	.778	1-3	.333	1-1	1.000	0-0-0	2	1	0	0	0	16
N16 Southern University	33	3-3	1.000	3-3	1.000	0-0	.000	4-6-10	2	1	1	0	0	9
N19 Miami	25	2-6	.333	1-2	.500	0-0	.000	1-2-3	3	2	2	2	0	5
N20 Texas Tech	34	2-3	.667	1-1	1.000	1-4	.250	4-2-6	1	1	1	1	0	6
N22 Missouri State	32	3-7	.429	1-3	.333	2-3	.667	4-4-8	2	3	1	1	0	9
N28 UT Martin	29	4-12	.333	0-4	.000	0-0	.000	6-1-7	3	1	3	1	0	8
D2 Texas Southern														
D12 UMKC														
D16 Florida State														
D19 Tulane														
D23 Northern Colorado														
D31 North Carolina Central														
J6 Texas A&M														
J9 Arkansas														
J12 Kentucky														
J16 Tennessee														
J19 Florida														
J23 Ole Miss														
J26 South Carolina														
J30 Missouri														
F2 Alabama														
F6 LSU														
F9 Arkansas														
F13 Georgia														
F16 Vanderbilt														
F20 Alabama														
F24 Texas A&M														
F27 South Carolina														
M2 Ole Miss														
M5 Auburn														
M9 SEC Tournament														

## Daniels' Notes . . .

- ✓ 16 points vs. EWU.
- ✓ Had 9 points and a career-high 10 rebounds vs. Southern
- ✓ Earned 5 points and a career-high 2 blocks vs. Miami.
- ✓ Played a season-high 34 minutes with 6 points and 6 rebounds against Texas Tech.
- ✓ 9 points, 8 rebounds and 3 assists (tied career high) vs. Missouri State.
- ✓ 8 points, 7 rebounds vs. UT Martin. Career-high 6 offensive rebounds.

## CAREER STATS FOR TRAVIS DANIELS

Year	GP-GS	Min/Avg	FG-FGA	Pct	3FM-3GA	Pct	FT-FTA	Pct	Rebs	PF-D	Asst	TO	Blk	Stl	Pts/Avg
2014-15	32-26	632/19.8	70-176	.398	24-83	.289	30-45	.667	124-3.9	52-0	18	49	5	14	194/6.1
2015-16	6-6	174/29.0	21-40	.525	7-16	.438	4-8	.500	34-5.7	13-0	9	8	5	0	53/8.8
TOTALS	38-32	806/21.2	91-216	.421	31-99	.313	34-53	.642	158-4.2	65-0	27	57	10	14	247/6.5

# 24 JETT JOBE



**Freshman | Guard**

**6-4 | 181**

**Tuttle, OK**

**Tuttle HS**

## Season Highs

Points: 1, Eastern Washington, 11-13-15  
 FGM: ---  
 FGA: 1, Eastern Washington, 11-13-15  
 3FGM: ---  
 3FGA: ---  
 FTM: ---  
 FTA: ---  
 Rebounds: 1, Miami, 11-19-15  
 Assists: ---  
 Blocks: ---  
 Steals: ---  
 Minutes: 2, 2x, last vs. UT Martin, 11-28-15

## Jobe's Notes . . .

- ✓ Made MSU debut vs. EWU.
- ✓ Earned his first-career rebound vs. Miami.

## 2015-16 Game-By-Game

Opponent	MIN	FG	Pct.	3FG	Pct.	FT	Pct.	O-D-R	PF	A	TO	B	S	PTS
N13 Eastern Washington	1	0-1	.000	0-0	.000	0-0	.000	0-0-0	0	0	0	0	0	0
N16 Southern University	-DNP-													
N19 Miami	2	0-0	.000	0-0	.000	0-0	.000	0-1-1	0	0	0	0	0	0
N20 Texas Tech	-DNP-													
N22 Missouri State	-DNP-													
N28 UT Martin	2	0-0	.000	0-0	.000	0-0	.000	0-0-0	0	0	0	0	0	0
D2 Texas Southern														
D12 UMKC														
D16 Florida State														
D19 Tulane														
D23 Northern Colorado														
D31 North Carolina Central														
J6 Texas A&M														
J9 Arkansas														
J12 Kentucky														
J16 Tennessee														
J19 Florida														
J23 Ole Miss														
J26 South Carolina														
J30 Missouri														
F2 Alabama														
F6 LSU														
F9 Arkansas														
F13 Georgia														
F16 Vanderbilt														
F20 Alabama														
F24 Texas A&M														
F27 South Carolina														
M2 Ole Miss														
M5 Auburn														
M9 SEC Tournament														

## CAREER STATS FOR JETT JOBE

Year	GP-GS	Min/Avg	FG-FGA	Pct	3FM-3GA	Pct	FT-FTA	Pct	Rebs	PF-D	Ast	TO	Blk	Stl	Pts/Avg
2015-16	3-0	5/1.7	0-1	.000	0-0	.000	0-0	.000	1-0.3	0-0	0	0	0	0	0/0-0

## 32 CRAIG SWORD



Senior | Guard

6-3 | 197

Montgomery, AL

G.W. Carver HS

## Season Highs

Points: 20, Miami, 11-19-15  
 FGM: 6, Miami, 11-19-15  
 FGA: 12, Miami, 11-19-15  
 3FGM: 2, Southern, 11-16-15  
 3FGA: 8, Southern, 11-16-15  
 FTM: 7, Miami, 11-19-15  
 FTA: 9, Miami, 11-19-15  
 Rebounds: 4, Eastern Washington, 11-13-15  
 Assists: 4, 2x, last vs. UT Martin, 11-28-15  
 Blocks: 3, Texas Tech, 11-20-15  
 Steals: 2, twice, last vs. Missouri St., 11-22-15  
 Minutes: 30, Missouri St., 11-22-15

## Career Highs

Points: 33, LSU, 2-19-14  
 FGM: 11, LSU, 2-19-14  
 FGA: 17, twice, last vs. Tennessee, 3-14-13  
 3FGM: 5, Ole Miss, 1-28-15  
 3FGA: 8, Southern, 11-16-15  
 FTM: 15, Ole Miss, 1-11-14  
 FTA: 18, Ole Miss, 1-11-14  
 RBs: 8, 4x, last vs. South Carolina, 2-28-15  
 Assists: 9, Ole Miss, 3-2-13  
 Blocks: 3, vs. Texas Tech 11-20-15  
 Steals: 7, Ole Miss, 1-11-14  
 Minutes: 39, Texas A&M, 1-18-14

## 2015-16 Game-By-Game

Opponent	MIN	FG	Pct.	3FG	Pct.	FT	Pct.	O-D-R	PF	A	TO	B	S	PTS
N13 Eastern Washington	25	3-8	.375	1-4	.250	2-3	.667	0-4-4	3	3	3	2	2	9
N16 Southern University	24	4-11	.364	2-8	.250	6-6	1.000	2-1-3	5	2	7	1	0	16
N19 Miami	28	6-12	.500	1-2	.500	7-9	.778	2-1-3	3	4	1	1	1	20
N20 Texas Tech	28	3-10	.300	0-4	.000	0-0	.000	2-1-3	4	1	2	3	0	6
N22 Missouri State	30	5-6	.833	1-2	.500	1-1	1.000	1-0-1	2	1	2	0	2	12
N28 UT Martin	24	3-8	.375	0-2	.000	2-3	.667	1-1-2	2	4	3	0	1	8
D2 Texas Southern														
D12 UMKC														
D16 Florida State														
D19 Tulane														
D23 Northern Colorado														
D31 North Carolina Central														
J6 Texas A&M														
J9 Arkansas														
J12 Kentucky														
J16 Tennessee														
J19 Florida														
J23 Ole Miss														
J26 South Carolina														
J30 Missouri														
F2 Alabama														
F6 LSU														
F9 Arkansas														
F13 Georgia														
F16 Vanderbilt														
F20 Alabama														
F24 Texas A&M														
F27 South Carolina														
M2 Ole Miss														
M5 Auburn														
M9 SEC Tournament														

## Sword's Notes . . .

✓ Preseason second-team All-SEC selection by the league coaches.

✓ 9 points vs. EWU.

✓ Had 16 points vs. Southern.

✓ His 20 points, 4 assists and 3 rebounds vs. Miami

✓ 6 points, 3 rebounds vs. Texas Tech.

✓ Tallied 12 points vs. Missouri State, moving him into 26th place on MSU's career scoring chart.

✓ 8 points, 4 assists, 2 rebounds vs. UT Martin.

## CAREER STATS FOR CRAIG SWORD

Year	GP-GS	Min/Avg	FG-FGA	Pct	3FM-3GA	Pct	FT-FTA	Pct	Rebs	PF-D	Ast	TO	Blk	Stl	Pts/Avg
2012-13	32-30	854/26.7	120-296	.405	13-67	.194	82-148	.554	92-2.9	92-8	75	127	14	55	335/10.5
2013-14	32-32	900/28.1	157-324	.485	12-44	.273	111-179	.620	120-3.8	93-4	88	96	15	60	437/13.7
2014-15	28-22	695/24.8	97-215	.451	27-75	.360	96-137	.701	79-3.2	70-2	48	71	11	29	317/11.3
2015-16	6-6	159/26.5	24-55	.436	5-22	.227	18-22	.818	16-2.7	19-1	15	18	7	6	71/11.8
TOTALS	98-90	2608/26.6	398-890	.447	57-208	.274	307-486	.632	307-3.1	274-15	226	312	47	150	1160/11.8



## 35 ARIC HOLMAN



Freshman | Forward

6-10 | 212

Owensboro, KY

Owensboro HS

## Season Highs

Points:  
FGM:  
FGA:  
3FGM:  
3FGA:  
FTM:  
FTA:  
Rebounds:  
Assists:  
Blocks:  
Steals:  
Minutes:

## Holman's Notes . . .

✓ Missed all of preseason with a knee injury.

## 2015-16 Game-By-Game

Opponent	MIN	FG	Pct.	3FG	Pct.	FT	Pct.	O-D-R	PF	A	TO	B	S	PTS
N13 Eastern Washington	-DNP-													
N16 Southern University	-DNP-													
N19 Miami	-DNP-													
N20 Texas Tech	-DNP-													
N22 Missouri State	-DNP-													
N28 UT Martin	-DNP-													
D2 Texas Southern														
D12 UMKC														
D16 Florida State														
D19 Tulane														
D23 Northern Colorado														
D31 North Carolina Central														
J6 Texas A&M														
J9 Arkansas														
J12 Kentucky														
J16 Tennessee														
J19 Florida														
J23 Ole Miss														
J26 South Carolina														
J30 Missouri														
F2 Alabama														
F6 LSU														
F9 Arkansas														
F13 Georgia														
F16 Vanderbilt														
F20 Alabama														
F24 Texas A&M														
F27 South Carolina														
M2 Ole Miss														
M5 Auburn														
M9 SEC Tournament														

## CAREER STATS FOR ARIC HOLMAN

Year	GP-GS	Min/Avg	FG-FGA	Pct	3FM-3GA	Pct	FT-FTA	Pct	Rebs	PF-D	Ast	TO	Blk	Stl	Pts/Avg
2015-16															

**Exhibition 1 — Nov. 6, 2015**

Mississippi State 95  
Fort Valley State 56

Humphrey Coliseum • Starkville, MS

**Fort Valley State**

Player	FG	3FG	FT	RB	PF	PT	A	Min
Bell f	1-3	0-0	3-5	2	1	5	1	22
Wilson c	3-15	0-3	3-4	4	2	9	0	28
Thomas g	0-0	0-0	0-0	1	2	0	0	11
Bryant g	1-4	1-1	0-0	0	0	3	0	11
Franklin g	3-7	1-1	2-3	1	1	9	1	16
Hansberry	2-4	0-1	0-0	0	3	4	0	16
Edwards	5-7	0-0	0-3	0	1	10	0	13
Fluellen	0-2	0-2	0-1	5	1	0	1	16
McMillan	2-4	0-1	1-2	2	2	5	0	12
Broner	0-1	0-0	1-2	3	0	1	1	12
Duke	2-6	1-4	1-2	3	3	6	0	20
Warren	2-4	0-0	0-2	6	1	4	0	12
Mobley	0-3	0-3	0-0	2	0	0	0	11
<b>TOTALS</b>	<b>21-60</b>	<b>3-16</b>	<b>11-24</b>	<b>31</b>	<b>17</b>	<b>56</b>	<b>4</b>	<b>200</b>

**Mississippi State**

Player	FG	3FG	FT	RB	PF	PT	A	Min
Ware f	6-6	0-0	0-0	6	3	12	0	17
Daniels f	2-2	0-0	0-0	1	5	4	0	11
Thomas g	4-9	2-7	1-1	3	0	11	2	29
Ready g	7-14	3-5	0-0	4	2	17	9	23
Sword g	5-10	1-3	3-5	10	2	14	4	31
Houston	1-3	0-0	3-4	5	1	5	1	14
Zuppardo	5-6	1-2	1-1	10	4	12	2	25
Holmes	0-1	0-1	0-0	0	0	0	1	3
W'spoon	5-11	3-5	2-3	1	2	15	6	19
Patterson	0-0	0-0	0-0	2	0	0	0	3
Ndoye	2-5	0-0	1-2	4	4	5	1	21
Jobe	0-2	0-2	0-0	0	0	0	0	4
<b>TOTALS</b>	<b>37-69</b>	<b>10-25</b>	<b>11-16</b>	<b>51</b>	<b>23</b>	<b>95</b>	<b>26</b>	<b>200</b>

Halftime: MSU 47, FVSU 27. FG%: MSU 53.6%, FVSU 35.0. 3FG%: MSU 40.0%, FVSU 18.8%. FT%: MSU 68.8%, FVSU 45.8%. Turnovers: MSU 17 (Sword 4), FVSU 18 (Franklin 4). Blocked Shots: MSU 2 (Thomas), FVSU 1 (Fluellen). Steals: MSU 11 (Ready 4), FVSU 6 (Franklin 2). Officials: Tony Greene, Marc Ellard, Todd Austin. Attendance: 3,300.

**Game 1 — Nov. 13, 2015**

Mississippi State 106  
Eastern Washington 88

Humphrey Coliseum • Starkville, MS

**Eastern Washington**

Player	FG	3FG	FT	RB	PF	PT	A	Min
Bliznyuk f	7-14	1-2	6-7	2	4	21	1	30
Von Hofe f	7-13	5-10	2-3	2	1	21	0	37
Jois f	5-7	0-0	2-5	7	3	12	0	30
Washington g	5-7	0-1	1-2	2	4	11	1	22
McBroom g	6-15	0-4	3-3	2	0	15	5	36
Gibson	0-5	0-4	0-0	3	4	0	1	17
Henderson	0-0	0-0	0-0	0	0	0	0	2
Ferris	0-0	0-0	2-2	1	0	2	0	4
Benzel	0-1	0-1	0-0	0	0	0	0	2
Nuno	1-1	0-0	0-0	1	1	2	0	5
Reid	1-1	0-0	0-0	2	2	2	0	7
Hunt	1-1	0-0	0-0	0	1	2	1	8
<b>TOTALS</b>	<b>33-65</b>	<b>6-22</b>	<b>16-22</b>	<b>25</b>	<b>20</b>	<b>88</b>	<b>9</b>	<b>200</b>

**Mississippi State**

Player	FG	3FG	FT	RB	PF	PT	A	Min
Ware f	11-14	0-0	4-7	13	2	26	0	30
Daniels f	7-9	1-3	1-1	0	2	16	1	21
Thomas g	3-6	0-2	4-4	5	0	10	1	35
Ready g	8-16	1-5	8-9	2	2	25	6	35
Sword g	3-8	1-4	2-3	4	3	9	3	25
Houston	1-1	0-0	0-0	0	0	2	0	6
Zuppardo	3-3	0-0	0-0	8	3	6	1	15
Holmes	0-0	0-0	0-0	0	0	0	0	1
W'spoon	5-8	2-3	0-0	2	4	12	1	23
Patterson	0-0	0-0	0-0	0	1	0	0	1
Ndoye	0-0	0-0	0-0	2	4	0	1	7
Jobe	0-1	0-0	0-0	0	0	0	0	1
<b>TOTALS</b>	<b>41-66</b>	<b>5-17</b>	<b>19-24</b>	<b>40</b>	<b>21</b>	<b>106</b>	<b>13</b>	<b>200</b>

Halftime: EWU 51, MSU 48. FG%: MSU 62.1%, EWU 50.8. 3FG%: MSU 29.4%, EWU 27.3%. FT%: MSU 79.2%, EWU 72.7%. Turnovers: MSU 13 (Ready 5), EWU 11 (Jois 3). Blocked Shots: MSU 7 (Ware 3), EWU 0. Steals: MSU 4 (Sword 2), EWU 8 (Bliznyuk 3). Officials: Pat Adams, Antinio Petty, Brent Hampton. Attendance: 9,931.

**Game 2 — Nov. 16, 2015**

Southern 76  
Mississippi State 72

Humphrey Coliseum • Starkville, MS

**Southern**

Player	FG	3FG	FT	RB	PF	PT	A	Min
Sam f	4-6	0-0	2-4	8	3	10	2	30
Allen f	3-3	0-0	0-0	2	5	6	0	9
Hyder g	1-7	0-0	1-2	4	1	3	4	36
Rodgers g	6-15	4-6	0-2	5	1	16	0	35
Banks g	5-14	1-5	7-10	2	5	18	4	35
Thomas	3-5	0-0	0-0	2	2	6	0	15
Prudhomme	3-7	1-3	2-2	3	1	9	0	25
Nunn	4-5	0-0	0-0	4	2	8	0	15
<b>TOTALS</b>	<b>29-62</b>	<b>6-14</b>	<b>12-20</b>	<b>34</b>	<b>20</b>	<b>76</b>	<b>10</b>	<b>200</b>

**Mississippi State**

Player	FG	3FG	FT	RB	PF	PT	A	Min
Ware f	5-9	0-0	3-4	4	5	13	0	29
Daniels f	3-3	3-3	0-0	10	2	9	1	33
Thomas g	3-6	3-6	0-0	7	1	9	1	32
Ready g	3-13	1-5	2-2	3	0	9	5	32
Sword g	4-11	2-8	6-6	3	5	16	2	24
Zuppardo	2-6	1-3	1-2	5	1	6	0	9
W'spoon	1-4	0-1	2-3	3	2	4	0	17
Newman	2-8	1-5	1-6	2	0	6	3	17
Ndoye	0-0	0-0	0-0	2	3	0	0	7
<b>TOTALS</b>	<b>23-60</b>	<b>11-31</b>	<b>15-23</b>	<b>44</b>	<b>19</b>	<b>72</b>	<b>12</b>	<b>200</b>

Halftime: SU 45, MSU 40. FG%: MSU 38.3%, SU 46.8. 3FG%: MSU 35.5%, SU 42.9%. FT%: MSU 65.2%, SU 60.0%. Turnovers: MSU 19 (Sword 7), SU 8 (Hyder, Prudhomme 2). Blocked Shots: MSU 2 (Sword, Zuppardo), SU 7 (Nunn 5). Steals: MSU 4 (Ware, Thomas, Ready, Weatherspoon), SU 10 (Prudhomme 4). Officials: Olandis Poole, Joe DeRosa, John Hampton. Attendance: 5,895.

**Game 3 — Nov. 19, 2015**

Miami 105  
Mississippi State 79

Coliseo Roberto Clemente • Puerto Rico

**Miami**

Player	FG	3FG	FT	RB	PF	PT	A	Min
Uceda f	4-6	2-3	0-0	6	3	10	0	22
Jekiri c	3-5	0-0	2-2	10	3	8	2	18
Reed g	1-2	1-1	5-5	3	4	8	1	18
McCellan g	5-10	2-3	6-6	0	1	18	4	32
Rodriguez g	4-6	2-3	1-2	3	3	11	5	24
Newton	5-10	0-2	5-8	2	2	15	5	24
Lawrence	3-7	0-2	4-6	4	3	10	2	22
Palmer	6-9	2-3	0-2	2	0	14	1	21
Izundu	3-5	0-0	5-7	7	0	11	0	15
Robinson	0-0	0-0	0-0	0	1	0	0	2
Stowell	0-0	0-0	0-0	0	0	0	0	2
<b>TOTALS</b>	<b>34-60</b>	<b>9-17</b>	<b>28-38</b>	<b>41</b>	<b>20</b>	<b>105</b>	<b>20</b>	<b>200</b>

**Mississippi State**

Player	FG	3FG	FT	RB	PF	PT	A	Min
Ware f	10-15	0-0	0-0	5	4	20	1	29
Thomas g	0-5	0-4	0-0	4	3	0	0	27
Ready g	3-8	1-3	2-4	1	3	9	4	26
Daniels f	2-6	1-2	0-0	3	3	5	2	25
Sword g	6-12	1-2	7-9	3	3	20	4	28
Zuppardo	2-3	2-2	0-0	1	4	6	0	9
W'spoon	2-6	0-1	0-0	3	4	4	2	16
Newman	5-10	4-8	1-2	3	3	15	1	27
Ndoye	0-1	0-0	0-0	2	2	0	0	11
Jobe	0-0	0-0	0-0	1	3	0	0	2
<b>TOTALS</b>	<b>30-66</b>	<b>9-22</b>	<b>10-15</b>	<b>27</b>	<b>29</b>	<b>79</b>	<b>14</b>	<b>200</b>

Halftime: UM 59, MSU 35. FG%: MSU 45.5%, UM 56.7. 3FG%: MSU 40.9%, UM 52.9%. FT%: MSU 66.7%, UM 73.7%. Turnovers: MSU 13 (Ready 5), UM 11 (Jekiri 2). Blocked Shots: MSU 5 (Daniels 2), UM 1 (Jekiri). Steals: MSU 3 (Sword, Ready, Weatherspoon), UM 7 (McClellan, Newton, Lawrence 2). Officials: Antinio Petty, Joe DeRosa, Kipp Kissinger. Attendance: 1,947.

**Game 4 — Nov. 20, 2015**

Texas Tech 74  
Mississippi State 72

Coliseo Roberto Clemente • Puerto Rico

**Mississippi State**

Player	FG	3FG	FT	RB	PF	PT	A	Min
Ware f	6-9	0-0	3-4	9	4	15	1	35
Newman g	6-17	2-9	3-3	6	4	17	4	31
Ready g	4-9	3-6	0-0	6	3	11	3	33
Daniels f	2-3	1-1	1-4	6	1	6	1	34
Sword g	3-10	0-4	0-0	3	4	6	1	28
Thomas	1-4	0-2	0-0	0	0	2	1	9
Zuppardo	2-3	1-1	0-0	1	2	5	0	12
W'spoon	3-6	1-4	3-3	5	2	10	0	18
<b>TOTALS</b>	<b>27-61</b>	<b>8-27</b>	<b>10-14</b>	<b>37</b>	<b>20</b>	<b>72</b>	<b>11</b>	<b>200</b>

**Texas Tech**

Player	FG	3FG	FT	RB	PF	PT	A	Min
Smith f	4-6	0-0	4-4	5	1	12	0	27
Odias c	2-7	0-0	0-1	10	3	4	1	26
Williams g	6-18	1-9	2-2	3	2	15	3	31
Evans g	4-7	2-3	3-6	3	2	13	1	25
Gotcher g	4-9	1-3	2-2	3	3	11	3	31
Manderson	1-3	0-0	2-2	1	0	4	0	10
Thomas	2-3	0-0	0-0	1	1	4	1	15
Williamson	1-2	0-1	0-0	1	0	2	1	9
Ross	0-2	0-1	5-6	2	2	5	0	17
Jackson	2-3	0-1	0-0	2	1	4	0	9
<b>TOTALS</b>	<b>26-60</b>	<b>4-18</b>	<b>18-23</b>	<b>36</b>	<b>15</b>	<b>74</b>	<b>10</b>	<b>200</b>

Halftime: TT 41, MSU 32. FG%: MSU 44.3%, TT 43.3. 3FG%: MSU 29.6%, TT 22.2%. FT%: MSU 71.4%, TT 78.3%. Turnovers: MSU 14 (Ware, Newman 3), TT 11 (Evans 3). Blocked Shots: MSU 7 (Sword 3), TT 3 (Smith 2). Steals: MSU 3 (Ready 2), TT 7 (Williams 3). Officials: Lee Cassell, Jeb Hartness, Chris Beaver. Attendance: 2,001.

**Game 5 — Nov. 22, 2015**

Mississippi State 84  
Missouri State 70

Coliseo Roberto Clemente • Puerto Rico

**Missouri State**

Player	FG	3FG	FT	RB	PF	PT	A	Min
Church	f 3-3	0-0	0-0	4	2	6	0	21
Martin	g 0-3	0-0	2-2	3	3	2	0	10
Miller	g 3-13	3-6	0-0	1	1	9	5	34
Williams	f 4-11	0-2	4-6	5	2	12	4	35
Kendrix	g 6-7	2-3	3-4	3	3	17	1	27
Ruder	0-4	0-4	0-0	0	0	0	0	19
Gerrig	0-1	0-2	2-2	3	3	4	0	17
Dixon	30-2	0-0	1-2	1	0	1	0	6
Kreklow	0-0	0-0	0-0	0	0	0	0	1
Boone	5-7	0-0	3-4	4	2	13	2	24
McCullough	2-2	0-0	2-3	2	0	6	0	6
TOTALS	24-56	5-17	17-23	33	16	70	12	200

**Game 6 — Nov. 28, 2015**

Mississippi State 76  
Fort Valley State 51

Humphrey Coliseum • Starkville, MS

**UT Martin**

Player	FG	3FG	FT	RB	PF	PT	A	Min
Rowe f	2-6	0-1	0-2	4	2	4	0	25
Howard f	5-12	0-0	0-0	3	1	10	3	39
Taylor f	5-6	0-0	1-2	6	3	11	1	23
Mobley g	0-7	0-4	0-0	3	2	0	2	24
Anderson g	3-8	2-5	0-0	2	0	8	1	38
Lee	4-11	3-7	0-0	3	3	11	1	30
London	1-2	0-0	0-0	3	2	2	0	7
Martinez	0-0	0-0	0-0	0	0	0	0	3
Variste	2-3	0-0	1-2	1	2	5	1	12
<b>TOTALS</b>	<b>22-55</b>	<b>5-17</b>	<b>2-6</b>	<b>27</b>	<b>15</b>	<b>51</b>	<b>9</b>	<b>200</b>

**Mississippi State**

Player	FG	3FG	FT	RB	PF	PT	A	Min
Ware f	9-12	0-0	4-5	10	0	22	2	30
Daniels f	4-12	0-4	0-0	7	3	8	1	29
Newman g	2-10	1-4	0-0	3	2	5	3	32
Ready g	5-10	0-2	0-0	4	0	10	4	30
Sword g	3-8	0-2	2-3	2	2	8	4	24
Thomas	1-3	1-3	0-0	4	2	3	1	17
Zupardo	2-3	0-1	0-0	4	5	4	1	13
Holmes	0-0	0-0	0-0	0	0	0	0	1
W'spoon	6-6	2-2	2-2	3	0	16	1	18
Patterson	0-1	0-0	0-0	0	0	0	0	1
Ndoye	0-0	0-0	0-0	1	0	0	0	3
Jobe	0-0	0-0	0-0	0	0	0	0	2
<b>TOTALS</b>	<b>32-65</b>	<b>4-18</b>	<b>8-10</b>	<b>43</b>	<b>14</b>	<b>76</b>	<b>17</b>	<b>200</b>

Halftime: MSU 36, UTM 29. FG%: MSU 49.2%, UTM 40.0. 3FG%: MSU 22.2%, UTM 29.4%. FT%: MSU 80.0%, UTM 33.3%. Turnovers: MSU 10 (Sword, Daniels 3), UTM 12 (Four players with 2). Blocked Shots: MSU 4 (Ware 3), UTM 4 (Howard 3). Steals: MSU 19 (Ready 3), UTM 6 (Variste 3). Officials: Anthony Jordan, Ted Valentine, Karl Hess. Attendance: 7,150.

**Game 7 — Dec. 2, 2015**

Mississippi State  
Texas Southern

Humphrey Coliseum • Starkville, MS

**Game 8 — Dec. 12, 2015**

Mississippi State  
Kansas City-Missouri

Municipal Auditorium • Kansas City, MO

**Game 9 — Dec. 16, 2015**

Mississippi State  
Florida State

Donald L. Tucker Civic Center • Tallahassee, FL

**Game 10 — Dec. 19, 2015**

Mississippi State  
Tulane

Humphrey Coliseum • Starkville, MS

**Game 11 — Nov. 22, 2015**

Mississippi State  
Northern Colorado

Mississippi Coliseum • Jackson, MS

Mississippi State Basketball  
Mississippi State Combined Team Statistics (as of Nov 28, 2015)  
All games

RECORD:	OVERALL	HOME	AWAY	NEUTRAL
ALL GAMES	3-3	2-1	0-0	1-2
CONFERENCE	0-0	0-0	0-0	0-0
NON-CONFERENCE	3-3	2-1	0-0	1-2

#	Player	gp-gs	min	avg	Total		3-Point		F-Throw		Rebounds								a	to	blk	stl	pts	avg
					fg-fga	fg%	3fg-fga	3fg%	ft-fa	ft%	off	def	tot	avg	pf	dq								
01	Fred Thomas	6-3	134	22.3	8-24	.333	4-17	.235	5-6	.833	2	20	22	3.7	9	0	5	6	1	1	25	4.2		
02	Demetrius Houston	1-0	6	6.0	1-1	1.000	0-0	.000	0-0	.000	0	0	0	0.0	0	0	0	0	0	0	2	2.0		
04	Johnny Zuppardo	6-0	76	12.7	12-23	.522	4-8	.500	1-2	.500	8	15	23	3.8	15	1	3	4	2	4	29	4.8		
10	Carter Holmes	2-0	2	1.0	0-0	.000	0-0	.000	0-0	.000	0	0	0	0.0	0	0	0	0	0	0	0	0.0		
11	Q. Weatherspoon	6-0	112	18.7	20-35	.571	5-13	.385	7-8	.875	3	14	17	2.8	14	0	5	5	3	4	52	8.7		
14	Malik Newman	5-3	133	26.6	20-55	.364	10-32	.313	7-13	.538	2	12	14	2.8	13	0	12	13	0	1	57	11.4		
15	I.J. Ready	6-6	186	31.0	28-65	.431	7-25	.280	14-17	.824	2	17	19	3.2	9	0	33	14	0	10	77	12.8		
20	Gavin Ware	6-6	181	30.2	53-75	.707	0-0	.000	15-22	.682	19	25	44	7.3	18	1	5	8	9	4	121	20.2		
21	Reggie Patterson	2-0	2	1.0	0-1	.000	0-0	.000	0-0	.000	0	0	0	0.0	1	0	0	0	0	0	0	0.0		
22	Fallou Ndoeye	5-0	30	6.0	1-2	.500	0-0	.000	0-1	.000	4	3	7	1.4	11	0	1	2	0	0	2	0.4		
23	Travis Daniels	6-6	174	29.0	21-40	.525	7-16	.438	4-8	.500	19	15	34	5.7	13	0	9	8	5	0	53	8.8		
24	Jett Jobe	3-0	5	1.7	0-1	.000	0-0	.000	0-0	.000	0	1	1	0.3	0	0	0	0	0	0	0	0.0		
32	Craig Sword	6-6	159	26.5	24-55	.436	5-22	.227	18-22	.818	8	8	16	2.7	19	1	15	18	7	6	71	11.8		
Team											11	11	22				1							
Total.....		6	1200		188-377	.499	42-133	.316	71-99	.717	78	141	219	36.5	122	3	88	79	27	30	489	81.5		
Opponents.....		6	1200		168-358	.469	35-105	.333	93-132	.705	68	128	196	32.7	106	-	70	66	18	42	464	77.3		

TEAM STATISTICS	MS	OPP	Date	Opponent	Score	Att.
SCORING	489	464	11-13-15	EASTERN WASHINGTON	w 106-88	9931
Points per game	81.5	77.3	11-16-15	SOUTHERN UNIVERSITY	L 72-76	5895
Scoring margin	+4.2	-	11-19-15	vs Miami	L 79-105	1947
FIELD GOALS-ATT	188-377	168-358	11-20-15	vs Texas Tech	L 72-74	2001
Field goal pct	.499	.469	11-22-15	vs Missouri State	w 84-70	1492
3 POINT FG-ATT	42-133	35-105	11-28-15	UT MARTIN	w 76-51	7150
3-point FG pct	.316	.333	* - Conference game			
3-pt FG made per game	7.0	5.8				
FREE THROWS-ATT	71-99	93-132				
Free throw pct	.717	.705				
F-Throws made per game	11.8	15.5				
REBOUNDS	219	196				
Rebounds per game	36.5	32.7				
Rebounding margin	+3.8	-				
ASSISTS	88	70				
Assists per game	14.7	11.7				
TURNOVERS	79	66				
Turnovers per game	13.2	11.0				
Turnover margin	-2.2	-				
Assist/turnover ratio	1.1	1.1				
STEALS	30	42				
Steals per game	5.0	7.0				
BLOCKS	27	18				
Blocks per game	4.5	3.0				
ATTENDANCE	22976	5440				
Home games-Avg/Game	3-7659	0-0				
Neutral site-Avg/Game	-	3-1813				

Score by Periods	1st	2nd	Totals
Mississippi State	236	253	489
Opponents	252	212	464



Mississippi State Basketball  
Mississippi State Game-by-Game Highs (as of Nov 28, 2015)  
All games













Opponent	Date	Score	Points	Rebounds	Assists	Steals	Blocked shots
EASTERN WASHINGTON	11-13-15	106-88	26-Gavin Ware	13-Gavin Ware	6-I.J. Ready	2-Craig Sword	3-Gavin Ware
SOUTHERN UNIVERSITY	11-16-15	72-76	16-Craig Sword	10-Travis Daniels	5-I.J. Ready	1-Q. Weatherspoon Gavin Ware Fred Thomas I.J. Ready	1-Johnny Zuppardo Craig Sword
vs Miami	11-19-15	79-105	20-Gavin Ware Craig Sword	5-Gavin Ware	4-Craig Sword I.J. Ready	1-I.J. Ready Craig Sword Q. Weatherspoon	2-Travis Daniels
vs Texas Tech	11-20-15	72-74	17-Malik Newman	9-Gavin Ware	4-Malik Newman	2-I.J. Ready	3-Craig Sword
vs Missouri State	11-22-15	84-70	25-Gavin Ware	8-Travis Daniels	11-I.J. Ready	2-I.J. Ready Craig Sword Johnny Zuppardo	1-Travis Daniels Gavin Ware
UT MARTIN	11-28-15	76-51	22-Gavin Ware	10-Gavin Ware	4-I.J. Ready Craig Sword	3-I.J. Ready	3-Gavin Ware

Mississippi State Basketball  
Mississippi State Team Game-by-Game Comparison (as of Nov 28, 2015)  
All games

Opponent	1st	2nd	Score	Mar	Total FG	FG Pct	3-Pointers	3FG Pct	Free Throws	FT Pct	Rebounds	Assist	T/Over	Block	Steal	Fouls
EASTERN WASHINGTON	48/51	58/37	106-88	+18	41-66/33-65	.621/.508	5-17/6-22	.294/.273	19-24/16-22	.792/.727	40/25 +15	14/9	13/11	7/0	4/8	21/20
SOUTHERN UNIVERSITY	40/45	32/31	72-76	(4)	23-60/29-62	.383/.468	11-31/6-14	.355/.429	15-23/12-20	.652/.600	44/34 +10	12/10	19/8	2/7	4/10	19/20
Miami	35/59	44/46	79-105	(26)	30-66/34-60	.455/.567	9-22/9-17	.409/.529	10-15/28-38	.667/.737	27/41 (14)	14/20	13/11	5/1	3/7	29/20
Texas Tech	32/41	40/33	72-74	(2)	27-61/26-60	.443/.433	8-27/4-18	.296/.222	10-14/18-23	.714/.783	37/36 +1	11/10	14/10	7/3	3/7	20/15
Missouri State	45/27	39/43	84-70	+14	35-59/24-56	.593/.429	5-18/5-17	.278/.294	9-13/17-23	.692/.739	28/33 (5)	20/12	10/14	2/3	7/4	19/16
UT MARTIN	36/29	40/22	76-51	+25	32-65/22-55	.492/.400	4-18/5-17	.222/.294	8-10/2-6	.800/.333	43/27 +16	17/9	10/12	4/4	9/6	14/15

Note: Game totals are displayed in the format TEAM/OPPONENT for each category

## 2015-16 MISSISSIPPI STATE PLAYER BREAKDOWN

1		<b>Fred Thomas</b> Jr   F   6-5   210   Jackson, MS	<b>Notes:</b> 98 points shy of 1,000 for career after 9 points vs. Southern. Had 10 points vs. EWU in season opener. Totaled 6 points and 10 rebounds in last four games.
		<b>MIN</b> <b>PTS</b> <b>RBS</b> <b>STL</b> <b>FG%</b> <b>3FG%</b> <b>FT%</b> 22.3 4.2 3.7 0.2 .333 .235 .833	
2		<b>Demetrius Houston</b> So   F   6-7   201   Montgomery, AL	<b>Notes:</b> Had 2 points in 6 minutes vs. EWU. Suspended indefinitely due to conduct detrimental to the team.
		<b>MIN</b> <b>PTS</b> <b>RBS</b> <b>STL</b> <b>FG%</b> <b>3FG%</b> <b>FT%</b> 6.0 2 0 0 1.000 --- ---	
4		<b>Johnny Zuppardo</b> Sr   F   6-8   226   Bay St. Louis, MS	<b>Notes:</b> Had 6 points, 8 rebounds in MSU debut. 6 points, 5 rebounds vs. Southern. 6 points vs. Miami. Totaled 5 points vs. Texas Tech. 2 points, 4 rebounds vs. Missouri State. 4 points, 4 rebounds and 2 steals vs. UTM.
		<b>MIN</b> <b>PTS</b> <b>RBS</b> <b>STL</b> <b>FG%</b> <b>3FG%</b> <b>FT%</b> 12.7 4.8 3.8 0.7 .522 .500 .500	
5		<b>Joe Strugg</b> Fr   F   6-9   192   Montgomery, AL	<b>Notes:</b> Has not played this year due to foot injury.
		<b>MIN</b> <b>PTS</b> <b>RBS</b> <b>STL</b> <b>FG%</b> <b>3FG%</b> <b>FT%</b>	
11		<b>Quinnndary Weatherspoon</b> Fr   G   6-4   202   Canton, MS	<b>Notes:</b> Had 12 points, 2 rebounds, 1 assist in MSU debut. 4 points vs. Southern and Miami. 10 points, 5 rebounds vs. Texas Tech. 6 points vs. Missouri State. Career-high 16 points vs. UTM on 6-6 shooting and 2 steals.
		<b>MIN</b> <b>PTS</b> <b>RBS</b> <b>AST</b> <b>FG%</b> <b>3FG%</b> <b>FT%</b> 18.7 8.7 2.8 0.8 .571 .385 .875	
14		<b>Malik Newman</b> Fr   G   6-3   190   Jackson, MS	<b>Notes:</b> Made MSU debut vs. Southern and had 6 points and 3 assists. DNP vs. EWU in opener due to turf toe. 15 points vs. Miami. Earned first-career start vs. Texas Tech and responded with 17 points, 5 rebounds and 4 assists. 14 points vs. Missouri State. 5 points, 3 assists and 3 rebounds vs. UTM.
		<b>MIN</b> <b>PTS</b> <b>RBS</b> <b>AST</b> <b>FG%</b> <b>3FG%</b> <b>FT%</b> 26.6 11.4 2.8 2.4 .364 .313 .538	
15		<b>I.J. Ready</b> Jr   G   5-11   170   North Little Rock, AR	<b>Notes:</b> Career-high 25 points to go along with 6 assists vs. EWU. 9 points vs. Southern. 9 points, 4 assists vs. Miami. 11 points, 6 rebounds and 3 assists vs. Texas Tech. Had first-career double-double with 13 points and 11 rebounds vs. Missouri State. 10 points, 4 rebounds, 4 assists and 3 assists vs. UTM.
		<b>MIN</b> <b>PTS</b> <b>RBS</b> <b>AST</b> <b>FG%</b> <b>3FG%</b> <b>FT%</b> 31.0 12.8 3.2 5.5 .431 .280 .824	
20		<b>Gavin Ware</b> Sr   F   6-9   260   Starkville, MS	<b>Notes:</b> Double-double with career-high 26 points and 13 rebounds vs. EWU and was named the SEC Player of the Week. 13 points vs. Southern and 4 rebounds. 20 points, 5 rebounds vs. Miami. In 35 minutes, had 15 points, 9 rebounds and 2 blocks vs. Texas Tech. 25 points vs. Missouri State. 22 points, 10 rebounds for second double-double of the year and 14th of career.
		<b>MIN</b> <b>PTS</b> <b>RBS</b> <b>BLK</b> <b>FG%</b> <b>3FG%</b> <b>FT%</b> 30.2 20.2 7.3 1.5 .707 --- .682	
22		<b>Fallou Ndoeye</b> So   F   6-10   242   Taif, Senegal	<b>Notes:</b> Logged 7 minutes and had 2 rebounds vs. EWU. 7 minutes vs. Southern and 2 rebounds. 2 rebounds vs. Miami. DNP vs. Texas Tech. 2 points in 2 minutes vs. Missouri State. 1 rebound vs. UTM.
		<b>MIN</b> <b>PTS</b> <b>RBS</b> <b>STL</b> <b>FG%</b> <b>3FG%</b> <b>FT%</b> 6.0 0.4 1.4 0.0 .500 --- .000	
23		<b>Travis Daniels</b> Sr   G   6-7   225   Tuscaloosa, AL	<b>Notes:</b> 16 points vs. EWU. Career-high 10 rebounds vs. Southern and 9 points. 5 points, 2 assists, 2 blocks and 3 rebounds vs. Miami. 6 points, 6 rebounds vs. Texas Tech. 9 points, 8 rebounds vs. Missouri State. 8 points, 7 rebounds vs. UTM.
		<b>MIN</b> <b>PTS</b> <b>RBS</b> <b>AST</b> <b>FG%</b> <b>3FG%</b> <b>FT%</b> 29.0 8.8 5.7 1.5 .525 .438 .500	
32		<b>Craig Sword</b> Sr   G   6-3   197   Montgomery, AL	<b>Notes:</b> Had 9 points, 4 rebounds, 3 assists, 2 blocks and 2 steals vs. EWU. 16 points vs. Southern. 20 points and 4 assists vs. Miami. 6 points, 3 blocks vs. Texas Tech. 12 points, 2 steals vs. Missouri State. 8 points, 4 assists and 2 rebounds vs. UTM.
		<b>MIN</b> <b>PTS</b> <b>RBS</b> <b>STL</b> <b>FG%</b> <b>3FG%</b> <b>FT%</b> 26.5 11.8 2.7 1.0 .436 .227 .818	
35		<b>Aric Holman</b> Fr   F   6-10   212   Owensboro, KY	<b>Notes:</b> Been out all of preseason due to a knee injury.
		<b>MIN</b> <b>PTS</b> <b>RBS</b> <b>STL</b> <b>FG%</b> <b>3FG%</b> <b>FT%</b>	