



# Mississippi State Bulldogs (6-0) vs. Dayton Flyers (3-3)

## Basketball Media Relations

288 Lakeview Drive, Mississippi State, MS 39762

**GREGG ELLIS**, Primary Contact

(W) 662.325.3595 | (C) 662.322.0145 | gellis@athletics.msstate.edu

Twitter: @msusportsgregg & @HailStateMBK | www.hailstate.com

**MORGAN MACGUIRE**, Secondary Contact

(C) 719.660.2039 | mmacguire@athletics.msstate.edu

Twitter: @morgsmac

## SERIES INFORMATION

Series: 1-0, MSU

Home: NA

Away: 1-0, MSU

Neutral: NA

Last Meeting: MSU, 56-54 (12-19-75)

Mississippi State Coach: Ben Howland

MSU Record: 36-33, 3rd year

Career Record: 437-239, 22nd year

vs. Dayton: First Meeting

Dayton Coach: Anthony Grant

Dayton Record: 3-3, 1st year

Career Record: 196-113, 10th year



## GAME INFORMATION

When: Sunday, Dec. 3, 2017

Time: 7 p.m. CT

Location: Starkville

Arena: Humphrey Coliseum

TV: SEC Network

PxP: Courtney Lyle

Analyst: Pat Bradley

Sideline: NA

MSU Radio Network:

PxP: Neil Price

Analyst: Richard Williams

Sirius/XM: 138/190

## Projected Starting 5



### 0 Nick Weatherspoon

6-2 | 195 | Fr. | G

Canton, MS

PPG: \_\_\_\_\_ 12.0

APG: \_\_\_\_\_ 3.0

FG%: \_\_\_\_\_ .481

FT%: \_\_\_\_\_ .700



### 11 Quinndary Weatherspoon

6-4 | 205 | Jr. | G

Canton, MS

PPG: \_\_\_\_\_ 12.2

RPG: \_\_\_\_\_ 5.5

FG%: \_\_\_\_\_ .519

FT%: \_\_\_\_\_ .619



### 23 Tyson Carter

6-4 | 165 | So. | G

Starkville, MS

PPG: \_\_\_\_\_ 15.0

APG: \_\_\_\_\_ 1.7

FG%: \_\_\_\_\_ .517

FT%: \_\_\_\_\_ .889



### 24 Abdul Ado

6-11 | 250 | Fr. | F

Lagos, Nigeria

PPG: \_\_\_\_\_ 8.4

RPG: \_\_\_\_\_ 6.8

FG%: \_\_\_\_\_ .720

FT%: \_\_\_\_\_ .500



### 35 Aric Holman

6-10 | 225 | Jr. | F

Owensboro, KY

PPG: \_\_\_\_\_ 11.5

RPG: \_\_\_\_\_ 7.3

FG%: \_\_\_\_\_ .667

FT%: \_\_\_\_\_ .667

## WHAT TO NOTE AS MSU PLAYS DAYTON . . .

- Mississippi State is looking to start 7-0 for the first time since beginning the 2003-04 campaign 13-0.
- MSU is 13-10 all-time versus the 14 teams that comprise the Atlantic 10 Conference. The Bulldogs have played 11 of the teams, St. Joseph's and Richmond the most at four games each.
- The last Atlantic 10 Mississippi State played was St. Louis on Nov. 28, 2014, in Corpus Christi, a 75-50 win.
- Mississippi State is one of only four schools nationally whose men's and women's basketball teams are undefeated — Villanova, Florida State and Kansas.
- Freshman guard **Nick Weatherspoon** has scored in double-digits all six games.
- Against North Dakota State, junior All-SEC guard **Quinndary Weatherspoon** had a career-high 10 assists and was one point shy of a double-double.
- Also against the Bison, sophomore guard **Tyson Carter** had a career-high 35 points, the most by an MSU player since Darryl Wilson had 35 against Alabama on 3-4-95.
- Quinndary Weatherspoon** is now 78 points shy of becoming the 37th player in school history to reach 1,000 for a career following his 9-point performance against North Dakota State.
- Aric Holman** needs 2 more blocks to tie Marcus Campbell for the 10th most in school history.
- The Bulldogs lead the SEC in points allowed at 62.3.
- Freshman **Abdul Ado** leads the SEC with this 3.3 blocks per game.
- Through six games, the Bulldogs have used three different lineups. The only players to start all games are **Nick Weatherspoon** and **Quinndary Weatherspoon**.
- Nick Weatherspoon's** 12.0 average is currently tied for the sixth-best average in school history for a freshman with his brother, Quinndary.
- Schnider Herard's** 6 blocks against Florida A&M are the most by an SEC player in a single game this year.
- The six November wins tie for the second-most in school history — seven in 2012 and six in 1998.

## 2017-18 MISSISSIPPI STATE SCHEDULE/RESULTS

### NOVEMBER

10	ALABAMA STATE (SECN+)	W, 96-68
18	FLORIDA A&M (SECN+)	W, 79-48
20	GREEN BAY (SECN+)	W, 77-68
22	STEPHEN F. AUSTIN (SECN+)	W, 80-75
26	JACKSONVILLE STATE (SECN+)	W, 59-56
30	NORTH DAKOTA STATE (SECN)	W, 83-59

### DECEMBER

3	DAYTON (SECN)	7 p.m.
9	NORTH GEORGIA (SECN+)	4 p.m.
12	at Cincinnati (ESPN2)	6 p.m.
16	UT Martin (SECN+)	7 p.m.
20	LITTLE ROCK (SECN+)	7 p.m.
23	vs. Southern Miss (SECN+) ^	6 p.m.
30	North Florida (SECN+)	1 p.m.

### JANUARY

2	ARKANSAS (SECN)	8 p.m.
6	at Ole Miss (SECN)	3:30 p.m.
10	at Florida (SECN)	6 p.m.
13	AUBURN (SECN)	2:30 p.m.
16	VANDERBILT (SECN)	6 p.m.
20	at Alabama (SECN)	7:30 p.m.
23	at Kentucky (ESPN)	8 p.m.
27	MISSOURI (SECN)	7:30p.m.
31	at South Carolina (SECN)	7:30 p.m.

### FEBRUARY

3	GEORGIA (ESPNU)	5 p.m.
6	ALABAMA (SECN)	6 p.m.
10	at Missouri (ESPN2)	1 p.m.
14	at Vanderbilt (SECN)	6 p.m.

17	OLE MISS (SECN)	7:30 p.m.
20	at Texas A&M (SECN)	6 p.m.
24	SOUTH CAROLINA (SECN)	2:30 p.m.
27	TENNESSEE (SECN)	6 p.m.

### MARCH

3	at LSU (SECN)	Noon
---	---------------	------

### 2018 SEC Tournament

8-12	SEC Tournament (SECN, ESPNU, ABC)	TBA
------	-----------------------------------	-----

^ - Jackson, Miss (Mississippi Coliseum)

! - St. Louis (Scottrade Arena)

## 2017-18 MISSISSIPPI STATE NUMERICAL ROSTER

No.	Name	Pos.	Ht.	Wt.	Yr.	Exp.	Hometown
0	Nick Weatherpspoon	G	6-2	195	Fr.	HS	Canton, MS (Velma Jackson HS)
1	Lamar Peters	G	6-0	185	So.	1L	New Orleans, LA (Landry-Walker HS)
2	Eli Wright	G	6-4	190	So.	1L	Owensboro, KY (22 Feet Academy)
3	Xavian Stapleton	G	6-6	210	Jr.	1L	Flora, MS (Louisiana Tech)
5	Mitchell Storm	F	6-7	202	So.	TR	Madison, MS (East Mississippi CC)
10	Tate Clayton	G	6-2	170	Fr.	HS	Tupelo, MS (Tupelo HS)
11	Quinnndary Weatherspoon	G	6-4	205	Jr.	2L	Canton, MS (Velma Jackson HS)
12	Drew Davis	G	5-10	165	Sr.	1L	Atlanta, GA (Ft. Walton Beach HS)
13	Nick Singleton	G	6-5	195	Jr.	1L	Decatur, GA (Kennesaw State)
15	T.J. Gray	G	6-0	170	So.	HS	Columbus, MS (Columbus HS)
22	KeyShawn Feazell	F	6-8	230	Fr.	HS	New Hebron, MS (Lawrence County HS)
23	Tyson Carter	G	6-4	165	So.	1L	Starkville, MS (Starkville HS)
24	Abdul Ado	F	6-11	250	Fr.	HS	Lagos, Nigeria (Hamilton Heights HS)
34	Schnider Herard	C	6-10	260	So.	1L	Port-au-Prince (Prestonwood Christian)
35	Aric Holman	F	6-10	225	Jr.	2L	Owensboro, KY (Owensboro HS)
45	E.J. Datcher	C	6-10	240	Fr.	1L	Harpersville, AL (Vincent HS)

<b>Head Coach:</b>	Ben Howland (Weber State, 1979; 3rd year)
<b>Assistant Coaches:</b>	George Brooks (Mississippi State, 1997; 8th year) Korey McCray (Mercer, 2001; 3rd year) Ernie Zeigler (Cleary College, 1994; 3rd year)
<b>Director of Basketball Operations:</b>	Michael Moynihan
<b>Director of Basketball Performance:</b>	Collin Crane
<b>Graduate Assistant Coaches:</b>	Alfred Aboya Bo Rodriguez

## 2016-17 A-Z Roster

No.	Name	Yr.
24	Ado, Abdul	Fr.
23	Carter, Tyson	So.
10	Clayton, Tate	Fr.
45	Datcher, EJ	So.
12	Davis, Drew	Sr.
22	Feazell, KeyShawn	Fr.
15	Gray, T.J.	So.
34	Herard, Schnider	So.
35	Holman, Aric	Jr.
1	Peters, Lamar	So.
13	Singleton, Nick	Jr.
3	Stapleton, Xavian	Jr.
5	Storm, Mitchell	So.
0	Weatherspoon, Nick	Fr.
11	Weatherspoon, Quinnndary	Jr.
2	Wright, Eli	So.

## By State/Country

<b>Alabama (1)</b>		
45	Datcher, EJ	So.
<b>Georgia (2)</b>		
12	Davis, Drew	Sr.
13	Singleton, Nick	Jr.
<b>Kentucky (2)</b>		
35	Holman, Aric	Jr.
2	Wright, Eli	So.
<b>Louisiana (1)</b>		
1	Peters, Lamar	So.
<b>Mississippi (8)</b>		
23	Carter, Tyson	So.
10	Clayton, Tate	Fr.
22	Feazell, KeyShawn	Fr.
15	Gray, T.J.	So.
3	Stapleton, Xavian	Jr.
5	Storm, Mitchell	So.
0	Weatherspoon, Nick	Fr.
11	Weatherspoon, Quinnndary	Jr.
<b>Haiti (1)</b>		
34	Herard, Schnider	Fr.
<b>Nigeria (1)</b>		
24	Ado, Abdul	Fr.

## PRONUNCIATION GUIDE

ABDUL ADO: AB-DOOL A-DO  
 ARIC HOLEMAN: ERIC  
 QUINNNDARY WEATHERSPOON: QUINN-DARE-EE  
 XAVIAN STAPLETON: ZAY-VEE-AWN  
 SCHNIDER HERARD: SCHNI-DER HER-ROD

## GENERAL INFORMATION

Location: Starkville, MS  
 Founded: February 28, 1878  
 Enrollment: 21,622  
 Conference: SEC  
 Nickname: Bulldogs  
 Colors: Maroon & White  
 Arena: Humphrey Coliseum (10,500)  
 President: Dr. Mark E. Keenum  
 Athletics Director: John Cohen  
 Web Site: www.hailstate.com  
 Twitter: @HailStateMBK  
 Hashtag: #HailState

## BASKETBALL HISTORY

First Year of Basketball: 1908-09  
 All-Time Record: 1,383-1,175/106 years  
 All-Time SEC Record: 577-761  
 Total Number of Head Coaches: 20  
 Humphrey Coliseum Record: 434-178  
 20-Win Seasons: 17  
 NCAA Tournament Appearances: 10 (11-10)  
 NCAA Tournament Final Fours: 1 (1996)  
 NIT Appearances: 8 (7-8)  
 NIT Final Fours: 1 (2007)  
 SEC Championships: 6  
 (2004, 1991, 1963, 1962, 1961, 1959)  
 SEC Tournament Championships: 3  
 (2009, 2002 and 1996)  
 SEC Tournament Record: 30-53  
 SEC Western Division Titles: 7  
 (2010, 2008, 2007, 2004, 2003, 1996, 1995)

## TEAM INFORMATION

2016-17 Overall Record: 16-16  
 2016-17 SEC Record: 6-12, 12th  
 National Ranking: n/a  
 Starters Returning/Lost: 4/2  
 Letterwinners Returning/Lost: 10/4  
 Newcomers: 6  
 Roster (Sr./Jr./So./Fr.): (1/4/7/4)

## MEDIA INFORMATION

## Credentials

Media members may obtain both season credentials and game-by-game passes by contacting Gregg Ellis at 662-325-3595.

## SEC Teleconference

The SEC Teleconference is coordinated through the SEC media relations office. To participate, contact Craig Pinkerton of the SEC at 205-458-3038. Ben Howland is scheduled for 11:17 a.m. CT.





## Media On Twitter

Will Sammon, Clarion Ledger  
 @WillSammon  
 David Brandt, Associated Press  
 @davidbrandtAP  
 Bob Carskadon, HailState Beat  
 @bobcarskadon  
 Joel Coleman, Starkville Daily News  
 @JoelTColeman  
 Robbie Faulk, 24/7 Sports  
 @robbiefaulk247  
 Paul Jones, 24/7 Sports  
 @PJ247Sports  
 Logan Lowery, Daily Journal  
 @loganlowery  
 David Murray, Dawgs' Bite  
 @DawgsBiteMag  
 Danny P. Smith, Starkville Daily News  
 @sdndannyp  
 Gene Swindoll, Gene's Page  
 @GeneSwindoll  
 Brett Hudson, Commercial Dispatch  
 @Brett\_Hudson  
 Steve Robertson, Commercial Dispatch  
 @ScoutSteveR

## MISSISSIPPI STATE TV/RADIO ROSTER

**0 Nick Weatherspoon**FR | G | 6-2 | 195  
Canton, MS**1 Lamar Peters**SO | G | 6-0 | 185  
New Orleans**2 Eli Wright**SO | G | 6-4 | 190  
Owensboro, KY**3 Xavian Stapleton**JR | G | 6-6 | 210  
Flora, MS**5 Mitchell Storm**SO | F | 6-7 | 202  
Madison, MS**10 Tate Clayton**FR | G | 6-2 | 170  
Tupelo, MS**11 Quindary Weatherspoon**JR | G | 6-4 | 205  
Canton, MS**12 Drew Davis**SR | G | 5-10 | 165  
Atlanta, GA**13 Nick Singleton**JR | G | 6-5 | 195  
Decatur, GA**15 T.J. Gray**SO | G | 6-0 | 170  
Columbus, MS**22 KeyShawn Feazell**FR | F | 6-8 | 230  
New Hebron, MS**23 Tyson Carter**SO | G | 6-4 | 165  
Starkville, MS**24 Abdul Ado**FR | F | 6-11 | 250  
Lagos, Nigeria**34 Schnider Herard**SO | C | 6-10 | 260  
Port-Au-Prince, Haiti**35 Eric Holman**JR | F | 6-10 | 225  
Owensboro, KY**45 E.J. Datcher**SO | C | 6-10 | 240  
Harpersville, AL**Ben Howland**Head Coach  
3rd Year**George Brooks**Assistant Coach  
8th Year**Korey McCray**Assistant Coach  
3rd Year**Ernie Zeigler**Assistant Coach  
3rd Year

## TALE OF THE TAPE

	79.0	62.3	49.7	29.4	70.0	39.3	+3.7	14.3	14.7	+1.3	1.0	6.0	6.5
	Points	Opp Points	FG%	3FG%	FT%	RB	RBM	ASST	TO	TM	AST-TO Ratio	STL	BL
	71.0	70.3	45.5	33.3	72.8	34.3	+0.7	15.5	12.2	-2.2	1.3	4.8	2.8

Leaders	Scoring	Rebounds	Assists	Steals	Blocks
MSU	Carter, 15.0	Holman, 7.3	Q. Weatherspoon, 4.8	Peters, 2.7	Ado, 2.6
OPP	Davis, 19.7	Cunningham, 10.3	Crutcher, 3.2	Crutcher/Cunningham, 0.8	Antetokounmpo, 1.8

## Last Time Out For Dayton

- ✓ Lost at home to Auburn, 73-60.
- ✓ Darrrell Davis had 18 points, while Jalen Crutcher had 14.
- ✓ The Flyers had 10 assists and 19 turnovers, while forcing 11 turnovers.
- ✓ Auburn won the battle of the boards, 38-32.
- ✓ Josh Cunningham had 11 rebounds.
- ✓ Auburn led 35-24 at the break.
- ✓ Dayton was 17-47 shooting, 6-20 beyond the arc. Auburn was 22-57, 10-25.

## Last Time Out For Mississippi State

- ✓ Beat North Dakota State, 83-59.
- ✓ Tyson Carter had a career-high 35 points.
- ✓ MSU led 29-24 at the break..
- ✓ MSU won the battle of the boards, 41-28.
- ✓ Xavian Stapleton had 3 of MSU's 8 steals.
- ✓ The Bulldogs had 15 assists and 12 turnovers, while forcing 14 turnovers. Quindary Weatherspoon had 10 assists.
- ✓ MSU was 31-60 shooting, 10-23 beyond the arc. NDSU was 22-57, 10-35.

## Dayton Series Breakdown

(MSU leads, 1-0)  
**Last MSU win:** 56-54 (1974-75)  
**Current MSU win streak:** 1  
**Biggest MSU win:** 56-54 (1974-75)

## PLAYERS VERSUS DAYTON

Player	G-GS	Mins	FGM-FGA	Pct	3GM-3GA	Pct	FTM-FTA	Pct	Rebs	Ast	TO	BS	Stl	Pts

## A LOOK AT THE SEC

## 2017-18 SEC Standings

	SEC	Overall
Texas A&M	0-0 .000	7-0 1.000
Mississippi State	0-0 .000	6-0 1.000
Kentucky	0-0 .000	7-1 .875
Alabama	0-0 .000	6-1 .857
Georgia	0-0 .000	6-1 .857
Florida	0-0 .000	5-1 .833
Auburn	0-0 .000	5-1 .833
Tennessee	0-0 .000	5-1 .833
South Carolina	0-0 .000	6-2 .750
Missouri	0-0 .000	6-2 .750
Arkansas	0-0 .000	5-2 .714
LSU	0-0 .000	4-2 .667
Ole Miss	0-0 .000	4-3 .571
Vanderbilt	0-0 .000	3-4 .429

As of December 3, 2017

## Upcoming Games

**Today**  
 UCF at Alabama, 1 p.m.  
 Kansas St. at Vanderbilt, 1:30 p.m.  
 George Mason at Auburn, 2 p.m.  
 Tennessee at Georgia Tech, 5 p.m.  
 Dayton at Mississippi State, 7 p.m.

**December 4 (Monday)**  
 Florida State at Florida, 8 p.m.

**December 5 (Tuesday)**  
 Winthrop at Georgia, 6 p.m.  
 Colorado St. at Arkansas, 7 p.m.  
 Miami (OH) at Missouri, 8 p.m.  
 Texas A&M vs. Arizona, 8 p.m.

## Recent Scores

**November 29 (Wednesday)**  
 Auburn 73 Dayton 60  
 Tennessee 84, Mercer 60  
 LSU 84, UT Martin 60  
 Alabama 77, La. Tech 74

**November 30 (Thursday)**  
 Mississippi State 83, North Dakota St. 59  
 Texas A&M 78, UTRGV 60  
 Temple 76, South Carolina 60  
 Missouri 62, UCF 59

**December 2 (Saturday)**  
 South Carolina 76, UMass 70  
 Georgia 73, Marquette 66  
 Virginia Tech 83, Ole Miss 80  
 Kentucky 79, Harvard 70  
 Houston 91, Arkansas 65

**Humphrey Coliseum History****First Game:**..... Dec. 1, 1975; MSU 85, Indiana St. 82**Overall Record:**..... 434-178 (.709)**Non-Conference Record:**..... 218-37 (.855)**SEC Record:**..... 216-141 (.605)**Humphrey Coliseum Yearly Records**

Year	Attn.	Avg.	Record (SEC)
1975-76	70,081	5,006	10-4 (5-4)
1976-77	76,232	5,082	11-4 (5-4)
1977-78	72,025	5,540	11-2 (8-1)
1978-79	99,906	7,136	11-3 (7-2)
1979-80	67,209	6,721	6-4 (5-4)
1980-81	48,214	4,018	6-6 (3-6)
1981-82	56,414	4,030	7-7 (3-6)
1982-83	68,416	5,263	11-2 (7-2)
1983-84	61,508	4,393	6-8 (3-6)
1984-85	89,370	6,384	11-3 (7-2)
1985-86	43,927	3,379	4-9 (3-6)
1986-87	40,715	2,908	7-7 (3-6)
1987-88	54,074	4,160	9-4 (5-4)
1988-89	74,344	5,719	9-4 (5-4)
1989-90	74,623	5,740	9-4 (5-4)
1990-91	102,072	7,852	12-1 (8-1)
1991-92	72,142	5,549	8-5 (4-4)
1992-93	61,172	4,706	10-3 (5-3)
1993-94	88,687	6,335	10-4 (5-3)
1994-95	80,681	6,723	11-1 (7-1)
1995-96	97,996	7,538	10-3 (6-2)
1996-97	74,275	5,305	10-4 (5-3)
1997-98	77,954	5,996	7-6 (2-6)
1998-99	70,257	5,018	12-2 (6-2)
1999-00	61,764	4,412	10-4 (4-4)
2000-01	77,654	4,568	13-4 (6-2)
2001-02	79,642	5,689	13-1 (7-1)
2002-03	98,312	7,022	12-2 (7-1)
2003-04	111,940	7,996	12-2 (6-2)
2004-05	103,031	7,925	11-2 (6-2)
2005-06	90,875	5,680	11-5 (5-3)
2006-07	123,736	6,512	16-3 (6-2)
2007-08	106,672	7,111	12-3 (7-1)
2008-09	157,111	8,728	13-5 (5-3)
2009-10	116,919	6,878	13-4 (6-2)
2010-11	97,069	5,710	12-5 (5-3)
2011-12	152,363	8,019	15-4 (6-2)
2012-13	94,092	6,721	7-7 (3-6)
2013-14	123,743	6,875	11-7 (3-6)
2014-15	106,946	6,291	9-8 (3-6)
2015-16	99,338	6,623	10-5 (5-4)
2016-17	124,347	7,314	10-7 (4-5)
2017-18	38,854	6,476	6-0

**vs. SEC Opponents**

Opponent	GP	W	L	PCT.	Str.
Alabama	41	22	19	.537	L4
Arkansas	24	18	6	.750	W1
Auburn	40	28	12	.700	W6
Florida	29	14	15	.483	L3
Georgia	30	18	12	.600	L4
Kentucky	30	9	21	.300	L5
LSU	40	25	15	.615	W2
Missouri	4	3	1	.750	W2
Ole Miss	42	33	9	.786	L1
S. Carolina	14	10	4	.714	L1
Tennessee	31	15	16	.484	L3
Texas A&M	4	2	2	.500	W1
Vanderbilt	29	20	9	.690	W2

**MSU KNOWS HOW TO WIN GAMES AT 'THE HUMP'**

Over the course of the last decade, Mississippi State's Humphrey Coliseum has become a difficult venue for opposing teams. This year, Mississippi State is 1-0.

The Bulldogs have compiled a 43-season composite record of 434-178 (.709) at "The Hump" since Mississippi State's basketball facility opened prior to the 1975-76 campaign.

**TRACKING MSU'S HOME SUCCESS UNDER BEN HOWLAND**

Season	Overall		SEC		Non-SEC	
	Record	Win %	Record	Win %	Record	Win %
2015-16	10-5	.667	5-4	.556	5-1	.833
2016-17	10-7	.563	4-5	.444	6-2	.750
2017-18	6-0	1.000			6-0	1.000
<b>Totals</b>	<b>26-12</b>	<b>.684</b>	<b>9-0</b>	<b>.500</b>	<b>17-3</b>	<b>.850</b>

**A LOOK AT THE HISTORY OF HUMPHREY COLISEUM****LARGEST CROWDS  
AT THE HUMP**

Crowd	Opponent	Date
10,788	Kentucky	2-16-10
10,735	Ole Miss	2-7-04
10,645	Ole Miss	2-23-02
10,541	Florida	1-7-03
10,458	Auburn	3-2-04
10,437	Alabama	2-21-04
10,432	Alabama	3-5-05
10,432	Kentucky	1-13-04
10,429	Ole Miss	2-15-03
10,421	Ole Miss	1-26-08
10,412	Ole Miss	1-13-09
10,364	Ole Miss	2-9-12
10,338	Florida	1-24-07
10,315	Kentucky	1-9-96

**INDIVIDUAL MSU  
RECORDS AT THE HUMP****Most Points Scored**

40, Rickey Brown (Auburn, 3-7-77)

**Most Rebounds**

24, Wiley Peck (Alabama, 1-27-79)

**Most Assists**

15, Al Perry (Vanderbilt, 1-29-77)

**TEAM MSU  
RECORDS AT THE HUMP****Most Points Scored**

123, Troy State (12-5-95)

**Most Rebounds**

75, Mississippi Valley St. (11-21-00)

**Most Consecutive Wins**

14, 1-22-03 to 1-10-04



### CHARTING Q.

Jr | G | 6-4  
Canton, MS

### MSU Career Scoring Chart

1. Jeff Malone .....	2,142
2. Bailey Howell .....	2,030
10. Jerry Jenkins .....	1,503
20. Timmy Bowers .....	1,300
31. Tyrone Washington .....	1,119
32. W.D. "Red" Stroud .....	1,116
33. Larry Fry .....	1,079
34. Fred Thomas .....	1,050
35. Lawrence Roberts .....	1,048
36. Greg Lockhart .....	1,042
Q. Weatherspoon .....	922

### SEC Season Rank

Scoring .....



### CHARTING Aric Holman

Jr | F | 6-10  
Owensboro

### MSU Career Blocks Chart

1. Jarvis Varnado .....	564
2. Erick Dampier .....	249
3. Tyrone Washington .....	198
4. Kalpatrick Wells .....	183
5. Rickey Brown .....	163
6. Charles Rhodes .....	143
7. Wiley Peck .....	117
8. Gavin Ware .....	100
9. Derrick Zimmerman .....	89
10. Marcus Campbell .....	87
Aric Holman .....	85

### SEC Season Rank

Blocks .....

### Q & GAME WINNERS

■ Against Jacksonville State back in November, junior All-SEC guard **Quindary Weatherspoon** drained a 3-pointer with 0.7 seconds left to give the Bulldogs a dramatic 59-56 win.

It was the second time in his career he hit a last-second, game-winning shot.

The first was against Vanderbilt in February his freshman campaign, this time a buzzer beater for a 75-74 win.

Both shots came from the left side.

### BLOCK PARTY

■ Against Florida A&M on Nov. 18, Mississippi State recorded 13 blocked shots, with sophomore forward **Schnider Herard** leading the way with a career-high 6.

For MSU, it was the most blocks since also having 13 against Arkansas on Jan. 14, 2010.

The 6 blocks by Herard were also the most since Aric Holman had 5 last year against Northwestern St.

### SEEING DOUBLE

■ Last year, **Aric Holman** and **Schnider Herard** recorded four of MSU's five double-doubles, while **Xavian Stapleton** had one.

In the season opener against Alabama State, Holman wasted little time adding to his total.

The junior forward tied his career highs in points (18) and rebounds (11) to give him three for his career.

Against Green Bay, Abdul Ado broke into the category for his first with 12 points and 11 rebounds in just his second game at MSU.

Mississippi State is one of seven SEC schools with two or more players to record a double-double this year. Florida and Kentucky lead the way with three each.

### BROTHERLY LOVE

■ Mississippi State is one of 29 schools nationally with brothers on the same team.

They've also started all five games.

The last time MSU had two brothers start in the same game was Reginald and Reggie Delk against West Virginia in the NIT Final Four on March 27, 2007.

### YOUTHFULL GROUP

■ The Bulldogs are one of five teams without any scholarship seniors, along with Kentucky, Holy Cross, Chattanooga and Robert Morris.

MSU's experience is ranked No. 333 out of 351 schools.

### 2 FOR 20

■ Against Green Bay, MSU had two players score 20-plus points — **Tyson Carter** (25) and **Quindary Weatherspoon** (20).

It was the first time the Bulldogs had two players score 20-plus points in the same game since **Quindary Weatherspoon** had 25 and **Lamar Peters** 23 at Auburn on Feb. 7, 2017.

On the year, those are the only two times the Bulldogs have had players reach 20 points.

### JUST 6 AT CHARITY STRIKE

■ In the 59-56 win against Jacksonville State, Mississippi State limited the Gamecocks to just six free throw attempts.

It was the fewest attempts by an opponent since Georgia State had only six last year on Dec. 4, 2016.

JSU's six made were also the fewest since Georgia State had four on the same date.

### WHEN Q HITS 20

■ When junior guard **Quindary**

**Weatherspoon** scores 20 or more points, Mississippi State benefits.

Eleven times in his career he has reached that mark. The Bulldogs are 9-2 in those games.

Opponent	Points	Result
<b>(2016)</b>		
Tennessee	23	L, 80-75
Vanderbilt	24	W, 75-74
<b>(2017)</b>		
Norfolk State	22	W, 78-74
Boise State	25	W, 80-68
Oregon State	21	W, 74-57
Morehead State	27	W, 85-76
UMKC	25	W, 77-54
Arkansas	25	W, 84-78
Missouri	29	W, 89-74
Auburn	25	L, 98-82
<b>(2017)</b>		
Stephen F. Austin	22	W, 80-75

### HOW THE DAWGS SCORE

■ The chart below is how MSU is scoring this season compared to all 351 Division I teams.

Category	% (Ranking)
3-Pointers	23.4 (313)
2-Pointers	57.4 (27)
Free Throws	19.2 (196)

### COACHING STABILITY

■ Third-year coach **Ben Howland** has been able to maintain stability within his coaching staff.

For the third year since his arrival, he's had the same assistants in **George Brooks**, **Korey McCray** and **Ernie Zeigler**.

Also back for his third year is **Michael Moynihan**, who is in his second season as director of operations after spending his first year at Mississippi State as the team's video coordinator.

**Jalen Courtney** is in his third season, his second as video coordinator.

His first year, he served as a graduate assistant.

## 2017-18 BULLDOG STREAKS

### Team W/L Streaks

Overall Wins/Losses .....	W6
Home Wins/Losses .....	W6
Road Wins/Losses .....	
Neutral Wins .....	

### Consecutive Double-Figure Scoring Games

Nick Weatherspoon .....	6
Aric Holman .....	4
Tyson Carter .....	1

### Consecutive Games with A Made 3-pointer

Nick Weatherspoon .....	6
Quindary Weatherspoon .....	3
Tyson Carter .....	3
Aric Holman .....	1

### Consecutive Games Played (All Seasons)

Aric Holman .....	59
Tyson Carter .....	38
Schnider Herard .....	38
Quindary Weatherspoon .....	9
Nick Weatherspoon .....	6
Abdul Ado .....	5
Eli Wright .....	4
KeyShawn Feazell .....	2
Xavian Stapleton .....	2
Drew Davis .....	1
Nick Singleton .....	1
Mitchell Storm .....	1

### Consecutive Games Started (All Seasons)

Quindary Weatherspoon .....	9
Nick Weatherspoon .....	6

Aric Holman .....	5
Abdul Ado .....	5
Tyson Carter .....	3

### Total 30 Minute Games (All Seasons)

Quindary Weatherspoon .....	35
Lamar Peters .....	7
Tyson Carter .....	8
Nick Weatherspoon .....	4
Aric Holman .....	3
Schnider Herard .....	2
Eli Wright .....	1
Abdul Ado .....	1

## 2017-18 MISSISSIPPI STATE NOTES

## Q WITH THE SEC AWARDS

■ Junior guard **Quinnndary Weatherspoon** has been recognized by the SEC in each of his three years.

In 2016, he was named to the SEC All-Freshman Team. In 2017, he was named preseason All-SEC and finished the year on the second-team All-SEC team.

This year, he's been tabbed first-team All-SEC by the coaches and second team by the media.

## PRESEASON POLLS

■ In the preseason polls voted on by the media, junior guard **Quinnndary Weatherspoon** was tabbed both first-team (coaches) and second-team (media) All-SEC.

As a team, the Bulldogs were picked to finish 12th under third-year coach **Ben Howland**.

## Preseason Poll

- |               |                     |
|---------------|---------------------|
| 1. Kentucky   | 8. Georgia          |
| 2. Florida    | 9. Auburn           |
| 3. Texas A&M  | 10. Ole Miss        |
| 4. Alabama    | 11. South Carolina  |
| 5. Missouri   | 12. Mississippi St. |
| 6. Arkansas   | 13. Tennessee       |
| 7. Vanderbilt | 14. LSU             |

## HOWLAND AIMS FOR FEAT

■ **Ben Howland** enters his third season at MSU looking to achieve a feat only 12 coaches have ever done, and that's lead four different teams to the NCAA Tournament.

Howland has already guided Northern Arizona, Pittsburgh and UCLA to the Big Dance.

The first 12 coaches to do so are Lon Kruger, Steve Alford, John Beilein, Lefty Driesell, Cliff Ellis, Larry Eustachy, Jim Harrick, Fran McCaffery, Tom Penders, Tubby Smith, Rick Pitino and Ed- die Sutton.

## 600 &amp; COUNTING

■ On Jan. 17, 2017, against Kentucky, MSU played its 600th in Humphrey Coliseum history, which dates to Dec. 1, 1975.

The Bulldogs are now 434-178 in the building following the Alabama State win.

## MSU VERSUS RANKED FOES

■ Following the loss to No. 13 Florida on Feb. 18, MSU has now lost 17-straight games to ranked opponents and 19 out of the last 22.

The last seven setbacks have been by an average margin of just 4.9 points.

Below is a closer look . . .

Date	Team	Score	Rank
02-18-17	Florida	L, 57-52 (5)	13
02-11-17	South Carolina	L, 77-73 (4)	16
01-17-17	Kentucky	L, 87-81 (6)	5
02-24-16	Texas A&M	L, 68-66 (2)	21
01-26-16	So. Carolina	L, 84-74 (10)	22
01-12-16	Kentucky	L, 80-74 (6)	13
01-06-16	Texas A&M	L, 61-60 (1)	21
02-25-15	Kentucky	L, 74-56 (18)	1
02-21-15	Arkansas	L, 65-61 (4)	17
01-20-14	Florida	L, 62-51 (11)	3
01-08-14	Kentucky	L, 85-63 (22)	14
02-09-13	Florida	L, 83-55 (28)	2
02-06-13	Ole Miss	L, 93-75 (18)	23
01-26-13	Florida	L, 82-47 (35)	7
11-19-12	No. Carolina	L, 95-49 (46)	11
02-21-12	Kentucky	L, 73-64 (9)	1

02-28-12	Florida	L, 69-57 (12)	13
11-18-11	Arizona	W, 67-57 (10)	15
11-17-11	Texas A&M	W, 69-60 (9)	18
02-29-11	Florida	W, 71-64 (7)	24
02-27-11	Vanderbilt	L, 81-74 (7)	19
03-14-10	Kentucky	L, 75-74 (1) [ot]	2

## BREAKDOWN OF GAMES IN JACKSON

■ Mississippi State is now 18-6 all-time at Mississippi Coliseum and returns there on Dec. 23 to play Southern Miss.

The Bulldogs and Golden Eagles have now met four times at Mississippi Coliseum, with the series tied at 2-apiece.

Here's the entire breakdown . . .

DATE	OPPONENT	W/L	SCORE
12-15-62	Memphis State	W	77-66
01-28-63	Southern Miss	W	62-52
12-14-63	Memphis State	L	73-65
12-16-63	Southern Miss	L	65-60
12-29-64	Mississippi College	L	72-57
12-30-64	Delta State	W	82-63
01-28-65	Arkansas	L	84-69
12-18-78	Iowa State	W	80-70
12-15-80	Southern Miss	L	68-53
11-30-85	Jackson State	W	77-62
12-16-87	McNeese State	W	76-66
11-17-98	Arkansas-Pine Bluff	W	105-53
12-18-02	Georgia State	W	78-54
12-22-04	Jacksonville State	W	95-53
12-15-05	Jacksonville State	W	104-80
12-21-06	New Orleans	W	89-63
01-05-08	Lafayette	W	77-53
12-22-08	Nicholls State	W	77-68
12-22-09	Centenary	W	88-51
12-22-11	Northwestern State	W	82-67
12-22-13	Central Arkansas	W	79-72
12-20-14	USC Upstate	L	53-51
12-23-15	Northern Colorado	W	93-69
12-19-16	Southern Miss	W	86-44

## MSU SIGNS 3

■ Mississippi State took advantage of the early signing period and landed 5-star forward Reggie Perry and 4-star forwards DJ Stewart and Robert Woodard.

Perry, a 6-foot-8, 240-pound Thomasville, Ga., native, is the son of former MSU great Al Perry (1975-78), who ranks third all-time at MSU with 510 steals.

He's rated as the No. 1 prospect out of the state of Georgia and listed as the No. 4 small forward nationally.

ESPN has him as the 16th best player regardless of position.

Woodard, the top-ranked player in Mississippi and a Dandy Dozen selection, is ranked 56th overall nationally and is the son of Robert Woodard, Sr., who played at MSU from 1987-90.

He led Columbus to the Class 6A crown in 2016 and was last year's Gatorade Player of the year.

The 6-6, 187-pound Stewart is listed as the 33rd best small forward.

As a junior at Riverside last year, he averaged 18.9 points, 9.7 rebounds and 3.1 assists.

Nationally, Scout has him as the 103rd best player overall, while Rivals has him at 103.

## 2017-18 MISSISSIPPI STATE MISCELLANEOUS STATS/SEC STANDINGS

## CHARTING THE BULLDOGS

Dunks		Final Three Minutes From FT Line	
Aric Holman	12	Quinnndary Weatherspoon	4-6 (.667)
Abdul Ado	8	Aric Holman	2-2 (1.000)
Quinnndary Weatherspoon	5	Tyson Carter	2-3 (.667)
Nick Weatherspoon	3	Drew Davis	1-2 (.500)
Tyson Carter	4	Abdul Ado	0-2 (.000)
Xavian Stapleton	3		
E.J. Datcher	2		
Eli Wright	1		
KeyShawn Feazell	1		
Charges Drawn		TOTAL	
Nick Weatherspoon	4		9-15 (.692)
Tyson Carter	1	Opponent Total	7-12 (.583)
Point Distribution (%)			
Seniors	3 (0.6)		
Juniors	172 (36.3)		
Sophomores	177 (37.3)		
Freshmen	122 (25.7)		
<b>TOTAL:</b>	<b>474</b>		
First Sub			
E.J. Datcher	4		
Schnider Herard	3		
Eli Wright	3		
Xavian Stapleton	1		
Tyson Carter	1		
Scored First Points			
Nick Weatherspoon	2		
Aric Holman	3		
Tyson Carter	1		
How First Points Were Scored			
3-pointer	4		
Jumper			
Layup			
Free Throw			
Dunk	2		

## DIFFERENCE BETWEEN WINNING AND LOSING


Wins	Stat	Losses
79.0	Points	
62.3	Opp. Points	
+16.7	Scoring Margin	
.497	FG%	
.363	Opp. FG%	
.294	3FG%	
.307	Opp. 3FG%	
.700	FT%	
.689	Opp. FT%	
39.3	Rebounds	
35.7	Opp. Rebounds	
+3.7	Rebound Margin	
14.3	Assists	
14.7	Turnovers	
+1.0	Turnover Margin	
6.0	Steals	
6.5	Blocks	

## BULLDOGS IN SEC

CATEGORY	RANK
Scoring offense	9
Scoring defense	1
FG%	4
FG% defense	2
3PT FG%	14
3PT FG% defense	4
FT%	10
Rebounds	7
Rebounds allowed	12
Rebound margin	8
Assists	12
Blocked shots	2
Steals	T10
Turnover margin	T6
Assist/Turnover ratio	12

## SEASON AND CAREER TOTALS

	2017-18	Career		2017-18	Career		2017-18	Career
<b>Double-Digit Scoring</b>			<b>Double-Doubles</b>			<b>5+ Made Free Throws</b>		
Q. Weatherspoon	4 (4-0)	49 (28-21)	Aric Holman	1 (1-0)	3 (3-0)	Quinnndary Weatherspoon	1 (1-0)	12 (9-3)
Tyson Carter	4 (4-0)	15 (10-5)	Abdul Ado	1 (1-0)	1 (1-0)	Aric Holman		2 (2-0)
Aric Holman	5 (5-0)	17 (14-3)	Quinnndary Weatherspoon		2 (2-0)	Lamar Peters	1 (1-0)	6 (3-3)
Lamar Peters	2 (2-0)	19 (11-8)	Schnider Herard		2 (1-1)	Schnider Herard		2 (2-0)
Schnider Herard		4 (2-2)	Xavian Stapleton		1 (1-0)	Xavian Stapleton		1 (1-0)
Eli Wright	1 (1-0)	3 (3-0)				E.J. Datcher	1 (1-0)	1 (1-0)
Xavian Stapleton		7 (4-3)	<b>3+ 3-Pointers</b>			Tyson Carter	2 (2-0)	2 (2-0)
Nick Weatherspoon	6 (6-0)	6 (6-0)	Tyson Carter	1 (1-0)	8 (6-2)	Note: Record in games in ()		
Abdul Ado	2 (2-0)	2 (2-0)	Quinnndary Weatherspoon		13 (8-5)			
E.J. Datcher	1 (1-0)	1 (1-0)	Lamar Peters		9 (5-4)			
			Xavian Stapleton		2 (1-1)			
<b>20+ Points</b>			Nick Weatherspoon	1 (1-0)	1 (1-0)			
Quinnndary Weatherspoon	1 (1-0)	11 (9-2)	<b>10+ 3-Point Attempt Games</b>					
Lamar Peters		4 (3-1)	Lamar Peters		2 (2-0)			
Tyson Carter	1 (-0)	2 (1-1)	Tyson Carter	1 (1-0)	3 (2-1)			
<b>30+ Points</b>			<b>3+ Steal Games</b>					
Tyson Carter	1 (1-0)	1 (1-0)	Quinnndary Weatherspoon		8 (5-3)			
<b>10+ Rebounds</b>			Lamar Peters	1 (1-0)	5 (3-2)			
Aric Holman	1 (1-0)	4 (4-0)	Xavian Stapleton	1 (1-0)	2 (2-0)			
Abdul Ado	1 (1-0)	1 (1-0)	<b>5+ Block Games</b>					
Quinnndary Weatherspoon		2 (2-0)	Aric Holman		2 (2-0)			
Schnider Herard		3 (2-1)	Schnider Herard	1 (1-0)	1 (1-0)			
Xavian Stapleton		1 (1-0)	Abdul Ado	1 (1-0)	1 (1-0)			



## Ben Howland

**22nd Season Overall | 3rd Season At Mississippi State  
437-239 (36-33 at MSU)**

- On March 23, 2015, Ben Howland was named the 20th head coach in Mississippi State history.
- In four different stints as a head coach, Howland has a 435-239 record – Northern Arizona (79-59), Pittsburgh (89-40), UCLA (233-107) and Mississippi State (36-33).
- Led UCLA to three-consecutive Final Fours.
- In 2006, the Bruins played Florida for the national championship.
- In 2008, Howland became one of three coaches in NCAA Division I history to win at least 30 games in three-straight seasons, joining Adolph Rupp (Kentucky 1947-49) and John Calipari (Memphis, 2006-08).
- During his 10-year tenure at UCLA, the Bruins went to the NCAA Tournament seven times and won four Pac-10 regular-season crowns, while having 18 players drafted by NBA teams.
- His 97 victories from 2006-08 stand as the most by any UCLA head coach in a three-year span.
- Has been a Conference Coach of the Year in the Pac-10, Big East and Big Sky.
- His final two years at Pitt, the Panthers went 57-11 and reached the Sweet 16 both years.
- In 2003, Pittsburgh won the Big East Tournament crown and held the nation's No. 2 ranking for eight weeks in the Associated Press poll before ending the year at No. 4.
- In 2002, Howland guided the Panthers to a school-record 29 wins en route to becoming the school's first coach in 26 years to garner National Coach of the Year honors.
- Howland's first coaching gig was at Northern Arizona, where his last three teams posted 20-plus win seasons, including a school-record 21 victories in 1997 en route to capturing the Big Sky regular-season title and played in the NIT.
- In 1998, Howland guided NAU to its first NCAA Tournament after capturing the Big Sky Tournament championship and second-straight regular-season crown.
- Howland spent one year as a graduate assistant at Gonzaga (1981) before becoming an assistant at California-Santa Barbara from 1982-94.
- Played two years at Santa Barbara College before transferring to Weber State, where he earned his degree in physical education in 1979.
- Howland and his wife, Kim, a former Weber State cheerleader, have two children – Meredith and Adam (Brittney) – and two grandsons, Benjamin Clark Howland II and Elijah Howland.



### Howland's Year-By-Year Record

#### Northern Arizona (1994-99)

Year	Overall	Big Sky Record	Postseason
1995	9-17	4-10 (7th)	
1996	7-19	3-11 (7th)	
1997	21-7	13-1 (1st)	NIT First Round
1998	21-8	12-2 (1st)	NCAA First Round
1999	21-8	12-4 (2nd)	
<b>Totals</b>	<b>79-59 (.572)</b>	<b>44-28 (.611)</b>	

#### Pittsburgh (2000-03)

Year	Overall	Big East Record	Postseason
2000	13-15	5-11 (11th)	
2001	19-14	7-9 (5th West)	NIT Second Round
2002	29-6	13-3 (1st West)	NCAA Sweet 16
2003	28-5	13-3 (T1st West)	NCAA Sweet 16
<b>Totals</b>	<b>89-40 (.690)</b>	<b>38-26 (.594)</b>	

#### UCLA (2004-13)

Year	Overall	Pac-10/12 Record	Postseason
2004	11-17	7-11 (11th)	
2005	18-11	11-7 (T3rd)	NCAA First Round
2006	32-7	14-4 (1st)	NCAA Runner-up
2007	30-6	15-3 (1st)	NCAA Final Four
2008	35-4	16-2 (1st)	NCAA Final Four
2009	26-9	13-5 (2nd)	NCAA Second Round
2010	14-18	8-10 (T5th)	
2011	23-11	13-5 (2nd)	NCAA Second Round
2012	19-14	11-7 (T5th)	
2013	25-10	13-5 (1st)	NCAA First Round
<b>Totals</b>	<b>233-107 (.685)</b>	<b>121-59 (.672)</b>	

#### Mississippi State (2016-Present)

Year	Overall	SEC Record	Postseason
2016	14-17	7-11	
2017	16-16	6-12	
2018	6-0		
<b>Totals</b>	<b>36-33 (.522)</b>	<b>13-23 (.361)</b>	
<b>OVERALL 437-239 (.646)</b>			

**1ST MSU WIN  
EASTERN WASHINGTON  
FEB. 13, 2015**

**5TH MSU WIN  
TULANE  
DEC. 19, 2015**

**1ST SEC WIN  
OLE MISS  
JAN. 23, 2016**

**10TH MSU WIN  
ARKANSAS  
FEB. 9, 2016**

**15TH WIN  
NORFOLK STATE  
NOV. 11, 2016**

**20TH MSU WIN  
GEORGIA STATE  
DEC. 4, 2016**

**25TH MSU WIN  
ARKANSAS  
JAN. 10, 2017**

**30TH MSU WIN  
LSU  
MARCH 8, 2017**

**42  
BIGGEST WIN  
SOUTHERN MISS.  
DEC. 19, 2016**

**19  
BIGGEST COMEBACK  
TENNESSEE  
FEB. 4, 2017**

## UNDER BEN HOWLAND . . .

CATEGORY	2018	AT MSU
Leads at Halftime	4-0	25-3
Trails at Halftime	2-0	8-29
Is Tied at Halftime		3-1
Shoots 45% or better from the field	5-0	30-8
Shoots less than 45% from the field	1-0	6-25
Opp. shoots less than 45% from the field	6-0	27-13
Opp. shoots 45% or better from the field		9-20
Outrebounds (or ties) the opponent	5-0	23-10
Outrebounded by the opponent	1-0	13-23
More Assists (or ties) than the opponent	5-0	33-15
Fewer Assists than the opponent	1-0	3-18
Fewer (or ties) TOs than opponent	4-0	27-11
More TOs than opponent	2-0	9-22
Holds opponents to 65 points or less	3-0	19-3
In games decided by 10 points or less	3-0	16-23
All Games	6-0	36-33
Home Games	6-0	26-12
Road Games		4-16
Neutral-sites		6-5
Non-SEC Games	6-0	22-8
Non-SEC Home Games	6-0	17-3
Non-SEC Road Games		0-2
Non-SEC Neutral-site Games		5-3
SEC Games		13-23
SEC Home Games		9-9
SEC Road Games		4-14
SEC Tournament		1-2
November Games	6-0	13-5
December Games		9-3
January Games		6-11
February Games		5-11
March Games		3-3
Monday Games	1-0	3-1
Tuesday Games		3-11
Wednesday Games	1-0	5-5
Thursday Games	1-0	5-4
Friday Games	1-0	4-2
Saturday Games	1-0	11-10
Sunday Games	1-0	4-0
Overtime Games		0-2
Television Games	6-0	25-32

Alabama	2-4	Kent State	0-1	Sam Houston State	2-1
Alabama State	1-0	Kentucky	1-3	San Diego	0-3
Albany	1-0	Lehigh	0-1	San Diego State	0-1
Appalachian State	1-0	Long Beach State	3-1	San Jose State	1-0
Arizona	14-11	Louisiana Tech	1-0	Savannah State	1-0
Arizona State	17-8	Loyola Marymount	3-2	Seton Hall	5-2
Arkansas	2-2	LSU	4-1	Sonoma State	1-0
Arkansas-Pine Bluff	1-0	Marist	1-0	South Carolina	1-3
Auburn	1-1	Marquette	0-1	South Florida	0-1
Belmont	1-0	Maryland	1-0	Southeast Louisiana	1-0
Boise State	1-4	McNeese State	1-0	Southern University	0-1
Boston College	4-2	Memphis	1-2	Southern Cal	14-9
Butler	0-1	Mercer	1-0	Southern Illinois	1-0
BYU	2-0	Miami	3-4	Southern Miss	1-0
Cal Poly	2-2	Miami (OH)	1-0	Southern Utah	3-1
Cal State Bakersfield	1-0	Michigan	4-3	Southwest Texas	0-1
Cal State Fullerton	1-1	Michigan State	3-1	St. Bonaventure	2-0
Cal State Northridge	9-2	Middle Tenn. State	0-1	St. Francis (N.Y.)	2-0
CSU San Bernardino	1-0	Minnesota	0-1	St. Francis (Pa.)	4-0
California	17-10	Mississippi State	0-2	St. Johns	2-3
Central Conn. State	1-0	Missouri-Kansas City	1-1	St. Martin's	1-0
Central Florida	0-1	MVSU	1-0	Stanford	14-7
Chaminade (Hawaii)	3-0	Missouri	3-0	Stephen F. Austin	2-1
Chicago State	1-0	Missouri State	1-0	Syracuse	4-5
Cincinnati	0-1	Montana	6-5	Temple	1-0
Co. of Notre Dame	1-0	Montana State	9-3	Tennessee	1-3
Colorado	2-0	Montana Tech	1-0	Tennessee Martin	1-0
Colorado College	2-0	Morehead State	1-0	Texas	1-3
Colorado State	1-0	Morgan State	1-0	Texas A&M	3-2
Concordia (Calif.)	0-1	Morris Brown	1-0	Texas Arlington	1-1
Connecticut	2-3	N. Mexico Highlands	1-0	Texas El Paso	1-0
Coppin State	1-0	Nebraska	1-1	Texas Tech	0-2
Davidson	1-0	Nevada	1-0	Texas Pan American	2-0
Delaware State	2-0	New Mexico State	2-0	Texas Southern	1-0
DePaul	1-0	New Orleans	2-0	Tulane	1-0
Drexel	1-0	Norfolk State	3-0	UC Davis	3-0
Duquesne	3-1	North Carolina AT&T	1-0	UC Irvine	5-1
East Carolina	0-1	North Carolina Central	1-0	UC Riverside	2-0
East Tennessee State	0-1	North Dakota State	1-0	UC Santa Barbara	0-1
Eastern Illinois	1-0	Northern Arizona	1-0	UCLA	0-1
Eastern Washington	11-1	Northern Colorado	1-0	UNLV	0-1
Elon	1-0	Northwestern State	1-0	Utah	2-1
Florida	0-5	Notre Dame	5-8	Vanderbilt	1-1
Florida A&M	1-0	Oakland	2-0	Vermont	1-0
Florida International	2-1	Occidental College	1-0	Villanova	3-3
Florida State	0-1	Ohio State	2-0	VCU	1-3
Fresno State	1-0	Ole Miss	1-3	Virginia Tech	2-0
George Mason	1-0	Oral Roberts	0-2	Wagner	2-0
George Washington	1-0	Oregon	12-8	Washington	10-11
Georgetown	5-4	Oregon State	17-4	Washington State	18-3
Georgia	1-4	Pacific	1-0	Weber State	3-9
Georgia State	1-0	Penn State	2-1	West Virginia	5-4
Georgia Tech	1-0	Pennsylvania	1-0	Western Illinois	2-0
Gonzaga	1-0	Pepperdine	4-0	Western Kentucky	1-0
Green Bay	1-0	Pittsburgh	1-0	Western Oregon	1-0
Idaho	1-3	Portland	0-1	Wright State	1-0
Idaho State	8-3	Portland State	5-3	Wyoming	1-0
Illinois State	1-0	Prairie View A&M	2-0	Xavier	1-0
Indiana	2-0	Providence	3-1	Yale	1-0
Indiana State	1-0	Rhode Island	2-0	Youngstown State	1-0
IUPUI	1-0	Richmond	1-0		
Jacksonville State	1-0	Robert Morris	4-0		
James Madison	1-0	Rutgers	6-1		
Kansas	1-3	Sacramento State	7-2		

**TOTAL: 437-239**

## On The Bench . . .



**George Brooks**  
8th Year

- Played for the Bulldogs from 1992-94.
- Helped develop forwards Arnett Moultrie, a first-round draft choice in the 2012 NBA draft and Gavin Ware, along with Jamarion Moon and Ronald Murray who went on to enjoy NBA careers.
- Named the second-best recruiter in the SEC by Sporting News this past summer.



**Korey McCray**  
3rd Year

- Spent two seasons under Howland at UCLA.
- Worked with and created tailor-made off-season training programs for NBA talents such as Dwight Howard, John Wall, Javaris Crittenton, Anthony Morrow, Jarrett Jack, Jarvis Hayes, Von Wafer, Mario West and Damien Wilkins.
- In 2012, he was instrumental in UCLA landing the No. 1-ranked recruiting class.



**Ernie Ziegler**  
3rd Year

- Spent six seasons at Central Michigan (2007-12) as head coach, leading the Chippewas to two Mid-American Conference West Division titles and a pair of Michigan MAC Trophies.
- He spent five seasons as an assistant under the tutelage of Howland at both Pittsburgh (2002-03) and UCLA (2004-06).
- From 1992 to 1997, Zeigler was the head AAU coach for Team Detroit.

# MISSISSIPPI STATE BY THE NUMBERS

## GAME-BY-GAME SPECIALTY STATS *(MSU First)*

<u>Opponent</u>	<u>Paint</u>	<u>Off TO</u>	<u>2nd Chance</u>	<u>Fast Break</u>	<u>Bench</u>
Alabama State	46/32	17/4	11/16	14/0	50/34
Florida A&M	42/22	25/9	4/5	14/9	26/12
Green Bay	48/22	21/17	10/4	8/2	22/33
Stephen F. Austin	36/24	17/12	9/10	6/6	6/23
Jacksonville State	40/28	4/14	7/10	4/2	11/19
North Dakota State	28/20	21/14	10/6	12/2	10/16

## GAME-BY-GAME LEAD/DEFICIT

<u>Opponent</u>	<u>Largest Lead</u>	<u>Largest Deficit</u>	<u>Final Score</u>
Alabama State	35 (76-41, 2nd)	1 (0-1, 1st)	W, 96-68
Florida A&M	36 (79-43, 2nd)	Never Trailed	W, 79-48
Green Bay	16 (24-8, 1st)	Never Trailed	W, 77-68
Stephen F. Austin	16 (68-52, 2nd)	8 (32-40, 1st)	W, 80-75
Jacksonville State	4 (4-0, 1st)	8 (33-41, 2nd)	W, 59-56
North Dakota State	27 (81-54, 2nd)	Never Trailed	W, 83-59

## Mississippi State Scoring By The Half

<u>Team</u>	<u>1st Half</u>	<u>2nd Half</u>	<u>OT</u>
Alabama State	58	31	
Florida A&M	28	51	
Green Bay	40	37	
Stephen F. Austin	32	48	
Jacksonville State	25	34	
North Dakota State	29	54	

**Lowest First Half:** 25, Jacksonville State

**Highest First Half:** 58, Alabama State

**Lowest 2nd Half:** 31, Alabama State

**Highest 2nd Half:** 54, North Dakota State

## Opponent Scoring By The Half

<u>Team</u>	<u>1st Half</u>	<u>2nd Half</u>	<u>OT</u>
Alabama State	31	37	
Florida A&M	17	31	
Green Bay	32	36	
Stephen F. Austin	40	35	
Jacksonville State	29	27	
North Dakota State	24	35	

**Lowest First Half:** 17, Florida A&M

**Highest First Half:** 40, Stephen F. Austin

**Lowest 2nd Half:** 27, Jacksonville State

**Highest 2nd Half:** 31, Alabama State

# MISSISSIPPI STATE BY THE NUMBERS

## MSU'S 2017-18 RECORD WHEN . . .

Leads at Halftime	4-0
Trails at Halftime	2-0
Is Tied at Halftime	
Shoots 45% or better from the field	5-0
Shoots less than 45% from the field	1-0
Opp. shoots less than 45% from the field	6-0
Opp. shoots 45% or better from the field	
Outrebounds (or ties) the opponent	5-0
Outrebounded by the opponent	1-0
More Assists (or ties) than the opponent	5-0
Fewer Assists than the opponent	1-0
Fewer (or ties) TOs than opponent	4-0
More TOs than opponent	2-0
Holds opponents to 65 points or less	3-0
In games decided by 10 points or less	3-0

## MSU'S 2017-18 RECORD IN . . .

All Games	6-0
Home Games	6-0
Road Games	
Neutral-sites	
Non-SEC Games	6-0
Non-SEC Home Games	6-0
Non-SEC Road Games	
Non-SEC Neutral-site Games	
SEC Games	
SEC Home Games	
SEC Road Games	
SEC Tournament	
November Games	6-0
December Games	
January Games	
February Games	
March Games	
Monday Games	1-0
Tuesday Games	
Wednesday Games	1-0
Thursday Games	1-0
Friday Games	1-0
Saturday Games	1-0
Sunday Games	1-0
Overtime Games	
Television Games	6-0
Games vs. Ranked Opponents	

## MISC. 2017-18 TEAM STATS

**Largest Lead Surrendered in Loss:**

**Largest Deficit Overcome in Win:**  
8, Stephen F. Austin (11-22-17) and  
Jacksonville State (11-26-17)

**Largest Lead at Anytime:**  
36, Florida A&M (11-18-17)

**Largest Deficit Anytime:**  
1, Alabama State (11-10-17)

## MISCELLANEOUS MSU INDIVIDUAL STATISTICS

**Games Scoring in Double Figures:** N. Weatherspoon 6, Holman 5, Q. Weatherspoon 4, Carter 4, Ado 2, Peters 2, Wright, Datcher

**Games Scoring 20-plus Points:** Carter, Weatherspoon

**Games Scoring 30-plus Points:** Carter

**Games Rebounding in Double Figures:** Holman, Ado

**Games With Double Figures in Assists:** Q. Weatherspoon

**Games With Double-Doubles:** Holman, Ado

**Games With Triple-Doubles:**

**Games As Team High Scorer (or co-leader):** Peters 2, Q. Weatherspoon 2, Carter 2, Holman, Ado, N. Weatherspoon

**Games As Team High Rebounder (or co-leader):** Ado 3, Holman 3, Q. Weatherspoon

**Games As Team Leader in Assists (or co-leader):** Q. Weatherspoon 4, Peters 2, N. Weatherspoon 2

**Games As Team Leader in Steals (or co-leader):** Peters 2, Q. Weatherspoon 2, Stapleton 2, Ado, Carter

**Games As Team Leader in Blocks (or co-leader):** Ado 2, Peters, Herard, Datcher, Stapleton

**Games As Team Leader in Turnovers (or co-leader):** Ado 3, Peters 2, Q. Weatherspoon 2, N. Weatherspoon

## MSU'S RECORD BY STARTING LINEUP

N. Weatherspoon, Q. Weatherspoon, Carter, Holman, Ado ..... 3-0

N. Weatherspoon, Q. Weatherspoon, Peters, Holman, Ado ..... 2-0

N. Weatherspoon, Q. Weatherspoon, Peters, Stapleton, Datcher ..... 1-0

## GAME-BY-GAME STARTERS

<u>Opponent</u>	<u>Date</u>	<u>Guard</u>	<u>Guard</u>	<u>Guard</u>	<u>Forward</u>	<u>Forward</u>	<u>Record</u>
Alabama State	11-10-17	W'Spoon	W'Spoon	Peters	Stapleton	Datcher	1-0
Florida A&M	11-18-17	W'Spoon	W'Spoon	Peters	Holman	Ado	2-0
Green Bay	11-20-17	W'Spoon	W'Spoon	Peters	Holman	Ado	3-0
Stephen F. Austin	11-22-17	W'Spoon	W'Spoon	Carter	Holman	Ado	4-0
Jacksonville State	11-26-17	W'Spoon	W'Spoon	Carter	Holman	Ado	5-0
North Dakota State	11-30-17	W'Spoon	W'Spoon	Carter	Holman	Ado	6-0
Dayton	12-03-17						
North Georgia							
Cincinnati							
UT Martin							
Little Rock							
Southern Miss							
North Florida							
Arkansas							
Ole Miss							
Florida							
Auburn							
Vanderbilt							
Alabama							
Kentucky							
Missouri							
South Carolina							
Georgia							
Alabama							
Missouri							
Vanderbilt							
Ole Miss							
Texas A&M							
South Carolina							
Tennessee							
LSU							

## 2017-18 Win-Loss Differential

Diff.	1	2	3	4	5	6	7	8	9	10	11	12	13	14	15	16	17	18	19	20	21	22	23	24	25+
Won			1		1				1															1	2
Lost																									

# THE LAST TIME . . .

## THE LAST TIME AN MSU PLAYER ...

### Scored 30 or more points in a game:

32, Ravern Johnson vs. Tenn. St. (11-12-10)

### Scored 33 or more points in a game:

33, Craig Sword at LSU (2-19-14)

### Scored 34 or more points in a game:

34, Arnett Moultrie vs. UMass (3-13-12)

### Scored 35 or more points in a game:

35, Tyson Carter vs. NDSU (11-30-17)

### Scored 37 or more points in a game:

39, Jeff Malone vs. Alabama (1-31-83)

### Scored 40 or more points in a game:

40, Rickey Brown vs. Auburn (3-7-77)

### Scored 20+ points in back-to-back games:

Quinnndary Weatherspoon (27 vs. Morehead State 12-22-16; 25 vs. UMKC (12-29-16)

### Scored 20+ points in three-consecutive games:

Craig Sword (24 vs. Loyola, 12-01-13; 24 vs. TCU, 12-05-13; 22 vs. SELA, 12-13-13)

### Scored 20+ points in five-consecutive games:

Jeff Malone, 1982-83 (11 consecutive)

### Scored 30+ points in back-to-back games:

Jeff Malone (36 at Ole Miss & 30 vs. Georgia, 1982-83)

### Scored 30+ points in three-consecutive games:

Jeff Malone (33 at LSU; 36 at Ole Miss & 30 vs. Georgia, 1982-83)

### Two players score 20+ points in same game:

Tyson Carter, 25; Quinnndary Weatherspoon, 20 vs. Stephen F. Austin (11-22-17)

### Made 10 field goals in a game:

10, Weatherspoon vs. Morehead (12-22-16)

### Made 11 field goals in a game:

11, Q. Weatherspoon, Missouri (1-25-17)

### Made 12 field goals in a game:

12, Tyson Carter, NDSU (11-30-17)

### Made 13 field goals in a game:

13, Horatio Webster vs. SW Missouri St. (11-23-97)

### Made 14 field goals in a game:

14, Cameron Burns at Georgia (1-17-90)

### Made 15 or more field goals in a game:

16, Raymond Brown vs. Florida (3-2-85)

### Attempted 20 field goals in a game:

20, Ravern Johnson vs. St. Mary's (12-29-10)

### Attempted 21 or more field goals in a game:

21, Dee Bost vs. Kentucky (2-16-10)

### Attempted 23 or more field goals in a game:

23, Arnett Moultrie vs. UMass (3-13-12)

### Attempted 25 field goals in a game:

25, Chuck Evans at Alabama (3-6-93)

### Attempted 26 field goals in a game:

26, Tony Watts at Ole Miss (2-22-92)

### Attempted 27 or more field goals in a game:

28, Jeff Malone vs. Vanderbilt (1-8-83)

### Made six 3-pointers in a game:

6, Tyson Carter vs. NDSU (11-30-17)

### Made seven 3-pointers in a game:

7, Lamar Peters vs. Missouri (1-25-17)

### Made eight or more 3-pointers in a game:

8, Winsome Frazier vs. UMKC (11-23-04)

### Attempted 11 3-pointers in a game:

11, Dee Bost vs. Detroit (12-17-11)

### Attempted 12 3-pointers in a game:

12, Ravern Johnson vs. ETSU (12-11-10)

### Attempted 13 or more 3-pointers in a game:

13, Dee Bost vs. Troy (12-10-11)

### Attempted 16 or more 3-pointers in a game:

17, Darryl Wilson vs. Alabama (3-4-95)

### Made 14 or more free throws in a game:

14, Trivante Bloodman vs. Auburn (2-15-14)

### Made 15 or more free throws in a game:

15, Craig Sword vs. Ole Miss (1-11-14)

### Attempted 17 free throws in a game:

17, Jarvis Varnado at Houston (12-19-09)

### Attempted 18 free throws in a game:

18, Craig Sword vs. Ole Miss (1-11-14)

### Attempted 19 free throws in a game:

19, Carl Nichols vs. SE La. (12-1-88)

### Had 16 rebounds in a game:

16, Gavin Ware vs. Maryland ES (1-2-14)

### Had 17 rebounds in a game:

17, Gavin Ware at Auburn (1-21-15)

### Had 18 or more rebounds in a game:

21, Wesley Morgan vs. SE La. (11-28-05)

### Had 22 or more rebounds in a game:

23, Rickey Brown vs. Vanderbilt (12-6-79)

### Had 24 or more rebounds in a game:

24, Wiley Peck vs. Alabama (1-27-79)

### Had 10 or more offensive rebounds in a game:

11, Arnett Moultrie vs. Northwestern State (12-22-11)

### Had 10 or more defensive rebounds in a game:

10, Aric Holman vs. So. Miss (12-19-16)

### Had 13 or more defensive rebounds in a game:

13, Colin Borchert (3-9-13)

### Had 15 or more defensive rebounds in a game:

15, Jarvis Varnado at San Diego (12-31-09)

### Had 10 assists in a game:

10, Q. Weatherspoon vs. NDSU (11-30-17)

### Had 11 assists in a game:

11, I.J. Ready vs. No. Colorado (12-23-15)

### Had 13 assists in a game:

13, I.J. Ready vs. LSU (3-4-17)

### Had 14 assists in a game:

14, Gary Ervin vs. Florida A&M (12-20-04)

### Had 15 or more assists in a game:

16, Chuck Evans at UMKC (2-23-93)

### Had 10 or more turnovers in a game:

10, Charles Rhodes vs. Nicholls (11-11-06)

### Had five or more blocks in a game:

5, Abdul Ado vs. Stephen F. Austin (11-22-17)

### Had six or more blocks in a game:

6, Schneider Herard vs. Fla. A&M (11-18-17)

### Had seven blocks in a game:

7, Jarvis Varnado at LSU (2-20-10)

### Had eight blocks in a game:

8, Jarvis Varnado vs. Alabama (2-24-10)

### Had nine blocks in a game:

9, Jarvis Varnado at Vanderbilt (2-3-10)

### Had 10 blocks in a game:

10, Jarvis Varnado vs. Arkansas (1-14-10)

### Had 10+ blocks in two consecutive games:

Jarvis Varnado (10 vs. Georgia & 10 vs. Kentucky, 2007-08)

### Had five steals in a game:

5, Lamar Peters vs. Texas A&M (1-14-17)

### Had six or more steals in a game:

7, Craig Sword vs. Ole Miss (1-11-14)

## LAST TIME AN MSU TEAM...

### Scored 100 or more points:

106 vs. Eastern Washington (11-13-15)

### Scored 100 or more points in an SEC game:

105 vs. Auburn (3-2-04)

### Allowed 100 or more points in an SEC game:

115 at Arkansas (2-20-93)

### Allowed 100 or more points in non-SEC play:

105 vs. Miami (11-19-15)

### Was held to 52 points or less:

52 vs. Florida (2-18-17)

### Was held to 50 points:

50 vs. Alabama (2-25-12)

### Was held to 49 points or less:

48 vs. Vanderbilt (2-25-17)

### Was held to 45 points or less:

41 at Georgia (2-7-15)

### Was held to 40 points or less:

36 vs. Missouri (2-13-13)

### Was held to 35 points or less:

31 vs. Vanderbilt (2-23-13)

### Was held to fewer than 10 points in a half:

9 at Arkansas, first (2-7-15)

### Held opponent to 59 points or less:

59 vs. NDSU (11-30-17)

### Held opponent to 56 points or less:

56 vs. Jacksonville State (11-26-17)

### Held opponent to 55 points or less:

52 vs. LSU-SECT (3-08-17)

### Held opponent to 50 points or less:

48 vs. Florida A&M (11-18-17)

### Held opponent to 45 points or less:

44 vs. Southern Miss (12-19-16)

### Held opponent to 42 points or less:

42 vs. Texas-San Antonio (12-4-12)

### Held opponent to 39 points or less:

39 at LSU (1-9-08)

### Shot 50 percent or better from the field:

.517 [31-60] vs. NDSU (11-30-17)

### Shot 55 percent or better from the field:

.558 [24-43] vs. Stephen F. Austin (11-22-17)

### Shot 60 percent or better from the field:

.621 [41-66] vs. E. Washington (11-13-15)

### Shot 65 percent or better from the field:

.660 [35-53] vs. Western Kentucky (1-5-09)

### Was held to less than 35 percent from the field:

.309 [21-68] vs. Tennessee (2-4-17)

### Was held to less than 30 percent from the field:

.298 [14-47] vs. Vanderbilt (2-25-17)

### Was held to less than 25 percent from the field:

.175 [7-40] vs. Vanderbilt (2-23-13)

### Held opp. to 35 percent or less from the field:

.333 [18-54] vs. LSU-SECT (3-8-17)

### Held opp. to 30 percent or less from the field:

.281 [18-64] vs. Florida A&M (11-18-17)

### Held opp. to 25 percent or less from the field:

.231 [15-65] vs. Southern Miss (12-19-16)

### Opponent shot 50 percent or better:

.500 [27-54] South Carolina (2-11-17)

### Opponent shot 60 percent or better:

.623 [33-53] Missouri (3-1-14)

### Made 35 or more field goals:

36 vs. LSU (3-4-17)

### Made 40 or more field goals:

41 vs. Eastern Washington (11-13-15)

### Made fewer than 15 field goals:

14 at Vanderbilt (2-25-17)

### Attempted 70 or more shots from the field:

74 vs. Ole Miss (2-18-17)

### Attempted 80 or more shots from the field:

80 at Alabama (2-21-09)

### Attempted just 40 shots from the field:

40 vs. Vanderbilt (2-23-13)

### Attempted 39 or fewer shots from the field:

39 at Vanderbilt (3-4-15)

### Attempted 35 or fewer shots from the field:

34 vs. Tennessee (2-3-15)

### Made 10 or more 3-pointers:

10 vs. NDSU (11-30-17)

### Made 12 3-pointers:

12 vs. Missouri (1-25-17)

### Made 13 3-pointers:

13 vs. Georgia State (12-04-16)

### Made 15 3-pointers:

15 vs. North Carolina A&T (12-12-10)

### Made 16 3-pointers:

16 vs. Troy (12-10-11)

### Made 17 3-pointers:

17 vs. Southern Miss (12-19-16)

### Did not make a 3-pointer:

[0-10] at Arkansas (2-7-15)

### Made just one 3-pointer:

vs. Tennessee (1-7-15)

### Made just two 3-pointers:

vs. Alabama-SECT (3-9-17)

### Opponent made 15 or more 3-pointers:

16, Arkansas (1-9-16)

### Opponent made just one 3-pointer:

vs. LSU-SECT (3-8-17)

### Attempted nine 3-pointers or less:

9 vs. Tennessee (1-7-15)

### Attempted six 3-pointers or less:

6 at Ole Miss (1-29-03)

# THE LAST TIME (CONTINUED) . . .

**Attempted 25 3-pointers:**

25 at Ole Miss (1-31-17)

**Attempted 26 3-pointers:**

26 at South Carolina (2-28-17)

**Attempted 27 3-pointers:**

27 vs. South Carolina (2-11-17)

**Attempted 28 3-pointers:**

28 vs. Georgia (2-13-16)

**Attempted 29 or more 3-pointers:**

29 vs. Southern Miss (12-19-16)

**Attempted 30 or more 3-pointers:**

30 vs. LSU-SECT (3-08-17)

**Attempted 35 or more 3-pointers:**

35 vs. Kentucky (2-16-10)

**Made 31 or more free throws:**

31 vs. Auburn (1-22-14)

**Made 40 or more free throws:**

41 vs. LSU (2-11-09)

**Made 50 or more free throws:**

52 vs. LSU (2-11-09)

**Made fewer than five free throws:**

3 vs. Alabama-SEC (3-9-17)

**Made only 1 free throw:**

1 vs. Florida (1-30-14)

**Opponent made 30 or more free throws:**

34, Ole Miss (2-18-17)

**Attempted 30 or more free throws:**

34 vs. Auburn (2-7-17)

**Attempted 35 or more free throws:**

35 vs. Stephen F. Austin (11-22-17)

**Attempted 40 or more free throws:**

44 vs. Tennessee (1-7-15)

**Attempted 45 or more free throws:**

45 vs. Florida A&amp;M (12-17-13)

**Attempted fewer than 10 free throws:**

6 vs. Jacksonville State (11-26-17)

**Opponent attempted 40 or more free throws:**

44, Ole Miss (2-18-17)

**Had 50 or more rebounds:**

50 vs. Arkansas (2-9-16)

**Had 55 or more rebounds:**

55 vs. Tennessee (2-4-17)

**Had 58 or more rebounds:**

58 vs. Troy (12-10-05)

**Had 59 or more rebounds:**

59 at Houston (12-19-09)

**Had fewer than 25 rebounds:**

21 vs. McNeese State (12-30-14)

**Had 20 or fewer rebounds:**

20 at Kentucky (1-12-16)

**Had 20 or more assists:**

20 vs. South Carolina (2-27-16)

**Had 21 or more assists:**

21 vs. LSU (3-4-17)

**Had 25 or more assists:**

25 vs. St. Bonaventure (12-05-09)

**Had 30 or more assists:**

30 vs. Troy (12-10-11)

**Had 5 Assists:**

5, Florida State (12-16-15)

**Had Fewer Than 5 Assists:**

4, Tennessee (1-2-15)

**Had 20 or more turnovers:**

20 at South Carolina (2-28-17)

**Had 21 or more turnovers:**

22 vs. Ole Miss (2-18-17)

**Had 23 or more turnovers:**

23 vs. Arkansas (2-21-15)

**Had 24 or more turnovers:**

24 at Arkansas (2-7-15)

**Had 25 turnovers:**

26 vs. Mississippi Valley State (11-17-14)

**Had 29 or more turnovers:**

29 at Arkansas (1-23-13)

**Had 30 or more turnovers:**

31 at Kentucky (1-7-97)

**Had 34 or more turnovers:**

34 at Evansville (12-17-75)

**Had fewer than 10 turnovers:**

7 vs. Missouri (1-25-17)

**Had five or fewer turnovers:**

5 vs. Morehead State (12-22-16)

**Forced 25 or more turnovers**

26 vs. Kennesaw State (11-14-13)

**Had 10 blocked shots:**

10 vs. Stephen F. Austin (11-22-17)

**Had 11 blocked shots:**

11 vs. Southern Miss (12-19-16)

**Had 12 blocked shots:**

12 at South Carolina (1-26-16)

**Had 13 blocked shots:**

13 vs. Florida A&amp;M (11-18-17)

**Had 14 blocked shots:**

14 vs. Texas-Pan American (11-24-09)

**Had 16 blocked shots:**

16 vs. Georgia (1-12-08)

**Had 10 steals:**

10 vs. Kentucky (1-17-17)

**Had 11 steals:**

11 vs. Texas A&amp;M (1-14-17)

**Had 12 steals:**

12 vs. LSU-SECT (3-8-17)

**Had 13 steals:**

13 vs. Ole Miss (2-18-17)

**Had 14 steals:**

14 vs. South Carolina (1-9-13)

**Had 15 steals:**

15 vs. Florida Gulf Coast (12-19-13)

**Had 17 or more steals:**

17 vs. Oregon State (12-01-16)

**Had 20 or more steals:**

20 vs. Nicholls State (11-17-01)

**Had 1 steal or less:**

1 vs. Vanderbilt (3-11-11)

## MISSISSIPPI STATE IN OVERTIME

### Mississippi State In Overtime Games

<b>This Season</b> .....	0-1
<b>Overall Overtime Record</b> .....	60-51
<i>Home Overtime Record</i> .....	34-23
<i>Road Overtime Record</i> .....	18-20
<i>Neutral Site Overtime Record</i> .....	8-8
<b>Humphrey Coliseum Overtime Record</b> .....	25-18
<b>SEC Tournament Overtime Record</b> .....	2-5
<b>Double Overtime Record</b> .....	6-5
<b>Four Overtime Record</b> .....	1-1
<b>Postseason Overtime Record</b> .....	1-0
<b>Last OT Played (1OT)</b> .....	vs. Ole Miss (L, 87-82, 2/18/17)
<b>Last Double OT</b> .....	vs. UMass (L, 101-96, 3/13/12)
<b>Last Triple OT</b> .....	vs. Alabama (L, 79-78, 2/27/71)
<b>Last Four OT</b> .....	vs. Ole Miss (W, 104-102, 1/24/90)

### Mississippi State Coaches In Overtime Games

<b>Babe McCarthy</b> .....	6-5	<b>Bob Boyd</b> .....	3-4
<i>Home Overtime Record</i> .....	2-2	<i>Home Overtime Record</i> .....	2-1
<i>Road Overtime Record</i> .....	2-2	<i>Road Overtime Record</i> .....	1-2
<i>Neutral Site Overtime Record</i> .....	2-1	<i>Neutral Site Overtime Record</i> .....	0-1
<b>Joe Dan Gold</b> .....	5-3	<b>Richard Williams</b> .....	15-11
<i>Home Overtime Record</i> .....	3-3	<i>Home Overtime Record</i> .....	7-3
<i>Road Overtime Record</i> .....	1-0	<i>Road Overtime Record</i> .....	5-5
<i>Neutral Site Overtime Record</i> .....	1-0	<i>Neutral Site Overtime Record</i> .....	3-3
<b>Kermit Davis</b> .....	8-6	<b>Rick Stansbury</b> .....	15-16
<i>Home Overtime Record</i> .....	5-3	<i>Home Overtime Record</i> .....	7-6
<i>Road Overtime Record</i> .....	3-3	<i>Road Overtime Record</i> .....	6-7
		<i>Neutral Site Overtime Record</i> .....	2-3
<b>Ron Greene</b> .....	2-0	<b>Rick Ray</b> .....	3-1
<i>Home Overtime Record</i> .....	2-0	<i>Home Overtime Record</i> .....	3-1
<b>Jim Hatfield</b> .....	3-3	<b>Ben Howland</b> .....	0-2
<i>Home Overtime Record</i> .....	3-2	<i>Home Overtime Record</i> .....	0-2
<i>Road Overtime Record</i> .....	0-1		

### OVERTIME FOES

TEAM	RECORD	TEAM	RECORD
Alabama .....	6-7	Southern Mississippi .....	1-0
Alaska-Fairbanks .....	1-0	SW Louisiana .....	1-0
Arkansas .....	2-1	South Alabama .....	1-0
Auburn .....	6-4	South Carolina .....	3-0
Baylor .....	1-0	Tennessee .....	6-2
BYU .....	0-1	Texas .....	1-0
California .....	0-1	Texas A&M .....	1-1
Drake .....	1-0	Troy .....	2-0
Florida .....	0-3	Tulane .....	0-1
Florida State .....	1-0	UAB .....	0-1
Georgia .....	3-3	UMass .....	0-1
Georgia Tech .....	1-0	Vanderbilt .....	2-5
Houston .....	0-1		
Idaho .....	0-1		
Kentucky .....	4-5		
Loyola .....	1-0		
LSU .....	3-4		
Memphis .....	1-0		
Missouri-Kansas City .....	0-1		
Montana .....	1-0		
Morehead State .....	1-0		
NE Louisiana .....	0-1		
Northwestern State .....	0-1		
Oklahoma .....	1-0		
Ole Miss .....	6-4		
Old Dominion .....	0-1		
San Diego .....	0-1		
Santa Clara .....	2-0		

# 0 NICK WEATHERSPOON



**Freshman | Gaurd**

**6-2 | 195**

**Canton, Miss.**

**Velma Jackson HS**

## Season Highs

**Points:** 15, Stephen F. Austin (11-22-17)  
**FGM:** 5, 3x, last vs. North Dakota State (11-30-17)  
**FGA:** 10, Florida A&M (11-18-17)  
**3FGM:** 3, Stephen F. Austin (11-22-17)  
**3FGA:** 6, Stephen F. Austin (11-22-17)  
**FTM:** 4, twice, last vs. Stephen F. Austin (11-22-17)  
**FTA:** 5, Stephen F. Austin (11-22-17)  
**Rebounds:** 5, twice, last vs. Green Bay (11-20-17)  
**Assists:** 5, Florida A&M (11-18-17)  
**Blocks:** 1, twice, last vs. SF Austin (11-22-17)  
**Steals:** 1, 3x, last vs. North Dakota St. (11-30-17)  
**Minutes:** 37, Stephen F. Austin (11-22-17)

## Weatherspoon's Notes . . .

-Made his collegiate debut against Alabama State and scored 11 points as a starter.

-Has scored in double-digits all six games, with season-best 15 coming against Stephen F. Austin.

## 2017-18 Game-By-Game

Opponent		MIN	FG	Pct.	3FG	Pct.	FT	Pct.	O-D-R	PF	A	TO	B	S	PTS
N10 Alabama State	*	25	3-8	.375	1-1	1.000	4-4	1.000	0-3-3	0	3	0	0	0	11
N18 Florida A&M	*	32	5-10	.500	1-3	.333	1-3	.333	0-5-5	1	5	2	1	1	12
N20 Green Bay	*	28	3-7	.429	1-3	.333	3-4	.750	0-5-5	3	4	3	0	1	10
N22 Stephen F. Austin	*	37	4-9	.444	3-6	.500	4-5	.800	0-0-0	2	3	1	1	0	15
N26 Jacksonville State	*	30	5-9	.556	1-2	.500	1-3	.333	0-1-1	1	1	0	0	0	12
N30 North Dakota State	*	31	5-9	.556	1-3	.333	1-1	1.000	0-4-4	0	2	2	0	1	12
D3 Dayton															
D9 North Georgia															
D12 Cincinnati															
D16 UT Martin															
D20 Little Rock															
D23 Southern Miss															
D30 North Florida															
J2 Arkansas															
J6 Ole Miss															
J10 Florida															
J13 Auburn															
J16 Vanderbilt															
J20 Alabama															
J23 Kentucky															
J27 Missouri															
J31 South Carolina															
F3 Georgia															
F6 Alabama															
F10 Missouri															
F14 Vanderbilt															
F17 Ole Miss															
F20 Texas A&M															
F24 South Carolina															
F27 Tennessee															
M3 LSU															

## CAREER STATS FOR NICK WEATHERSPOON

Year	GP-GS	Min/Avg	FG-FGA	Pct	3FM-3GA	Pct	FT-FTA	Pct	Rebs	PF-D	Ast	TO	Blk	Stl	Pts/Avg
2017-18	6-6	183/30.5	25-52	.481	8-18	.444	14-20	.700	18/3.0	7-0	18	8	2	3	72/12.0

## 1 LAMAR PETERS



Sophomore | Guard

6-0 | 185

New Orleans, LA

Landry-Walker HS

## Season Highs

**Points:** 7, Alabama State (11-10-17)  
**FGM:** 6, Green Bay (11-20-17)  
**FGA:** 15, Green Bay (11-20-17)  
**3FGM:** 1, twice, last vs. Green Bay (11-20-17)  
**3FGA:** 7, A twice, last vs. Green Bay (11-20-17)  
**FTM:** 5, Green Bay (11-20-17)  
**FTA:** 6, Green Bay (11-20-17)  
**Rebounds:** 4, Alabama State (11-10-17)  
**Assists:** 7, Alabama State (11-10-17)  
**Blocks:** 2, Alabama State (11-10-17)  
**Steals:** 4, Florida A&M (11-18-17)  
**Minutes:** 29, twice, last vs. Green Bay (11-20-17)

## Career Highs

**Points:** 25, Kentucky (1-17-17)  
**FGM:** 9, 2x, last vs Kentucky (1-17-17)  
**FGA:** 16, Kentucky (1-17-17)  
**3FGM:** 7, Missouri (1-25-17)  
**3FGA:** 11, Missouri (1-25-17)  
**FTM:** 11, TAMU (1-14-17)  
**FTA:** 11, 2x, last vs Auburn (2-7-17)  
**Rebounds:** 7, Kentucky (1-17-17)  
**Assists:** 7, 5x, last vs Alabama St. (11-10-17)  
**Blocks:** 2, 2x, last vs. Alabama St. (11-10-17)  
**Steals:** 5, TAMU 1-14-17)  
**Minutes:** 36, Auburn 2-7-17)

## 2017-18 Game-By-Game

Opponent	MIN	FG	Pct.	3FG	Pct.	FT	Pct.	O-D-R	PF	A	TO	B	S	PTS
N10 Alabama State	*	29	2-8	.250	0-5	.000	3-4	.750	0-4-4	1	7	4	2	7
N18 Florida A&M	*	23	5-12	.417	1-7	.143	1-1	1.000	0-1-1	3	5	1	0	12
N20 Green Bay	*	29	6-15	.400	1-7	.143	5-6	.833	0-0-0	0	2	3	1	18
N22 Stephen F. Austin	-DNP-													
N26 Jacksonville State	-DNP-													
N30 North Dakota State	-DNP-													
D3 Dayton														
D9 North Georgia														
D12 Cincinnati														
D16 UT Martin														
D20 Little Rock														
D23 Southern Miss														
D30 North Florida														
J2 Arkansas														
J6 Ole Miss														
J10 Florida														
J13 Auburn														
J16 Vanderbilt														
J20 Alabama														
J23 Kentucky														
J27 Missouri														
J31 South Carolina														
F3 Georgia														
F6 Alabama														
F10 Missouri														
F14 Vanderbilt														
F17 Ole Miss														
F20 Texas A&M														
F24 South Carolina														
F27 Tennessee														
M3 LSU														

## Peters' Notes . . .

-In season opener, tied career high with 7 assists and 2 blocked shots.

-Season-high 18 points vs. Green Bay.

-Missed Stephen F. Austin, JSU and North Dakota State games due to violation of team rules.

## CAREER STATS FOR LAMAR PETERS

Year	GP-GS	Min/Avg	FG-FGA	Pct	3FM-3GA	Pct	FT-FTA	Pct	Rebs	PF-D	Ast	TO	Blk	Stl	Pts/Avg
2016-17	30-17	738/24.6	103-266	.387	59-161	.366	56-75	.747	68/2.3	81-2	101	68	5	34	321/10.7
2017-18	3-3	81/27.0	13-35	.371	2-19	.105	9-11	.818	5/1.7	4-0	14	8	3	8	37/12.3
Totals	33-20	819/24.8	116-301	.385	61-180	.339	65-86	.756	73/2.2	85-2	115	76	8	42	358/10.8

# 2 ELI WRIGHT



Sophomore | Gaurd

6-4 | 190

Owensboro, KY

22 Feet Academy

## Season Highs

**Points:** 12, Alabama State (11-10-17)  
**FGM:** 5, Alabama State (11-10-17)  
**FGA:** 8, Alabama State (11-10-17)  
**3FGM:** 1, Alabama State (11-10-17)  
**3FGA:** 3, Alabama State (11-10-17)  
**FTM:** 1, Alabama State (11-10-17)  
**FTA:** 2, Alabama State (11-10-17)  
**Rebounds:** 6, Alabama State (11-10-17)  
**Assists:** 2, twice, last vs. N. Dakota St. (11-30-17)  
**Blocks:** 1, twice, last vs. SF Austin (11-22-17)  
**Steals:**  
**Minutes:** 28, Alabama State (11-10-17)

## Career Highs

**Points:** 12, Alabama State (11-10-17)  
**FGM:** 5, Alabama State (11-10-17)  
**FGA:** 8, Alabama State (11-10-17)  
**3FGM:** 1, 3x, last vs. Alabama St. (11-10-17)  
**3FGA:** 3, Alabama State (11-10-17)  
**FTM:** 3, 5x last vs Oregon State (12-1-16)  
**FTA:** 5, NWST 11-28-16  
**Rebounds:** 7, NWST (11-28-16)  
**Assists:** 3, Boise State (11-18-16)  
**Blocks:** 1, 4x, last vs. Alabama St. (11-10-17)  
**Steals:** 2, Oregon State (12-1-16)  
**Minutes:** 31, NWST (11-28-16)

## 2017-18 Game-By-Game

Opponent	MIN	FG	Pct.	3FG	Pct.	FT	Pct.	O-D-R	PF	A	TO	B	S	PTS
N10 Alabama State	28	5-8	.625	1-3	.333	1-2	.500	3-3-6	3	2	0	1	0	12
N18 Florida A&M	-DNP-													
N20 Green Bay	17	4-6	.667	0-2	.000	0-0	.000	4-0-4	2	1	1	0	0	8
N22 Stephen F. Austin	17	0-3	.000	0-1	.000	0-0	.000	0-2-2	1	0	2	1	0	0
N26 Jacksonville State	23	0-5	.000	0-2	.000	0-0	.000	2-4-6	0	0	1	0	0	0
N30 North Dakota State	25	0-5	.000	0-3	.000	0-0	.000	0-2-2	1	2	0	0	0	0
D3 Dayton														
D9 North Geogia														
D12 Cincinnati														
D16 UT Martin														
D20 Little Rock														
D23 Southern Miss														
D30 North Florida														
J2 Arkansas														
J6 Ole Miss														
J10 Florida														
J13 Auburn														
J16 Vanderbilt														
J20 Alabama														
J23 Kentucky														
J27 Missouri														
J31 South Carolina														
F3 Georgia														
F6 Alabama														
F10 Missouri														
F14 Vanderbilt														
F17 Ole Miss														
F20 Texas A&M														
F24 South Carolina														
F27 Tennessee														
M3 LSU														

## Wright's Notes . . .

-Had a career 12 points in season opener vs. Alabama State.

-Missed Florida A&M game for violation of team rules.

## CAREER STATS FOR ELI WRIGHT

Year	GP-GS	Min/Avg	FG-FGA	Pct	3FM-3GA	Pct	FT-FTA	Pct	Rebs	PF-D	Ast	TO	Blk	Stl	Pts/Avg
2016-17	30-1	392/13.1	36-68	.529	11-27	.407	22-31	.710	47/1.6	50-1	7	16	3	11	105/3.5
2017-18	5-0	110/22.0	9-27	.333	1-11	.091	1-2	.500	20/4.0	7-0	5	4	2	0	20/4.0
Totals	35-1	502/14.3	45-95	.474	12-38	.316	23-33	.697	67/1.9	57-1	12	20	5	11	125/3.6

# 3 XAVIAN STAPLETON



Junior | Guard

6-6 | 210

Flora, MS

Louisiana Tech

## Season Highs

**Points:** 7, Jacksonville State (11-26-17)  
**FGM:** 3, Jacksonville State (11-26-17)  
**FGA:** 8, Jacksonville State (11-26-17)  
**3FGM:** 1, Jacksonville State (11-26-17)  
**3FGA:** 2, Jacksonville State (11-26-17)  
**FTM:**  
**FTA:**  
**Rebounds:** 3, North Dakota State (11-30-17)  
**Assists:** 1, Jacksonville State (11-26-17)  
**Blocks:** 1, North Dakota State (11-30-17)  
**Steals:** 3, North Dakota State (11-30-17)  
**Minutes:** 20, North Dakota State (11-30-17)

## Career Highs

**Points:** 14, 2x, last vs LSU (3-4-17)  
**FGM:** 6, 2x, last vs LSU (3-4-17)  
**FGA:** 13, Tennessee (2-4-17)  
**3FGM:** 2, 2x, last vs LSU (3-4-17)  
**3FGA:** 4, Kentucky (1-17-17)  
**FTM:** 6, Arkansas (1-10-17)  
**FTA:** 7, Arkansas (1-10-17)  
**Rebounds:** 11, Tennessee (2-4-17)  
**Assists:** 1, 6x, last vs Jacksonville St. (11-26-17)  
**Blocks:** 2, Ole Miss (2-21-17)  
**Steals:** 4, Tennessee (2-4-17)  
**Minutes:** 28, South Carolina (2-11-17)

## 2017-18 Game-By-Game

Opponent	MIN	FG	Pct.	3FG	Pct.	FT	Pct.	O-D-R	PF	A	TO	B	S	PTS
N10 Alabama State	*	5	0-0	.000	0-0	.000	0-0	.000	0-1-1	0	0	0	0	2
N18 Florida A&M	-DNP-													
N20 Green Bay	-DNP-													
N22 Stephen F. Austin	-DNP-													
N26 Jacksonville State	15	3-8	.375	1-2	.500	0-0	.000	2-0-2	1	1	1	0	0	7
N30 North Dakota State	20	2-6	.333	0-1	.000	0-0	.000	1-2-3	2	0	1	1	3	4
D3 Dayton														
D9 North Georgia														
D12 Cincinnati														
D16 UT Martin														
D20 Little Rock														
D23 Southern Miss														
D30 North Florida														
J2 Arkansas														
J6 Ole Miss														
J10 Florida														
J13 Auburn														
J16 Vanderbilt														
J20 Alabama														
J23 Kentucky														
J27 Missouri														
J31 South Carolina														
F3 Georgia														
F6 Alabama														
F10 Missouri														
F14 Vanderbilt														
F17 Ole Miss														
F20 Texas A&M														
F24 South Carolina														
F27 Tennessee														
M3 LSU														

## Stapleton's Notes . . .

-Due to a sprained left knee, was limited to just 5 minutes against Alabama State.

-Missed the last three games due to a knee sprain.

## CAREER STATS FOR XAVIAN STAPLETON

Year	GP-GS	Min/Avg	FG-FGA	Pct	3FM-3GA	Pct	FT-FTA	Pct	Rebs	PF-D	Ast	TO	Blk	Stl	Pts/Avg
2016-17	23-5	385/16.7	59-129	.457	18-54	.333	28-44	.636	66/2.9	66-4	7	21	10	22	164/7.1
2017-18	3-1	40/13.3	5-14	.357	1-3	.333	0-0	.000	6/2.0	3-0	1	2	1	5	11/3.7
Totals	26-6	425/16.3	64-143	.448	19-57	.333	28-44	.636	72/2.8	69-4	8	23	11	27	175/6.7

# 5 MITCHELL STORM



Sophomore | Forward

6-7 | 202

Madison, Miss.

East Mississippi CC

## Season Highs

Points:

FGM:

FGA: 2, Alabama State (11-10-17)

3FGM:

3FGA:

FTM:

FTA:

Rebounds: 3, Alabama State (11-10-17)

Assists:

Blocks:

Steals:

Minutes: 4, Alabama State (11-10-17)

## Storm's Notes . . .

-Made his MSU debut against Alabama State and had 3 rebounds.

-Also played 3 minutes against Florida A&M and 2 against North Dakota State.

## 2017-18 Game-By-Game

Opponent	MIN	FG	Pct.	3FG	Pct.	FT	Pct.	O-D-R	PF	A	TO	B	S	PTS
N10 Alabama State	4	0-2	.000	0-0	.000	0-0	.000	1-2-3	1	0	0	0	0	0
N18 Florida A&M	3	0-0	.000	0-0	.000	0-0	.000	0-1-1	0	0	0	0	0	0
N20 Green Bay	-DNP-													
N22 Stephen F. Austin	-DNP-													
N26 Jacksonville State	-DNP-													
N30 North Dakota State	2	0-0	.000	0-0	.000	0-0	.000	0-0-0	0	0	0	0	0	0
D3 Dayton														
D9 North Georgia														
D12 Cincinnati														
D16 UT Martin														
D20 Little Rock														
D23 Southern Miss														
D30 North Florida														
J2 Arkansas														
J6 Ole Miss														
J10 Florida														
J13 Auburn														
J16 Vanderbilt														
J20 Alabama														
J23 Kentucky														
J27 Missouri														
J31 South Carolina														
F3 Georgia														
F6 Alabama														
F10 Missouri														
F14 Vanderbilt														
F17 Ole Miss														
F20 Texas A&M														
F24 South Carolina														
F27 Tennessee														
M3 LSU														

## CAREER STATS FOR MITCHELL STORM

Year	GP-GS	Min/Avg	FG-FGA	Pct	3FM-3GA	Pct	FT-FTA	Pct	Rebs	PF-D	Ast	TO	Blk	Stl	Pts/Avg
2017-18	3-0	9/3.0	0-2	.000	0-0	.000	0-0	.000	4-2.0	1-0	0	0	0	0	0/0.0

# 10 TATE CLAYTON



Freshman | Gaurd

6-2 | 170

Tupelo, Miss.

Tupelo HS

## Season Highs

Points:  
FGM:  
FGA:  
3FGM:  
3FGA:  
FTM:  
FTA:  
Rebounds:  
Assists:  
Blocks:  
Steals:  
Minutes: 2, twice, last vs. Florida A&M (11-18-17)

## Clayton's Notes . . .

-Made collegiate debut against Alabama State.

-Also played against Florida A&M.

## 2017-18 Game-By-Game

Opponent	MIN	FG	Pct.	3FG	Pct.	FT	Pct.	O-D-R	PF	A	TO	B	S	PTS
N10 Alabama State	2	0-0	.000	0-0	.000	0-0	.000	0-0-0	0	0	0	0	0	0
N18 Florida A&M	2	0-0	.000	0-0	.000	0-0	.000	0-0-0	0	0	0	0	0	0
N20 Green Bay	-DNP-													
N22 Stephen F. Austin	-DNP-													
N26 Jacksonville State	-DNP-													
N30 North Dakota State	-DNP-													
D3 Dayton														
D9 North Georgia														
D12 Cincinnati														
D16 UT Martin														
D20 Little Rock														
D23 Southern Miss														
D30 North Florida														
J2 Arkansas														
J6 Ole Miss														
J10 Florida														
J13 Auburn														
J16 Vanderbilt														
J20 Alabama														
J23 Kentucky														
J27 Missouri														
J31 South Carolina														
F3 Georgia														
F6 Alabama														
F10 Missouri														
F14 Vanderbilt														
F17 Ole Miss														
F20 Texas A&M														
F24 South Carolina														
F27 Tennessee														
M3 LSU														

## CAREER STATS FOR TATE CLAYTON

Year	GP-GS	Min/Avg	FG-FGA	Pct	3FM-3GA	Pct	FT-FTA	Pct	Rebs	PF-D	Asst	TO	Blk	Stl	Pts/Avg
2017-18	2-0	4/2.0	0-0	.000	0-0	.000	0-0	.000	0-0.0	0-0	0	0	0	0	0/0.0

# 11 QUINNDARY WEATHERSPOON



**Junior | Guard**

**6-4 | 205**

**Canton, MS**

**Velma Jackson HS**

## Season Highs

**Points:** 20, Stephen F. Austin (11-22-17)  
**FGM:** 8, Alabama State (11-10-17)  
**FGA:** 11, Jacksonville State (11-26-17)  
**3FGM:** 1, 4x, last vs. North Dakota St. (11-30-17)  
**3FGA:** 5, Green Bay (11-18-17)  
**FTM:** 11, Stephen F. Austin (11-22-17)  
**FTA:** 14, Stephen F. Austin (11-22-17)  
**Rebounds:** 8, Alabama State (11-10-17)  
**Assists:** 10, North Dakota State (11-30-17)  
**Blocks:** 1, twice, last vs. Florida A&M (11-18-17)  
**Steals:** 2, twice, last vs. SF Austin (11-22-17)  
**Minutes:** 35, Jacksonville State (11-26-17)

## Career Highs

**Points:** 29, Missouri (1-25-17)  
**FGM:** 11, Missouri (1-25-17)  
**FGA:** 18, UCF (11-17-16)  
**3FGM:** 6, Arkansas (1-10-17)  
**3FGA:** 8, 3x, last vs (UMKC 12-29-16)  
**FTM:** 11, Stephen F. Austin (11-22-17)  
**FTA:** 14, Stephen F. Austin (11-22-17)  
**Rebounds:** 14, Missouri (1-30-16)  
**Assists:** 10, North Dakota State (11-30-17)  
**Blocks:** 2, 3x, last vs LSU (1-7-17)  
**Steals:** 4, 3x, last vs Georgia State (12-4-16)  
**Minutes:** 41, Alabama (2-2-16)

## 2017-18 Game-By-Game

Opponent		MIN	FG	Pct.	3FG	Pct.	FT	Pct.	O-D-R	PF	A	TO	B	S	PTS
N10 Alabama State	*	22	8-9	.889	0-1	.000	1-3	.333	0-8-8	3	1	3	1	2	17
N18 Florida A&M	*	31	5-9	.556	1-4	.250	1-2	.500	0-6-6	1	4	4	1	1	12
N20 Green Bay	*	28	1-8	.125	0-5	.000	0-0	.000	0-3-3	2	4	2	0	1	2
N22 Stephen F. Austin	*	34	4-8	.500	1-4	.250	11-14	.786	2-5-7	3	6	1	0	2	20
N26 Jacksonville State	*	35	6-11	.545	1-3	.333	0-0	.000	1-4-5	2	4	4	0	0	13
N30 North Dakota State	*	26	4-9	.444	1-3	.333	0-2	.000	1-3-4	1	10	0	0	0	9
D3 Dayton															
D9 North Georgia															
D12 Cincinnati															
D16 UT Martin															
D20 Little Rock															
D23 Southern Miss															
D30 North Florida															
J2 Arkansas															
J6 Ole Miss															
J10 Florida															
J13 Auburn															
J16 Vanderbilt															
J20 Alabama															
J23 Kentucky															
J27 Missouri															
J31 South Carolina															
F3 Georgia															
F6 Alabama															
F10 Missouri															
F14 Vanderbilt															
F17 Ole Miss															
F20 Texas A&M															
F24 South Carolina															
F27 Tennessee															
M3 LSU															

## Weatherspoon's Notes . . .

-Named first-team All-SEC by the league coaches on Friday after being named second-team by the media back in October.

-Is MSU's leading, returning scorer.

-Had 17 points against Alabama State in season opener.

-Surpassed 100-career assists vs. Florida A&M and had career-high 6 vs. Stephen F. Austin.

-Had 20 points vs. Stephen F. Austin.

-Had game-winning 3-pointer with .7 seconds left vs. Jacksonville State.

-Now 78 points shy of 1,000.

## CAREER STATS FOR QUINNDARY WEATHERSPOON

Year	GP-GS	Min/Avg	FG-FGA	Pct	3FM-3GA	Pct	FT-FTA	Pct	Rebs	PF-D	Asst	TO	Blk	Stl	Pts/Avg
2015-16	31-17	836/27.0	133-297	.448	43-109	.394	62-77	.805	146-4.7	75-1	43	45	16	42	371/12.0
2016-17	29-29	926/31.9	173-369	.469	47-126	.373	85-111	.766	148-5.1	68-1	53	64	8	50	478/16.5
2017-18	6-6	176/29.3	28-54	.519	4-20	.200	13-21	.619	33-5.5	12-0	29	14	2	6	73/12.2
Totals	66-52	1938/29.4	334-720	.464	94-255	.369	160-209	.766	327-5.0	155-2	125	123	26	98	922/14.0

# 12 DREW DAVIS



Senior | Guard

5-10 | 165

Atlanta, GA

Fort Walton Beach HS

## Season Highs

**Points:** 2, North Dakota State (11-30-17)  
**FGM:** 1, North Dakota State (11-30-17)  
**FGA:** 2, Florida A&M (11-18-17)  
**3FGM:**  
**3FGA:** 1, twice, last vs. Florida A&M (11-18-17)  
**FTM:** 1, Alabama State (11-10-17)  
**FTA:** 2, Alabama State (11-10-17)  
**Rebounds:**  
**Assists:** 1, Alabama State (11-10-17)  
**Blocks:**  
**Steals:**  
**Minutes:** 3, Florida A&M (11-18-17)

## Career Highs

**Points:** 6, Southern Miss (12-19-16)  
**FGM:** 2, Southern Miss (12-19-16)  
**FGA:** 1, Oregon State (12-1-16)  
**3FGM:** 2, Southern Miss (12-19-16)  
**3FGA:** 2, Southern Miss (12-19-16)  
**FTM:** 1, Alabama State (11-10-17)  
**FTA:** 2, Alabama State (11-10-17)  
**Rebounds:** 1, Missouri (1-25-17)  
**Assists:** 1, 3x, last vs. Alabama St. (11-10-17)  
**Blocks:**  
**Steals:**  
**Minutes:** 5, Southern Miss (12-19-16)

## 2017-18 Game-By-Game

Opponent	MIN	FG	Pct.	3FG	Pct.	FT	Pct.	O-D-R	PF	A	TO	B	S	PTS
N10 Alabama State	2	0-1	.000	0-1	.000	1-2	.500	0-0-0	0	1	0	0	0	1
N18 Florida A&M	3	0-2	.000	0-1	.000	0-0	.000	0-0-0	1	0	0	0	0	0
N20 Green Bay	-DNP-													
N22 Stephen F. Austin	-DNP-													
N26 Jacksonville State	-DNP-													
N30 North Dakota State	1	1-1	1.000	0-0	.000	0-0	.000	0-0-0	0	0	0	0	0	2
D3 Dayton														
D9 North Georgia														
D12 Cincinnati														
D16 UT Martin														
D20 Little Rock														
D23 Southern Miss														
D30 North Florida														
J2 Arkansas														
J6 Ole Miss														
J10 Florida														
J13 Auburn														
J16 Vanderbilt														
J20 Alabama														
J23 Kentucky														
J27 Missouri														
J31 South Carolina														
F3 Georgia														
F6 Alabama														
F10 Missouri														
F14 Vanderbilt														
F17 Ole Miss														
F20 Texas A&M														
F24 South Carolina														
F27 Tennessee														
M3 LSU														

## Davis' Notes . . .

-Played 2 minutes against Alabama State and made his first-career FT.

-Also saw action vs. Florida A&M.

-Made first field goal against North Dakota State and finished with 2 points.

## CAREER STATS FOR DREW DAVIS

Year	GP-GS	Min/Avg	FG-FGA	Pct	3FM-3GA	Pct	FT-FTA	Pct	Rebs	PF-D	Asst	TO	Blk	Stl	Pts/Avg
2016-17	6-0	12/2.0	4-8	.500	3-4	.750	0-0	.000	1-0.2	0-0	2	2	0	1	11/1.8
2017-18	3-0	6/2.0	1-4	.250	0-2	.000	1-2	.500	0-0.0	1-0	1	0	0	0	3/1.0
Totals	9-0	18/2.0	5-12	.417	3-6	.500	1-2	.500	1-0.1	1-0	3	2	0	1	14/1.6

# 13 NICK SINGLETON



**Junior | Guard**

**6-5 | 195**

**Decatur, GA**

**Kennesaw State**

## Season Highs

**Points:** 4, Florida A&M (11-18-17)  
**FGM:** 2, Florida A&M (11-18-17)  
**FGA:** 3, Florida A&M (11-18-17)  
**3FGM:** 1, Alabama State (11-10-17)  
**3FGA:** 2, Alabama State (11-10-17)  
**FTM:**  
**FTA:**  
**Rebounds:** 1, Alabama State (11-10-17)  
**Assists:** 1, Florida A&M (11-18-17)  
**Blocks:**  
**Steals:**  
**Minutes:** 5, twice, last vs. Florida A&M (11-18-17)

## Career Highs

**Points:** 5, NWST (11-28-16)  
**FGM:** 2, twice, last vs. Florida A&M (11-18-17)  
**FGA:** 4, NWST (11-28-16)  
**3FGM:** 1, 3x, last vs. Florida A&M (11-18-17)  
**3FGA:** 2, twice, last vs. Ala. St. (11-10-17)  
**FTM:**  
**FTA:**  
**Rebounds:** 2, UCF (11-17-16)  
**Assists:** 1, 3x, last vs. Florida A&M (11-18-17)  
**Blocks:**  
**Steals:** 1, NWST (11-28-16)  
**Minutes:** 13, NWST (11-28-16)

## 2017-18 Game-By-Game

Opponent	MIN	FG	Pct.	3FG	Pct.	FT	Pct.	O-D-R	PF	A	TO	B	S	PTS
N10 Alabama State	5	1-2	.500	1-2	.500	0-0	.000	0-1-1	0	0	0	0	0	3
N18 Florida A&M	5	2-3	.667	0-1	.000	0-0	.000	0-0-0	0	1	0	0	0	4
N20 Green Bay	-DNP-													
N22 Stephen F. Austin	-DNP-													
N26 Jacksonville State	-DNP-													
N30 North Dakota State	2	1-1	1.000	0-0	.000	0-0	.000	0-0-0	0	0	0	0	0	2
D3 Dayton														
D9 North Georgia														
D12 Cincinnati														
D16 UT Martin														
D20 Little Rock														
D23 Southern Miss														
D30 North Florida														
J2 Arkansas														
J6 Ole Miss														
J10 Florida														
J13 Auburn														
J16 Vanderbilt														
J20 Alabama														
J23 Kentucky														
J27 Missouri														
J31 South Carolina														
F3 Georgia														
F6 Alabama														
F10 Missouri														
F14 Vanderbilt														
F17 Ole Miss														
F20 Texas A&M														
F24 South Carolina														
F27 Tennessee														
M3 LSU														

## Singleton's Notes . . .

-Made a 3-pointer in season opener vs. Alabama State.

-Also saw action against Florida A&M before having 2 points against North Dakota State.

## CAREER STATS FOR NICK SINGLETON

Year	GP-GS	Min/Avg	FG-FGA	Pct	3FM-3GA	Pct	FT-FTA	Pct	Rebs	PF-D	Ast	TO	Blk	Stl	Pts/Avg
2016-17	7-0	27/3.8	2-7	.286	1-4	.250	0-0	.000	4-0.6	3-0	2	1	1	1	5/0.7
2017-18	3-0	12/4.0	4-6	.667	1-3	.333	0-0	.000	1-0.5	0-0	1	0	0	0	9/3.0
Totals	10-0	39/3.9	6-13	.462	2-7	.286	0-0	.000	5-0.5	3-0	3	1	1	1	14/1.4

## 15 T.J. GRAY



Sophomore | Gaurd

6-0 | 170

Columbus, Miss.

Columbus HS

## Season Highs

**Points:** 3, Florida A&M (11-18-17)  
**FGM:** 1, Florida A&M (11-18-17)  
**FGA:** 1, Florida A&M (11-18-17)  
**3FGM:** 1, Florida A&M (11-18-17)  
**3FGA:** 1, Florida A&M (11-18-17)  
**FTM:**  
**FTA:**  
**Rebounds:**  
**Assists:**  
**Blocks:**  
**Steals:**  
**Minutes:** 3, Florida A&M (11-18-17)

## Gray's Notes . . .

-Made his collegiate debut against Alabama State.

-Scored first collegiate points on a 3 against Florida A&M.

## 2017-18 Game-By-Game

Opponent	MIN	FG	Pct.	3FG	Pct.	FT	Pct.	O-D-R	PF	A	TO	B	S	PTS
N10 Alabama State	2	0-0	.000	0-0	.000	0-0	.000	0-0-0	1	0	0	0	0	0
N18 Florida A&M	3	1-1	1.000	1-1	1.000	0-0	.000	0-0-0	1	0	1	0	0	3
N20 Green Bay	-DNP-													
N22 Stephen F. Austin	-DNP-													
N26 Jacksonville State	-DNP-													
N30 North Dakota State	-DNP-													
D3 Dayton														
D9 North Georgia														
D12 Cincinnati														
D16 UT Martin														
D20 Little Rock														
D23 Southern Miss														
D30 North Florida														
J2 Arkansas														
J6 Ole Miss														
J10 Florida														
J13 Auburn														
J16 Vanderbilt														
J20 Alabama														
J23 Kentucky														
J27 Missouri														
J31 South Carolina														
F3 Georgia														
F6 Alabama														
F10 Missouri														
F14 Vanderbilt														
F17 Ole Miss														
F20 Texas A&M														
F24 South Carolina														
F27 Tennessee														
M3 LSU														

## CAREER STATS FOR T.J. GRAY

Year	GP-GS	Min/Avg	FG-FGA	Pct	3FM-3GA	Pct	FT-FTA	Pct	Rebs	PF-D	Ast	TO	Blk	Stl	Pts/Avg
2017-18	2-0	5/2.5	1-1	1.000	1-1	1.000	0-0	.000	0-0.0	2-0	0	1	0	0	3/1.5

# 22 KESHAWN FEAZELL



**Freshman | Forward**

**6-8 | 230**

**New Hebron, MS**

**Lawrence County HS**

## Season Highs

**Points:** 2, twice, last vs. Green Bay (11-20-17)  
**FGM:** 1, twice, last vs. Green Bay (11-20-17)  
**FGA:** 3, Green Bay (11-20-17)  
**3FGM:**  
**3FGA:** 1, twice, last vs. Jacksonville St. (11-26-17)  
**FTM:**  
**FTA:** 2, North Dakota State (11-30-17)  
**Rebounds:** 5, Florida A&M (11-18-20)  
**Assists:** 1, Jacksonville State (11-26-17)  
**Blocks:**  
**Steals:**  
**Minutes:** 12, North Dakota State (11-30-17)

## Feazell's Notes . . .

-Missed the season opener due to a foot injury.

-Made collegiate debut against Florida A&M and had two points.

## 2017-18 Game-By-Game

Opponent	MIN	FG	Pct.	3FG	Pct.	FT	Pct.	O-D-R	PF	A	TO	B	S	PTS
N10 Alabama State	-DNP-													
N18 Florida A&M	7	1-2	.500	0-1	.500	0-0	.000	1-4-5	1	0	1	0	0	2
N20 Green Bay	7	1-3	.333	0-0	.000	0-0	.000	0-1-1	1	0	1	0	0	2
N22 Stephen F. Austin	-DNP-													
N26 Jacksonville State	5	0-1	.000	0-1	.000	0-0	.000	0-0-0	0	1	0	0	0	0
N30 North Dakota State	12	0-1	.000	0-0	.000	0-2	.000	0-3-3	1	0	0	0	0	0
D3 Dayton														
D9 North Georgia														
D12 Cincinnati														
D16 UT Martin														
D20 Little Rock														
D23 Southern Miss														
D30 North Florida														
J2 Arkansas														
J6 Ole Miss														
J10 Florida														
J13 Auburn														
J16 Vanderbilt														
J20 Alabama														
J23 Kentucky														
J27 Missouri														
J31 South Carolina														
F3 Georgia														
F6 Alabama														
F10 Missouri														
F14 Vanderbilt														
F17 Ole Miss														
F20 Texas A&M														
F24 South Carolina														
F27 Tennessee														
M3 LSU														

## CAREER STATS FOR KESHAWN FEAZELL

Year	GP-GS	Min/Avg	FG-FGA	Pct	3FM-3GA	Pct	FT-FTA	Pct	Rebs	PF-D	Ast	TO	Blk	Stl	Pts/Avg
2017-18	4-0	31/7.8	2-7	.286	0-2	.000	0-2	.000	9-2.3	3	1	2	0	0	4/1.0

# 23 TYSON CARTER



**Sophomore | Guard**

**6-4 | 165**

**Starkville, MS**

**Starkville HS**

## Season Highs

**Points:** 35, North Dakota State (11-30-17)  
**FGM:** 12, North Dakota State (11-30-17)  
**FGA:** 17, North Dakota State (11-30-17)  
**3FGM:** 6, North Dakota State (11-30-17)  
**3FGA:** 10, North Dakota State (11-30-17)  
**FTM:** 6, Stephen F. Austin (11-22-17)  
**FTA:** 7, Stephen F. Austin (11-22-17)  
**Rbs:** 6, 3x, last vs. North Dakota St. (11-30-17)  
**Assists:** 3, Stephen F. Austin (11-22-17)  
**Blocks:**  
**Steals:** 2, last vs. North Dakota St. (11-30-17)  
**Minutes:** 32, twice, last vs. NDSU (11-30-17)

## Career Highs

**Points:** 35, North Dakota State (11-30-17)  
**FGM:** 12, North Dakota State (11-30-17)  
**FGA:** 17, North Dakota State (11-30-17)  
**3FGM:** 6, North Dakota State (11-30-17)  
**3FGA:** 10, 3x, last vs N. Dakota St. (11-30-17)  
**FTM:** 6, twice, last vs. SF Austin (11-22-17)  
**FTA:** 7, Stephen F. Austin (11-22-17)  
**Rbs:** 6, 3x, last vs. North Dakota St. (11-30-17)  
**Assists:** 3, Stephen F. Austin (11-22-17)  
**Blocks:** 1, 3x, last vs South Carolina (2-11-17)  
**Steals:** 2, 4x, last vs. NDSU (11-30-17)  
**Minutes:** 37, NWST (11-28-16)

## 2017-18 Game-By-Game

Opponent	MIN	FG	Pct.	3FG	Pct.	FT	Pct.	O-D-R	PF	A	TO	B	S	PTS
N10 Alabama State	27	3-6	.500	2-3	.667	3-4	.750	1-0-1	0	2	2	0	1	11
N18 Florida A&M	23	4-10	.400	2-5	.400	0-0	.000	0-0-0	0	2	0	0	1	10
N20 Green Bay	19	2-6	.333	0-4	.000	2-2	1.000	0-0-0	1	0	0	0	0	6
N22 Stephen F. Austin *	32	9-14	.643	1-6	.167	6-7	.857	1-5-6	2	3	5	0	1	25
N26 Jacksonville State *	29	1-7	.143	1-7	.143	0-0	.000	1-5-6	0	2	1	0	1	3
N30 North Dakota State *	32	12-17	.706	6-10	.600	5-5	1.000	0-6-6	1	1	1	0	2	35
D3 Dayton														
D9 North Georgia														
D12 Cincinnati														
D16 UT Martin														
D20 Little Rock														
D23 Southern Miss														
D30 North Florida														
J2 Arkansas														
J6 Ole Miss														
J10 Florida														
J13 Auburn														
J16 Vanderbilt														
J20 Alabama														
J23 Kentucky														
J27 Missouri														
J31 South Carolina														
F3 Georgia														
F6 Alabama														
F10 Missouri														
F14 Vanderbilt														
F17 Ole Miss														
F20 Texas A&M														
F24 South Carolina														
F27 Tennessee														
M3 LSU														

## Carter's Notes . . .

-Came off the bench and scored 11 points against Alabama State.

-Also scored in double-digits against Florida A&M (10).

-25 points, 6 rebounds vs. Stephen F. Austin.

-Career-high 35 points and 6 rebounds vs. North Dakota State.

## CAREER STATS FOR TYSON CARTER

Year	GP-GS	Min/Avg	FG-FGA	Pct	3FM-3GA	Pct	FT-FTA	Pct	Rebs	PF-D	Ast	TO	Blk	Stl	Pts/Avg
2016-17	32-12	646/20.2	84-211	.398	44-122	.361	27-33	.818	55-1.7	45-0	22	14	4	23	239/7.5
2017-18	6-3	162/27.0	31-60	.517	12-35	.343	16-18	.889	19-3.2	4-0	10	9	0	6	90/15.0
<b>Totals</b>	<b>38-15</b>	<b>808/21.3</b>	<b>115-271</b>	<b>.424</b>	<b>56-157</b>	<b>.357</b>	<b>43-52</b>	<b>.843</b>	<b>74-1.9</b>	<b>49-0</b>	<b>32</b>	<b>23</b>	<b>4</b>	<b>29</b>	<b>329/8.7</b>

# 24 ABDUL ADO



**Freshman | Forward**

**6-11 | 250**

**Lagos, Nigeria**

**Hamilton Heights HS**

## Season Highs

**Points:** 12, twice, last vs. Green Bay (11-20-17)  
**FGM:** 6, Florida A&M (11-18-17)  
**FGA:** 8, Green Bay (11-20-17)  
**3FGM:**  
**3FGA:**  
**FTM:** 4, Green Bay (11-20-17)  
**FTA:** 5, Green Bay (11-20-17)  
**Rebounds:** 11, Green Bay (11-20-17)  
**Assists:** 5, Stephen F. Austin (11-22-17)  
**Blocks:** 3, Florida A&M (11-18-17)  
**Steals:** 1, 4x, last vs. Jacksonville State (11-26-17)  
**Minutes:** 33, Jacksonville State (11-26-17)

## Ado's Notes . . .

-Missed the season opener due to a quad injury.

-Made collegiate debut against Florida A&M and responded with 12 points.

-Earned first double-double against Green Bay with 12 points, 11 boards.

-Career-high 5 blocks vs. Stephen F. Austin.

## 2017-18 Game-By-Game

Opponent	MIN	FG	Pct.	3FG	Pct.	FT	Pct.	O-D-R	PF	A	TO	B	S	PTS
N10 Alabama State	-DNP-													
N18 Florida A&M	*	23	6-7	.857	0-0	.000	0-0	.000	3-4-7	1	0	3	3	12
N20 Green Bay	*	24	4-8	.500	0-0	.000	4-5	.800	6-5-11	4	1	2	2	12
N22 Stephen F. Austin	*	28	2-2	1.000	0-0	.000	0-2	.000	0-4-4	0	0	6	5	4
N26 Jacksonville State	*	33	4-6	.667	0-0	.000	1-4	.250	3-5-8	3	0	4	3	9
N30 North Dakota State	*	14	2-2	1.000	0-0	.000	1-1	1.000	0-4-4	5	0	4	0	5
D3 Dayton														
D9 North Georgia														
D12 Cincinnati														
D16 UT Martin														
D20 Little Rock														
D23 Southern Miss														
D30 North Florida														
J2 Arkansas														
J6 Ole Miss														
J10 Florida														
J13 Auburn														
J16 Vanderbilt														
J20 Alabama														
J23 Kentucky														
J27 Missouri														
J31 South Carolina														
F3 Georgia														
F6 Alabama														
F10 Missouri														
F14 Vanderbilt														
F17 Ole Miss														
F20 Texas A&M														
F24 South Carolina														
F27 Tennessee														
M3 LSU														

## CAREER STATS FOR ABDUL ADO

Year	GP-GS	Min/Avg	FG-FGA	Pct	3FM-3GA	Pct	FT-FTA	Pct	Rebs	PF-D	Asst	TO	Blk	Stl	Pts/Avg
2017-18	5-5	122/24.4	18-25	.720	0-0	.000	6-12	.500	34/6.8	13-1	1	19	13	6	42/8.4

## 34 SCHNIDER HERARD



Sophomore | Center

6-10 | 260

Port-au-Prince, Haiti

Prestonwood Christian HS

## Season Highs

Points: 5, Alabama State (11-10-17)  
 FGM: 2, Alabama State (11-10-17)  
 FGA: 5, Alabama State (11-10-17)  
 3FGM:  
 3FGA:  
 FTM: 12, North Dakota State (11-30-17)  
 FTA: 2, twice, last vs. N. Dakota St. (11-30-17)  
 Rebounds: 3, twice, last vs. NDSU (11-30-17)  
 Assists:  
 Blocks: 6, Florida A&M (11-18-20)  
 Steals:  
 Minutes: 14, Florida A&M (11-18-20)

## Career Highs

Points: 16, TAMU (1-14-17)  
 FGM: 5, 2x, last vs Alabama (1-28-17)  
 FGA: 7, TAMU (1-14-17)  
 3FGM:  
 3FGA:  
 FTM: 8, Tennessee (2-4-17)  
 FTA: 14, Tennessee (2-4-17)  
 Rebounds: 15, Tennessee (2-4-17)  
 Assists: 2, UTEP (11-20-16)  
 Blocks: 6, Florida A&M (11-18-20)  
 Steals: 1, 2x, last vs Auburn (2-7-17)  
 Minutes: 32, Tennessee (2-4-17)

## 2017-18 Game-By-Game

Opponent	MIN	FG	Pct.	3FG	Pct.	FT	Pct.	O-D-R	PF	A	TO	B	S	PTS
N10 Alabama State	13	2-5	.400	0-0	.000	1-2	.500	2-0-2	4	0	3	0	0	5
N18 Florida A&M	14	0-1	.000	0-0	.000	0-0	.000	0-1-1	0	0	3	6	0	0
N20 Green Bay	6	1-1	1.000	0-0	.000	0-1	.000	0-3-3	2	0	0	0	0	0
N22 Stephen F. Austin	6	0-0	.000	0-0	.000	0-0	.000	0-2-2	0	0	0	0	0	0
N26 Jacksonville State	4	1-2	.500	0-0	.000	0-0	.000	1-0-1	2	0	0	0	0	2
N30 North Dakota State	12	0-2	.000	0-0	.000	2-2	1.000	2-1-3	0	0	2	0	0	2
D3 Dayton														
D9 North Georgia														
D12 Cincinnati														
D16 UT Martin														
D20 Little Rock														
D23 Southern Miss														
D30 North Florida														
J2 Arkansas														
J6 Ole Miss														
J10 Florida														
J13 Auburn														
J16 Vanderbilt														
J20 Alabama														
J23 Kentucky														
J27 Missouri														
J31 South Carolina														
F3 Georgia														
F6 Alabama														
F10 Missouri														
F14 Vanderbilt														
F17 Ole Miss														
F20 Texas A&M														
F24 South Carolina														
F27 Tennessee														
M3 LSU														

## Herard's Notes . . .

-Came off the bench and had 5 points against Alabama State in season opener.

-Career-high 6 blockes shots against Florida A&M.

## CAREER STATS FOR SCHNIDER HERARD

Year	GP-GS	Min/Avg	FG-FGA	Pct	3FM-3GA	Pct	FT-FTA	Pct	Rebs	PF-D	Ast	TO	Blk	Stl	Pts/Avg
2016-17	32-19	595/18.6	56-102	.549	0-0	.000	51-103	.495	159-5.0	68-1	7	48	8	3	163/5.1
2017-18	6-0	55/9.2	4-11	.364	0-0	.000	3-5	.600	12-2.0	8-0	0	8	6	0	11/1.8
Totals	38-19	650/17.1	60-113	.531	0-0	.000	54-108	.500	171-4.5	76-1	7	56	14	3	174/4.6

# 35 ARIC HOLMAN



**Junior | Forward**

**6-10 | 225**

**Owensboro, KY**

**Owensboro HS**

## Season Highs

**Points:** 18, Alabama State (11-10-17)  
**FGM:** 6, Alabama State (11-10-17)  
**FGA:** 11, Alabama State (11-10-17)  
**3FGM:** 2, twice, last vs. N. Dakota St. (11-30-17)  
**3FGA:** 4, Alabama State (11-10-17)  
**FTM:** 4, Alabama State (11-10-17)  
**FTA:** 5, Alabama State (11-10-17)  
**Rebounds:** 11, Alabama State (11-10-17)  
**Assists:** 3, Stephen F. Austin (11-22-17)  
**Blocks:** 3, Stephen F. Austin (11-22-17)  
**Steals:** 1, twice, last vs. Florida A&M (11-18-17)  
**Minutes:** 24, Stephen F. Austin (11-22-17))

## Career Highs

**Points:** 18, twice, last vs. Ala. St. (11-10-17)  
**FGM:** 8, UTEP (11-20-16)  
**FGA:** 13, Boise State (11-18-16)  
**3FGM:** 2, twice, last vs. NDSU (11-30-17)  
**3FGA:** 4, twice, last vs. NDSU (11-30-17)  
**FTM:** 7, LSU (1-7-17)  
**FTA:** 9, LSU (1-7-17)  
**Rebounds:** 11, 3x, last vs. Alabama State (11-10-17)  
**Assists:** 4, Arkansas (2-9-16)  
**Blocks:** 5, twice, last vs. NWST (11-28-16)  
**Steals:** 2, 3x, last vs. Oregon State (12-1-16)  
**Minutes:** 33, TAMU (1-14-17)

## 2017-18 Game-By-Game

Opponent	MIN	FG	Pct.	3FG	Pct.	FT	Pct.	O-D-R	PF	A	TO	B	S	PTS
N10 Alabama State	21	6-11	.545	2-4	.500	4-5	.800	3-8-11	1	0	1	0	1	18
N18 Florida A&M	* 18	2-2	1.000	1-1	1.000	0-0	.000	2-4-6	1	0	2	2	1	5
N20 Green Bay	* 23	5-7	.714	1-2	.500	2-3	.667	1-4-5	3	1	1	0	0	13
N22 Stephen F. Austin	* 24	3-3	1.000	1-1	1.000	3-3	1.000	1-6-7	3	2	3	3	0	10
N26 Jacksonville State	* 23	4-6	.667	0-1	.000	3-6	.500	2-4-6	2	0	1	2	0	11
N30 North Dakota State	* 23	4-7	.571	2-3	.667	2-4	.500	6-3-9	2	0	1	0	0	12
D3 Dayton														
D9 North Georgia														
D12 Cincinnati														
D16 UT Martin														
D20 Little Rock														
D23 Southern Miss														
D30 North Florida														
J2 Arkansas														
J6 Ole Miss														
J10 Florida														
J13 Auburn														
J16 Vanderbilt														
J20 Alabama														
J23 Kentucky														
J27 Missouri														
J31 South Carolina														
F3 Georgia														
F6 Alabama														
F10 Missouri														
F14 Vanderbilt														
F17 Ole Miss														
F20 Texas A&M														
F24 South Carolina														
F27 Tennessee														
M3 LSU														

## Holman's Notes . . .

-In season opener against Alabama, tied career highs with 18 points and 11 rebounds.

-Now has three double-doubles for his career.

-Scored in double-digits five of MSU's six games.

-Season-high 3 blocks vs. Stephen F. Austin and is now 4 show from cracking the Top 10 at MSU.

## CAREER STATS FOR ARIC HOLMAN

Year	GP-GS	Min/Avg	FG-FGA	Pct	3FM-3GA	Pct	FT-FTA	Pct	Rebs	PF-D	Ast	TO	Blk	Stl	Pts/Avg
2015-16	21-3	194/9.2	18-44	.409	2-13	.154	1-6	.167	39-1.9	37-2	8	16	14	2	39/1.9
2016-17	32-26	747/23.3	104-210	.495	12-49	.245	49-75	.653	193-6.0	79-4	20	54	64	21	269/8.4
2017-18	6-5	132/22.0	24-36	.667	7-12	.583	14-21	.667	44-7.3	12-0	3	9	7	2	69/11.5
Totals	59-34	1073/18.2	146-290	.503	21-74	.284	64-102	.627	276-4.7	128-6	31	79	85	25	377/6.4

## 45 E.J. DATCHER



Sophomore | Center

6-10 | 240

Hapersville, AL

Vincent HS

## Season Highs

**Points:** 11, Alabama State (11-10-17)  
**FGM:** 2, 3x, last vs. Stephen F. Austin (11-22-17)  
**FGA:** 4, twice, last vs. SFAustin (11-22-17)  
**3FGM:**  
**3FGA:**  
**FTM:** 9, Alabama State (11-10-17)  
**FTA:** 9, Alabama State (11-10-17)  
**Rebounds:** 6, Green Bay (11-20-20)  
**Assists:** 2, Florida A&M (11-18-20)  
**Blocks:** 3, Green Bay (11-20-17)  
**Steals:**  
**Minutes:** 19, Green Bay (11-20-17)

## Career Highs

**Points:** 11, Alabama State (11-10-17)  
**FGM:** 2, 4x, last vs. SF Austin (11-22-17)  
**FGA:** 4, 3x, last vs. SF Austin (11-22-17)  
**3FGM:**  
**3FGA:**  
**FTM:** 9, Alabama State (11-10-17)  
**FTA:** 9, Alabama State (11-10-17)  
**Rebounds:** 7, Norfolk State, (11-11-16)  
**Assists:** 2, Florida A&M (11-18-20)  
**Blocks:** 3, 3x, last vs Green Bay (11-20-17)  
**Steals:** 2, Kentucky (1-17-17)  
**Minutes:** 19, Green Bay (11-20-17)

## 2017-18 Game-By-Game

Opponent	MIN	FG	Pct.	3FG	Pct.	FT	Pct.	O-D-R	PF	A	TO	B	S	PTS
N10 Alabama State *	15	1-4	.250	0-0	.000	9-9	1.000	1-3-4	5	0	1	0	0	11
N18 Florida A&M	13	2-3	.667	0-0	.000	3-3	1.000	0-3-3	1	2	0	0	0	7
N20 Green Bay	19	2-2	1.000	0-0	.000	0-0	.000	0-6-6	1	0	1	3	0	4
N22 Stephen F. Austin	22	2-4	.500	0-0	.000	2-4	.500	2-1-3	4	0	0	0	0	6
N26 Jacksonville State	3	1-1	1.000	0-0	.000	0-0	.000	0-0-0	0	0	0	0	0	2
N30 North Dakota State	-DNP-													
D3 Dayton														
D9 North Georgia														
D12 Cincinnati														
D16 UT Martin														
D20 Little Rock														
D23 Southern Miss														
D30 North Florida														
J2 Arkansas														
J6 Ole Miss														
J10 Florida														
J13 Auburn														
J16 Vanderbilt														
J20 Alabama														
J23 Kentucky														
J27 Missouri														
J31 South Carolina														
F3 Georgia														
F6 Alabama														
F10 Missouri														
F14 Vanderbilt														
F17 Ole Miss														
F20 Texas A&M														
F24 South Carolina														
F27 Tennessee														
M3 LSU														

## Datcher's Notes . . .

-Earned his first-career start against Alabama State and responded with a career-high 11 points.

-Career-high 3 blocks against Green Bay.

-String of 14-straight made FTs ended against Stephen F. Austin.

-Missed North Dakota State game due to a foot injury suffered against Jacksonville State.

## CAREER STATS FOR E.J. DATCHER

Year	GP-GS	Min/Avg	FG-FGA	Pct	3FM-3GA	Pct	FT-FTA	Pct	Rebs	PF-D	Ast	TO	Blk	Stl	Pts/Avg
2016-17	31-0	228/7.4	13-32	.406	0-0	.000	5-9	.556	47-1.5	59-1	1	9	18	6	31/1.0
2017-18	5-1	72/14.4	8-14	.571	0-0	.000	14-16	.875	16-3.2	11-1	2	2	3	0	30/6.0
Totals	36-1	300/8.3	21-46	.457	0-0	.000	19-25	.760	63-1.8	70-2	3	11	21	6	61/1.7

## Exhibition — Oct. 22, 2017

Nebraska 78  
Mississippi State 63

Humphrey Coliseum • Starkville, MS

## Nebraska

Player	FG	3FG	FT	RB	PF	PT	A	Min
Copeland	f 2-10	0-6	0-0	7	3	4	0	26
Tshimanga	c 5-8	0-0	1-1	6	3	11	1	16
Watson	g 4-10	2-6	1-2	2	2	11	5	32
Taylor	g 3-5	1-2	2-3	3	3	9	3	28
Palmer	g 5-6	2-3	5-6	1	1	17	0	23
Okeke	2-2	0-0	0-0	3	4	4	0	11
McVeigh	2-6	2-5	2-2	3	1	8	2	20
Allen	0-1	0-0	0-0	0	0	0	0	5
Gill	2-5	1-2	1-1	0	1	6	3	14
Borchardt	2-3	0-0	0-0	2	1	4	0	9
<b>TOTALS</b>	<b>28-62</b>	<b>8-27</b>	<b>12-15</b>	<b>37</b>	<b>22</b>	<b>76</b>	<b>16</b>	<b>200</b>

## Mississippi State

Player	FG	3FG	FT	RB	PF	PT	A	Min
Holman	f 2-5	0-1	1-1	1	0	5	0	17
Herard	c 2-3	0-0	0-2	5	1	4	0	16
Peters	g 2-10	0-3	4-8	3	3	8	4	22
Stapleton	g 2-8	0-2	3-4	5	1	7	2	24
Q. W'spoon	g 4-13	0-3	1-2	5	2	9	1	25
N. W'spoon	0-2	0-0	2-3	4	4	2	2	19
Wright	4-5	0-1	2-2	4	1	10	2	25
Feazell	5-5	0-0	0-0	2	1	10	0	15
Carter	1-5	1-3	2-2	0	1	5	3	18
Datcher	6-8	0-0	0-0	6	4	12	0	19
<b>TOTALS</b>	<b>28-64</b>	<b>1-13</b>	<b>15-24</b>	<b>38</b>	<b>18</b>	<b>72</b>	<b>14</b>	<b>200</b>

Halftime: UN 48, MSU 32. FG%: 43.8%, UN 45.2%, 3FG%: MSU 7.7%, UN 29.6%, FT%: MSU 62.5%, UN 80.0%. Turnovers: MSU 11 (Feazell 3), UN 16 (Roby 5). Blocked Shots: MSU 8 (Herard 3), UN 5 (Five with 1). Steals: MSU 7 (Q. Weatherspoon 3), UN 3 (Three with 1). Officials: Patrick Evans, Hunter Allen, Erroll Lewis. Attendance: 2,900.

## Exhibition — Nov. 2, 2017

Mississippi State 87  
West Florida 62

Humphrey Coliseum • Starkville, MS

## West Florida

Player	FG	3FG	FT	RB	PF	PT	A	Min
Tidwell	f 2-7	0-1	3-6	6	3	7	1	25
Tucker	f 1-4	0-0	0-0	6	5	2	0	11
Cox	g 3-7	0-3	0-0	3	3	6	0	29
Deng	g 5-15	0-1	1-3	4	1	11	1	30
Thorpe	g 9-13	2-2	1-4	2	1	21	1	39
Jackson	1-7	1-5	2-4	3	2	5	0	21
Carter Jr.	0-0	0-0	1-2	0	1	1	0	5
Henderson	1-3	0-0	0-0	3	0	2	0	9
Flanagan	1-1	0-0	0-1	1	0	2	0	4
Ventoniemi	2-9	0-0	1-3	2	3	5	0	27
<b>TOTALS</b>	<b>28-62</b>	<b>8-27</b>	<b>12-15</b>	<b>37</b>	<b>22</b>	<b>76</b>	<b>16</b>	<b>200</b>

## Mississippi State

Player	FG	3FG	FT	RB	PF	PT	A	Min
Herard	c 0-0	0-0	2-2	4	5	2	0	12
Peters	g 4-10	3-7	0-0	2	2	11	6	24
Stapleton	g 4-5	1-2	1-1	2	3	10	0	20
Q. W'spoon	g 5-10	0-1	5-8	8	0	15	1	26
Carter	g 3-11	1-9	1-2	4	0	8	2	28
Wright	2-6	0-2	2-2	7	1	6	2	24
N. W'spoon	6-8	1-2	1-1	2	0	14	3	18
Storm	0-1	0-0	0-0	1	0	0	0	3
Clayton	0-1	0-1	0-0	1	0	0	0	2
Davis	0-0	0-0	0-0	1	0	0	0	2
T.J. Gray	0-0	0-0	0-0	0	0	0	0	2
Feazell	0-1	0-0	0-0	1	5	0	0	8
Holman	8-9	0-0	0-0	6	3	16	1	17
Datcher	2-4	0-0	1-1	7	5	5	0	16
<b>TOTALS</b>	<b>34-66</b>	<b>6-24</b>	<b>13-17</b>	<b>47</b>	<b>24</b>	<b>87</b>	<b>15</b>	<b>200</b>

Halftime: MSU 44, UWF 31. FG%: 51.5%, UWF 37.9%, 3FG%: MSU 25.0%, UWF 25.0%, FT%: MSU 76.5%, UWF 39.1%. Turnovers: MSU 19 (Datcher 4), UWF 16 (Tidwell, Thorpe 3). Blocked Shots: MSU 7 (Holman 3), UWF 0. Steals: MSU 8 (Q. Weatherspoon 4), UWF 5 (Jackson 2). Officials: Sean Casey, Nate Green, Ken Washington. Attendance: 1,711.

## Game 1 — Nov. 10, 2017

Mississippi State  
Alabama State

Humphrey Coliseum • Starkville, MS

## Alabama State

Player	FG	3FG	FT	RB	PF	PT	A	Min
Jones	f 7-11	0-0	2-2	6	2	16	0	33
Johnson	c 2-4	0-0	3-6	6	3	7	0	20
Davis	g 1-7	1-5	0-0	2	0	3	2	24
Ewuosho	g 3-6	1-2	1-2	5	3	8	2	23
Rogers	g 0-3	0-2	0-0	1	4	0	0	7
Johnson	0-3	0-1	0-0	1	0	0	0	3
Ross	6-11	5-8	0-1	2	2	17	1	24
Gee	1-5	0-2	1-2	1	4	3	0	16
Deneus	3-5	0-0	3-5	7	1	9	1	14
Pichardo	0-1	0-0	0-0	1	1	0	0	5
Wright	0-0	0-1	1-3	4	3	1	0	5
LeFlare	2-8	0-5	0-1	3	2	4	2	20
Rogers	0-2	0-0	0-0	0	1	0	0	6
<b>TOTALS</b>	<b>25-67</b>	<b>7-26</b>	<b>11-22</b>	<b>41</b>	<b>26</b>	<b>68</b>	<b>8</b>	<b>200</b>

## Mississippi State

Player	FG	3FG	FT	RB	PF	PT	A	Min
Stapleton	f 0-0	0-0	0-0	1	0	0	0	5
Datcher	c 1-4	0-0	9-9	4	5	11	0	15
N. W'spoon	g 3-8	1-1	4-4	3	0	11	3	25
Peters	g 2-8	0-5	3-4	4	1	7	7	29
Q. W'spoon	g 8-9	0-1	1-3	8	3	17	1	22
Wright	5-8	1-3	1-2	6	3	12	2	28
Storm	0-2	0-0	0-0	3	1	0	0	4
Clayton	0-0	0-0	0-0	0	0	0	0	2
Davis	0-1	0-1	1-2	0	0	1	1	2
Singleton	1-2	1-2	0-0	1	0	3	0	5
Gray	0-0	0-0	0-0	0	1	0	0	2
Carter	3-6	2-3	3-4	1	0	11	2	27
Herar	2-5	0-0	1-2	2	4	5	0	13
Holman	6-11	2-4	4-5	11	1	18	0	21
<b>TOTALS</b>	<b>31-64</b>	<b>7-20</b>	<b>27-35</b>	<b>47</b>	<b>19</b>	<b>96</b>	<b>16</b>	<b>200</b>

Halftime: MSU 58, ASU 31. FG%: 56.3%, ASU 32.3%, 3FG%: MSU 50.0%, ASU 33.3%, FT%: MSU 76.2%, ASU 50.0%. Turnovers: MSU 14 (Peters 4), ASU 17 (Ewuosho 4). Blocked Shots: MSU 4 (Peters 2), ASU 1 (B. Johnson). Steals: MSU 7 (Q. W'spoon, Stapleton 2), ASU 6 (Ewuosho 2). Officials: Terry Moore, Don Daily, Ken Washington. Attendance: 6,811.

## Game 2 — Nov. 18, 2017

Mississippi State 79  
Florida A&M 48

Humphrey Coliseum • Starkville, MS

## Florida A&amp;M

Player	FG	3FG	FT	RB	PF	PT	A	Min
Williams	f 5-20	0-2	4-6	8	3	14	0	35
Martin	c 3-6	0-0	1-2	5	1	7	0	33
Mayes	g 0-1	0-1	0-0	2	1	0	2	21
Myles	g 0-2	0-0	0-0	2	1	0	0	4
Barham	g 5-15	3-9	2-2	5	1	15	0	34
Severado	0-2	0-0	0-0	5	1	0	1	19
Reaves	2-5	1-3	0-0	1	2	5	2	16
Bowman	0-1	0-1	0-0	1	0	0	1	5
Core	2-4	1-1	0-0	3	0	5	0	12
Harrell	1-5	0-0	0-2	4	0	2	0	13
Ravenel	0-3	0-2	0-0	2	1	0	0	8
<b>TOTALS</b>	<b>18-64</b>	<b>5-19</b>	<b>7-12</b>	<b>42</b>	<b>11</b>	<b>48</b>	<b>6</b>	<b>200</b>

## Mississippi State

Player	FG	3FG	FT	RB	PF	PT	A	Min
Ado	f 6-7	0-0	0-0	8	1	12	0	23
Holman	f 2-2	1-1	0-0	6	1	5	0	18
N. W'spoon	g 5-10	1-3	1-3	5	1	12	5	32
Peters	g 5-12	1-7	1-1	1	3	12	5	23
Q. W'spoon	g 5-9	1-4	1-2	6	1	12	4	31
Storm	0-0	0-0	0-0	1	0	0	0	3
Clayton	0-0	0-0	0-0	0	0	0	0	2
Davis	0-2	0-1	0-0	0	1	0	0	3
Singleton	2-3	0-1	0-0	0	0	4	1	5
Gray	1-1	1-1	0-0	0	1	3	0	3
Feazell	1-2	0-1	0-0	5	1	2	0	7
Carter	4-10	2-5	0-0	0	0	10	2	23
Herard	0-1	0-0	0-0	1	0	0	0	14
Datcher	2-3	0-0	3-3	3	1	7	2	13
<b>TOTALS</b>	<b>33-62</b>	<b>7-24</b>	<b>6-9</b>	<b>38</b>	<b>11</b>	<b>79</b>	<b>19</b>	<b>200</b>

Halftime: MSU 28, FAMU 17. FG%: 53.2%, FAMU 28.1%, 3FG%: MSU 29.2%, FAMU 26.3%, FT%: MSU 66.7%, FAMU 58.3%. Turnovers: MSU 17 (Q. W'spoon 4), FAMU 24 (Williams 7). Blocked Shots: MSU 13 (Ado 3), FAMU 2 (Martin 2). Steals: MSU 9 (Peters 4), FAMU 4 (Four players with 1). Officials: Anthony Jordan, Jason Baker, Erroll Lewis. Attendance: 6,132.

## Game 3 — Nov. 20, 2017

Mississippi State 77  
Green Bay 68

Humphrey Coliseum • Starkville, MS

## Green Bay

Player	FG	3FG	FT	RB	PF	PT	A	Min
Jespersion	f 2-6	1-4	0-0	5	4	5	2	25
Small	g 3-6	1-2	8-10	7	3	15	1	34
Bell	g 2-6	1-2	0-0	2	0	5	0	12
Hankerson	g 4-6	0-1	2-2	4	3	10	1	25
Crist	g 0-4	0-3	0-0	5	3	0	5	20
Parham	4-9	3-5	4-6	2	1	15	1	22
Pipes	0-4	0-1	0-0	2	1	0	2	15
Bains	0-0	0-0	0-2	1	0	0	0	6
Patterson	3-6	0-0	3-4	3	3	9	0	21
Chevallier	3-7	3-6	0-0	3	1	9	0	20
<b>TOTALS</b>	<b>21-54</b>	<b>9-24</b>	<b>17-24</b>	<b>36</b>	<b>19</b>	<b>68</b>	<b>12</b>	<b>200</b>

## Mississippi State

Player	FG	3FG	FT	RB	PF	PT	A	Min
Ado	f 4-8	0-0	4-5	11	4	12	1	24
Holman	f 5-7	1-2	2-3	5	3	13	1	23
N. W'spoon	g 3-7	1-3	3-4	5	3	10	4	28
Peters	g 6-15	1-7	5-6	0	0	18	2	29
Q. W'spoon	g 1-8	0-5	0-0	3	2	2	4	28
Wright	4-6	0-2	0-0	4	2	8	1	17
Feazell	1-3	0-0	0-0	1	1	2	0	7
Carter	2-6	0-4	2-2	0	1	6	0	19
Herard	1-1	0-0	0-1	3	2	2	0	6
Datcher	2-2	0-0	0-0	6	1	4	0	19
<b>TOTALS</b>	<b>29-63</b>	<b>3-23</b>	<b>16-21</b>	<b>39</b>	<b>19</b>	<b>77</b>	<b>13</b>	<b>200</b>

Halftime: MSU 40, GB 32. FG%: MSU 46.0%, GB 38.9%, 3FG%: MSU 13.0%, GB 37.5%, FT%: MSU 76.2%, GB 70.8%. Turnovers: MSU 14 (N. W'spoon, Peters 3), GB 19 (Small 4). Blocked Shots: MSU 6 (Datcher 3), GB 0. Steals: MSU 6 (Peters 3), GB 5 (Five players with 1). Officials: Karl Hess, Jeffery Clark, Rob Rorke. Attendance: 6,359.

## Game 4 — Nov. 22, 2017

Mississippi State 80  
Stephen F. Austin 75

Humphrey Coliseum • Starkville, MS

## Stephen F. Austin

**Game 5 — Nov. 26, 2017**

**Mississippi State** 59  
**Jacksonville State** 56

Humphrey Coliseum • Starkville, MS

**Jacksonville State**

Player	FG	3FG	FT	RB	PF	PT	A	Min
Cunningham f	1-2	0-0	0-0	5	3	2	1	17
Giga c	6-11	1-3	2-2	10	2	15	3	37
Gregory g	2-6	1-3	0-0	3	3	5	3	26
Drumwright g	4-13	1-6	0-0	3	2	9	1	35
Spears g	2-5	2-2	0-0	2	0	6	0	16
Dunlap	0-0	0-0	0-0	0	0	0	0	7
Edwards	0-3	0-1	2-2	4	1	2	1	20
Burnell	5-13	0-2	0-0	6	1	10	1	24
Hunter	2-4	1-2	2-2	1	1	7	0	17
Martin	0-0	0-0	0-0	0	0	0	0	1
<b>TOTALS</b>	<b>22-57</b>	<b>6-19</b>	<b>6-6</b>	<b>36</b>	<b>13</b>	<b>56</b>	<b>10</b>	<b>200</b>

**Mississippi State**

Player	FG	3FG	FT	RB	PF	PT	A	Min
Ado f	4-6	0-0	1-4	8	3	9	0	33
Holman f	4-6	0-1	3-6	6	2	11	0	23
N. W'spoon g	5-9	1-2	1-3	1	1	12	1	30
Q. W'spoon g	6-11	1-3	0-0	5	2	13	4	35
Carter g	1-7	1-7	0-0	6	0	3	2	29
Wright	0-5	0-2	0-0	6	0	0	0	23
Stapleton	3-8	1-2	0-0	2	1	7	1	15
Feazell	0-1	0-1	0-0	0	0	0	1	5
Herard	1-2	0-0	0-0	1	2	2	0	4
Datcher	1-1	0-0	0-0	0	0	2	0	3
<b>TOTALS</b>	<b>25-56</b>	<b>4-18</b>	<b>5-13</b>	<b>37</b>	<b>11</b>	<b>59</b>	<b>9</b>	<b>200</b>

Halftime: JSU 29, MSU 25. FG%: MSU 44.6%, JSU 38.6 %. 3FG%: MSU 22.2%, JSU 31.6%. FT%: MSU 38.5%, JSU 100.0%. Turnovers: MSU 12 (Ado, Q. W'spoon 4). JSU 10 (Cunningham 4). Blocked Shots: MSU 5 (Ado 3), JSU 2 (Cunningham, Burnell 1). Steals: MSU 2 (Ado, Carter 1), JSU 3 (Three players with 1). Officials: Orlandis Poole, Kipp Kissinger, John Gaffney. Attendance: 6,034.

**Game 6 — Nov. 30, 2017**

**Mississippi State** 83  
**North Dakota State** 59

Humphrey Coliseum • Starkville, MS

**North Dakota State**

Player	FG	3FG	FT	RB	PF	PT	A	Min
Eliason f	1-2	0-0	0-2	6	1	2	1	20
Miller g	9-18	1-8	0-0	5	2	19	4	35
Samuelson g	1-4	1-4	0-0	0	1	3	1	22
Jacobson g	4-6	4-5	3-3	4	2	15	0	24
Ward g	2-10	0-4	0-0	3	1	4	1	21
Van Dulm	0-0	0-0	0-1	0	0	0	1	2
Quayle	1-3	1-3	0-0	4	0	3	0	17
Hunter	3-8	3-7	0-0	2	3	9	3	27
Geu	1-3	0-1	2-2	3	1	4	1	14
Kreuser	0-3	0-3	0-0	0	3	0	1	18
<b>TOTALS</b>	<b>22-57</b>	<b>10-35</b>	<b>5-8</b>	<b>28</b>	<b>14</b>	<b>59</b>	<b>13</b>	<b>200</b>

**Mississippi State**

Player	FG	3FG	FT	RB	PF	PT	A	Min
Ado f	2-2	0-0	1-1	4	5	5	0	14
Holman f	4-7	2-3	2-4	9	2	12	0	23
N. W'spoon g	5-9	1-3	1-1	4	0	12	2	31
Q. W'spoon g	4-9	1-3	0-2	4	1	9	10	26
Carter g	12-17	6-10	5-5	6	1	35	1	32
Wright	0-5	0-3	0-0	2	1	0	2	25
Stapleton	2-6	0-1	0-0	3	2	4	0	20
Storm	0-0	0-0	0-0	0	0	0	0	2
Davis	1-1	0-0	0-0	0	0	2	0	1
Singleton	1-1	0-0	0-0	0	0	2	0	2
Feazell	0-1	0-0	0-2	3	1	0	0	12
Herard	0-2	0-0	2-2	3	0	2	0	12
<b>TOTALS</b>	<b>31-60</b>	<b>10-23</b>	<b>11-17</b>	<b>41</b>	<b>13</b>	<b>83</b>	<b>15</b>	<b>200</b>

Halftime: JMSU 29, NDSU 24. FG%: MSU 51.7%, NDSU 38.6 %. 3FG%: MSU 43.5%, NDSU 28.6%. FT%: MSU 64.7%, NDSU 62.5%. Turnovers: MSU 12 (Ado 4). NDSU 14 (Kreuser 4). Blocked Shots: MSU 1 (Stapleton), NDSU 0. Steals: MSU 8 (Stapleton 3), NDSU 3 (Three players with 1). Officials: Doug Shows, Tony Henderson, Bart Lenox. Attendance: 5,831.

**Game 7 — Dec. 3, 2017**

**Mississippi State**  
**Dayton**

Humphrey Coliseum • Starkville, MS

**Game 8 — Dec. 9, 2017**

**Mississippi State**  
**North Georgia**

Humphrey Coliseum • Starkville, MS

**Game 9 — Dec. 12, 2017**

**Mississippi State**  
**Cincinnati**

BB&T Arena • Highland Heights, KY

**Game 10 — Dec. 16, 2017**

**Mississippi State**  
**UT Martin**

Humphrey Coliseum • Starkville, MS

2017-18 Mississippi State Basketball  
Mississippi State Combined Team Statistics (as of Nov 30, 2017)  
All games

Overall record: 6-0 Conf: 0-0 Home: 6-0 Away: 0-0 Neutral: 0-0

#	Player	gp-gs	min	avg	Total		3-Point		F-Throw		Rebounds				pf	dq	a	to	blk	stl	pts	avg
					fg-fga	fg%	3fg-fga	3fg%	ft-fa	ft%	off	def	tot	avg								
23	Tyson Carter	6-3	162	27.0	31-60	.517	12-35	.343	16-18	.889	3	16	19	3.2	4	0	10	9	0	6	90	15.0
01	Lamar Peters	3-3	81	27.0	13-35	.371	2-19	.105	9-11	.818	0	5	5	1.7	4	0	14	8	3	8	37	12.3
11	Q Weatherspoon	6-6	176	29.3	28-54	.519	4-20	.200	13-21	.619	4	29	33	5.5	12	0	29	14	2	6	73	12.2
00	Nick Weatherspoon	6-6	183	30.5	25-52	.481	8-18	.444	14-20	.700	0	18	18	3.0	7	0	18	8	2	3	72	12.0
35	Aric Holman	6-5	132	22.0	24-36	.667	7-12	.583	14-21	.667	15	29	44	7.3	12	0	3	9	7	2	69	11.5
24	Abdul Ado	5-5	122	24.4	18-25	.720	0-0	.000	6-12	.500	12	22	34	6.8	13	1	1	19	13	6	42	8.4
45	E.J. Datcher	5-1	72	14.4	8-14	.571	0-0	.000	14-16	.875	3	13	16	3.2	11	1	2	2	3	0	30	6.0
02	Eli Wright	5-0	110	22.0	9-27	.333	1-11	.091	1-2	.500	9	11	20	4.0	7	0	5	4	2	0	20	4.0
03	Xavian Stapleton	3-1	40	13.3	5-14	.357	1-3	.333	0-0	.000	3	3	6	2.0	3	0	1	2	1	5	11	3.7
13	Nick Singleton	3-0	12	4.0	4-6	.667	1-3	.333	0-0	.000	0	1	1	0.3	0	0	1	0	0	0	9	3.0
34	Schnider Herard	6-0	55	9.2	4-11	.364	0-0	.000	3-5	.600	5	7	12	2.0	8	0	0	8	6	0	11	1.8
15	T.J. Gray	2-0	5	2.5	1-1	1.000	1-1	1.000	0-0	.000	0	0	0	0.0	2	0	0	1	0	0	3	1.5
22	KeyShawn Feazell	4-0	31	7.8	2-7	.286	0-2	.000	0-2	.000	1	8	9	2.3	3	0	1	2	0	0	4	1.0
12	Drew Davis	3-0	6	2.0	1-4	.250	0-2	.000	1-2	.500	0	0	0	0.0	1	0	1	0	0	0	3	1.0
05	Mitchell Storm	3-0	9	3.0	0-2	.000	0-0	.000	0-0	.000	1	3	4	1.3	1	0	0	0	0	0	0	0.0
10	Tate Clayton	2-0	4	2.0	0-0	.000	0-0	.000	0-0	.000	0	0	0	0.0	0	0	0	0	0	0	0	0.0
Team											3	12	15					2				
Total.....		6	1200		173-348	.497	37-126	.294	91-130	.700	59	177	236	39.3	88	2	86	88	39	36	474	79.0
Opponents.....		6	1200		133-366	.363	46-150	.307	62-90	.689	73	141	214	35.7	110	-	56	96	7	29	374	62.3

TEAM STATISTICS	MS	OPP	Date	Opponent	Score	Att.
SCORING	474	374	11-10-17	ALABAMA STATE	w 96-68	6811
Points per game	79.0	62.3	11-18-17	FLORIDA A&M	w 79-48	6132
Scoring margin	+16.7	-	11-20-17	GREEN BAY	w 77-68	6359
FIELD GOALS-ATT	173-348	133-366	11-22-17	STEPHEN F. AUSTIN	w 80-75	7687
Field goal pct	.497	.363	11-26-17	JACKSONVILLE STATE	w 59-56	6034
3 POINT FG-ATT	37-126	46-150	11-30-17	NORTH DAKOTA STATE	w 83-59	5831
3-point FG pct	.294	.307	* - Conference game			
3-pt FG made per game	6.2	7.7				
FREE THROWS-ATT	91-130	62-90				
Free throw pct	.700	.689				
F-Throws made per game	15.2	10.3				
REBOUNDS	236	214				
Rebounds per game	39.3	35.7				
Rebounding margin	+3.7	-				
ASSISTS	86	56				
Assists per game	14.3	9.3				
TURNOVERS	88	96				
Turnovers per game	14.7	16.0				
Turnover margin	+1.3	-				
Assist/turnover ratio	1.0	0.6				
STEALS	36	29				
Steals per game	6.0	4.8				
BLOCKS	39	7				
Blocks per game	6.5	1.2				
ATTENDANCE	38854	0				
Home games-Avg/Game	6-6476	0-0				
Neutral site-Avg/Game	-	0-0				

Score by Periods	1st	2nd	Totals
Mississippi State	212	262	474
Opponents	173	201	374

2017-18 Mississippi State Basketball  
Mississippi State Game-by-Game Highs (as of Nov 30, 2017)  
All games

Opponent	Date	Score	Points	Rebounds	Assists	Steals	Blocked shots
ALABAMA STATE	11-10-17	96-68	18-Aric Holman	11-Aric Holman	7-Lamar Peters	2-Xavian Stapleton Q Weatherspoon	2-Lamar Peters
FLORIDA A&M	11-18-17	79-48	12-Abdul Ado Nick Weatherspoon Lamar Peters Q Weatherspoon	7-Abdul Ado	5-Nick Weatherspoon Lamar Peters	4-Lamar Peters	6-Schnider Herard
GREEN BAY	11-20-17	77-68	18-Lamar Peters	11-Abdul Ado	4-Q Weatherspoon Nick Weatherspoon	3-Lamar Peters	3-E.J. Datcher
STEPHEN F. AUSTIN	11-22-17	80-75	25-Tyson Carter	7-Aric Holman Q Weatherspoon	6-Q Weatherspoon	2-Q Weatherspoon	5-Abdul Ado
JACKSONVILLE STATE	11-26-17	59-56	13-Q Weatherspoon	8-Abdul Ado	4-Q Weatherspoon	1-Tyson Carter Abdul Ado	3-Abdul Ado
NORTH DAKOTA STATE	11-30-17	83-59	35-Tyson Carter	9-Aric Holman	10-Q Weatherspoon	3-Xavian Stapleton	1-Xavian Stapleton

2017-18 Mississippi State Basketball  
Mississippi State Team Game-by-Game Comparison (as of Nov 30, 2017)  
All games

Opponent	1st	2nd	Score	Mar	Total FG	FG Pct	3-Pointers	3FG Pct	Free Throws	FT Pct	Rebounds	Assist	T/Over	Block	Steal	Fouls
ALABAMA STATE	58/31	38/37	96-68	+28	31-64/25-67	.484/.373	7-20/7-26	.350/.269	27-35/11-22	.771/.500	47/41 +6	16/8	14/17	4/1	7/6	19/26
FLORIDA A&M	28/17	51/31	79-48	+31	33-62/18-64	.532/.281	7-24/5-19	.292/.263	6-9/7-12	.667/.583	37/42 (5)	19/6	17/24	13/2	9/4	11/11
GREEN BAY	40/32	37/36	77-68	+9	29-63/21-54	.460/.389	3-23/9-24	.130/.375	16-21/17-24	.762/.708	39/36 +3	13/12	14/19	6/0	6/5	19/19
STEPHEN F. AUSTIN	32/40	48/35	80-75	+5	24-43/25-67	.558/.373	6-18/9-27	.333/.333	26-35/16-18	.743/.889	35/31 +4	14/7	19/12	10/2	4/8	15/27
JACKSONVILLE STATE	25/29	34/27	59-56	+3	25-56/22-57	.446/.386	4-18/6-19	.222/.316	5-13/6-6	.385/1000	37/36 +1	9/10	12/10	5/2	2/3	11/13
NORTH DAKOTA STATE	29/24	54/35	83-59	+24	31-60/22-57	.517/.386	10-23/10-35	.435/.286	11-17/5-8	.647/.625	41/28 +13	15/13	12/14	1/0	8/3	13/14

Note: Game totals are displayed in the format TEAM/OPPONENT for each category

2017-18 Mississippi State Basketball  
Mississippi State Category Leaders (as of Nov 30, 2017)  
All games

Points	G	Pts	Pts/G
Tyson Carter	6	90	15.0
Q Weatherspoon	6	73	12.2
Nick Weatherspoon	6	72	12.0
Aric Holman	6	69	11.5
Abdul Ado	5	42	8.4
Lamar Peters	3	37	12.3
E.J. Datcher	5	30	6.0
Eli Wright	5	20	4.0
Schnider Herard	6	11	1.8
Xavian Stapleton	3	11	3.7
Nick Singleton	3	9	3.0
KeyShawn Feazell	4	4	1.0

FG Percentage	FG	Att	Pct
T.J. Gray	1	1	1.000
Abdul Ado	18	25	.720
Aric Holman	24	36	.667
Nick Singleton	4	6	.667
E.J. Datcher	8	14	.571
Q Weatherspoon	28	54	.519
Tyson Carter	31	60	.517
Nick Weatherspoon	25	52	.481
Lamar Peters	13	35	.371
Schnider Herard	4	11	.364
Xavian Stapleton	5	14	.357
Eli Wright	9	27	.333

3-Point Percentage	3FG	Att	Pct
T.J. Gray	1	1	1.000
Aric Holman	7	12	.583
Nick Weatherspoon	8	18	.444
Tyson Carter	12	35	.343
Nick Singleton	1	3	.333
Xavian Stapleton	1	3	.333
Q Weatherspoon	4	20	.200
Lamar Peters	2	19	.105
Eli Wright	1	11	.091
Drew Davis	0	2	.000
KeyShawn Feazell	0	2	.000

Free Throw Percent	FG	Att	Pct
Tyson Carter	16	18	.889
E.J. Datcher	14	16	.875
Lamar Peters	9	11	.818
Nick Weatherspoon	14	20	.700
Aric Holman	14	21	.667
Q Weatherspoon	13	21	.619
Schnider Herard	3	5	.600
Abdul Ado	6	12	.500
Drew Davis	1	2	.500
Eli Wright	1	2	.500
KeyShawn Feazell	0	2	.000

Scoring Average	G	Pts	Avg/G
Tyson Carter	6	90	15.0
Lamar Peters	3	37	12.3
Q Weatherspoon	6	73	12.2
Nick Weatherspoon	6	72	12.0
Aric Holman	6	69	11.5
Abdul Ado	5	42	8.4
E.J. Datcher	5	30	6.0
Eli Wright	5	20	4.0
Xavian Stapleton	3	11	3.7
Nick Singleton	3	9	3.0
Schnider Herard	6	11	1.8
T.J. Gray	2	3	1.5

Field Goal Attempts	G	Att	Att/G
Tyson Carter	6	60	10.0
Q Weatherspoon	6	54	9.0
Nick Weatherspoon	6	52	8.7
Aric Holman	6	36	6.0
Lamar Peters	3	35	11.7

Field Goals Made	G	Made	Made/G
Tyson Carter	6	31	5.2
Q Weatherspoon	6	28	4.7
Nick Weatherspoon	6	25	4.2
Aric Holman	6	24	4.0
Abdul Ado	5	18	3.6

3-Point FG Attempts	G	Att	Att/G
Tyson Carter	6	35	5.8
Q Weatherspoon	6	20	3.3
Lamar Peters	3	19	6.3
Nick Weatherspoon	6	18	3.0
Aric Holman	6	12	2.0

3-Point FG Made	G	Made	Made/G
Tyson Carter	6	12	2.0
Nick Weatherspoon	6	8	1.3
Aric Holman	6	7	1.2
Q Weatherspoon	6	4	0.7
Lamar Peters	3	2	0.7

Free Throw Attempts	G	Att	Att/G
Q Weatherspoon	6	21	3.5
Aric Holman	6	21	3.5
Nick Weatherspoon	6	20	3.3
Tyson Carter	6	18	3.0
E.J. Datcher	5	16	3.2

Free Throws Made	G	Made	Made/G
Tyson Carter	6	16	2.7
Nick Weatherspoon	6	14	2.3
E.J. Datcher	5	14	2.8
Aric Holman	6	14	2.3
Q Weatherspoon	6	13	2.2

2017-18 Mississippi State Basketball  
Mississippi State Category Leaders (as of Nov 30, 2017)  
All games

<u>Rebounds</u>	<u>G</u>	<u>Reb</u>	<u>Reb/G</u>
Aric Holman	6	44	7.3
Abdul Ado	5	34	6.8
Q Weatherspoon	6	33	5.5
Eli Wright	5	20	4.0
Tyson Carter	6	19	3.2

<u>Rebound Average</u>	<u>G</u>	<u>Reb</u>	<u>Avg/G</u>
Aric Holman	6	44	7.3
Abdul Ado	5	34	6.8
Q Weatherspoon	6	33	5.5
Eli Wright	5	20	4.0
E.J. Datcher	5	16	3.2

<u>Offensive Rebounds</u>	<u>G</u>	<u>No.</u>	<u>Avg/G</u>
Aric Holman	6	15	2.5
Abdul Ado	5	12	2.4
Eli Wright	5	9	1.8
Schnider Herard	6	5	0.8
Q Weatherspoon	6	4	0.7

<u>Defensive Rebounds</u>	<u>G</u>	<u>No.</u>	<u>Avg/G</u>
Q Weatherspoon	6	29	4.8
Aric Holman	6	29	4.8
Abdul Ado	5	22	4.4
Nick Weatherspoon	6	18	3.0
Tyson Carter	6	16	2.7

<u>Fouls</u>	<u>G</u>	<u>No.</u>	<u>Per/G</u>
Abdul Ado	5	13	2.6
Aric Holman	6	12	2.0
Q Weatherspoon	6	12	2.0
E.J. Datcher	5	11	2.2
Schnider Herard	6	8	1.3

<u>Foulsouts</u>	<u>G</u>	<u>No.</u>
Abdul Ado	5	1
E.J. Datcher	5	1

<u>Assists</u>	<u>G</u>	<u>No.</u>	<u>Ast/G</u>
Q Weatherspoon	6	29	4.8
Nick Weatherspoon	6	18	3.0
Lamar Peters	3	14	4.7
Tyson Carter	6	10	1.7
Eli Wright	5	5	1.0











<u>Steals</u>	<u>G</u>	<u>No.</u>	<u>Stl/G</u>
Lamar Peters	3	8	2.7
Q Weatherspoon	6	6	1.0
Tyson Carter	6	6	1.0
Abdul Ado	5	6	1.2
Xavian Stapleton	3	5	1.7

<u>Blocked Shots</u>	<u>G</u>	<u>No.</u>	<u>Blk/G</u>
Abdul Ado	5	13	2.6
Aric Holman	6	7	1.2
Schnider Herard	6	6	1.0
Lamar Peters	3	3	1.0
E.J. Datcher	5	3	0.6

<u>Minutes</u>	<u>G</u>	<u>No.</u>	<u>Min/G</u>
Nick Weatherspoon	6	183	30.5
Q Weatherspoon	6	176	29.3
Tyson Carter	6	162	27.0
Aric Holman	6	132	22.0
Abdul Ado	5	122	24.4

<u>Turnovers</u>	<u>G</u>	<u>No.</u>	<u>TO/G</u>
Abdul Ado	5	19	3.8
Q Weatherspoon	6	14	2.3
Aric Holman	6	9	1.5
Tyson Carter	6	9	1.5
Nick Weatherspoon	6	8	1.3
Schnider Herard	6	8	1.3
Lamar Peters	3	8	2.7

## 2017-18 MISSISSIPPI STATE PLAYER BREAKDOWN

0		<b>Nick Weatherspoon</b> Fr   G   6-2   195   Canton, MS	<b>Notes:</b> Made collegiate debut and started against Alabama State and totaled 11 points and 3 assists. 12 points, 5 assists vs. Florida A&M. 15 points, vs. SFA. 12 points vs. Jacksonville State and North Dakota State. Has scored in double-digits all six games.
		<b>MIN</b> <b>PTS</b> <b>RBS</b> <b>AST</b> <b>FG%</b> <b>3FG%</b> <b>FT%</b> 30.5 12.0 3.0 3.0 .481 .444 .700	
1		<b>Lamar Peters</b> So   G   6-0   185   New Orleans, LA	<b>Notes:</b> Had 7 points against Alabama State and tied career high with 7 assists and 2 blocks. 12 points, 5 assists vs. Florida A&M. Season-high 18 points vs. Green Bay. Has 14 assists. Suspended for SFA, JSU and NDSU games.
		<b>MIN</b> <b>PTS</b> <b>RBS</b> <b>AST</b> <b>FG%</b> <b>3FG%</b> <b>FT%</b> 27.0 12.3 1.7 4.7 .371 .105 .818	
2		<b>Eli Wright</b> So   G   6-4   190   Owensboro, KY	<b>Notes:</b> Had a career-high 12 points against Alabama State on 5-8 shooting. Suspended for Florida A&M game. 8 points, 4 rebounds vs. Green Bay. Had 6 rebounds vs. Jacksonville State.
		<b>MIN</b> <b>PTS</b> <b>RBS</b> <b>AST</b> <b>FG%</b> <b>3FG%</b> <b>FT%</b> 22.0 4.0 4.0 1.0 .333 .091 .500	
3		<b>Xavian Stapleton</b> Jr   G   6-6   210   Flora, MS	<b>Notes:</b> Due to a left knee sprain, played just 5 minutes against Alabama State and missed the next three games. 7 points, 2 rebounds vs. Jacksonville State. 4 points, 3 rebounds and 3 steals vs. NDSU.
		<b>MIN</b> <b>PTS</b> <b>RBS</b> <b>STL</b> <b>FG%</b> <b>3FG%</b> <b>FT%</b> 13.3 3.7 2.0 1.7 .357 .333 ---	
11		<b>Quinndary Weatherspoon</b> Jr   G   6-4   205   Canton, MS	<b>Notes:</b> Totaled 17 points on 8-9 shooting vs. Alabama State. Had just 14 total points (2 vs. Green Bay) in last two games but has 8 assists, 9 (6 vs. FAMU) rebounds and 2 steals. Season-high 20 points vs. SFA and was 11-14 at the foul line. 13 points, including game-winning 3 vs. Jacksonville State. Career-high 10 assists vs. NDSU.
		<b>MIN</b> <b>PTS</b> <b>RBS</b> <b>AST</b> <b>FG%</b> <b>3FG%</b> <b>FT%</b> 29.3 12.2 5.5 4.8 .519 .200 .619	
22		<b>KeyShawn Feazell</b> Fr   F   6-8   230   New Hebron, MS	<b>Notes:</b> Due to a foot injury, did not play against Alabama State. Made collegiate debut against Florida A&M and had 2 points and 5 rebounds. Had 2 points, 1 rebound vs. Green Bay. 3 rebounds vs. NDSU.
		<b>MIN</b> <b>PTS</b> <b>RBS</b> <b>BLK</b> <b>FG%</b> <b>3FG%</b> <b>FT%</b> 7.8 1.0 2.3 --- .286 .000 .000	
23		<b>Tyson Carter</b> So   G   6-4   165   Starkville, MS	<b>Notes:</b> Totaled 11 points vs. Alabama State. 10 points vs. Florida A&M. 6 vs. Green Bay. 25 points vs. SFA, along with 6 rebounds and 3 assists. 3 points, 6 rebounds vs. Jacksonville State. Career-high 35 points vs. NDSU, the most since Darryl Wilson had 35 vs. Alabama on 3-4-95.
		<b>MIN</b> <b>PTS</b> <b>RBS</b> <b>AST</b> <b>FG%</b> <b>3FG%</b> <b>FT%</b> 27.0 15.0 3.2 0.3 .517 .343 .889	
24		<b>Abdul Ado</b> Fr   F   6-11   250   Lagos, Nigeria	<b>Notes:</b> Due to a quad injury, did not play against Alabama State. Started the last three games. In collegiate debut, had 12 points, 7 rebounds and 3 blocked shots vs. Florida A&M. 12 points, 11 rebounds vs. Green Bay for first double-double. 4 points, 4 rebounds vs. SFA. 9 points, 8 rebounds vs. Jacksonville State. 5 points, 4 rebounds and 2 steals vs. NDSU.
		<b>MIN</b> <b>PTS</b> <b>RBS</b> <b>BLK</b> <b>FG%</b> <b>3FG%</b> <b>FT%</b> 24.4 8.4 6.8 2.6 .720 --- .500	
34		<b>Schnider Herard</b> So   C   6-10   260   Port-Au-Prince, Haiti	<b>Notes:</b> Had 5 points in season open against Alabama State. Career-high 6 blocks vs. Florida A&M. 2 points, 1 rebound vs. Jacksonville State. 3 rebounds, 2 points vs. NDSU.
		<b>MIN</b> <b>PTS</b> <b>RBS</b> <b>BLK</b> <b>FG%</b> <b>3FG%</b> <b>FT%</b> 9.2 1.8 2.0 1.0 .364 --- .600	
35		<b>Aric Holman</b> Jr   F   6-10   225   Owensboro, KY	<b>Notes:</b> Had a double-double (3rd career) against Alabama State and tied career highs in points (18) and rebounds (11). 5 points, 6 rebounds and 2 blocks vs. Florida A&M. 13 points, 5 boards vs. Green Bay. 10 points, 7 rebounds, 3 blocks vs. SFA. 11 points, 6 rebounds and 2 blocks vs. Jacksonville State. 12 points, 9 rebounds vs. NDSU.
		<b>MIN</b> <b>PTS</b> <b>RBS</b> <b>BLK</b> <b>FG%</b> <b>3FG%</b> <b>FT%</b> 22.0 11.5 7.3 1.2 .667 .583 .667	
45		<b>E.J. Datcher</b> So   C   6-10   240   Harpersville, AL	<b>Notes:</b> Had a career-high 11 points and earned first-career start against Alabama State and was 9-9 at the foul line. Has made 12-straight free throws. Season-high 6 rebounds vs. Green Bay. 6 points, 3 boards vs. SFA. 2 points in 3 minutes vs. Jacksonville State due to foot injury.
		<b>MIN</b> <b>PTS</b> <b>RBS</b> <b>BLK</b> <b>FG%</b> <b>3FG%</b> <b>FT%</b> 14.4 6.0 3.2 0.6 .571 --- .875	