



MISSISSIPPI STATE 2008-09 MEN'S BASKETBALL

Game #8: Mississippi State (5-2) vs. Alabama State (1-4)
Saturday, December 6, 2008 • Noon • Starkville, MS
Humphrey Coliseum (10,500)

Mississippi State Athletic Media Relations • PO Box 5308 • MSU, MS 39762

Men's Basketball SID: Gregg Ellis

Phone: 662-325-3595

Email: gellis@athletics.msstate.edu

2008-09 MSU RESULTS (5-2)

DATE	OPPONENT (TV)	SCORE/TIME
Nov. 15	CENTENARY	W 77-55
Nov. 17	UL MONROE	W 78-49
Nov. 19	#NORTH ALABAMA	W 102-61
Nov. 22	#FAIRLEIGH DICKINSON	W 84-58
Nov. 25	at St. Bonaventure	W 76-71
Nov. 28	^Washington State	L 52-63
Nov. 29	^Texas Tech	L 77-73
Dec. 6	ALABAMA STATE	Noon
Dec. 10	CHARLOTTE	7 p.m.
Dec. 13	SOUTH ALABAMA	7 p.m.
Dec. 18	ICincinnati (ESPN2)	2 p.m.
Dec. 22	*Nicholls State	2 p.m.
Dec. 30	SAN DIEGO (FSN)	4 p.m.
Jan. 3	HOUSTON (CSS)	7 p.m.
Jan. 5	WESTERN KENTUCKY (CSS)	7 p.m.
Jan. 10	at Arkansas (FSN)	1 p.m.
Jan. 14	ALABAMA	8 p.m.
Jan. 17	VANDERBILT (FSN)	2 p.m.
Jan. 21	at LSU	4 p.m.
Jan. 24	at Georgia (ESPN2)	7 p.m.
Jan. 31	OLE MISS (Raycom)	6 p.m.
Feb. 3	at Kentucky	7 p.m.
Feb. 7	ARKANSAS (Raycom)	6 p.m.
Feb. 11	LSU	3 p.m.
Feb. 14	at Auburn (FSN)	7 p.m.
Feb. 18	SOUTH CAROLINA	3 p.m.
Feb. 21	at Alabama	7 p.m.
Feb. 25	at Tennessee (Raycom)	3 p.m.
Feb. 28	AUBURN	7 p.m.
Mar. 4	FLORIDA	8 p.m.
Mar. 7	at Ole Miss	TBA
M. 12-15	at SEC Tournament (Raycom/CBS)	TBA

- Legends Classic, regional rounds (Starkville, Miss.)
^ - Legends Classic, championship rounds (Newark, N.J.)
I - SEC/Big East Challenge (Cincinnati, Ohio)
* - at Jackson (Mississippi Coliseum)
* - at Tampa, Fla. (St. Pete Times Forum)

MSU-Alabama State Game Facts

MISSISSIPPI STATE BULLDOGS

Coach: Rick Stansbury
Alma Mater: (Campbellsville, 1982)
MSU Record: 213-117 (11th year)
Career Record: 213-117 (11th year)

ALABAMA STATE

Coach: Lewis Jackson
Alma Mater: (Alabama State)
School Record: 53-52 (4th year)
Career Record: 53-52 (4th year)

SERIES INFORMATION

Series Record: MSU leads, 1-0
Last Meeting: 76-58 (Dec. 18, 2006, Starkville)

MISSISSIPPI STATE BULLDOGS (5-2)

Pos.	No.	Name	Ht.	Wt.	Cl.	Hometown	PPG	RPG	APG
F	24	Kodi Augustus	6-8	220	So.	Baton Rouge, LA	8.9	6.1	0.9
C	32	Jarvis Varnado	6-9	210	Jr.	Brownsville, TN	10.4	11.3	6.4 bpg
G	3	Dee Bost	6-2	170	Fr.	Concord, NC	9.4	3.4	5.0
G	22	Barry Stewart	6-3	170	Jr.	Shelbyville, TN	10.9	2.4	1.3
G	2	Ravarn Johnson	6-7	175	So.	Lyon, MS	11.1	4.1	1.3
F	5	Romero Osby	6-8	230	Fr.	Meridian, MS	7.9	4.0	0.9
G	13	Twany Beckham	6-5	190	Fr.	Louisville, KY	4.3	1.0	1.5

ALABAMA STATE HORNETS (1-4)

Pos.	No.	Name	Ht.	Wt.	Cl.	Hometown	PPG	RPG	APG
F	1	Rashad Provitt	6-7	205	Sr.	Montgomery, AL	7.8	4.6	0.8
F	45	Byron Walker	6-8	240	Jr.	Douglasville, GA	4.6	4.6	0.8
G	42	Chief Kickingstallionsims	7-1	265	Sr.	Boyton Beach, FL	5.8	2.8	2.4 bpg
G	2	Andrew Hayles	6-5	195	Sr.	Mobile, AL	10.6	2.2	1.0
G	11	Brandon Brooks	6-2	180	Sr.	Dallas, TX	12.4	3.6	6.2
G	12	Ivory White	6-4	175	Fr.	Greensboro, AL	5.4	4.4	1.0 bpg
F	34	Roland Fitch	6-7	240	So.	Livingston, AL	6.0	3.6	0.6

Officials: Mike Stuart, Billy Dunlap, Tim Gattis

BULLDOGS LOOK TO SNAP TWO-GAME LOSING SKID

After opening the season with five-consecutive wins, Mississippi State now finds itself looking to end a two-game slide. In the Bulldogs' recent three-game East Coast swing, they opened with a 76-71 victory at St. Bonaventure before losing to Washington State and Texas Tech in the Legends Classic at Newark, N.J. MSU hasn't dropped three straight since losing to Florida, South Carolina and Ole Miss in 2006-07.

VARNADO NOW SETS SIGHTS ON SEC RECORD BOOKS

Junior forward **Jarvis Varnado** already holds the school record for both blocked shots in a season and career. Now, he's looking to tackle both categories in the SEC books. Entering the Alabama State game, he has 269 career blocks, seventh most in league history. Former LSU standout Shaquille O'Neal owns the record with 412, while he and Varnado are tied for the most in one season with 157. With five more blocks, Varnado will move past Florida's Dwayne Schintzius (1986-90). In fifth place is Alabama's Robert Horry (1989-92).

STEWART MOVING UP THE CHARTS TOO

With 13 made 3-pointers on the year, junior guard **Barry Stewart** now has 143 for his career, the seventh most in school history. With 19 more, he'll move past Bart Hyché (1996-99, 161) into sole possession of fifth. Currently in sixth place is Winsome Frazier (2002-05) with 160. Stewart also is ninth in 3-pointers attempted with 394. Tang Hamilton (1998-01) is eighth with 408.

BOST DOING HIS BEST TO CRACK RECORD BOOKS AS WELL

On the year, freshman point guard **Dee Bost** has already dished out 35 assists. If he maintains his average of 5.0 an outing, he'll break Jamont Gordon's freshman mark of 129 set in 2005-06. Bost is just 15 assists shy of moving into the Top 10 rookie list. He's also likely to move into the Top 10 freshman books with 3-pointers made and attempted. Through seven games, he's 10 of 27 beyond the arc. At No. 10 in 3-pointers made is Brad Smith (1989-90) with 20, while his 61 attempts also ranks 10th all-time.

JUST FOUR ON THE NIGHT

Against Texas Tech in the consolation round of the Legends Classic last week, Mississippi State managed just four made 3-pointers, a season low. Twice in the Rick Stansbury era, MSU has been held without any made treys, and both times the Bulldogs lost. The most recent was Jan. 18, 2005, at Alabama (98-49). Five times under Stansbury, State has made just one 3-pointer, and 12 times it was held to two.

Statistical Comparison MSU vs. Alabama State

2008-09 Stats	MSU	ASU
2008-09 Record	5-2	1-4
Conference Record	0-0	0-0
Scoring	77.4	62.2
Scoring Defense	62.0	71.0
Scoring Margin	+15.4	+8.8
Field Goal Pct	46.0	41.5
Opp. Field Goal Pct.	33.8	43.4
3-Point FG Percentage	38.8	26.7
Opp. 3-Point FG Pct.	31.3	35.4
Free Throw Percentage	67.8	63.0
Opp. Free Throw Pct.	58.0	74.0
Rebounding Average	45.3	32.2
Opp. Rebounding Ave.	37.3	39.8
Rebound Margin	+8.0	-7.6
Turnovers	18.4	15.2
Turnover Margin	-3.6	+0.4
Assists.	13.9	10.4
Blocked Shots	11.6	4.2
Steals.	7.6	6.8

Statistical Leaders MSU vs. Alabama State

Scoring			
MSU	PPG	ASU	PPG
J. Johnson ..	11.1	Brooks	12.4
Stewart.	10.9	Hayles.	10.6

Rebounding			
MSU	RPG	ASU	RPG
Varnado	11.3	Provitt.	4.6
Augustus	6.1	Walker.	4.6

Assists			
MSU	APG	ASU	APG
Bost	5.0	Brooks.	6.2
Turner.	1.6	Hayles.	1.0

Blocks			
MSU	BPG	ASU	BPG
Varnado	6.4	Kickingstallionsims.	1.3
Bailey	2.1	Hayles.	0.6

Steals			
MSU	SPG	ASU	SPG
Bost	1.6	Brooks.	1.5
Stewart.	1.3	Hayles/Butler.	1.2

Field Goal Percentage (20 minimum)			
MSU	FG%	ASU	FG%
Varnado	57.4	Walker.	52.4
Augustus ...	53.7	Fitch.	48.0

3-Point FG Percentage 12 minimum)			
MSU	3FG%	ASU	3FG%
R. Johnson ..	50.0	Provitt.	41.7
Benock.	56.7	Mundadi.	37.5

Free Throw Percentage (15 minimum)			
MSU	FT%	ASU	FT%
Augustus ...	84.2	Brooks.	77.8
Osby.	80.8	Provitt.	66.7

MSTATE 15-2 AGAINST SWAC FOES

Entering today's showdown against Alabama State, the Bulldogs are 15-2 against the 10 teams that currently comprise the Southwestern Athletic Conference. The Bulldogs have faced every league foe except for Grambling and Southern.

The last time MSU battled a SWAC member was two years ago, when it claimed a 82-63 victory against Mississippi Valley State on March 13, 2007, in Starkville in the opening round of the NIT.

The most common teams out of the SWAC MSU has faced are Alabama A&M and Alcorn State. The Bulldogs are 4-0 against A&M and 2-2 against the Braves.

MSU AIMS FOR CONTINUED NON-CONFERENCE SUCCESS

Including last year's 11-7 ledger against non-conference foes, Mississippi State has now compiled a dominant 117-36 (.765) record against non-conference opponents during the **Rick Stansbury** era (since 1998-99), including a 107-27 (.799) regular-season mark versus non-league foes.

DECEMBER AND HOME DOMINANCE UNDER STANSBURY

Including last year's 5-2 December record, the Bulldogs are 61-12 (.836) in the month of December since **Rick Stansbury** was named head coach.

Dating back to the 1987-88 season when Richard Williams was overseeing the program, Mississippi State owns a composite ledger of 119-36 (.773) in December.

At home, MSU has put together a 126-28 (.818) mark at Humphrey Coliseum under Stansbury's guidance, including a 60-20 (.750) SEC record and 66-8 (.891) ledger at home against non-conference foes.

The Bulldogs, who are 4-0 this year, currently own an eight-game winning streak at the Hump and have won 12 out of the last 13. MSU's last setback on its home floor came on Feb. 2, 2008, against Tennessee, 76-71. The Volunteers entered the game 18-2 and ranked No. 7 nationally.

MISSISSIPPI STATE'S RECORD WHEN ...

During the **Rick Stansbury** era of Mississippi State hoops, the Bulldogs are: 170-25 when leading at halftime (5-0 this year); 150-30 when shooting 45 percent or better from the field (4-0); 175-54 when the opposition shoots less than 45 percent from the field (5-1); 177-67 when out-rebounding or tying the opponent (4-1); and 132-24 when holding the opponent to 65 points or less (4-1).

FRESHMAN ROMERO OSBY HAS NUMBER RETIRED

During his prep days at Northeast Lauderdale in Meridian, Miss., freshman forward **Romero Osby** played a major role in the Trojans' success.

In November, the school honored him by retiring his No. 24 jersey.

It's only fitting considering he departed there with five major statistical records – points, rebounds, assists, blocks and steals.

At Mississippi State, he wears the No. 5 jersey.

NOW THAT HAS A FAMILIAR RING

Last year, the Bulldogs led the Southeastern Conference in scoring defense (65.5), field goal percentage defense (.370), rebounding offense (40.7) and blocked shots (7.85).

Compared to their first seven games this season, those same numbers are quite similar. So far, MSU is yielding just 62.0 points on just 33.8 percent shooting from the floor and grabbing 45.3 rebounds to go along with its 81 blocked shots. Jarvis Varnado, who led the nation a year ago with a school-record 157 blocks, has 45.

MSU INKS SHAUNESSY SMITH IN EARLY SIGNING PERIOD

Heralded all-state performer Shaunessy Smith of Noxubee County High School in Macon (Miss.) signed a national letter of intent with Mississippi State in mid-November.

The 6-foot-6, 200-pound versatile guard averaged 25.1 points, seven rebounds, two assists and two steals last year as a junior for coach T.J. Billups, despite battling all season with a torn ligament in his right hip.

SEC Team Rankings

Category	Rank
Scoring.	T6
Scoring Defense	T4
Scoring Margin.	4
Field Goal Pct.	5
Opp. Field Goal Pct.	2
3-point FG Pct.	2
Opp. 3-point FG Pct.	8
3-point FG Made	3
Free Throw Pct.	8
Rebounding Average	2
Opp. Rebounding Avg.	11
Offensive Rebounds	8
Rebound Margin	5
Turnovers	11
Turnover Margin	11
Assists	7
Blocked Shots	1
Steals.	7
Assist/Turnover ratio	11

SEC Individual Rankings

Category	Rank
Scoring. ... R. Johnson (T30)	
Rebs.	Varnado (1)
Assists.	Bost (T4)
Blocked Shots. ...	Varnado (1)
FT pct.	Osby (9)
3-pointers made. ...	Johnson (8)

MSU vs. Alabama State

(MSU leads, 1-0)	
2008: MSU,	74-59, Starkville
Starkville:	MSU leads, 1-0

DUNKS

After setting a school record with 144 dunks last year, MSU has 25 this year – four against Centenary, one against ULM, four against North Alabama, six against Fairleigh Dickinson and four at St. Bonaventure. It also had two against both Texas Tech and Washington State.

MISSISSIPPI STATE QUICK FACTS

LOCATION:

Starkville, Mississippi

FOUNDED:

February 28, 1878

CONFERENCE:

Southeastern (SEC Western Division)

ENROLLMENT:

17,824 (Spring 2008)

COLORS:

Maroon (PMS 202) and White

NICKNAME (MASCOT):

Bulldogs (Bully)

HOME COURT (CAPACITY):

Humphrey Coliseum (10,500)

RECORD IN HOME ARENA:

332-126 (.724) since 1975-76

LARGEST HOME CROWD:

10,735 (Feb. 7, 2004 vs Ole Miss)

INTERIM PRESIDENT:

Dr. Roy H. Ruby (Mississippi State, 1961)

FACULTY ATHLETICS REPRESENTATIVE:

Dr. Steven C. Turner (Mercer, 1975)

DIRECTOR OF ATHLETICS:

Greg Byrne (Arizona State, 1994)

HEAD BASKETBALL COACH:

Rick Stansbury (Campbellsville, 1982)

ASSISTANT BASKETBALL COACHES:

Robert Kirby (Pan American, 1983)

Phil Cunningham (Campbellsville, 1990)

Marcus Grant (Mississippi State, 1995)

COORDINATOR OF BASKETBALL OPERATIONS:

Talvis Franklin (Mississippi State, 2007)

BASKETBALL TRAINER:

Scott Johnson (UT-Chattanooga, 1998)

BASKETBALL SID:

Gregg Ellis (Ole Miss, 1994)

2007-08 SEASON RECORDS:

Overall Record: 23-11

SEC Record: 12-4, First in West

FIRST YEAR OF MSU BASKETBALL:

1908-09 (1,226-1,031 in 97th Season)

NCAA TOURNAMENT APPEARANCES:

9 (2008, 2005-04-03-02, 1996-95, '91, '63) – 11-9

BEST NCAA TOURNAMENT FINISHES:

1996 Final Four; 1995 Sweet Sixteen

NIT APPEARANCES:

6 (2007-2001-1999-1994-1990-1979) – 6-6

BEST NIT FINISH:

2007 National Semifinals

SEC TOURNAMENT CHAMPIONSHIPS:

2 (2002-1996)

SEC OVERALL CHAMPIONSHIPS:

6 (2004-1991-1963-1962-1961-1959)

SEC WESTERN DIVISION TITLES:

6 (2008-2007-2004-2003-1996-1995)

TRACKING MSU PLAYERS & COACHES IN THE RECORD BOOKS

Blocked Shots

Career Leaders

1. Jarvis Varnado.....	269
2. Erick Dampier.....	249
3. Tyrone Washington.....	198
4. Kalpatrick Wells.....	183
5. Rickey Brown.....	163
6. Charles Rhodes.....	110
7. Wiley Peck.....	117
8. Derrick Zimmerman.....	89
9. Marcus Campbell.....	87
10. Marcus Grant.....	72

Coaching Leaders

Overall Games Coached

1. Richard Williams.....	354
2. Rick Stansbury.....	330
3. Babe McCarthy.....	254
4. Kermit Davis.....	182
5. E.C. Hayes.....	178
6. Paul Gregory.....	158
7. Bob Boyd.....	142
8. Stanfield Hitt.....	137
9. Joe Dan Gold.....	125
10. R. G. Dauber.....	90

Coaching Leaders

SEC Coaching Wins

1. Richard Williams.....	89-113
2. Babe McCarthy.....	88-54
3. Rick Stansbury.....	87-73
4. Kermit Davis.....	44-82
5. Stanfield Hitt.....	41-55
6. Paul Gregory.....	33-83
7. Joe Dan Gold.....	32-56
8. Bob Boyd.....	29-61
9. Franik Carideo.....	27-31
10. Jim Hatfield.....	21-33

MSU KNOWS HOW TO WIN GAMES AT 'THE HUMP'

Over the course of the last decade, Mississippi State's Humphrey Coliseum has become a difficult venue for opposing teams. Since the 2006-07, the Bulldogs have posted a 31-6 mark for an .837 winning percentage. The Bulldogs reached twin-digit home wins during each of coach Rick Stansbury's previous 10 seasons at the MSU helm and are on pace to do so again this year.

Mississippi State is now 126-28 (.818) overall at Humphrey Coliseum under Stansbury's direction, including a 60-20 (.750) SEC mark and a 66-8 (.892) record against non-conference opponents.

The Bulldogs have compiled a 32-season composite record of 332-126 (.725) at "The Hump" since Mississippi State's basketball facility opened prior to the 1975-76 campaign.

TRACKING THE BULLDOGS' HOME SUCCESS UNDER RICK STANSBURY'S GUIDANCE

Season	Overall		SEC		Non-SEC	
	Record	Win %	Record	Win %	Record	Win %
1998-99	12-2	.857	6-2	.750	6-0	1.000
1999-00	10-4	.714	4-4	.500	6-0	1.000
2000-01	13-4	.765	6-2	.750	7-2	.778
2001-02	13-1	.929	7-1	.875	6-0	1.000
2002-03	12-2	.857	7-1	.875	5-1	.833
2003-04	12-2	.857	6-2	.750	6-0	1.000
2004-05	11-2	.846	6-2	.750	5-0	1.000
2005-06	11-5	.688	5-3	.625	6-2	.750
2006-07	16-3	.842	6-2	.750	10-1	.909
2007-08	12-3	.800	7-1	.875	5-2	.714
2008-09	4-0	1.000	0-0	.000	3-0	1.000
11-YEAR TOTALS	126-28	.818	60-20	.750	66-8	.892

RICK STANSBURY'S CAREER RECORD AS HEAD BASKETBALL COACH AT MSU

Season	Overall	SEC/Finish	Postseason	SEC Highlights
1998-99	20-13	8-8/t-3rd (W)	NIT (1st Rnd)	Semis of SEC Tournament
1999-00	14-16	5-11/t-5th (W)		
2000-01	18-13	7-9/t-4th (W)	NIT (Quarters)	
2001-02	27-8	10-6/2nd (W)	NCAA (2nd Rnd)	2nd in SEC West; Won SEC trny title
2002-03	21-10	9-7/1st (W)	NCAA (1st Rnd)	1st in SEC West; Finals of SEC trny
2003-04	26-4	14-2/1st	NCAA (2nd Rnd)	1st in SEC; 1st in SEC West
2004-05	23-11	9-7/3rd (W)	NCAA (2nd Rnd)	4th straight winning season in SEC play
2005-06	15-15	5-11/4th (W)		
2006-07	21-14	8-8/t-1st (W)	NIT (Semifinals)	T-1st in SEC West; Semis of SEC trny
2007-08	23-11	12-4/1st (W)	NCAA (2nd Rnd)	Semis of SEC Tournament
2008-09	5-2			
10-year totals	213-117	87-73 (.521)	5 NCAA; 3 NIT; 1 SEC title; 4 West titles; 1 SEC trny title	

DID YOU KNOW . . .

Mississippi State coach Rick Stansbury, now in his 11th season, is 24 games shy of tying Richard Williams' record mark of 354 games coached. Williams coached at MSU from 1986-87 to 1997-98.

DID YOU KNOW, Part II . . .

The Bulldogs have lost only one game this year when they out-rebounded the opponent – Texas Tech on Nov. 29, 2008. MSU won the battle of the boards that day, 48-39.

DID YOU KNOW, Part III . . .

In the last six years, only one SEC team has won four divisional titles – Mississippi State.

National Polls

(Dec. 1, 2008)

USA Today/ESPN Coaches

TW	Team	PTS
1.	North Carolina	775
2.	Connecticut	738
3.	Pittsburgh	694
4.	Duke	680
5.	Gonzaga	640
6.	Oklahoma	601
7.	Notre Dame	550
8.	Texas	535
9.	UCLA	471
10.	Purdue	463
11.	Louisville	435
12.	Michigan State	420
13.	Tennessee	391
14.	Xavier	322
15.	Memphis	269
16.	Villanova	248
17.	Wake Forest	247
18.	Georgetown	231
19.	Arizona State	218
20.	Syracuse	206
21.	Florida	196
T22.	Miami (FL)	158
T22.	Wisconsin	158
24.	Davidson	96
25.	Kansas	91

Associated Press

(Dec 1, 2008)

1.	North Carolina	1,800
2.	Connecticut	1,723
3.	Pittsburgh	1,592
4.	Duke	1,526
5.	Gonzaga	1,489
6.	Oklahoma	1,437
7.	Notre Dame	1,359
8.	Texas	1,231
9.	Purdue	1,086
10.	Tennessee	1,016
11.	Louisville	1,003
12.	UCLA	966
13.	Michigan State	946
14.	Xavier	902
15.	Wake Forest	736
16.	Syracuse	668
17.	Villanova	570
18.	Memphis	526
19.	Arizona State	401
20.	Georgetown	388
21.	Miami (Fla.)	309
22.	Davidson	286
23.	Florida	281
24.	Baylor	272
25.	Marquette	221

2008-09 Mississippi State University Bulldogs

No.	Name	Pos.	Ht.	Wt.	Cl.	Exp.	Hometown (Previous School)
24	Kodi Augustus	F	6-8	220	So.	1L	Baton Rouge, LA (Maine Central Institute)
45	Elgin Bailey	F/C	6-8	254	So.	1L	New Orleans, LA (Belaire HS)
4	Twany Beckham	G	6-5	190	Fr.	HS	Louisville, KY (New Hampton [NH] School)
15	Riley Benock	G	6-4	180	So.	1L	Battletown, KY (Meade County HS)
33	Brandon Bolen	G	6-3	195	So.	1L	Madison, MS (Madison-Ridgeland Academy)
3	Dee Bost	G	6-2	170	Fr.	HS	Concord, NC (Hargrave Military Academy)
14	Rod Bryant	G	6-1	165	So.	1L	Birmingham, AL (G.W. Carver HS)
10	Christopher Gay	G	6-0	180	Sr.	TR	Hattiesburg, MS (William Carey College)
1	Jacquese Holcombe	F	6-6	205	Jr.	JC	College Park, GA (Georgia Perimeter Co.)
44	Brian Johnson	F/C	6-9	245	Sr.	1L	Laurinburg, NC (University of Louisville)
2	Ravarn Johnson	G/F	6-7	175	So.	1L	Lyon, MS (Coahoma County HS)
20	Taylor Luczak	F	6-8	220	Fr.	HS	Glens Falls, NY (Glens Falls Senior HS)
5	Romero Osby	F	6-8	230	Fr.	HS	Meridian, MS (Northeast Lauderdale HS)
22	Barry Stewart	G	6-3	170	Jr.	2L	Shelbyville, TN (Shelbyville Central HS)
25	Phil Turner	G	6-3	170	So.	1L	Grenada, MS (Grenada HS)
32	Jarvis Varnado	F/C	6-9	210	Jr.	2L	Brownsville, TN (Haywood HS)

Numerical Roster

No.	Name	Pos.	Ht.	Wt.	Cl.	Exp.	Hometown (Previous School)
1	Jacquese Holcombe	F	6-6	205	Jr.	JC	College Park, GA (Georgia Perimeter Co.)
2	Ravarn Johnson	G/F	6-7	175	So.	1L	Lyon, MS (Coahoma County HS)
3	Dee Bost	G	6-2	170	Fr.	HS	Concord, NC (Hargrave Military Academy)
4	Twany Beckham	G	6-5	190	Fr.	HS	Louisville, KY (New Hampton [NH] School)
5	Romero Osby	F	6-8	230	Fr.	HS	Meridian, MS (Northeast Lauderdale HS)
10	Christopher Gay	G	6-0	180	Sr.	TR	Hattiesburg, MS (William Carey College)
14	Rod Bryant	G	6-1	165	So.	1L	Birmingham, AL (G.W. Carver HS)
15	Riley Benock	G	6-4	180	So.	1L	Battletown, KY (Meade County HS)
20	Taylor Luczak	F	6-8	220	Fr.	HS	Glens Falls, NY (Glens Falls Senior HS)
22	Barry Stewart	G	6-3	170	Jr.	2L	Shelbyville, TN (Shelbyville Central HS)
24	Kodi Augustus	F	6-8	220	So.	1L	Baton Rouge, LA (Maine Central Institute)
25	Phil Turner	G	6-3	170	So.	1L	Grenada, MS (Grenada HS)
32	Jarvis Varnado	F/C	6-9	210	Jr.	2L	Brownsville, TN (Haywood HS)
33	Brandon Bolen	G	6-3	195	So.	1L	Madison, MS (Madison-Ridgeland Academy)
44	Brian Johnson	F/C	6-9	245	Sr.	1L	Laurinburg, NC (University of Louisville)
45	Elgin Bailey	F/C	6-8	254	So.	1L	New Orleans, LA (Belaire HS)

Head Coach: Rick Stansbury (Campbellsville, 1982 - 11th year)

Asst. Coach: Robert Kirby (Pan American, 1983 - 11th year)

Asst. Coach: Phil Cunningham (Campbellsville, 1990 - 9th year)

Asst. Coach: Marcus Grant (Mississippi State, 1995 - 5th year)

Coord. of BB Ops: Talvis Franklin (Mississippi State, 2007 - 2nd year)

PRONUNCIATION GUIDE

KODI AUGUSTUS: CO-DEE
 TWANY BECKHAM: TWAHN-NEE
 RILEY BENOCK: BEE-KNOCK
 JACQUESE HOLCOMBE: JOCK-WHEECE
 RAVARN JOHNSON: RAY-VERN
 TAYLOR LUCZAK: LOU-ZACK
 ROMERO OSBY: RO-MARE-OH OZ-BEE
 JARVIS VARNADO: VUR-NAR-DOE

Mississippi State Basketball Roster Breakdown

By Class:

Seniors	Juniors	Sophomores	Freshman
Christopher Gay	Jacquese Holcombe	Kodi Augustus	Twany Beckham
Brian Johnson	Barry Stewart	Elgin Bailey	Dee Bost
	Jarvis Varnado	Riley Benock	Taylor Luczak
		Brandon Bolen	Romero Osby
		Rod Bryant	
		Ravarn Johnson	
		Phil Turner	

By State:

Mississippi: Brandon Bolen, Christopher Gay, Ravarn Johnson, Romero Osby, Phil Turner
Tennessee: Barry Stewart, Jarvis Varnado
Kentucky: Twany Beckham, Riley Benock
Louisiana: Kodi Augustus, Elgin Bailey
North Carolina: Dee Bost, Brian Johnson
Alabama: Rod Bryant
Georgia: Jacquese Holcombe
New York: Taylor Luczak

MISSISSIPPI STATE PRESEASON AWARDS

In the 2008 Southeastern Conference media poll, Mississippi State, the two-time defending Western Division champions, was picked to finish fourth in the West behind Alabama, LSU and Ole Miss, respectively. From an individual standpoint, Bulldogs junior forward Jarvis Varnado was named first-team All-SEC by the league coaches, while the media voted him second-team back in October. Nationally, true freshman Dee Bost of Concord, N.C., was tabbed honorable mention freshman All-American by CollegeHoops.net.

ALABAMA STATE QUICK FACTS

Nickname:Hornets
Colors:Old Gold & Black
Conference:SWAC
2007-08 Record:20-10
Conference:15-3, 1st
Starters returning/lost:3/2
Lettermen returning/lost:5/9
Sports Information Director:Meisha Jackson
SID Phone:1-334-229-5215

MISSISSIPPI STATE BY THE NUMBERS . . .

MSU'S 2008-09 RECORD WHEN . . .

Leads at Halftime	5-0
Trails at Halftime	0-2
Is Tied at Halftime	0-0
Shoots 45 % or better from the field	4-0
Shoots less than 45% from the field	1-2
Opp. shoots less than 45% from the field	5-2
Opp. shoots 45% or better from the field	0-0
Outrebound (or ties) the opponent	4-1
Outrebounded by the opponent	1-1
Commits fewer TOs than opponent	2-0
Commits more TOs than opponent	3-2
Holds Opponents to 65 points or less	4-1
In games decided by 10 points or less	1-1

MSU'S 2008-09 RECORD IN . . .

All Games	5-2
Home Games	4-0
Road Games	1-0
Neutral-sites	0-2
Non-SEC Games	5-2
Non-SEC Home Games	4-0
Non-SEC Road Games	1-0
Non-SEC Neutral-site Games	0-2
SEC Games	0-0
SEC Home Games	0-0
SEC Road Games	0-0
Games vs. SEC Western Division	0-0
Games vs. SEC Eastern Division	0-0
November Games	5-2
December Games	0-0
January Games	0-0
February Games	0-0
March Games	0-0
Monday Games	1-0
Tuesday Games	1-0
Wednesday Games	1-0
Friday Games	0-1
Saturday Games	2-1
Overtime Games	0-0
Television Games	0-2
Games vs. Ranked Opponents	0-0

MISC. 2008-09 TEAM STATS

Largest Lead Surrendered in Loss:	4, vs. Texas Tech (11-29-08)
Largest Deficit Overcome in Win:	3, at St. Bonaventure (11-25-08)
Largest Lead at Anytime:	42, North Alabama (11-19-08)
Largest Deficit Anytime:	17, Washington State (11-28-08)

MISCELLANEOUS MSU INDIVIDUAL STATISTICS

Games Scoring in Double Figures: Barry Stewart 5, Ravern Johnson 4, Jarvis Varnado 4, Kodi Augustus 3, Elgin Bailey 2, Dee Bost 2, Romero Osby.

Games Scoring 20-plus Points:

Games Rebounding in Double Figures: Jarvis Varnado 6.

Games With Double Figures in Assists: Dee Bost.

Games With Double-Doubles: Jarvis Varnado 4.

Games As Team's High Scorer (or co-leader): Barry Stewart 3, Jarvis Varnado 3, Kodi Augustus 2, Ravern Johnson, Dee Bost.

Games As Team's High Rebounder (or co-leader): Jarvis Varnado 6, Dee Bost.

Games As Team's Leader in Assists (or co-leader): Dee Bost 6, Barry Stewart.

MSU'S RECORD BY STARTING LINEUP

Bost, Stewart, R. Johnson, Varnado, Augustus	5-2
--	-----

WIN-LOSS DIFFERENTIAL

Diff.	1	2	3	4	5	6	7	8	9	10	11	12	13	14	15	16	17	18	19	20	21	22	23	24	25+
Won					1																1				3
Lost				1						1															

A Closer look At Mississippi State Basketball With Rick Stansbury

MSU Overall Highest Points Scored

11/23/99	ARK-PINE BLUFF	107
03/02/04	AUBURN	105
11/17/98	vs. Ark-Pine Bluff	105
12/15/05	vs. Jacksonville St.	104
12/20/04	FLORIDA A&M	104
12/15/01	vs. LA-Monroe	104
11/19/08	NORTH ALABAMA	102
11/30/00	ALABAMA A&M	102
03/17/07	BRADLEY	101
12/02/02	ALABAMA A&M	100
11/30/02	JACKSONVILLE	100

MSU Overall Highest 3-Pointers Made

12/03/05	SANTA CLARA*	14
03/02/04	AUBURN	14
03/04/00	ALABAMA	14
02/03/07	LSU	13
11/21/04	NICHOLLS STATE	13
03/03/01	SOUTH CAROLINA	13
12/11/99	CENTENARY	13
01/19/08	@ Alabama	12
03/17/07	BRADLEY	12
02/24/07	@ Georgia	12
12/16/06	MCNEESE STATE	12
11/11/06	NICHOLLS	12
03/01/06	@ Arkansas	12
02/09/02	ALABAMA	12
01/10/01	FLORIDA	12
11/27/99	vs. Rutgers	12

MSU Overall Highest Free Throws Made

12/08/01	ARKANSAS STATE	33
12/28/00	vs. LA-Lafayette	33
02/27/02	ARKANSAS	32
01/27/01	MISSISSIPPI	32
02/07/04	MISSISSIPPI	31
01/15/05	ARKANSAS	30
11/21/01	ARKANSAS-LR	30
12/20/04	FLORIDA A&M	29
02/07/01	ALABAMA	29
01/06/01	ARKANSAS	27

MSU Overall Field Goals Made

12/15/01	vs. LA-Monroe	45
11/17/01	NICHOLLS STATE	45
03/02/04	AUBURN	40
12/02/02	ALABAMA A&M	40
03/17/07	BRADLEY	39
12/15/05	vs. Jacksonville St.	38
11/23/99	ARK-PINE BLUFF	38
11/17/98	vs. Ark-Pine Bluff	38
12/22/04	vs. Jacksonville St.	37
12/01/03	MCNEESE STATE	37
11/22/03	TENN-MARTIN	37
11/30/02	JACKSONVILLE	37
11/30/00	ALABAMA A&M	37

MSU Overall Highest Rebounds

11/21/00	MISS VALLEY STATE	75
11/21/98	vs. NW. State	66
11/17/98	vs. Ark-Pine Bluff	64
12/22/04	vs. Jacksonville St.	59
11/21/99	ALABAMA A&M	58
12/10/05	TROY*	58
03/06/04	@ Alabama*	56
11/30/00	ALABAMA A&M	56
12/07/02	LOUISIANA TECH.	56
12/15/05	vs. Jacksonville St.	56

MSU Overall Highest Free Throws Attempted

11/21/01	ARKANSAS-LR	48
02/27/02	ARKANSAS	45
12/08/01	ARKANSAS STATE	44
01/27/01	MISSISSIPPI	44
12/06/03	UAB	43
02/12/05	VANDERBILT	42
11/21/00	MISS VALLEY STATE	42
11/29/06	CHARLOTTE	41
02/07/04	MISSISSIPPI	40
12/28/00	vs. LA-Lafayette	40

THE LAST TIME . . .

THE LAST TIME AN MSU PLAYER...

Scored 34 or more points in a game:
34, Charles Rhodes vs. Oregon (3-21-08)

Scored 35 or more points in a game:
36, Jeff Malone at Ole Miss (2-19-83)

Scored 37 or more points in a game:
39, Jeff Malone vs. Alabama (1-31-83)

Scored 40 or more points in a game:
40, Rickey Brown vs. Auburn (3-7-77)

Scored 20+ points in two consecutive games:
Charles Rhodes (22 vs. Georgia & 34 vs. Oregon, 2007-08)

Scored 20+ points in three consecutive games:
Lawrence Roberts (25 vs. Virginia Tech; 22 vs. Jacksonville State; 25 vs. Florida A&M & 20 at Xavier, 2004-05)

Scored 20+ points in five consecutive games:
Jeff Malone, 1982-83 (11 consecutive games)

Scored 30+ points in back-to-back games:
Jeff Malone (36 at Ole Miss & 30 vs. Georgia, 1982-83)

Scored 30+ points in three consecutive games:
Jeff Malone (33 at LSU; 36 at Ole Miss & 30 vs. Georgia, 1982-83)

Made 10 or more field goals in a game:
10, Charles Rhodes vs. Oregon (3-21-08)

Made 11 or more field goals in a game:
11, Charles Rhodes vs. Auburn (2-27-08)

Made 12 or more field goals in a game:
12, Charles Rhodes vs. Ole Miss (1-26-08)

Made 13 or more field goals in a game:
13, Horatio Webster vs. SW Missouri St. (11-23-97)

Made 14 or more field goals in a game:
14, Cameron Burns at Georgia (1-17-90)

Made 15 or more field goals in a game:
16, Raymond Brown vs. Florida (3-2-85)

Attempted 20 or more field goals in a game:
20, Dietric Slater at Georgia (2-24-07)

Attempted 21 or more field goals in a game:
22, Timmy Bowers at Alabama (3-6-04)

Attempted 23 or more field goals in a game:
24, Horatio Webster vs. UT Martin (12-20-97)

Attempted 25 or more field goals in a game:
25, Chuck Evans at Alabama (3-6-93)

Attempted 26 or more field goals in a game:
26, Tony Watts at Ole Miss (2-22-92)

Attempted 27 or more field goals in a game:
28, Jeff Malone vs. Vanderbilt (1-8-83)

Made six or more 3-pointers in a game:
6, Barry Stewart vs. Tennessee (2-2-08)

Made seven or more 3-pointers in a game:
7, Reginald Delk at Arkansas (3-1-06)

Made eight or more 3-pointers in a game:
8, Winsome Frazier vs. UMKC (11-23-04)

Attempted 11 or more 3-pointers in a game:
11, Jamont Gordon at Ole Miss (2-20-08)

Attempted 12 or more 3-pointers in a game:
12, Jamall Edmonson vs. Kentucky (2-1-06)

Attempted 13 or more 3-pointers in a game:
15, Winsome Frazier vs. UMKC (11-23-04)

Attempted 16 or more 3-pointers in a game:
17, Darryl Wilson vs. Alabama (3-4-95)

Made 14 or more free throws in a game:
14, Charles Rhodes vs. Oregon (3-21-08)

Made 15 or more free throws in a game:
18, Rich Knarr vs. Auburn (2-19-73)

Attempted 18 or more free throws in a game:
18, Charles Rhodes vs. Oregon (3-21-08)

Attempted 19 or more free throws in a game:
19, Carl Nichols vs. Southeastern La. (12-1-88)

Had 16 or more rebounds in a game:
16, Jarvis Varnado vs. Fairleigh Dickinson (11-22-08)

Had 17 or more rebounds in a game:
17, Jarvis Varnado at LSU (1-9-08)

Had 18 or more rebounds in a game:
21, Wesley Morgan vs. SE La. (11-28-05)

Had 22 or more rebounds in a game:
23, Rickey Brown vs. Vanderbilt (12-6-79)

Had 24 or more rebounds in a game:
24, Wiley Peck vs. Alabama (1-27-79)

Had 10 or more offensive rebounds in a game:
10, Wesley Morgan vs. SE La. (11-28-05)

Had 10 or more defensive rebounds in a game:
11, Jarvis Varnado vs. Fairleigh Dickinson (11-22-08)

Had 12 or more defensive rebounds in a game:
13, Jarvis Varnado vs. North Alabama (11-19-08)

Had 10 or more assists in a game:
10, Dee Bost vs. North Alabama (11-19-08)

Had 11 or more assists in a game:
14, Gary Ervin vs. Florida A&M (12-20-04)

Had 15 or more assists in a game:
16, Chuck Evans at UMKC (2-23-93)

Had 10 or more turnovers in a game:
10, Charles Rhodes vs. Nicholls (11-11-06)

Had five or more blocks in a game:
6, Jarvis Varnado at St. Bonaventure (11-25-08)

Had seven or more blocks in a game:
8, Jarvis Varnado vs. Fairleigh Dickinson (11-22-08)

Had nine or more blocks in a game:
9, Jarvis Varnado vs. La. Monroe (11-17-08)

Had 10 or more blocks in a game:
10, Jarvis Varnado vs. Kentucky (1-15-08)

Had 10+ blocks in two consecutive games:
Jarvis Varnado (10 vs. Georgia & 10 vs. Kentucky, 2007-08)

Had five or more steals in a game:
5, Barry Stewart vs. Alabama (3-14-08)

Had six or more steals in a game:
6, Dietric Slater at Georgia (2-24-07)

AN LAST TIME AN MSU TEAM...

Scored 100 or more points:
102 vs. North Alabama (11-19-08)

Scored 100 or more points in an SEC game:
105 vs. Auburn (3-2-04)

Allowed 100 or more points:
115 at Arkansas (2-20-93)

Was held to 52 points or less:
52 vs. Washington St. (11-28-08)

Was held to 51 points or less:
49 vs. Southern Illinois (11-23-07)

Was held to 48 points or less:
36 vs. George Washington (12-8-96)

Held opponent to 60 points or less:
58 vs. Fairleigh Dickinson (11-22-08)

Held opponent to 57 points or less:
49 vs. La. Monroe (11-17-08)

Held opponent to 48 points or less:
39 at LSU (1-9-08)

Shot 50 percent or better from the field:
.508 [30-59] vs. Fairleigh Dickinson (11-22-08)

Shot 55 percent or better from the field:
.576 [34-59] vs. North Alabama (11-19-08)

Shot 60 percent or better from the field:
.600 [33-55] vs. Auburn (2-27-08)

Shot 65 percent or better from the field:
.660 [33-50] vs. Nicholls (11-11-06)

Was held to less than 35 percent from the field:
.326 [15-46] vs. Washington St. (11-28-08)

Was held to less than 32 percent from the field:
.255 [14-55] vs. SE La. (11-28-05)

Held opp. to 35 percent or less from the field:
.242 [16-66] vs. Fairleigh Dickinson (11-22-08)

Made 34 or more field goals:
34 vs. North Alabama (11-19-08)

Made 35 or more field goals:
40 vs. Auburn (3-2-04)

Attempted 70 or more shots from the field:
71 vs. Louisiana Tech (11-10-07)

Attempted 72 or more shots from the field:
75 vs. Troy (12-10-05)

Attempted 40 or fewer shots from the field:
39 vs. Vanderbilt (2-12-05)

Made 10 or more 3-pointers:
11 vs. North Alabama (11-19-08)

Made 12 or more 3-pointers:
12 at Alabama (1-19-08)

Made 13 or more 3-pointers:
14 vs. Santa Clara (12-3-05)

Did not make a 3-pointer:
[0-11] at Alabama (1-18-05)

Made just one 3-pointer:
vs. Southeastern Louisiana (11-28-05)

Made just two 3-pointers:
at Vanderbilt (1-21-06)

Attempted only 10 3-pointers:
10 at LSU (1-29-05)

Attempted six 3-pointers or less:
6 at Ole Miss (1-29-03)

Attempted 25 or more 3-pointers:
25 vs. North Alabama (11-19-08)

Attempted 26 or more 3-pointers:
26 at Alabama (1-19-08)

Attempted 27 or more 3-pointers:
30 at South Alabama (12-15-07)

Attempted 31 or more 3-pointers:
33 vs. Troy (12-10-05)

Made 30 or more free throws:
30 vs. Arkansas (1-15-05)

Made fewer than five free throws:
4 at Alabama (1-19-08)

Made fewer than four free throws:
1 at Kentucky (1-13-07)

Attempted 35 or more free throws:

THE LAST TIME (continued) . . .

36 vs. Oregon (3-21-08)
Attempted 37 or more free throws:
41 vs. Charlotte (11-29-06)
Attempted fewer than 10 free throws:
9 vs. Southern Illinois (11-23-07)
Had 50 or more rebounds:
51 vs. North Alabama (11-19-08)

Had 52 or more rebounds:
58 vs. Troy (12-10-05)
Had 59 or more rebounds:
59 vs. Jacksonville St. (12-22-04)
Had 20 or more assists:
20 vs. La. Monroe (11-17-08)

Had 21 or more assists:
22 vs. Auburn (2-27-08)
Had 23 or more assists:
25 at Loyola Marymount (12-19-07)
Had 20 or more turnovers:
20 vs. Washington St. (11-28-08)
Had 21 or more turnovers:
24 vs. St. Bonaventure (11-25-08)
Had 25 or more turnovers:
25 vs. UT Martin (11-17-07)
Had 26 or more turnovers:
31 at Kentucky (1-7-97)
Had fewer than 10 turnovers:
8 vs. Memphis (3-23-08)

Had fewer than five turnovers:
4 vs. La. Tech (11-10-07)
Had 10 or more blocked shots:
11 vs. Texas Tech (11-29-08)
Had 12 or more blocked shots:
15 vs. Fairleigh Dickinson (11-22-08)
Had 16 or more blocked shots:
16 vs. Georgia (1-12-08)
Had 10 or more steals:
10 vs. North Alabama (11-19-08)
Had 11 or more steals:
12 vs. Centenary (11-15-08)
Had 13 or more steals:
20 vs. Nicholls State (11-17-01)

EXHIBITION 1

MSU 88, MONTEVALLO 59

Nov. 1, 2008 • STARKVILLE, MS

In the season's first of two exhibition contests, Mississippi State rode a double-double performance from junior Jarvis Varnado to take care of visiting Montevallo 88-59 at Humphrey Coliseum.

Varnado, the reigning National Defensive Player of the Year, recorded 17 points on 7-of-9 shooting from the floor to go along with his game-high 12 rebounds. He also blocked eight shots after leading the nation in blocked shots a year ago with 157. Sophomore Ravern Johnson led all scorers on the night with an 8-of-14 performance from the field for a total of 19 points, while freshman Romero Osby pitched in the team's second double-double with 10 points and 11 boards. Dee Bost scored 13 points and handed out seven assists to just three turnovers in the win.

Junior guards Marcus Lancaster and Freddy Little led Montevallo in scoring with 10 points apiece on a collective 8-of-25 shooting performance, while junior forward Nate Flowers led the squad in rebounding with nine boards.

Ranking second nationally in team field-goal percentage defense last year, the Bulldogs followed suit by holding Montevallo to just 23-of-71 shooting from the floor for a 32.6% mark. Also specializing in blocks as a team by ranking second nationally in that category a year ago, MSU swatted 13 shots on the evening. Leading Montevallo in rebounding at halftime 32-21, State never let up and finished the game with a 62-37 advantage.

Montevallo

Player	FG	3FG	FT	RB	PF	PT	A	Min
Flowers f	3-9	0-0	2-5	9	2	8	1	26
Brown f	4-12	0-0	0-1	6	4	8	1	27
Lancaster g	3-8	1-1	3-4	3	1	10	1	23
Humphrey g	2-8	0-4	0-0	0	4	4	0	18
Little g	5-17	0-4	0-1	3	1	10	2	31
Krych	2-4	0-0	5-8	3	4	9	0	15
Ragan	2-7	0-2	0-0	5	0	4	2	23
Hutchinson	0-0	0-0	0-0	0	0	0	1	2
McMillan	0-3	0-2	1-2	2	1	1	1	19
Lynch	1-2	1-2	0-0	0	0	3	0	2
Nelson	0-0	0-0	0-0	0	0	0	0	2
Carlyle	1-1	0-0	0-0	2	3	2	0	12
Team				4				
TOTALS	23-71	2-15	11-21	37	20	59	9	200

Mississippi State

Player	FG	3FG	FT	RB	PF	PT	A	Min
B. Johnson f	1-1	1-1	2-2	5	1	5	0	17
Varnado c	7-9	0-0	3-5	12	1	17	4	24
R. Johnson g	8-14	3-8	0-0	4	2	19	1	24
Bost g	5-12	1-5	2-4	4	2	13	7	32
Stewart g	4-12	2-7	0-0	5	4	10	4	28
Holcombe	1-5	0-3	0-0	3	3	2	0	16
Osby	3-5	0-0	4-6	11	3	10	1	13
Gay	0-1	0-1	0-0	0	0	0	0	2
Benock	0-3	0-3	0-0	4	0	0	3	16
Luczak	0-0	0-0	0-0	1	0	0	1	2
Augustus	2-4	0-1	3-4	5	2	7	2	12
Bolen	0-1	0-0	0-0	1	0	0	0	2
Bailey	1-4	0-0	3-5	4	4	5	0	12
Team				3				
TOTALS	32-71	7-29	17-23	62	22	88	23	200

Halftime: MSU 36, MON 26. FG%: MSU 45.1%, MON 32.4%. 3FG%: MSU 24.1%, MON 13.3%. FT%: MSU 65.4%, MON 52.4%. Turnovers: MSU 21 (Bost, Stewart, Osby, Augustus, Bailey 3), MON 13 (Brown 4). Blocked Shots: MSU 13 (Varnado 8), MON 1 (Carlyle). Steals: MSU 8 (Bost, Benock 2), MON 12 (Ragan 3). Officials: Anthony Jordan, Jeff Nichols, Mike Stuart. Attendance: 2,621.

EXHIBITION 2

MSU 67, OKLAHOMA CITY 65

Nov. 8, 2008 • STARKVILLE, MS

Mississippi State utilized an 18-5 rally in the final minutes to overcome two-time defending NAIA national champion Oklahoma City 67-65 at Humphrey Coliseum in the season's final exhibition outing.

Junior Jarvis Varnado once again flirted with triple-double status in the contest by scoring 12 points, claiming a game-high 13 rebounds, and swatting eight shots after leading the nation in blocks a year ago. Varnado amassed 29 points, 25 rebounds and 16 blocks in State's two exhibition contests.

Senior Brian Johnson fell just a rebound shy of a double-double performance for the Bulldogs with 10 points on 5-of-7 shooting, while standout freshman Dee Bost tallied 11 points and six assists. Junior Barry Stewart and sophomore Ravern Johnson rounded out State scorers in double digits with 11 and 10 points, respectively.

Forward Jamarcus Ellis led the Stars with a game-high 26 points on 10-of-24 shooting along with five rebounds. Senior Sao Paulo, Brazil native Ricardo De Bem pitched in 11 points and seven rebounds while junior Davell Jackson also contributed 11 points.

The Bulldogs never led until the 1:41 mark of the second half when Ravern Johnson drained a 3-pointer for a 65-63 advantage. However, the Stars answered and evened the score on an Ellis jumper, but with 1:23 left, Varnado gave MSU the lead for good on a dunk.

Oklahoma City

Player	FG	3FG	FT	RB	PF	PT	A	Min
Telo f	3-7	0-3	2-3	4	2	8	2	32
Phillips f	2-5	1-4	0-0	4	4	5	1	28
De Bem c	5-13	0-0	1-3	7	3	11	1	27
Ellis g	10-24	5-11	1-2	5	1	26	2	40
Jackson g	5-11	0-0	1-4	6	2	11	5	40
Jones	1-2	0-0	0-0	3	2	2	0	23
Lovelace	1-1	0-0	0-0	4	1	2	0	10
Team				5				
TOTALS	27-63	6-18	5-12	38	15	65	11	200

Mississippi State

Player	FG	3FG	FT	RB	PF	PT	A	Min
Osby f	0-4	0-2	0-0	0	3	0	0	12
Varnado f	4-10	0-0	4-7	13	2	12	1	24
R. Johnson g	4-9	1-4	1-2	5	1	10	1	24
Bost g	3-7	3-6	2-2	2	3	11	6	24
Stewart g	3-11	3-7	2-2	2	0	11	1	24
Holcombe	1-6	0-1	0-0	4	1	2	0	16
Benock	0-3	0-3	0-0	1	1	0	1	16
Augustus	1-2	0-0	0-0	2	0	2	0	6
Turner	1-3	1-2	0-0	1	2	3	0	16
B. Johnson	5-7	0-0	0-1	9	1	10	1	22
Bailey	3-11	0-0	0-3	10	2	6	0	16
Team				4				
TOTALS	25-73	8-25	9-17	53	16	67	11	200

Halftime: OCU 31 MSU 27. FG%: MSU 34.2%, OCU 42.9%. 3FG%: MSU 32.0%, OCU 33.3%. FT%: MSU 52.9%, OCU 41.7%. Turnovers: MSU 19 (Turner 4), OCU 17 (Ellis 6). Blocked Shots: MSU 11 (Varnado 8), OCU 1 (De Bem 1). Steals: MSU 6 (Six with 1), OCU 11 (Three with 3). Officials: Mike Stuart, Patrick Evans, Chuck Jones. Attendance: 2,592.

GAME 1

MSU 77, CENTENARY 55

Nov. 15, 2008 • STARKVILLE, MS

Mississippi State's Ravern Johnson hit five 3-point baskets and scored a team-high 15 points as the Bulldogs defeated Centenary College 77-55 in a season-opening men's basketball game at Humphrey Coliseum.

The Bulldogs scored the game's first seven points and never trailed in the contest. MSU improved to 9-2 in season openers under Coach Rick Stansbury and 76-21 all-time.

MSU set the tone from 3-point range early. Dee Bost and Johnson hit back-to-back 3-pointers to help the Bulldogs spring from the gates. Those two treys would be the first of 10 for the hosts in the contest. The early lead stretched to double digits at 17-7 on a jumper from Riley Benock.

In the opening half, the Bulldogs used a five-on-five rotation as the search for consistency and set lineups will continue in non-conference play. Another 7-0 run allowed the Bulldogs to take their largest first-half lead, at 30-15. In the opening half, the Bulldogs only shot 36.7 percent from the field, yet managed a 34-20 lead at the intermission.

In the second half, the defensive pressure allowed the lead to grow quickly. A jumper by Jacquiese Holcombe ran the advantage to 51-31 with 13:03 remaining. MSU took its largest lead at 27 points on two different occasions in the closing minutes.

Also scoring in double-digits for MSU were Barry Stewart and Elgin Bailey with 13 and 10 points, respectively.

Nick Stallings paced the Gents with 16 points.

Centenary (0-1)

Player	FG	3FG	FT	RB	PF	PT	A	Min
Bohnam f	2-5	0-0	0-1	4	3	4	1	25
Stallings g	6-17	4-7	0-0	7	3	16	1	29
Adams g	4-13	4-8	3-4	6	2	15	6	35
Redus g	2-9	0-2	3-4	1	4	7	2	29
Starring g	1-9	0-3	0-1	2	0	2	0	24
Tubner	0-2	0-1	0-0	4	1	0	2	19
Gatlin	4-8	1-1	0-0	7	0	9	0	27
Hill	0-0	0-0	0-0	0	0	0	0	1
Harris	1-2	0-0	0-2	1	2	2	0	11
Team				6				
TOTALS	20-65	9-22	6-12	38	15	55	12	200

Mississippi State (1-0)

Player	FG	3FG	FT	RB	PF	PT	A	Min
Augustus f	2-3	0-0	2-2	3	2	6	2	17
Varnado f	3-6	0-0	3-5	11	1	9	1	25
R. Johnson g	5-9	5-8	0-0	3	1	15	3	24
Bost g	3-8	2-4	1-2	3	2	9	4	23
Stewart g	4-8	2-4	3-4	3	3	13	1	23
Holcombe	1-2	0-1	0-0	1	2	2	1	17
Osby	1-4	0-1	2-3	7	1	4	1	19
Gay	0-0	0-0	0-0	1	0	0	0	2
Benock	3-3	1-1	0-0	1	0	7	2	15
Luczak	0-0	0-0	0-0	0	0	0	0	2
Turner	1-4	0-3	0-0	5	3	2	2	15
Bolen	0-0	0-0	0-0	0	0	0	0	2
Bailey	4-11	0-0	2-4	3	1	10	0	16
Team				4				
TOTALS	27-48	10-22	13-20	45	16	77	17	200

Halftime: MSU 34 CEN 20. FG%: MSU 46.6%, CEN 30.8%. 3FG%: MSU 45.5%, CEN 40.9%. FT%: MSU 65.0%, CEN 50.0%. Turnovers: MSU 17 (Stewart 4), CEN 18 (Gatlin 4). Blocked Shots: MSU 16 (Varnado 7), CEN 4 (Bonham 2). Steals: MSU 12 (Stewart 4), CEN 11 (Adams 4). Officials: Doug Shows, Ron Groover, Tracy Woodson. Attendance: 8,063.

GAME 2

MSU 78, LOUISIANA-MONROE 49 Nov. 17, 2008 • STARKVILLE, MS

Junior guard Barry Stewart connected on three of his six attempts from long range and scored 17 points to lead the Mississippi State Bulldogs to a commanding 78-49 victory against the visiting Louisiana-Monroe Warhawks.

Stewart finished the game 6 of 9 from the floor along with an assist, block and steal. Jarvis Varnado swatted nine shots by halftime and finished with that total to go with 11 rebounds for the game. Outstanding freshman point guard Dee Bost handed out seven assists and shot 3 of 6 from behind the arc to score 14 points.

Sophomore big men Elgin Bailey and Kodi Augustus notched nine and eight boards, respectively, while sophomore shooting specialist Raven Johnson grabbed four rebounds and scored 10 points. Augustus also scored a career-high 12 points.

Starkville native, junior Jarvis Hill led the Warhawks with 19 points on 8-of-17 shooting and four rebounds.

State suffocated ULM from the tip as the Warhawks connected on just three of their first 16 attempts from the floor.

Conversely, State drained five of their first seven treys and never trailed en route to a 35-24 advantage at the half.

MSU quickly stormed out to a 55-35 lead in the second stanza on an 18-4 run, capped by a made three-point conversion from the charity stripe by Bailey. From that point forward the Bulldogs dominated the game, finishing on a 10-2 streak.

Louisiana-Monroe (1-1)

Player	FG	3FG	FT	RB	PF	PT	A	Min
Turner	f 1-2	0-0	0-0	3	4	2	0	21
Nweke	f 0-7	0-1	0-0	5	4	0	0	24
Hooper	g 5-16	1-5	3-8	5	3	14	1	34
Hill	g 8-17	1-7	2-4	4	3	19	0	28
Roberts	g 0-0	0-0	0-0	1	0	0	0	13
Forbes	1-1	1-1	0-0	0	0	3	0	3
Williams	0-5	0-2	0-0	0	0	0	1	12
Lassiter	0-4	0-1	0-0	0	3	0	2	15
Averette	0-2	0-1	0-0	2	1	0	2	12
Thomas	3-8	1-2	0-0	4	3	7	2	16
Hampton	2-6	0-0	0-2	3	4	4	0	19
Garrison	0-1	0-1	0-0	0	0	0	0	3
Team				9				
TOTALS	20-69	4-21	5-14	36	25	49	8	200

Mississippi State (2-0)

Player	FG	3FG	FT	RB	PF	PT	A	Min
Augustus	f 4-5	1-1	3-3	8	2	12	2	21
Varnado	f 1-4	0-0	0-1	11	1	2	1	27
R. Johnson	g 4-9	2-4	0-1	4	2	10	2	27
Bost	g 4-9	3-6	3-4	3	1	14	7	26
Stewart	g 6-9	3-6	2-4	1	3	17	1	26
Holcombe	2-3	0-1	0-0	2	3	4	0	12
Osby	2-4	0-0	3-3	2	2	7	0	14
Gay	0-0	0-0	0-0	0	0	0	0	1
Benock	0-2	0-2	0-0	2	2	0	2	12
Luczak	1-1	0-0	0-0	0	0	2	0	1
Turner	1-3	0-1	1-2	2	1	3	4	14
Bolen	0-0	0-0	0-0	0	0	0	0	2
Bailey	3-7	0-0	1-1	9	1	7	1	17
Team				6				
TOTALS	28-56	9-21	13-19	50	18	78	20	200

Halftime: MSU 35 ULM 24. FG%: MSU 50.0%, ULM 29.0%. 3FG%: MSU 42.9%, ULM 19.0%. FT%: MSU 68.4%, ULM 35.7%. Turnovers: MSU 20 (Varnado, Stewart, Bailey 3), ULM 13 (Roberts, Lassiter 2). Blocked Shots: MSU 12 (Varnado 9), ULM 0. Steals: MSU 4 (4 tied with 1), ULM 7 (Turner, Hill 2). Officials: J.B. Caldwell, Tom Eades, Chuck Jones. Attendance: 8,732

GAME 3

MSU 102, NORTH ALABAMA 61 Nov. 19, 2008 • STARKVILLE, MS

Junior Jarvis Varnado blocked seven shots and matched a career-high 16 points to power the Bulldogs to a 102-61 victory against the North Alabama Lions in first-round action of the Legends Classic at Humphrey Coliseum.

He also slammed the boards for 14 rebounds to record his first double-double of the young season. Tying for the team lead was fellow junior Barry Stewart, who drained 3-of-5 treys for 16 points. Sophomores Elgin Bailey and Kodi Augustus continued their solid play with a combined 18 points and 12 rebounds, while Bailey had 10 points.

Freshman Romero Osby finished with 15 points, while Dee Bost tallied 10 assists.

MSU, which hasn't trailed at all this year, stormed out of the gates behind three Varnado blocks in the first three minutes, while hitting five of their first seven attempts from the floor. Midway through the first half, State staked a 20-2 run, sparked by back-to-back threes from Osby and sophomore Riley Benock to hold a 48-30 halftime advantage.

North Alabama took the initiative into the second stanza, however, by scoring six straight points to start the half.

MSU eclipsed the 100-point mark for the first time since scoring 101 against Bradley in the second round of the NIT in 2007, while State's bench accomplished a rare feat by combining for an impressive total of 47 points.

Following suit, the Dawgs put up an outstanding number on the boards, outrebounding UNA, 51-27.

North Alabama (2-1)

Player	FG	3FG	FT	RB	PF	PT	A	Min
Gay	f 2-12	1-3	0-0	5	1	5	1	32
Fraise	f 7-22	1-5	2-3	5	1	17	2	34
Collins	g 0-4	0-3	0-0	2	3	0	1	22
Johnson	g 4-10	2-4	0-0	3	2	10	3	28
Redden	g 6-9	2-4	2-2	3	3	16	1	26
Speight	0-3	0-1	4-8	3	0	4	0	15
McCants	1-1	0-0	0-2	0	1	2	0	11
Deegan	1-1	1-1	0-0	0	0	3	0	5
Lima	2-6	0-0	0-0	2	5	4	0	13
Hunter	0-4	0-1	0-0	3	4	0	2	14
Team				1				
TOTALS	23-72	7-22	8-15	27	20	61	10	200

Mississippi State (3-0)

Player	FG	3FG	FT	RB	PF	PT	A	Min
Augustus	f 3-5	0-2	2-2	7	1	8	0	22
Varnado	f 6-7	0-0	4-4	14	1	16	0	22
R. Johnson	g 3-7	2-5	0-0	2	1	8	1	23
Bost	g 2-5	1-3	2-2	2	2	7	10	23
Stewart	g 5-8	3-5	3-4	2	2	16	1	22
Holcombe	2-5	0-1	0-0	5	0	4	0	18
Osby	5-9	1-3	4-4	3	0	15	0	18
Gay	0-0	0-0	0-0	0	0	0	0	1
Benock	3-4	2-3	0-0	1	4	8	1	13
Luczak	0-0	0-0	0-0	0	0	0	0	2
Turner	2-4	2-3	2-2	4	0	8	3	16
Bolen	1-1	0-0	0-0	0	0	2	1	4
Bailey	2-4	0-0	6-8	5	1	10	2	16
Team				6				
TOTALS	34-59	11-25	23-26	51	12	102	17	200

Halftime: MSU 48, UNA 30. FG%: MSU 57.6%, UNA 31.9%. 3FG%: MSU 44.0%, UNA 31.8%. FT%: MSU 88.5%, UNA 53.3%. Turnovers: MSU 21 (Bost 5), UNA 15 (Johnson, Lima, Hunter 3). Blocked Shots: MSU 13 (Varnado 7), UNA 2 (Lima, Hunger 1). Steals: MSU 10 (Turner 3), UNA 12 (Speight 3). Officials: James Barker, Gerrald Drummond, Chuck Jones. Attendance: 8,579.

GAME 4

MSU 84, FAIRLEIGH DICKINSON 58 Nov. 22, 2008 • STARKVILLE, MS

Junior Jarvis Varnado blocked eight shots and became Mississippi State's all-time leader in that category as the Bulldogs upended Fairleigh Dickinson in the second round of the Legends Classic, 84-58, at Humphrey Coliseum.

Varnado, who also recorded his second-straight double-double with 14 points and 16 rebounds, broke Erick Dampier's total of 249 blocks set from 1994-96.

As a team, MSU swatted away 15 shots, one shy of tying the school record set last year against Georgia.

The Bulldogs, who led from start to finish, also forced 19 turnovers and collected seven steals, while limiting the Knights to 16-of-66 shooting after misfiring on their first 16 shots.

Offensively, Barry Stewart and Raven Johnson rounded out the double-digit scoring with 12 and 11 points, respectively.

Sophomore Phil Turner tied a season high with eight points on 3-of-4 shooting while freshman Twany Beckham notched two steals and four points in his Maroon and White debut.

FDU junior guard Cameron Tyler hit just 3 of his 15 attempts from the floor but managed 16 points to lead the Knights in scoring, followed by Terence Grier with 10.

MSU freshman point guard Dee Bost handed out six assists to give him an SEC-best 27, and the Bulldogs improved to 4-0 for the first time since 2003-04.

Fairleigh Dickinson (0-3)

Player	FG	3FG	FT	RB	PF	PT	A	Min
Baptiste	f 1-12	1-5	2-2	11	1	5	0	21
Svrclik	f 3-11	0-3	3-4	8	4	9	0	37
Galvin	g 0-4	0-0	3-4	7	4	3	2	23
Fernley	g 1-1	1-1	0-0	0	0	3	0	7
Blackgrove	g 0-0	0-0	0-0	0	0	0	0	4
Grier	3-5	1-1	3-4	3	3	10	0	17
Stasyszyn	0-3	0-2	0-0	1	2	0	0	17
Tyler	3-15	1-4	9-21	1	2	16	3	33
Moore	3-9	1-5	0-0	8	0	7	1	21
Mofunanya	2-6	0-0	1-4	8	5	5	1	20
Team				3				
TOTALS	16-66	5-21	21-39	50	21	58	7	200

Mississippi State (4-0)

Player	FG	3FG	FT	RB	PF	PT	A	Min
Augustus	f 3-3	0-0	0-0	6	5	6	1	15
Varnado	f 5-9	0-0	4-7	16	2	14	1	24
R. Johnson	g 4-10	3-6	0-0	4	1	11	0	23
Bost	g 2-8	0-4	2-4	1	3	6	6	24
Stewart	g 4-9	2-5	2-4	2	1	12	2	23
Holcombe	0-1	0-1	1-2	0	3	1	0	10
Beckham	2-2	0-0	0-1	2	2	4	2	10
Osby	3-7	1-3	2-2	5	3	9	1	23
Gay	0-0	0-0	0-0	0	0	0	0	1
Benock	2-4	2-4	0-0	1	1	6	1	17
Turner	3-4	1-1	1-2	2	3	8	1	11
Bolen	0-0	0-0	0-0	0	0	0	0	2
Bailey	2-2	0-0	3-6	4	5	7	0	17
Team				2				
TOTALS	30-59	9-24	15-28	45	29	84	15	200

Halftime: MSU 43, FDU 19. FG%: MSU 50.8%, FDU 24.2%. 3FG%: MSU 37.5%, FDU 23.8%. FT%: MSU 53.6%, FDU 53.8%. Turnovers: MSU 16 (Bost 4), FDU 19 (Mofunanya 5). Blocked Shots: MSU 15 (Varnado 8), FDU 3 (Mofunanya 2). Steals: MSU 7 (Beckham 2), FDU 5 (Moore 2). Officials: Frank Raposo, Tim Ebersol, Scott Bolnick. Attendance: 9,028

GAME 5

MSU 76, ST. BONAVENTURE 71 Nov. 25, 2008 • OLEAN, NY

Mississippi State scored the game's final five points to hold off St. Bonaventure 76-71 in front of a sellout crowd at the Reilly Center.

The Bulldogs won their first road game of the young season and moved to 5-0 for the first time since the 2003-04 squad won their first 13 games. Still, the contest was not without its dramatic moments at the end. MSU appeared to have things well in hand, taking a 63-48 lead with 9:31 remaining.

However, defensive pressure and some turnovers allowed the Bonnies to stage one final rally. SBU tied the game 71-all on a 3-point basket from Chris Matthews, capping a 10-2 run. The tie was short lived as Twany Beckham broke the tie by hitting one of two free throws with 1:21 remaining. A basket by Ravern Johnson upped the advantage with 18 seconds remaining. Johnson returned to the line to sink a pair of game-clinching free throws with one second left.

Jarvis Varnado had a huge night for the Bulldogs with 19 points, 12 rebounds and six blocks. Ravern Johnson added 18 points and seven rebounds for the Bulldogs.

Ray Blackburn paced the Bonnies with 22 points. Andrew Nicholson scored 13 points, while Chris Matthews and Jonathan Hall each added 10 points.

For the contest, the Bulldogs shot 42.4 percent from the floor (25 of 59) and was 5 of 13 from 3-point range.

Mississippi State (5-0)

Player	FG	3FG	FT	RB	PF	PT	A	Min
R. Johnson g	6-9	2-3	4-4	7	1	18	1	29
Augustus f	2-6	0-1	0-1	6	4	4	1	19
Varnado c	7-12	0-0	5-7	12	3	19	0	34
Bost g	1-8	0-1	4-5	4	2	6	2	20
Stewart g	1-9	1-4	0-0	3	3	3	4	32
Beckham	2-3	0-0	4-6	1	1	8	3	20
Osby	3-4	0-0	0-0	4	5	6	0	18
Benock	2-3	2-3	0-0	10	0	6	0	8
Turner	1-4	0-1	4-4	3	0	6	3	14
Bailey	0-1	0-0	0-0	1	2	0	0	6
Team				4				
TOTALS	25-59	5-13	21-27	46	21	76	14	200

St. Bonaventure (3-2)

Player	FG	3FG	FT	RB	PF	PT	A	Min
Nicholson f	6-11	0-0	1-4	9	3	13	0	27
Carter f	3-9	0-1	1-2	5	1	7	0	14
Matthews g	4-11	2-6	0-0	6	4	10	1	35
Hall g	4-10	0-1	2-2	2	4	10	1	31
Eleby g	0-6	0-0	1-4	3	4	1	4	24
Blackburn	6-11	3-3	7-8	1	4	22	4	30
Thomas	2-3	0-0	1-2	2	3	5	0	11
Benson	0-0	0-0	0-0	0	0	0	0	4
Cook	0-2	0-0	0-0	2	1	0	1	13
Davenport	1-4	0-2	1-1	1	1	3	0	11
Team				5				
TOTALS	26-67	5-13	14-23	36	25	71	11	200

Halftime: MSU 36, SBU 34. FG%: MSU 42.4%, SBU 38.8%. 3FG%: MSU 38.5%, SBU 38.5%. FT%: MSU 77.8%, SBU 60.9%. Turnovers: MSU 24 (Bost 6), SBU 17 (Hall 5). Blocked Shots: MSU 7 (Varnado 6), SBU 4 (Nicholson, Davenport 2). Steals: MSU 7 (Bost 3), SBU 9 (Hall 5). Officials: Mike Roberts, James Reeding, Gene Crawford. Attendance: 5,111.

GAME 6

WASHINGTON STATE 63, MSU 52 Nov. 28, 2008 • NEWARK, NJ

A spirited second-half rally fell short as Mississippi State dropped a 63-52 decision to Washington State in a semifinal round matchup of the Legends Classic at the Prudential Center.

The Bulldogs trailed by as many as 17 midway through the second half. A 9-0 run helped MSU cut the deficit to six before a more-experienced Cougars squad pulled away for the final margin.

MSU lost for the first time on the young season, falling to 5-1. Washington State, a member of the Pac 10 Conference, improved to 5-0.

The lead changed hands on a couple of occasions in the opening half. A Barry Stewart 3-point basket gave MSU its largest lead of the afternoon at 18-15, but WSU ended the half on a 20-8 run. That run including a pair of baskets from Aron Baynes, who was 6 of 6 in the opening half.

In the second frame, WSU's physical defense in the opening stages allowed the Cougars to stretch the advantage to 52-35 with less than 10 minutes remaining. But another 3-point basket by Stewart sparked a 9-0 run as the Bulldogs closed the deficit to 52-44. MSU would then cut the lead to six points, before making turnovers on three of the game's next four possessions.

Kodi Augustus and Stewart each had 10 points to pace the Bulldogs. Dee Bost added eight points, while Romero Osby and Ravern Johnson each added seven.

Mississippi State (5-1)

Player	FG	3FG	FT	RB	PF	PT	A	Min
R. Johnson g	3-7	1-1	0-0	2	3	7	1	30
Augustus f	2-7	1-3	5-6	4	2	10	0	27
Varnado c	1-3	0-0	0-2	5	0	2	1	25
Bost g	0-5	1-3	5-6	7	5	8	3	30
Stewart g	3-10	2-5	2-2	2	3	10	0	30
Beckham	0-2	0-0	1-2	0	0	1	1	10
Osby	3-6	0-1	3-4	0	1	7	0	13
Benock	0-0	0-0	0-0	1	0	0	1	10
Turner	2-3	1-1	0-0	4	2	5	0	10
Bailey	1-3	0-0	0-1	3	2	2	0	15
Team				3				
TOTALS	15-46	6-14	16-23	31	18	52	7	200

Washington State (5-0)

Player	FG	3FG	FT	RB	PF	PT	A	Min
Harmeling f	1-4	0-3	2-2	0	2	4	0	26
Baynes c	8-10	0-0	1-3	4	5	17	0	22
Thompson g	7-14	1-5	4-4	10	1	19	1	37
Koprivica g	3-7	1-2	0-1	6	2	7	3	36
Rochestie g	2-14	0-3	4-5	3	1	8	5	37
Capers	0-0	0-0	0-0	1	0	0	0	10
Casto	2-4	0-0	0-0	2	4	4	0	16
Forrest	2-5	0-0	0-0	5	4	4	1	16
Team				4				
TOTALS	25-58	2-13	11-15	35	19	63	10	200

Halftime: WSU 35, MSU 26. FG%: MSU 32.6%, WSU 43.1%. 3FG%: MSU 42.9%, WSU 15.4%. FT%: MSU 69.6%, WSU 73.3%. Turnovers: MSU 20 (R. Johnson 5), WSU 12 (Rochestie 4). Blocked Shots: MSU 8 (Varnado 4), WSU 4 (Baynes 2). Steals: MSU 7 (Bailey 2), WSU 11 (Rochestie 4). Officials: Mike Wood, Tony Hawkins, Brent Hampton. Attendance: 3,510.

LAST TIME OUT

TEXAS TECH 77, MSU 73 Nov. 29, 2008 • NEWARK, NJ

Mississippi State could not match a hot-shooting Texas Tech ball club and fell to the Red Raiders 77-73 in the third place game of the Legends Classic at the Prudential Center.

Known for a always-shooting offensive attack, the Red Raiders rammed home 10 3-point baskets to lead to the victory.

MSU, which has started the season strong from the foul line, could not convert Saturday, as the Bulldogs only hit 17 of 31 free throws in the contest.

Trailing 9-5, Texas Tech used a 14-1 run to take the lead for good in the basketball game. The Red Raiders led by as many as 11 in the opening half and took a 42-34 lead into the intermission.

The Bulldogs used a strong offensive second half from Kodi Augustus and strong inside play from Jarvis Varnado to crawl back into the game. Still the Bulldogs never could get over the hump. Dee Bost rammed home a 3-pointer to cut the deficit to 49-47 with 14:00 remaining.

MSU trailed by no more than seven points but also could get no closer than that two-point spread the rest of the way.

For the Bulldogs, Augustus and Bost each had 16 points for game-high honors. Bost hit three 3-point baskets. Varnado added 11 points, while Ravern Johnson scored nine points. Varnado also had a team-high 10 rebounds.

John Roberson led Texas Tech with 13 points, while Okorie and Tyree Graham each added 11 points.

Texas Tech (6-1)

Player	FG	3FG	FT	RB	PF	PT	A	Min
Roberts f	2-4	0-0	0-0	4	3	4	0	16
Cook f	3-7	2-4	2-4	4	2	10	0	25
Voskuil g	4-10	2-5	0-0	4	3	10	5	32
Roberson g	4-9	2-3	3-3	3	4	13	3	26
Okorie g	4-13	1-3	2-3	6	0	11	0	23
Graham	3-11	2-4	3-3	2	2	11	1	28
Lewandowski	1-1	0-0	0-0	1	0	2	0	3
Prince	1-1	0-0	0-0	2	2	2	2	10
Cohadarevic	2-3	0-1	2-3	2	4	6	1	18
Singletary	2-5	1-2	3-4	6	2	8	1	19
Team				5				
TOTALS	26-64	10-22	15-20	39	22	77	13	200


Mississippi State (5-2)

Player	FG	3FG	FT	RB	PF	PT	A	Min
R. Johnson g	4-10	1-5	0-0	7	3	9	2	32
Augustus f	6-12	0-2	4-5	9	3	16	0	25
Varnado c	4-6	0-0	3-4	10	3	11	1	27
Bost g	6-16	3-6	1-4	4	4	16	3	32
Stewart g	2-8	0-5	1-4	4	4	5	1	28
Beckham	2-3	0-0	0-0	1	0	4	0	8
Osby	0-1	0-0	7-10	6	2	7	0	15
Benock	0-4	0-2	0-0	2	0	0	0	12
Turner	1-2	0-0	0-0	1	0	2	0	8
Bailey	1-3	0-0	10-4	3	1	3	0	13
Team				1				
TOTALS	26-65	4-2	17-31	48	20	73	7	200

Halftime: TTU 42, MSU 34. FG%: MSU 40.0%, TTU 40.6%. 3FG%: MSU 20.0%, TTU 45.5%. FT%: MSU 54.8%, TTU 75.0%. Turnovers: MSU 11 (Augustus 3), TTU 10 (Roberson, Singletary 3). Blocked Shots: MSU 9 (Varnado, Stewart, Bailey 2), TTU 2 (Cook 2). Steals: MSU 6 (Bost 3), TTU 3 (Prince 2). Officials: Ray Natilli, Tony Hawkins, Brian Dorsey. Attendance: 2,991.



Meet Jarvis Varnado



Jarvis Varnado

6-9 • 210 • Jr.

2L • Forward

Brownsville, TN

32

VARNADO BY THE NUMBERS

SEASON HIGHS

- Points: 19, at St. Bonaventure (11-25-08)
- FGM: 7, at St. Bonaventure (11-25-08)
- FGA: 12, at St. Bonaventure (11-25-08)
- 3GM: 0
- 3GA: 0
- FTM: 5, at St. Bonaventure (11-25-08)
- FTA: 7, Fairleigh Dickson (11-15-08), at St. Bonaventure (11-25-08)
- Rebounds: 16, Fairleigh Dickson (11-15-08)
- Assists: 1, four times (Last: Texas Tech on 11-29-08)
- Blocks: 9, LA-Monroe (11-17-08)
- Steals: 1, Centenary (11-15-08)
- Minutes: 34, at St. Bonaventure (11-25-08)
- Season double-doubles: 4

CAREER

- Points: 19, at St. Bonaventure (11-25-08)
- FGM: 7, Vanderbilt (3-5-08), at St. Bonaventure (11-25-08)
- FGA: 12, at St. Bonaventure (11-25-08)
- 3GM: 1, LSU (3-8-08)
- 3GA: 1, LSU (3-8-08)
- FTM: 6, Lafayette (1-5-08)
- FTA: 10, Kentucky (1-15-08)
- Rebounds: 17, LSU (1-9-08)
- Assists: 2, 3 times (last: Auburn, 2-27-08)
- Blocks: 10, 3 times (last: Kentucky, 1-15-08)
- Steals: 3, Alabama (1-19-08), South Alabama (12-15-07)
- Minutes: 40, Alabama-SECT (3-14-08)
- Career double-doubles: 11

- ◆ Leads the nation with 45 blocked shots, more than nine of the SEC teams, and is tops in the league with an average of 11.8 rebounds.
- ◆ With eight blocks against Fairleigh Dickinson, became MSU's all-time leader, surpassing Erick Dampier's mark of 249 set from 1994-96.
- ◆ Has recorded four double-doubles in the last five games.
- ◆ Set a school-record with nine first-half blocks against North Alabama.
- ◆ A preseason All-SEC selection. Made the All-SEC team last year as sophomore.

ALL-AMERICAN, ALL-SEC CANDIDATE 2007-08 NATIONAL DEFENSIVE PLAYER OF THE YEAR

2006-07

Opponent	Min	FG-FGA	Pct	FT-FTA	Pct	Off	DEF	TOT	Blk	Pts
NICHOLLS	14	2-2	1.000	1-1	1.000	1	5	6	3	5
L. MARYMOUNT	12	0-1	.000	1-2	.500	0	1	1	1	1
WINTHROP	9	1-3	.333	0-0	.000	1	2	3	2	2
at Clemson	12	4-5	.800	1-2	.500	1	2	3	0	9
CHARLOTTE	11	1-3	.333	0-2	.000	1	2	3	1	2
Texas A&M-Corpus Christi	22	3-5	.600	1-2	.500	2	7	9	5	7
SOUTH ALABAMA	22	2-4	.500	3-4	.750	3	3	6	3	7
at Miami (Fla.)	12	3-3	1.000	1-2	.500	2	3	5	1	7
MCNEESE STATE	20	6-7	.857	1-3	.333	3	4	7	4	13
ALABAMA STATE	23	6-9	.667	0-0	.000	4	1	5	7	12
vs New Orleans	24	4-6	.667	5-8	.625	4	11	15	7	13
at George Mason	24	3-6	.500	2-4	.500	2	4	6	4	8
at Missouri	19	3-5	.600	1-2	.500	2	7	9	0	7
at Tennessee	16	1-2	.500	0-2	.000	1	4	5	2	2
OLE MISS	13	1-2	.500	0-0	.000	0	1	1	0	2
at Kentucky	17	1-4	.250	0-0	.000	2	0	2	1	2
AUBURN	7	1-2	.500	0-0	.000	1	2	3	1	2
FLORIDA	15	2-3	.667	0-0	.000	3	3	6	3	4
SOUTH CAROLINA	11	1-1	1.000	0-0	.000	0	2	2	1	2
at Ole Miss	10	1-2	.500	2-2	1.000	0	0	0	2	4
LSU	8	1-2	.500	0-0	.000	0	0	0	1	2
at Alabama	13	1-3	.333	2-2	1.000	4	1	5	3	4
at Auburn	11	2-4	.500	0-0	.000	1	1	2	2	4
ARKANSAS	10	2-2	1.000	0-0	.000	1	4	5	4	4
at LSU	8	1-1	1.000	0-0	.000	1	0	1	0	2
VANDERBILT	11	2-2	1.000	0-0	.000	1	1	2	1	4
at Georgia	7	0-2	.000	0-0	.000	0	0	0	0	0
at Arkansas	6	1-1	1.000	0-0	.000	0	1	1	1	2
ALABAMA	10	5-6	.833	0-2	.000	7	1	8	2	10
vs Kentucky	9	0-0	.000	0-0	.000	0	2	2	1	0
vs Arkansas	9	3-3	1.000	1-2	.500	2	1	3	1	7
MISS. VALLEY ST.	13	3-3	1.000	2-3	.667	2	3	5	1	8
BRADLEY	16	3-7	.429	0-0	.000	6	6	12	3	6
FLORIDA STATE	18	5-5	1.000	0-0	.000	2	0	2	1	10
vs West Virginia	11	0-0	.000	0-0	.000	1	0	1	1	0
Totals	473	75-116	.647	24-45	.533	61	85	146	67	174

2007-08

Opponent	Min	FG-FGA	Pct	FT-FTA	Pct	Off	DEF	TOT	Blk	Pts
LOUISIANA TECH	26	1-5	.200	2-2	1.000	1	4	5	6	4
CLEMSON	27	3-7	.429	1-2	.500	6	6	12	6	7
UT MARTIN	27	4-4	1.000	0-0	.000	3	13	16	3	8
vs UC Irvine	19	1-2	.500	0-1	.000	3	3	6	2	2
vs Southern Illinois	36	3-3	1.000	0-2	.000	2	5	7	2	6
vs Miami (OH)	30	1-3	.333	0-2	.000	2	4	6	5	2
MURRAY STATE	24	1-1	1.000	0-0	.000	3	4	7	2	2
SE LOUISIANA	17	4-6	.667	0-0	.000	0	3	3	4	8
MIAMI (FL)	31	4-6	.667	0-0	.000	2	5	7	10	8
at South Alabama	34	4-5	.800	1-4	.250	4	6	10	6	9
at Loyola Marymount	20	4-4	1.000	2-6	.333	2	4	6	9	10
at Texas A&M-Corpus Christi	24	1-9	.111	0-0	.000	5	2	7	0	2
MISSOURI	23	4-6	.667	1-4	.250	3	5	8	5	9
vs Lafayette	26	5-5	1.000	6-9	.667	3	9	12	5	16
at LSU	25	6-10	.600	1-4	.250	5	12	17	7	13
GEORGIA	21	4-5	.800	1-1	1.000	2	7	9	10	9
KENTUCKY	36	3-5	.600	4-10	.400	2	10	12	10	10
at Alabama	21	2-4	.500	0-2	.000	4	2	6	0	4
OLE MISS	29	4-5	.800	4-4	1.000	0	8	8	4	12
at Arkansas	24	0-1	.000	1-2	.500	2	4	6	4	1
TENNESSEE	30	2-4	.500	1-4	.250	1	3	4	2	5
ALABAMA	30	4-5	.800	0-0	.000	1	2	3	2	8
at Auburn	23	4-4	1.000	0-0	.000	0	3	3	6	8
ARKANSAS	29	3-4	.750	4-6	.667	2	8	10	3	10
at Ole Miss	32	3-5	.600	0-0	.000	4	2	6	6	6
at South Carolina	37	3-5	.600	1-1	1.000	1	11	12	5	7
AUBURN	37	6-7	.857	2-4	.500	2	7	9	4	14
at Florida	37	4-7	.571	3-8	.375	1	10	11	7	11
at Vanderbilt	33	7-9	.778	2-5	.400	1	2	3	1	16
LSU	27	3-8	.375	0-0	.000	3	3	6	7	7
vs Alabama	40	4-5	.800	2-3	.667	2	9	11	3	10
vs Georgia	33	0-0	.000	3-4	.750	1	5	6	1	3
vs Oregon	32	5-7	.714	1-2	.500	1	7	8	4	11
vs Memphis	28	2-4	.500	7-8	.875	1	1	2	5	11
Totals	968	109-170	.641	50-100	.500	75	189	264	157	269

2008-09


Opponent	Min	FG-FGA	Pct	FT-FTA	Pct	Off	DEF	TOT	Blk	Pts
CENTENARY	25	3-6	.500	3-5	.600	4	7	11	7	9
La-MONROE	27	1-4	.250	0-1	.000	3	8	11	9	2
N. ALABAMA	22	6-7	.857	4-4	1.000	1	13	14	7	16
F. DICKINSON	24	5-9	.556	4-7	.571	5	11	16	8	14
at St. Bonaventure	34	7-12	.583	5-7	.714	5	7	12	6	19
vs Washington St.	25	1-3	.333	0-2	.000	2	3	5	4	2
vs Texas Tech	27	4-6	.667	3-4	.750	2	8	10	4	11
Totals	184	27-47	.574	19-30	.633	22	57	79	45	73

VARNADO'S CAREER NUMBERS

Year	Min	FG-FGA	Pct	FT-FTA	Pct	Off	DEF	TOT	Blk	Pts
2006-07	473	75-116	.647	24-45	.533	61	85	146	67	174
2007-08	968	109-170	.641	50-100	.500	75	189	264	157	269
2008-09	184	27-47	.574	19-30	.633	22	57	79	45	73
Totals	1,625	211-333	.634	93-175	.531	158	331	489	269	516



Meet Barry Stewart



Barry Stewart

6-3 • 170 • Jr.

2L • Guard

Shelbyville, TN

22

STEWART BY THE NUMBERS

SEASON HIGHS

- Points: 17, La-Monroe (11-17-08)
- FGM: 6, La-Monroe (11-17-08)
- FGA: 10, Washington State (11-28-08)
- 3GM: 3, North Alabama (11-19-08), La-Monroe (11-17-08), Texas Tech (11-29-08)
- 3GA: 6, La-Monroe (11-17-08), Texas Tech (11-29-08)
- FTM: 3, North Alabama (11-19-08), Centenary (11-15-08)
- FTA: 5, Washington State (11-28-08)
- Rebounds: 4, Texas Tech (11-29-08)
- Assists: 4, at St. Bonaventure (11-25-08)
- Blocks: 2, Texas Tech (11-29-09)
- Steals: 4, Centenary (11-15-08)
- Minutes: 32, at St. Bonaventure (11-25-08)
- Season double-doubles: 0

CAREER

- Points: 24, Missouri (12-30-07)
- FGM: 8, Missouri (12-30-07)
- FGA: 14, 3 times (last: Georgia 3-15-08 in SECT)
- 3GM: 6, Tennessee (2-2-08)
- 3GA: 9, Miami (12-13-07)
- FTM: 10, Auburn (1-20-07)
- FTA: 10, Auburn (1-20-07)
- Rebounds: 11, LA-Tech (11-10-07)
- Assists: 7, Missouri (12-30-07)
- Blocks: 2, Texas Tech (11-29-08)
- Steals: 5, Alabama (3-14-08)
- Minutes: 44, Alabama-SECT (3-14-08)
- Career double-doubles: 1

- ◆ Former All-SEC freshman is second on the team in scoring with a 10.9 clip.
- ◆ Has scored in double digits in five of the Bulldogs' seven games.
- ◆ Is tied for third on the team with nine assists.
- ◆ Best outing this year came against Louisiana-Monroe when he scored 17 points.
- ◆ Is second on the team with nine steals.
- ◆ With 13 made 3-pointers on the year, he now has 143 for his career, the seventh most in school history. With 19 more, he'll move past Bart Hyche (1996-99) into sole possession of fifth.

ALL-SEC CANDIDATE 2006-07 ALL-SEC FRESHMAN TEAM

2006-07

Opponent	Min	FG-FGA	Pct	3PTA-M	PCT	FT-FTA	Pct	Reb	A	TO	Blk	Stl	Pts
NICHOLLS	24	5-8	.625	2-5	.400	2-3	.667	2	1	2	0	3	14
LOYOLA MARYMOUNT	26	3-4	.750	1-1	1.000	6-7	.857	4	1	1	0	1	13
WINTHROP	23	3-8	.375	3-6	.500	0-0	.000	5	1	1	0	0	9
at Clemson	25	2-5	.400	2-4	.500	2-2	1.000	2	1	1	0	0	8
CHARLOTTE	29	4-7	.571	2-5	.400	3-5	.600	6	0	1	0	2	13
Texas A&M-Corpus Christi	25	3-6	.500	2-5	.400	3-3	1.000	4	1	0	1	0	11
SOUTH ALABAMA	24	4-9	.444	0-5	.000	2-2	1.000	2	2	1	0	1	10
at Miami (Fla.)	29	6-14	.429	5-11	.455	5-7	.714	3	1	0	0	2	22
MCNEESE STATE	22	4-11	.364	4-9	.444	2-4	.500	1	1	0	0	1	14
ALABAMA STATE	23	3-11	.273	2-8	.250	1-2	.500	5	2	0	1	1	9
vs New Orleans	20	1-3	.333	1-3	.333	3-4	.750	3	2	0	0	0	6
at George Mason	24	2-7	.286	2-6	.333	5-5	1.000	3	0	1	0	1	11
at Missouri	31	3-12	.250	3-8	.375	2-3	.667	3	1	2	1	2	11
at Tennessee	24	3-7	.429	3-6	.500	3-5	.600	0	2	1	0	1	12
OLE MISS	27	2-3	.667	1-1	1.000	7-7	1.000	5	2	1	0	0	12
at Kentucky	20	3-7	.429	3-6	.500	0-0	.000	3	1	0	0	0	9
AUBURN	26	4-6	.667	4-6	.667	10-10	1.000	5	1	1	0	0	22
FLORIDA	27	5-9	.556	3-7	.429	3-3	1.000	3	2	1	0	1	16
SOUTH CAROLINA	25	0-8	.000	0-5	.000	2-2	1.000	5	1	0	0	0	2
at Ole Miss	24	0-3	.000	0-2	.000	2-3	.667	3	3	0	0	0	2
LSU	23	2-7	.286	2-5	.400	3-4	.750	1	1	0	0	1	9
at Alabama	19	1-5	.200	0-4	.000	3-6	.500	4	3	0	1	0	5
at Auburn	30	4-9	.444	4-7	.571	0-1	.000	5	2	2	0	1	12
ARKANSAS	26	3-4	.750	2-2	1.000	2-2	1.000	4	0	1	0	1	10
at LSU	25	2-5	.400	1-2	.500	2-2	1.000	3	2	0	0	2	7
VANDERBILT	22	2-5	.400	1-3	.333	0-0	.000	1	2	3	0	1	5
at Georgia	17	3-5	.600	3-5	.600	0-2	.000	5	1	2	0	0	9
at Arkansas	23	1-5	.200	0-3	.000	0-0	.000	3	0	0	0	1	2
ALABAMA	22	2-6	.333	1-4	.250	3-3	1.000	2	1	0	0	0	8
vs Kentucky	29	2-7	.286	1-5	.200	2-5	.400	2	1	1	0	0	7
vs Arkansas	18	2-4	.500	2-4	.500	0-0	.000	3	1	1	0	0	6
MISSISSIPPI VALLEY ST	22	2-7	.286	1-5	.200	0-0	.000	2	1	0	1	0	5
BRADLEY	25	4-9	.444	4-7	.571	1-2	.500	4	0	2	0	1	13
FLORIDA STATE	25	3-7	.429	1-4	.250	3-3	1.000	3	1	0	0	5	10
vs West Virginia	24	3-7	.429	2-5	.400	0-0	.000	2	1	1	0	3	8
Totals	848	96-240	.400	68-174	.391	82-107	.766	111	43	27	5	32	342

2007-08

Opponent	Min	FG-FGA	Pct	3PTA-M	PCT	FT-FTA	Pct	Reb	A	TO	Blk	Stl	Pts
LOUISIANA TECH	26	5-10	.500	1-5	.200	2-3	.667	11	3	0	1	0	13
CLEMSON	36	3-10	.300	2-6	.333	4-4	1.000	6	2	4	0	2	12
UT MARTIN	26	3-12	.250	0-4	.000	3-4	.750	4	4	4	0	2	9
vs UC Irvine	38	6-10	.600	4-7	.571	2-2	1.000	6	2	1	0	0	18
vs Southern Illinois	38	3-9	.333	1-3	.333	2-2	1.000	3	3	3	1	1	9
vs Miami (OH)	36	2-9	.222	1-5	.200	0-0	.000	3	4	5	0	0	5
MURRAY STATE	36	5-6	.833	2-3	.667	2-2	1.000	5	2	1	0	4	14
SE LOUISIANA	30	2-6	.333	2-5	.400	0-0	.000	1	2	2	0	2	6
MIAMI (FL)	37	6-12	.500	5-9	.556	1-2	.500	4	1	1	0	1	18
at South Alabama	39	3-10	.300	1-5	.200	1-3	.333	6	6	4	0	2	8
at Loyola Marymount	25	4-8	.500	2-5	.400	0-2	.000	5	5	3	0	1	10
at Texas A&M-CC	36	6-8	.750	2-3	.667	5-7	.714	2	4	2	0	1	19
MISSOURI	38	8-14	.571	3-7	.429	5-5	1.000	4	7	3	0	2	24
vs Lafayette	32	2-8	.250	1-5	.200	1-2	.500	3	1	3	0	1	6
at LSU	35	2-6	.333	1-4	.250	6-8	.750	6	5	2	0	1	11
GEORGIA	36	3-13	.231	0-5	.000	3-5	.600	5	2	4	0	2	9
KENTUCKY	35	2-11	.182	0-5	.000	5-8	.625	4	4	5	0	1	9
at Alabama	35	6-11	.545	3-5	.600	1-2	.500	1	3	2	0	2	16
OLE MISS	33	5-11	.455	0-4	.000	2-4	.500	4	3	2	0	1	12
at Arkansas	30	3-7	.429	0-2	.000	1-2	.500	1	0	1	0	1	7
TENNESSEE	34	7-9	.778	6-8	.750	1-2	.500	2	1	1	0	2	21
ALABAMA	36	5-11	.455	3-8	.375	0-0	.000	9	2	3	1	0	13
at Auburn	37	2-5	.400	2-4	.500	1-2	.500	3	1	4	0	0	7
ARKANSAS	38	5-11	.455	3-5	.600	6-6	1.000	5	1	4	0	2	19
at Ole Miss	37	4-13	.308	0-6	.000	3-5	.600	8	3	2	0	1	11
at South Carolina	43	3-10	.300	1-6	.167	1-2	.500	3	0	4	0	1	8
AUBURN	37	4-8	.500	3-5	.600	0-0	.000	5	5	1	0	0	11
at Florida	39	3-13	.231	2-8	.250	2-2	1.000	8	1	0	0	2	10
at Vanderbilt	43	4-9	.444	2-7	.286	0-0	.000	5	1	0	1	0	10
LSU	39	2-9	.222	1-6	.167	0-0	.000	4	0	2	0	1	5
vs Alabama	44	3-12	.250	1-6	.167	4-6	.667	8	3	3	0	5	11
vs Georgia	35	3-14	.214	3-6	.500	1-2	.500	6	4	0	0	0	10
vs Oregon	38	4-10	.400	4-8	.500	4-5	.800	2	2	1	0	1	16
vs Memphis	37	1-12	.083	0-6	.000	2-3	.667	5	1	1	0	2	4
Totals	1214	129-337	.383	62-186	.333	71-102	.696	157	88	78	4	44	391

2008-09


Opponent	Min	FG-FGA	Pct	3PTA-M	PCT	FT-FTA	Pct	Reb	A	TO	Blk	Stl	Pts
CENTENARY	23	4-8	.500	2-4	.500	3-4	.750	3	1	4	0	4	13
LA-MONROE	26	6-9	.667	3-6	.500	2-4	.500	1	1	3	1	1	17
NORTH ALABAMA	22	5-8	.625	3-5	.600	3-4	.750	2	0	2	0	1	16
FAIRLEIGH DICKINSON	23	4-9	.444	2-5	.400	2-4	.500	2	2	0	0	1	12
at St. Bonaventure	32	1-9	.111	1-4	.250	0-0	.000	0	4	3	0	1	3
vs Washington State	30	3-10	.300	2-5	.400	2-2	1.000	2	0	3	1	1	10
vs Texas Tech	28	2-8	.250	0-5	.000	1-4	.250	4	1	0	2	0	5
Totals	184	25-61	.410	13-34	.382	13-22	.591	17	9	15	4	9	76

STEWART'S CAREER NUMBERS

Year	Min	FG-FGA	Pct	3PTA-M	PCT	FT-FTA	Pct	Reb	A	TO	Blk	Stl	Pts
2006-07	848	96-240	.400	68-174	.391	82-107	.766	111	43	27	5	32	342
2007-08	1214	129-337	.383	62-186	.333	71-102	.696	157	88	78	4	44	391
2008-09	184	25-61	.410	13-34	.382	13-22	.591	17	9	15	4	9	76
Totals	2,246	250-638	.392	143-394	.363	166-231	.719	285	140	120	13	86	809



Meet Dee Bost



Barry Stewart

6-2 • 170 • Fr.

HS • Guard

Concord, N.C.

3

BOST BY THE NUMBERS

SEASON/CAREER

- Points: 16, Texas Tech (11-29-08)
- FGM: 6, Texas Tech (11-29-08)
- FGA: 16, Texas Tech (11-29-08)
- 3GM: 3, La-Monroe (11-17-08), Texas Tech (11-29-08)
- 3GA: 6, La-Monroe (11-17-08), Texas Tech (11-29-08)
- FTM: 5, Washington State (11-28-08)
- FTA: 6, Washington State (11-28-08)
- Rebounds: 5, Washington State (11-28-08)
- Assists: 10, North Alabama (11-19-08)
- Blocks: 0
- Steals: 3, at St. Bonaventure (11-25-08), Texas Tech (11-29-08)
- Minutes: 32, Texas Tech (11-29-08)
- Season double-doubles: 0
- es (last: Georgia 3-15-08 in SECT)
- 3GM: 6, Tennessee (2-2-08)
- 3GA: 9, Miami (12-13-07)
- FTM: 10, Auburn (1-20-07)
- FTA: 10, Auburn (1-20-07)
- Rebounds: 11, LA-Tech (11-10-07)
- Assists: 7, Missouri (12-30-07)
- Blocks: 2, Texas Tech (11-29-08)
- Steals: 5, Alabama (3-14-08)
- Minutes: 44, Alabama-SECT (3-14-08)
- Career double-doubles: 1

- ◆ Has started all seven games for the Bulldogs.
- ◆ Became the first true freshman to start on opening day since Jamont Gordon in 2005-06.
- ◆ Leads MSU with 35 assists, the fourth-most in the SEC.
- ◆ Is averaging 9.4 points and 3.4 rebounds and has seven steals.
- ◆ Honorable mention freshman All-American by CollegeHoops.net.



FRESHMAN ALL-SEC CANDIDATE PRESEASON HONORABLE MENTION ALL-AMERICAN

2008-09

Opponent	Min	FG-FGA	Pct	3PTA-M	PCT	FT-FTA	Pct	Reb	A	TO	Blk	Stl	Pts
CENTENARY	23	3-8	.375	2-4	.500	1-2	.5003	3	4	2	0	1	9
LOUISIANA-MONROE	26	4-9	.444	3-6	.500	3-4	.750	3	7	2	0	1	14
NORTH ALABAMA	23	2-5	.400	1-3	.333	2-2	1.000	2	10	5	0	1	7
FAIRLEIGH DICKINSON	24	2-8	.250	0-4	.000	2-4	.500	1	6	4	0	1	6
at St. Bonaventure	20	1-8	.125	0-1	.000	4-5	.800	4	2	6	0	3	6
vs Washington State	30	1-6	.167	1-3	.333	5-6	.833	7	3	3	0	1	8
vs Texas Tech	32	6-16	.375	3-6	.500	1-4	.250	4	3	1	0	3	16
Totals	178	19-60	.317	10-27	.370	18-27	.667	24	35	23	0	11	66

BOST'S CAREER NUMBERS

Year	Min	FG-FGA	Pct	3PTA-M	PCT	FT-FTA	Pct	Reb	A	TO	Blk	Stl	Pts
2008-09	178	19-60	.317	10-27	.370	18-27	.667	24	35	23	0	11	66



DID YOU KNOW . . .

- ✓ Both a football and basketball standout at Concord High School.
- ✓ Led his school to Class 3A titles in both football and basketball.
- ✓ Earned MVP honors in both the football and basketball title games.
- ✓ Averaged 17 points, 6.5 rebounds and 5.0 assists as a senior.
- ✓ Threw for 2,958 yards and 25 touchdowns as a senior.

Meet the Mississippi State Players



Kodi Augustus

6-8 • 220 • So.

1L • Forward

Baton Rouge, LA

24

- ◆ Has started all seven games for the Bulldogs.
- ◆ Third on the team in FG percentage (.537, 22 of 41) and is tops at the charity stripe (16-19, .842).
- ◆ Is fourth on the team with five blocked shots.
- ◆ Is currently averaging 8.9 points and 6.1 rebounds.


AUGUSTUS BY THE NUMBERS

SEASON

- Points: 16, Texas Tech (11-29-08)
- FGM: 6, Texas Tech (11-29-08)
- FGA: 12, Texas Tech (11-29-08)
- 3GM: 1, La-Monroe (11-17-08)
- 3GA: 3, Washington State (11-28-08)
- FTM: 5, Washington State (11-28-08)
- FTA: 6, Washington State (11-28-08)
- Rebounds: 9, Texas Tech (11-29-08)
- Assists: 2, Centenary (11-15-08), ULM (11-17-08)
- Blocks: 2, Centenary (11-15-08)
- Steals: 1, four times (last: Texas Tech (11-29-08))
- Minutes: 27, Washington State (11-28-08)
- Season double-doubles: 0

CAREER

- Points: 16, Texas Tech (11-29-08)
- FGM: 6, Texas Tech (11-29-08)
- FGA: 12, Texas Tech (11-29-08)
- 3GM: 2, Southeastern LA (12-8-07)
- 3GA: 3, Washington State (11-28-08)
- FTM: 5, Washington State (11-28-08)
- FTA: 6, Washington State (11-28-08)
- Rebounds: 9, Texas Tech (11-29-08)
- Assists: 2, Centenary (11-15-08), LA-Monroe (11-17-08), Loyola Marymount (12-19-07)
- Blocks: 2, Centenary (11-15-08)
- Steals: 1, LA-Monroe (11-17-08), Loyola Marymount (12-19-07)
- Minutes: 27, Washington State (11-28-08)
- Career double-doubles: 0



Ravern Johnson

6-7 • 175 • So.

1L • Guard

Lyon, MS

2

- ◆ The first-year starter leads MState with 16 3-pointers on 32 attempts.
- ◆ In first start against Centenary, he responded with 15 points and drained a team-high five 3-pointers on eight attempts.
- ◆ Scored career-high 18 points at St. Bonaventure and leads MSU in scoring with an 11.1 clip.


JOHNSON BY THE NUMBERS

SEASON

- Points: 18, at St. Bonaventure (11-25-08)
- FGM: 6, at St. Bonaventure (11-25-08)
- FGA: 10, vs. Texas Tech (11-29-08)
- 3GM: 5, Centenary (11-15-08)
- 3GA: 8, Centenary (11-15-08)
- FTM: 4, at St. Bonaventure (11-25-08)
- FTA: 4, at St. Bonaventure (11-25-08)
- Rebounds: 7, at St. Bonaventure (11-25-08), Texas Tech (11-29-08)
- Assists: 3, Centenary (11-15-08)
- Blocks: 2, Centenary (11-15-08), Fairleigh Dickinson (11-22-08)
- Steals: 1, five times (last: Washington State, 11-28-08)
- Minutes: 32, vs. Texas Tech (11-29-08)
- Season double-doubles: 0

CAREER

- Points: 18, at St. Bonaventure (11-25-08)
- FGM: 6, at St. Bonaventure (11-25-08)
- FGA: 9, La-Monroe (11-17-08), at St. Bonaventure (11-25-08)
- 3GM: 5, Centenary (11-15-08)
- 3GA: 8, Centenary (11-15-08)
- FTM: 4, at St. Bonaventure (11-25-08)
- FTA: 4, Alabama (1-19-08), at St. Bonaventure (11-25-08)
- Rebounds: 7, at St. Bonaventure (11-25-08)
- Assists: 3, Centenary (11-15-08)
- Blocks: 2, Centenary (11-15-08), Fairleigh Dickinson (11-22-08)
- Steals: 1, five times (last: Wash. St., 11-28-08)
- Minutes: 30, Washington State (11-28-08)
- Career double-doubles: 0



Elgin Bailey

6-8 • 254 • So.

1L • Forward

New Orleans, LA

45

- ◆ Has seen action in all seven games as a reserve forward.
- ◆ Had career-high 10 points against North Alabama.
- ◆ Is second on the team with 15 blocked shots.
- ◆ Is averaging 5.6 points and 4.0 rebounds.

BAILEY BY THE NUMBERS

SEASON

- Points: 10, North Alabama (11-19-08)
- FGM: 4, Centenary (11-15-08)
- FGA: 11, Centenary (11-15-08)
- 3GM: 0
- 3GA: 0
- FTM: 6, North Alabama (11-19-08)
- FTA: 8, North Alabama (11-19-08)
- Rebounds: 9, LA-Monroe (11-17-08)
- Assists: 2, North Alabama (11-19-08)
- Blocks: 3, North Alabama (11-19-08)
- Steals: 2, North Alabama (11-19-08), Washington State (11-28-08)
- Minutes: 17, LA-Monroe (11-17-08)
- Season double-doubles: 0

CAREER

- Points: 10, North Alabama (11-19-08)
- FGM: 4, Centenary (11-15-08), Arkansas (2-16-08)
- FGA: 11, Centenary (11-15-08)
- 3GM: 0
- 3GA: 0
- FTM: 6, North Alabama (11-19-08)
- FTA: 8, North Alabama (11-19-08)
- Rebounds: 9, LA-Monroe (11-17-08)
- Assists: 2, North Alabama (11-19-08)
- Blocks: 3, North Alabama (11-19-08)
- Steals: 2, North Alabama (11-19-08), Washington State (11-28-08)
- Minutes: 17, LA-Monroe (11-17-08)
- Career double-doubles: 0

Meet the Mississippi State Players



Brian Johnson
6-9 • 245 • Sr.
1L • Forward
Laurinburg, NC

44

- ◆ Due to a foot and ankle injury, has not played this year.
- ◆ Transferred to Mississippi State after two years at Louisville.
- ◆ Last season, saw action in 33 games and averaged 2.3 points and 2.2 rebounds.
- ◆ Best game was against Clemson, when he scored 10 points.

JOHNSON BY THE NUMBERS CAREER

- Points: 10, Clemson (11-5-07)
- FGM: 4, Clemson (11-5-07)
- FGA: 4, three times (last: LSU 3-8-08)
- 3GM: 0
- 3GA: 0
- FTM: 2, seven times (last: Alabama 3-14-08)
- FTA: 3, LA Tech (11-10-07)
- Rebounds: 6, Loyola Marymount (12-19-07)
- Assists: 3, Ole Miss (1-26-08)
- Blocks: 3, Texas A&M C.C. (12-21-07)
- Steals: 3, Loyola Marymount (12-19-07)
- Minutes: 21, UC-Irvine (11-22-07)
- Career double-doubles: 0



Riley Benock
6-4 • 180 • So.
1L • Guard
Battletown, KY

15


- ◆ Seen action in all seven games for the Bulldogs as a reserve.
- ◆ Fourth in field-goal percentage on the team (10 of 20), but hasn't made any in the last two games.
- ◆ Is averaging 3.9 points and 1.3 rebounds per outing.
- ◆ His seven steals are third most on the team.

BENOCK BY THE NUMBERS SEASON

- Points: 8, North Alabama (11-19-08)
- FGM: 3, North Alabama (11-19-08)
- FGA: 4, North Alabama (11-19-08), Fairleigh Dickinson (11-22-08), Texas Tech (11-29-08)
- 3GM: 2, North Alabama (11-19-08), Fairleigh Dickinson (11-22-08), St. Bonaventure (11-25-08)
- 3GA: 4, Fairleigh Dickinson (11-22-08)
- FTM: 0
- FTA: 0
- Rebounds: 2, LA-Monroe (11-17-08), Texas Tech (11-29-08)
- Assists: 2, LA-Monroe (11-17-08)
- Blocks: 1, Centenary (11-15-08)
- Steals: 3, Centenary (11-15-08)
- Minutes: 17, Fairleigh Dickinson (11-22-08)
- Season double-doubles: 0

CAREER

- Points: 12, Ole Miss (1-26-08)
- FGM: 4, Ole Miss (1-26-08)
- FGA: 5, Ole Miss (1-26-08)
- 3GM: 4, Ole Miss (1-26-08)
- 3GA: 5, Ole Miss (1-26-08)
- FTM: 3, Georgia (1-12-08)
- FTA: 4, Georgia (1-12-08)
- Rebounds: 4, Southeast LA (12-8-07)
- Assists: 4, UT-Martin (11-17-07)
- Blocks: 1, five times (last: Centenary 11-15-08)
- Steals: 3, Centenary (11-15-08)
- Minutes: 21, Ole Miss (1-26-08)
- Career double-doubles: 0



Phil Turner
6-3 • 170 • So.
1L • Guard
Grenada, MS

25

- ◆ Is second on the team with 11 assists.
- ◆ In the freshman record books, he stands at No. 9 in 3-pointers made with 24.
- ◆ Averaging 4.9 points and 3.0 rebounds in seven games this year.

TURNER BY THE NUMBERS SEASON HIGHS

- Points: 8, North Alabama (11-19-08) and Fairleigh Dickinson (11-22-08)
- FGM: 3, Fairleigh Dickinson (11-22-08)
- FGA: 4, North Alabama (11-19-08), Centenary (11-15-08), F. Dickinson (11-22-08), at St. Bonaventure (11-25-08)
- 3GM: 2, North Alabama (11-19-08)
- 3GA: 2, North Alabama (11-19-08), Centenary (11-15-08)
- FTM: 4, at St. Bonaventure (11-25-08)
- FTA: 4, at St. Bonaventure (11-25-08)
- Rebounds: 5, Centenary (11-15-08)
- Assists: 4, LA-Monroe (11-17-08)
- Blocks: 1, North Alabama (11-19-08), Texas Tech (11-29-08)
- Steals: 3, North Alabama (11-19-08)
- Minutes: 16, North Alabama (11-19-08)
- Season double-doubles: 0

CAREER

- Points: 17, South Alabama (12-15-07)
- FGM: 6, South Alabama (12-15-07)
- FGA: 10, Kentucky (1-15-08), Missouri (12-30-07)
- 3GM: 4, South Alabama (12-15-07)
- 3GA: 8, Kentucky (1-15-08)
- FTM: 4, Missouri (12-30-07), at St. Bonaventure (11-25-08)
- FTA: 6, Missouri (12-30-07)
- Rebounds: 10, Missouri (12-30-07)
- Assists: 4, LA-Monroe (11-17-08)
- Blocks: 2, 3 times (last: Auburn, 2-19-08)
- Steals: 3, Loyola Marymount (12-19-07), North Alabama (11-19-08)
- Minutes: 37, Alabama-SECT (3-14-08)
- Career double-doubles: 1

Meet the Mississippi State Players



Romero Osby
6-8 • 230 • Fr.
HS • Forward
Meridian, MS


5

- ◆ Saw his first-career action on against Centenary in opener
- ◆ In his 19 minutes of action against the Gents, he scored 4 points, grabbed eight rebounds and had one assist.
- ◆ Totaled a career-high 15 points against North Alabama.
- ◆ His high school, Northeast Lauderdale, retired his No. 24 jersey earlier this year.
- ◆ Has played in all seven games for the Bulldogs.
- ◆ Is averaging 7.9 points and 4.0 rebounds.

OSBY BY THE NUMBERS

SEASON/CAREER

- Points: 15, North Alabama (11-19-08)
- FGM: 5, North Alabama (11-19-08)
- FGA: 9, North Alabama (11-19-08)
- 3GM: 1, North Alabama (11-19-08), Washington State (11-28-08)
- 3GA: 3, North Alabama (11-19-08), Fairleigh Dickinson (11-22-08)
- FTM: 7, Texas Tech (11-29-08)
- FTA: 10, Texas Tech (11-29-08)
- Rebounds: 8, Centenary (11-15-08)
- Assists: 4, North Alabama (11-19-08)
- Blocks: 1, Fairleigh Dickinson (11-22-08), Texas Tech (11-29-08)
- Steals: 1, Fairleigh Dickinson (11-22-08), Washington State (11-28-08), Texas Tech (11-29-08)
- Minutes: 19, Centenary (11-15-08)
- Season double-doubles: 0



Twany Beckham
6-5 • 190 • Fr.
HS • Guard
Louisville, KY


4

- ◆ Due to a foot injury, Twany did not see any playing time the first three games.
- ◆ Saw first action against Fairleigh Dickinson and responded with four points on 2-of-2 shooting.
- ◆ He also had two rebounds, two assists and two steals against the Knights.
- ◆ Had his most productive outing at St. Bonaventure. In 20 minutes, scored a career-high eight points on 2-of-3 shooting and was 4-of-6 at the foul line. He also dished out three assists, had one steal and just one turnover.
- ◆ Is expected to see more and more playing time at the point guard slot.

BECKHAM BY THE NUMBERS

SEASON/CAREER

- Points: 8, at St. Bonaventure (11-25-08)
- FGM: 2, Fairleigh Dickinson (11-22-08), at St. Bonaventure (11-25-08), Texas Tech (11-29-08)
- FGA: 3, at St. Bonaventure (11-25-08), Texas Tech (11-29-08)
- 3GM: 0
- 3GA: 0
- FTM: 4, at St. Bonaventure (11-25-08)
- FTA: 6, at St. Bonaventure (11-25-08)
- Rebounds: 2, Fairleigh Dickinson (11-22-08)
- Assists: 3, at St. Bonaventure (11-25-08)
- Blocks: 0
- Steals: 2, Fairleigh Dickinson (11-22-08)
- Minutes: 20, at St. Bonaventure (11-25-08)
- Season double-doubles: 0



Jacquiese Holcombe
6-6 • 205 • Jr.
JC • Forward
College Park, GA

1

- ◆ Saw his first MSU-career action against Centenary and has played in four games.
- ◆ In his 17 minutes of action against the Gents, he scored 2 points, grabbed one rebound, had one steal and one assist.
- ◆ Against ULM and North Alabama, he totaled four points, season highs.
- ◆ Played junior college basketball at Georgia Perimeter College, where he was second-team All-American.
- ◆ As a sophomore, averaged 13.4 points and 7.3 rebounds en route to a 23-12 ledger and NJCAA Tournament appearance.
- ◆ Is currently averaging 2.8 points and 2.0 rebounds.

HOLCOMBE BY THE NUMBERS

SEASON/CAREER

- Points: 4, North Alabama (11-19-08), Centenary (11-15-08)
- FGM: 2, North Alabama (11-19-08), Centenary (11-15-08)
- FGA: 5, North Alabama (11-19-08)
- 3GM: 1, Fairleigh Dickinson (11-22-08)
- 3GA: 5, North Alabama (11-19-08)
- FTM: 1, Fairleigh Dickinson (11-22-08)
- FTA: 2, Fairleigh Dickinson (11-22-08)
- Rebounds: 5, North Alabama (11-19-08)
- Assists: 1, Centenary (11-15-08)
- Blocks: 0
- Steals: 1, Centenary (11-15-08)
- Minutes: 18, North Alabama (11-19-08)
- Season double-doubles: 0

Meet the Mississippi State Players



Brandon Bolen

6-3 • 195 • So.

1L • Guard

Madison, MS

33


- ◆ After appearing in nine games last year, he's already seen action four times this season and has recorded one steal.
- ◆ Was a three-time All-Mississippi Private School Association selection at Madison-Ridgeland.
- ◆ Scored two points against North Alabama.

BRANDON BOLEN SEASON HIGHS

- Points: 2, North Alabama (11-19-08)
- FGM: 1, North Alabama (11-19-08)
- FGA: 1, North Alabama (11-19-08)
- 3GM: 0
- 3GA: 0
- FTM: 0
- FTA: 0
- Rebounds: 0
- Assists: 0
- Blocks: 0
- Steals: 1, North Alabama (11-19-08)
- Minutes: 4, North Alabama (11-19-08)
- Season double-doubles: 0

CAREER

- Points: 2, North Alabama (11-19-08)
- FGM: 1, North Alabama (11-19-08)
- FGA: 1, three times (last: N. Alabama 11-19-08)
- 3GM: 0
- 3GA: 1, Lafayette (11-19-08)
- FTM: 0
- FTA: 0
- Rebounds: 0
- Assists: 0
- Blocks: 0
- Steals: 1, Lafayette (1-5-08), North Alabama (11-19-08)
- Minutes: 4, North Alabama (11-19-08), Centenary (11-15-08)
- Career double-doubles: 0



Taylor Luczak

6-8 • 220 • Fr.

HS • Forward

Glens Falls, NY


33

- ◆ Although he's a first-year walk-on, Taylor Luczak is no stranger to MSU athletics. He spent the 2007-08 season throwing the javelin for the MSU track team. His best throw of 124-4 came at the Southern Miss Invitational.
- ◆ Has appeared in three games, and scored against Louisiana-Monroe on a short jumper.
- ◆ Averaging 0.7 points.

LUCZAK BY THE NUMBERS

SEASON/CAREER

- Points: 2, La-Monroe (11-17-08)
- FGM: 1, La-Monroe (11-17-08)
- FGA: 1, La-Monroe (11-17-08)
- 3GM: 0
- 3GA: 0
- FTM: 0
- FTA: 0
- Rebounds: 0
- Assists: 0
- Blocks: 0
- Steals: 0
- Minutes: 2, North Alabama (11-19-08), Centenary (11-15-08)
- Season double-doubles: 0



Christopher Gay

6-0 • 180 • Sr.

TR • Guard

Hattiesburg, MS

10

- ◆ A left-handed walk-on, Christopher Gay spent last season a manager. He also spent two years playing at William Carey College.
- ◆ Has appeared in four games, but has yet to score.
- ◆ Had one rebound against Louisiana-Monroe.

GAY BY THE NUMBERS

SEASON/CAREER

- Points: 0
- FGM: 0
- FGA: 0
- 3GM: 0
- 3GA: 0
- FTM: 0
- FTA: 0
- Rebounds: 1, Centenary (11-15-08)
- Assists: 0
- Blocks: 0
- Steals: 0
- Minutes: 2, Centenary (11-15-08)
- Season double-doubles: 0

2008-09 Mississippi State Basketball
Mississippi State Combined Team Statistics (as of Dec 04, 2008)
All games

RECORD:	OVERALL	HOME	AWAY	NEUTRAL
ALL GAMES	5-2	4-0	1-0	0-2
CONFERENCE	0-0	0-0	0-0	0-0
NON-CONFERENCE	5-2	4-0	1-0	0-2

#	Player	gp-gs	min	avg	Total		3-Point		F-Throw		Rebounds				pf	dq	a	to	blk	stl	pts	avg
					fg-fga	pct	3fg-fga	pct	ft-fta	pct	off	def	tot	avg								
01	Jacquiese Holcombe	4-0	57	14.3	5-11	.455	0-4	.000	1-2	.500	4	4	8	2.0	8	0	1	7	0	1	11	2.8
02	Ravern Johnson	7-7	188	26.9	29-61	.475	16-32	.500	4-5	.800	9	20	29	4.1	12	0	9	17	7	3	78	11.1
03	Dee Bost	7-7	178	25.4	19-60	.317	10-27	.370	18-27	.667	4	20	24	3.4	19	1	35	23	0	11	66	9.4
04	Twany Beckham	4-0	48	12.0	6-10	.600	0-0	.000	5-9	.556	1	3	4	1.0	3	0	6	3	0	3	17	4.3
05	Romero Osby	7-0	120	17.1	16-34	.471	2-8	.250	21-26	.808	3	25	28	4.0	14	1	6	10	2	3	55	7.9
10	Christopher Gay	4-0	5	1.3	0-0	.000	0-0	.000	0-0	.000	0	1	1	0.3	0	0	0	1	0	0	0	0.0
15	Riley Benock	7-0	87	12.4	10-20	.500	7-15	.467	0-0	.000	2	7	9	1.3	7	0	6	2	1	7	27	3.9
20	Taylor Luczak	3-0	5	1.7	1-1	1.000	0-0	.000	0-0	.000	0	0	0	0.0	0	0	0	0	0	0	2	0.7
22	Barry Stewart	7-7	184	26.3	25-61	.410	13-34	.382	13-22	.591	2	15	17	2.4	19	0	9	15	4	9	76	10.9
24	Kodi Augustus	7-7	146	20.9	22-41	.537	2-9	.222	16-19	.842	15	28	43	6.1	19	1	6	12	5	4	62	8.9
25	Phil Turner	7-0	88	12.6	11-24	.458	4-10	.400	8-10	.800	5	16	21	3.0	9	0	11	11	2	4	34	4.9
32	Jarvis Varnado	7-7	184	26.3	27-47	.574	0-0	.000	19-30	.633	22	57	79	11.3	11	0	5	15	45	1	73	10.4
33	Brandon Bolen	4-0	10	2.5	1-1	1.000	0-0	.000	0-0	.000	0	0	0	0.0	0	0	0	0	0	1	2	0.5
45	Elgin Bailey	7-0	100	14.3	13-31	.419	0-0	.000	13-24	.542	9	19	28	4.0	13	1	3	13	15	6	39	5.6
Team											8	18	26									
Total.....		7	1400		185-402	.460	54-139	.388	118-174	.678	84	233	317	45.3	134	4	97	129	81	53	542	77.4
Opponents.....		7	1400		156-461	.338	42-134	.313	80-138	.580	103	158	261	37.3	147	-	71	104	19	60	434	62.0

TEAM STATISTICS	MS	OPP
SCORING	542	434
Points per game	77.4	62.0
Scoring margin	+15.4	-
FIELD GOALS-ATT	185-402	156-461
Field goal pct	.460	.338
3 POINT FG-ATT	54-139	42-134
3-point FG pct	.388	.313
3-pt FG made per game	7.7	6.0
FREE THROWS-ATT	118-174	80-138
Free throw pct	.678	.580
F-Throws made per game	16.9	11.4
REBOUNDS	317	261
Rebounds per game	45.3	37.3
Rebounding margin	+8.0	-
ASSISTS	97	71
Assists per game	13.9	10.1
TURNOVERS	129	104
Turnovers per game	18.4	14.9
Turnover margin	-3.6	-
Assist/turnover ratio	0.8	0.7
STEALS	53	60
Steals per game	7.6	8.6
BLOCKS	81	19
Blocks per game	11.6	2.7
ATTENDANCE	34402	11612
Home games-Avg/Game	4-8600	1-5111
Neutral site-Avg/Game	-	2-3250

Date	Opponent		Score	Att.
11-15-08	CENTENARY	w	77-55	8063
11-17-08	LOUISIANA-MONROE	w	78-49	8732
# 11-19-08	NORTH ALABAMA	w	102-61	8579
# 11-22-08	FAIRLEIGH DICKINSON	w	84-58	9028
11-25-08	at St. Bonaventure	w	76-71	5111
% 11-28-08	vs Washington State	L	52-63	3510
% 11-29-08	vs Texas Tech	L	73-77	2991

* = Conference game

= Legends Classic Regional Rounds (Humphrey Coliseum - Starkville, MS)

% = Legends Classic Championship Rounds (Prudential Center - Newark, NJ)

Score by Periods	1st	2nd	Totals
Mississippi State	256	286	542
Opponents	204	230	434

2008-09 Mississippi State Basketball
Mississippi State Team Game-by-Game (as of Dec 04, 2008)
All games

TEAM STATISTICS

Opponent	Date	Score		Total		3-Pointers		Free throws		Rebounds											
				fg-fga	pct	3fg-fga	pct	ft-fta	pct	off	def	tot	avg	pf	a	t/o	blk	stl	pts	avg	
CENTENARY	11-15-08	77-55	W	27-58	.466	10-22	.455	13-20	.650	11	35	46	46.0	16	17	17	15	12	77	77.0	
LOUISIANA-MONROE	11-17-08	78-49	W	28-56	.500	9-21	.429	13-19	.684	13	37	50	48.0	18	20	20	12	4	78	77.5	
NORTH ALABAMA	11-19-08	102-61	W	34-59	.576	11-25	.440	23-26	.885	12	39	51	49.0	12	17	21	13	10	102	85.7	
FAIRLEIGH DICKINSON	11-22-08	84-58	W	30-59	.508	9-24	.375	15-28	.536	8	37	45	48.0	29	15	16	15	7	84	85.2	
at St. Bonaventure	11-25-08	76-71	W	25-59	.424	5-13	.385	21-27	.778	18	28	46	47.6	21	14	24	7	7	76	83.4	
vs Washington State	11-28-08	52-63	L	15-46	.326	6-14	.429	16-23	.696	6	25	31	44.8	18	7	20	8	7	52	78.2	
vs Texas Tech	11-29-08	73-77	L	26-65	.400	4-20	.200	17-31	.548	16	32	48	45.3	20	7	11	11	6	73	77.4	
Mississippi State		542		185-402	.460	54-139	.388	118-174	.678	84	233	317	45.3	134	97	129	81	53	542	77.4	
Opponents		434		156-461	.338	42-134	.313	80-138	.580	103	158	261	37.3	147	71	104	19	60	434	62.0	

Games played: 7
Points/game: 77.4
FG Pct: 46.0
3FG Pct: 38.8
FT Pct: 67.8

Rebounds/game: 45.3
Assists/game: 13.9
Turnovers/game: 18.4
Assist/turnover ratio: 0.8
Steals/game: 7.6
Blocks/game: 11.6

2008-09 Mississippi State Basketball
Mississippi State Opponent Game-by-Game (as of Dec 04, 2008)
All games

OPPONENT STATISTICS

Opponent	Date	Score		Total		3-Pointers		Free throws		Rebounds											
				fg-fga	pct	3fg-fga	pct	ft-fta	pct	off	def	tot	avg	pf	a	t/o	blk	stl	pts	avg	
CENTENARY	11-15-08	77-55	W	20-65	.308	9-22	.409	6-12	.500	14	24	38	38.0	15	12	18	4	11	55	55.0	
LOUISIANA-MONROE	11-17-08	78-49	W	20-69	.290	4-21	.190	5-14	.357	17	19	36	37.0	25	8	13	0	7	49	52.0	
NORTH ALABAMA	11-19-08	102-61	W	23-72	.319	7-22	.318	8-15	.533	13	14	27	33.7	20	10	15	2	12	61	55.0	
FAIRLEIGH DICKINSON	11-22-08	84-58	W	16-66	.242	5-21	.238	21-39	.538	24	26	50	37.8	21	7	19	3	5	58	55.8	
at St. Bonaventure	11-25-08	76-71	W	26-67	.388	5-13	.385	14-23	.609	16	20	36	37.4	25	11	17	4	9	71	58.8	
vs Washington State	11-28-08	52-63	L	25-58	.431	2-13	.154	11-15	.733	9	26	35	37.0	19	10	12	4	11	63	59.5	
vs Texas Tech	11-29-08	73-77	L	26-64	.406	10-22	.455	15-20	.750	10	29	39	37.3	22	13	10	2	5	77	62.0	
Opponents		434		156-461	.338	42-134	.313	80-138	.580	103	158	261	37.3	147	71	104	19	60	434	62.0	
Mississippi State		542		185-402	.460	54-139	.388	118-174	.678	84	233	317	45.3	134	97	129	81	53	542	77.4	

Games played: 7
Points/game: 62.0
FG Pct: 33.8
3FG Pct: 31.3
FT Pct: 58.0

Rebounds/game: 37.3
Assists/game: 10.1
Turnovers/game: 14.9
Assist/turnover ratio: 0.7
Steals/game: 8.6
Blocks/game: 2.7

2008-09 Mississippi State Basketball
Mississippi State Game-by-Game Points-Rebounds-Assists (as of Dec 04, 2008)
All games

Opponent	Date	Score		01	02	03	04	05	10	15
				HOLCOMBE,J	JOHNSON,RA	BOST,DEE	BECKHAM,TW	OSBY,ROMER	GAY,CHRIST	BENOCK,RIL
CENTENARY	11-15-08	77-55	w	2-1-1	15-3-3	9-3-4	DNP	4-8-1	0-1-0	7-1-2
LOUISIANA-MONROE	11-17-08	78-49	w	4-2-0	10-4-2	14-3-7	DNP	7-2-0	0-0-0	0-2-2
NORTH ALABAMA	11-19-08	102-61	w	4-5-0	8-2-0	7-2-10	DNP	15-3-4	0-0-0	8-1-0
FAIRLEIGH DICKINSON	11-22-08	84-58	w	1-0-0	11-4-0	6-1-6	4-2-2	9-5-1	0-0-0	6-1-1
at St. Bonaventure	11-25-08	76-71	w	DNP	18-7-1	6-4-2	8-1-3	6-4-0	DNP	6-1-0
vs Washington State	11-28-08	52-63	L	DNP	7-2-1	8-7-3	1-0-1	7-0-0	DNP	0-1-1
vs Texas Tech	11-29-08	73-77	L	DNP	9-7-2	16-4-3	4-1-0	7-6-0	DNP	0-2-0

Opponent	Date	Score		20	22	24	25	32	33	45
				LUCZAK,TAY	STEWART,BA	AUGUSTUS,K	TURNER,PHI	VARNADO,JA	BOLEN,BRAN	BAILEY,ELG
CENTENARY	11-15-08	77-55	w	0-0-0	13-3-1	6-3-2	2-5-2	9-11-1	0-0-0	10-3-0
LOUISIANA-MONROE	11-17-08	78-49	w	2-0-0	17-1-1	12-8-2	3-2-4	2-11-1	0-0-0	7-9-1
NORTH ALABAMA	11-19-08	102-61	w	0-0-0	16-2-0	8-7-0	8-4-1	16-14-0	2-0-0	10-5-2
FAIRLEIGH DICKINSON	11-22-08	84-58	w	DNP	12-2-2	6-6-1	8-2-1	14-16-1	0-0-0	7-4-0
at St. Bonaventure	11-25-08	76-71	w	DNP	3-3-4	4-6-1	6-3-3	19-12-0	DNP	0-1-0
vs Washington State	11-28-08	52-63	L	DNP	10-2-0	10-4-0	5-4-0	2-5-1	DNP	2-3-0
vs Texas Tech	11-29-08	73-77	L	DNP	5-4-1	16-9-0	2-1-0	11-10-1	DNP	3-3-0

2008-09 Mississippi State Basketball
Mississippi State Game-by-Game Highs (as of Dec 04, 2008)
All games

Opponent	Date	Score	Points	Rebounds	Assists	Steals	Blocked shots
CENTENARY	11-15-08	77-55	15-Ravern Johnson	11-Jarvis Varnado	4-Dee Bost	4-Barry Stewart	7-Jarvis Varnado
LOUISIANA-MONROE	11-17-08	78-49	17-Barry Stewart	11-Jarvis Varnado	7-Dee Bost	1-Elgin Bailey Dee Bost Kodi Augustus Barry Stewart	9-Jarvis Varnado
NORTH ALABAMA	11-19-08	102-61	16-Jarvis Varnado Barry Stewart	14-Jarvis Varnado	10-Dee Bost	3-Phil Turner	7-Jarvis Varnado
FAIRLEIGH DICKINSON	11-22-08	84-58	14-Jarvis Varnado	16-Jarvis Varnado	6-Dee Bost	2-Twany Beckham	8-Jarvis Varnado
at St. Bonaventure	11-25-08	76-71	19-Jarvis Varnado	12-Jarvis Varnado	4-Barry Stewart	3-Dee Bost	6-Jarvis Varnado
vs Washington State	11-28-08	52-63	10-Barry Stewart Kodi Augustus	7-Dee Bost	3-Dee Bost	2-Elgin Bailey	4-Jarvis Varnado
vs Texas Tech	11-29-08	73-77	16-Dee Bost Kodi Augustus	10-Jarvis Varnado	3-Dee Bost	3-Dee Bost	4-Jarvis Varnado

2008-09 Mississippi State Basketball
Mississippi State Team High/Low Analysis (as of Dec 04, 2008)
All games

Mississippi State - TEAM GAME HIGHS

POINTS	102		NORTH ALABAMA (11-19-08)
	84		FAIRLEIGH DICKINSON (11-22-08)
	78		LOUISIANA-MONROE (11-17-08)
	77		CENTENARY (11-15-08)
	76		at St. Bonaventure (11-25-08)
FIELD GOALS MADE	34		NORTH ALABAMA (11-19-08)
	30		FAIRLEIGH DICKINSON (11-22-08)
FIELD GOAL ATTEMPTS	65		vs Texas Tech (11-29-08)
	59		at St. Bonaventure (11-25-08)
	59		FAIRLEIGH DICKINSON (11-22-08)
	59		NORTH ALABAMA (11-19-08)
FIELD GOAL PERCENTAGE	.576	(34-59)	NORTH ALABAMA (11-19-08)
	.508	(30-59)	FAIRLEIGH DICKINSON (11-22-08)
3 PT FIELD GOALS MADE	11		NORTH ALABAMA (11-19-08)
	10		CENTENARY (11-15-08)
3 PT FG ATTEMPTS	25		NORTH ALABAMA (11-19-08)
	24		FAIRLEIGH DICKINSON (11-22-08)
3 PT FG PERCENTAGE	.455	(10-22)	CENTENARY (11-15-08)
	.440	(11-25)	NORTH ALABAMA (11-19-08)
FREE THROWS MADE	23		NORTH ALABAMA (11-19-08)
	21		at St. Bonaventure (11-25-08)
FREE THROW ATTEMPTS	31		vs Texas Tech (11-29-08)
	28		FAIRLEIGH DICKINSON (11-22-08)
FREE THROW PERCENTAGE	.885	(23-26)	NORTH ALABAMA (11-19-08)
	.778	(21-27)	at St. Bonaventure (11-25-08)
REBOUNDS	51		NORTH ALABAMA (11-19-08)
	50		LOUISIANA-MONROE (11-17-08)
ASSISTS	20		LOUISIANA-MONROE (11-17-08)
	17		NORTH ALABAMA (11-19-08)
	17		CENTENARY (11-15-08)
STEALS	12		CENTENARY (11-15-08)
	10		NORTH ALABAMA (11-19-08)
BLOCKED SHOTS	15		FAIRLEIGH DICKINSON (11-22-08)
	15		CENTENARY (11-15-08)
TURNOVERS	24		at St. Bonaventure (11-25-08)
	21		NORTH ALABAMA (11-19-08)
FOULS	29		FAIRLEIGH DICKINSON (11-22-08)
	21		at St. Bonaventure (11-25-08)

2008-09 Mississippi State Basketball
Mississippi State High/Low Analysis (as of Dec 04, 2008)
All games

Opponent - GAME HIGHS

POINTS	77		vs Texas Tech (11-29-08)
	71		at St. Bonaventure (11-25-08)
	63		vs Washington State (11-28-08)
	61		NORTH ALABAMA (11-19-08)
	58		FAIRLEIGH DICKINSON (11-22-08)
FIELD GOALS MADE	26		vs Texas Tech (11-29-08)
	26		at St. Bonaventure (11-25-08)
FIELD GOAL ATTEMPTS	72		NORTH ALABAMA (11-19-08)
	69		LOUISIANA-MONROE (11-17-08)
FIELD GOAL PERCENTAGE	.431	(25-58)	vs Washington State (11-28-08)
	.406	(26-64)	vs Texas Tech (11-29-08)
3 PT FIELD GOALS MADE	10		vs Texas Tech (11-29-08)
	9		CENTENARY (11-15-08)
3 PT FG ATTEMPTS	22		vs Texas Tech (11-29-08)
	22		NORTH ALABAMA (11-19-08)
	22		CENTENARY (11-15-08)
3 PT FG PERCENTAGE	.455	(10-22)	vs Texas Tech (11-29-08)
	.409	(9-22)	CENTENARY (11-15-08)
FREE THROWS MADE	21		FAIRLEIGH DICKINSON (11-22-08)
	15		vs Texas Tech (11-29-08)
FREE THROW ATTEMPTS	39		FAIRLEIGH DICKINSON (11-22-08)
	23		at St. Bonaventure (11-25-08)
FREE THROW PERCENTAGE	.750	(15-20)	vs Texas Tech (11-29-08)
	.733	(11-15)	vs Washington State (11-28-08)
REBOUNDS	50		FAIRLEIGH DICKINSON (11-22-08)
	39		vs Texas Tech (11-29-08)
ASSISTS	13		vs Texas Tech (11-29-08)
	12		CENTENARY (11-15-08)
STEALS	12		NORTH ALABAMA (11-19-08)
	11		vs Washington State (11-28-08)
	11		CENTENARY (11-15-08)
BLOCKED SHOTS	4		vs Washington State (11-28-08)
	4		at St. Bonaventure (11-25-08)
	4		CENTENARY (11-15-08)
TURNOVERS	19		FAIRLEIGH DICKINSON (11-22-08)
	18		CENTENARY (11-15-08)
FOULS	25		at St. Bonaventure (11-25-08)
	25		LOUISIANA-MONROE (11-17-08)

2008-09 Mississippi State Basketball
Mississippi State High/Low Analysis (as of Dec 04, 2008)
All games

Mississippi State - GAME LOWS

POINTS	52		vs Washington State (11-28-08)
	73		vs Texas Tech (11-29-08)
	76		at St. Bonaventure (11-25-08)
	77		CENTENARY (11-15-08)
	78		LOUISIANA-MONROE (11-17-08)
FIELD GOALS MADE	15		vs Washington State (11-28-08)
	25		at St. Bonaventure (11-25-08)
FIELD GOAL ATTEMPTS	46		vs Washington State (11-28-08)
	56		LOUISIANA-MONROE (11-17-08)
FIELD GOAL PERCENTAGE	.326	(15-46)	vs Washington State (11-28-08)
	.400	(26-65)	vs Texas Tech (11-29-08)
3 PT FIELD GOALS MADE	4		vs Texas Tech (11-29-08)
	5		at St. Bonaventure (11-25-08)
3 PT FG ATTEMPTS	13		at St. Bonaventure (11-25-08)
	14		vs Washington State (11-28-08)
3 PT FG PERCENTAGE	.200	(4-20)	vs Texas Tech (11-29-08)
	.375	(9-24)	FAIRLEIGH DICKINSON (11-22-08)
FREE THROWS MADE	13		CENTENARY (11-15-08)
	13		LOUISIANA-MONROE (11-17-08)
FREE THROW ATTEMPTS	19		LOUISIANA-MONROE (11-17-08)
	20		CENTENARY (11-15-08)
FREE THROW PERCENTAGE	.536	(15-28)	FAIRLEIGH DICKINSON (11-22-08)
	.548	(17-31)	vs Texas Tech (11-29-08)
REBOUNDS	31		vs Washington State (11-28-08)
	45		FAIRLEIGH DICKINSON (11-22-08)
ASSISTS	7		vs Washington State (11-28-08)
	7		vs Texas Tech (11-29-08)
STEALS	4		LOUISIANA-MONROE (11-17-08)
	6		vs Texas Tech (11-29-08)
BLOCKED SHOTS	7		at St. Bonaventure (11-25-08)
	8		vs Washington State (11-28-08)
TURNOVERS	11		vs Texas Tech (11-29-08)
	16		FAIRLEIGH DICKINSON (11-22-08)
FOULS	12		NORTH ALABAMA (11-19-08)
	16		CENTENARY (11-15-08)

2008-09 Mississippi State Basketball
Mississippi State High/Low Analysis (as of Dec 04, 2008)
All games

Opponent - GAME LOWS

POINTS	49		LOUISIANA-MONROE (11-17-08)
	55		CENTENARY (11-15-08)
	58		FAIRLEIGH DICKINSON (11-22-08)
	61		NORTH ALABAMA (11-19-08)
	63		vs Washington State (11-28-08)
FIELD GOALS MADE	16		FAIRLEIGH DICKINSON (11-22-08)
	20		CENTENARY (11-15-08)
	20		LOUISIANA-MONROE (11-17-08)
FIELD GOAL ATTEMPTS	58		vs Washington State (11-28-08)
	64		vs Texas Tech (11-29-08)
FIELD GOAL PERCENTAGE	.242	(16-66)	FAIRLEIGH DICKINSON (11-22-08)
	.290	(20-69)	LOUISIANA-MONROE (11-17-08)
3 PT FIELD GOALS MADE	2		vs Washington State (11-28-08)
	4		LOUISIANA-MONROE (11-17-08)
3 PT FG ATTEMPTS	13		at St. Bonaventure (11-25-08)
	13		vs Washington State (11-28-08)
3 PT FG PERCENTAGE	.154	(2-13)	vs Washington State (11-28-08)
	.190	(4-21)	LOUISIANA-MONROE (11-17-08)
FREE THROWS MADE	5		LOUISIANA-MONROE (11-17-08)
	6		CENTENARY (11-15-08)
FREE THROW ATTEMPTS	12		CENTENARY (11-15-08)
	14		LOUISIANA-MONROE (11-17-08)
FREE THROW PERCENTAGE	.357	(5-14)	LOUISIANA-MONROE (11-17-08)
	.500	(6-12)	CENTENARY (11-15-08)
REBOUNDS	27		NORTH ALABAMA (11-19-08)
	35		vs Washington State (11-28-08)
ASSISTS	7		FAIRLEIGH DICKINSON (11-22-08)
	8		LOUISIANA-MONROE (11-17-08)
STEALS	5		FAIRLEIGH DICKINSON (11-22-08)
	5		vs Texas Tech (11-29-08)
BLOCKED SHOTS	0		LOUISIANA-MONROE (11-17-08)
	2		NORTH ALABAMA (11-19-08)
	2		vs Texas Tech (11-29-08)
TURNOVERS	10		vs Texas Tech (11-29-08)
	12		vs Washington State (11-28-08)
FOULS	15		CENTENARY (11-15-08)
	19		vs Washington State (11-28-08)

2008-09 Mississippi State Basketball
Mississippi State Player High/Low Analysis (as of Dec 04, 2008)
All games

Mississippi State - INDIVIDUAL GAME HIGHS

Points	19		Jarvis Varnado at St. Bonaventure (11-25-08)
	18		Ravern Johnson at St. Bonaventure (11-25-08)
	17		Barry Stewart vs Louisiana-Monroe (11-17-08)
	16		Dee Bost vs Texas Tech (11-29-08)
	16		Kodi Augustus vs Texas Tech (11-29-08)
	16		Jarvis Varnado vs North Alabama (11-19-08)
	16		Barry Stewart vs North Alabama (11-19-08)
Field Goals Made	7		Jarvis Varnado at St. Bonaventure (11-25-08)
	6		Dee Bost vs Texas Tech (11-29-08)
	6		Kodi Augustus vs Texas Tech (11-29-08)
	6		Ravern Johnson at St. Bonaventure (11-25-08)
	6		Jarvis Varnado vs North Alabama (11-19-08)
	6		Barry Stewart vs Louisiana-Monroe (11-17-08)
Field Goal Att.	16		Dee Bost vs Texas Tech (11-29-08)
	12		Kodi Augustus vs Texas Tech (11-29-08)
	12		Jarvis Varnado at St. Bonaventure (11-25-08)
FG Pct (min 5 made)	.857	(6-7)	Jarvis Varnado vs North Alabama (11-19-08)
	.667	(6-9)	Ravern Johnson at St. Bonaventure (11-25-08)
	.667	(6-9)	Barry Stewart vs Louisiana-Monroe (11-17-08)
3-Point FG Made	5		Ravern Johnson vs Centenary (11-15-08)
	3		Dee Bost vs Texas Tech (11-29-08)
	3		Ravern Johnson vs Fairleigh Dickinson (11-22-08)
	3		Barry Stewart vs North Alabama (11-19-08)
	3		Barry Stewart vs Louisiana-Monroe (11-17-08)
	3		Dee Bost vs Louisiana-Monroe (11-17-08)
3-Point FG Att.	8		Ravern Johnson vs Centenary (11-15-08)
	6		Dee Bost vs Texas Tech (11-29-08)
	6		Ravern Johnson vs Fairleigh Dickinson (11-22-08)
	6		Dee Bost vs Louisiana-Monroe (11-17-08)
	6		Barry Stewart vs Louisiana-Monroe (11-17-08)
3-Pt FG Pct (min 2 made)	.667	(2-3)	Riley Benock at St. Bonaventure (11-25-08)
	.667	(2-3)	Ravern Johnson at St. Bonaventure (11-25-08)
	.667	(2-3)	Phil Turner vs North Alabama (11-19-08)
	.667	(2-3)	Riley Benock vs North Alabama (11-19-08)
Free Throws Made	7		Romero Osby vs Texas Tech (11-29-08)
	6		Elgin Bailey vs North Alabama (11-19-08)
Free Throw Att.	10		Romero Osby vs Texas Tech (11-29-08)
	8		Elgin Bailey vs North Alabama (11-19-08)
FT Pct (min 3 made)	1.000	(4-4)	Ravern Johnson at St. Bonaventure (11-25-08)
	1.000	(4-4)	Phil Turner at St. Bonaventure (11-25-08)
	1.000	(4-4)	Romero Osby vs North Alabama (11-19-08)
	1.000	(4-4)	Jarvis Varnado vs North Alabama (11-19-08)
	1.000	(3-3)	Kodi Augustus vs Louisiana-Monroe (11-17-08)
	1.000	(3-3)	Romero Osby vs Louisiana-Monroe (11-17-08)
Rebounds	16		Jarvis Varnado vs Fairleigh Dickinson (11-22-08)
	14		Jarvis Varnado vs North Alabama (11-19-08)
Assists	10		Dee Bost vs North Alabama (11-19-08)
	7		Dee Bost vs Louisiana-Monroe (11-17-08)
Steals	4		Barry Stewart vs Centenary (11-15-08)
	3		Dee Bost vs Texas Tech (11-29-08)
	3		Dee Bost at St. Bonaventure (11-25-08)
	3		Phil Turner vs North Alabama (11-19-08)
	3		Riley Benock vs Centenary (11-15-08)

Blocked Shots	9	Jarvis Varnado vs Louisiana-Monroe (11-17-08)
	8	Jarvis Varnado vs Fairleigh Dickinson (11-22-08)
Turnovers	6	Dee Bost at St. Bonaventure (11-25-08)
	5	Ravern Johnson vs Washington State (11-28-08)
	5	Dee Bost vs North Alabama (11-19-08)
Fouls	5	Dee Bost vs Washington State (11-28-08)
	5	Romero Osby at St. Bonaventure (11-25-08)
	5	Elgin Bailey vs Fairleigh Dickinson (11-22-08)
	5	Kodi Augustus vs Fairleigh Dickinson (11-22-08)

2008-09 Mississippi State Basketball
Mississippi State Opponent High/Low Analysis (as of Dec 04, 2008)
All games

OPPONENT INDIVIDUAL GAME HIGHS

Points	22		BLACKBURN, Ray at St. Bonaventure (11-25-08)
	19		Thompson, Klay vs Washington State (11-28-08)
	19		Jarvis Hill vs Louisiana-Monroe (11-17-08)
	17		Baynes, Aron vs Washington State (11-28-08)
	17		Thomas Fraise vs North Alabama (11-19-08)
Field Goals Made	8		Baynes, Aron vs Washington State (11-28-08)
	8		Jarvis Hill vs Louisiana-Monroe (11-17-08)
Field Goal Att.	22		Thomas Fraise vs North Alabama (11-19-08)
	17		Jarvis Hill vs Louisiana-Monroe (11-17-08)
	17		Nick Stallings vs Centenary (11-15-08)
FG Pct (min 5 made)	.800	(8-10)	Baynes, Aron vs Washington State (11-28-08)
	.667	(6-9)	Jarelle Redden vs North Alabama (11-19-08)
3-Point FG Made	4		Nick Stallings vs Centenary (11-15-08)
	4		Chase Adams vs Centenary (11-15-08)
3-Point FG Att.	8		Chase Adams vs Centenary (11-15-08)
	7		Jarvis Hill vs Louisiana-Monroe (11-17-08)
	7		Nick Stallings vs Centenary (11-15-08)
3-Pt FG Pct (min 2 made)	1.000	(3-3)	BLACKBURN, Ray at St. Bonaventure (11-25-08)
	.667	(2-3)	Roberson, John vs Texas Tech (11-29-08)
Free Throws Made	9		Cameron Tyler vs Fairleigh Dickinson (11-22-08)
	7		BLACKBURN, Ray at St. Bonaventure (11-25-08)
Free Throw Att.	21		Cameron Tyler vs Fairleigh Dickinson (11-22-08)
	8		BLACKBURN, Ray at St. Bonaventure (11-25-08)
	8		Corey Speight vs North Alabama (11-19-08)
	8		Tony Hooper vs Louisiana-Monroe (11-17-08)
FT Pct (min 3 made)	1.000	(4-4)	Thompson, Klay vs Washington State (11-28-08)
	1.000	(3-3)	Roberson, John vs Texas Tech (11-29-08)
	1.000	(3-3)	Graham, Tyree vs Texas Tech (11-29-08)
Rebounds	11		Sean Baptiste vs Fairleigh Dickinson (11-22-08)
	10		Thompson, Klay vs Washington State (11-28-08)
Assists	6		Chase Adams vs Centenary (11-15-08)
	5		Voskuil, Alan vs Texas Tech (11-29-08)
	5		Rochestie, Taylor vs Washington State (11-28-08)
Steals	5		HALL, Jonathan at St. Bonaventure (11-25-08)
	4		Rochestie, Taylor vs Washington State (11-28-08)
	4		Chase Adams vs Centenary (11-15-08)
Blocked Shots	2		Cook, Trevor vs Texas Tech (11-29-08)
	2		Baynes, Aron vs Washington State (11-28-08)
	2		DAVENPORT, Michael at St. Bonaventure (11-25-08)
	2		NICHOLSON, Andrew at St. Bonaventure (11-25-08)
	2		Alvin Mofunanya vs Fairleigh Dickinson (11-22-08)
	2		Jerrald Bonham vs Centenary (11-15-08)
Turnovers	5		HALL, Jonathan at St. Bonaventure (11-25-08)
	5		Alvin Mofunanya vs Fairleigh Dickinson (11-22-08)
Fouls	5		Baynes, Aron vs Washington State (11-28-08)
	5		Alvin Mofunanya vs Fairleigh Dickinson (11-22-08)
	5		Elvado Lima vs North Alabama (11-19-08)

2008-09 Mississippi State Basketball
Mississippi State Individual Game-by-Game (as of Dec 04, 2008)
All games

#01 Jacquiese Holcombe

Opponent	Date	gs	min	Total		3-Pointers		Free throws		Rebounds				pf	a	t/o	blk	stl	pts	avg
				fg-fga	pct	3fg-fga	pct	ft-fta	pct	off	def	tot	avg							
CENTENARY	11-15-08		17	1-2	.500	0-1	.000	0-0	.000	1	0	1	1.0	2	1	2	0	1	2	2.0
LOUISIANA-MONROE	11-17-08		12	2-3	.667	0-1	.000	0-0	.000	0	2	2	1.5	3	0	1	0	0	4	3.0
NORTH ALABAMA	11-19-08		18	2-5	.400	0-1	.000	0-0	.000	3	2	5	2.7	0	0	2	0	0	4	3.3
FAIRLEIGH DICKINSON	11-22-08		10	0-1	.000	0-1	.000	1-2	.500	0	0	0	2.0	3	0	2	0	0	1	2.8
Totals		0	57	5-11	.455	0-4	.000	1-2	.500	4	4	8	2.0	8	1	7	0	1	11	2.8

Games played: 4
Minutes/game: 14.3
Points/game: 2.8
FG Pct: 45.5
3FG Pct: 0.0
FT Pct: 50.0

Rebounds/game: 2.0
Assists/game: 0.3
Turnovers/game: 1.8
Assist/turnover ratio: 0.1
Steals/game: 0.3

#02 Ravern Johnson

Opponent	Date	gs	min	Total		3-Pointers		Free throws		Rebounds				pf	a	t/o	blk	stl	pts	avg
				fg-fga	pct	3fg-fga	pct	ft-fta	pct	off	def	tot	avg							
CENTENARY	11-15-08	*	24	5-9	.556	5-8	.625	0-0	.000	1	2	3	3.0	1	3	2	2	0	15	15.0
LOUISIANA-MONROE	11-17-08	*	27	4-9	.444	2-4	.500	0-1	.000	2	2	4	3.5	2	2	2	0	0	10	12.5
NORTH ALABAMA	11-19-08	*	23	3-7	.429	2-5	.400	0-0	.000	0	2	2	3.0	1	0	1	1	1	8	11.0
FAIRLEIGH DICKINSON	11-22-08	*	23	4-10	.400	3-6	.500	0-0	.000	0	4	4	3.3	1	0	1	2	0	11	11.0
at St. Bonaventure	11-25-08	*	29	6-9	.667	2-3	.667	4-4	1.000	3	4	7	4.0	1	1	4	0	1	18	12.4
vs Washington State	11-28-08	*	30	3-7	.429	1-1	1.000	0-0	.000	1	1	2	3.7	3	1	5	1	1	7	11.5
vs Texas Tech	11-29-08	*	32	4-10	.400	1-5	.200	0-0	.000	2	5	7	4.1	3	2	2	1	0	9	11.1
Totals		7	188	29-61	.475	16-32	.500	4-5	.800	9	20	29	4.1	12	9	17	7	3	78	11.1

Games played: 7
Minutes/game: 26.9
Points/game: 11.1
FG Pct: 47.5
3FG Pct: 50.0
FT Pct: 80.0

Rebounds/game: 4.1
Assists/game: 1.3
Turnovers/game: 2.4
Assist/turnover ratio: 0.5
Steals/game: 0.4
Blocks/game: 1.0

#03 Dee Bost

Opponent	Date	gs	min	Total		3-Pointers		Free throws		Rebounds				pf	a	t/o	blk	stl	pts	avg
				fg-fga	pct	3fg-fga	pct	ft-fta	pct	off	def	tot	avg							
CENTENARY	11-15-08	*	23	3-8	.375	2-4	.500	1-2	.500	0	3	3	3.0	2	4	2	0	1	9	9.0
LOUISIANA-MONROE	11-17-08	*	26	4-9	.444	3-6	.500	3-4	.750	0	3	3	3.0	1	7	2	0	1	14	11.5
NORTH ALABAMA	11-19-08	*	23	2-5	.400	1-3	.333	2-2	1.000	1	1	2	2.7	2	10	5	0	1	7	10.0
FAIRLEIGH DICKINSON	11-22-08	*	24	2-8	.250	0-4	.000	2-4	.500	0	1	1	2.3	3	6	4	0	1	6	9.0
at St. Bonaventure	11-25-08	*	20	1-8	.125	0-1	.000	4-5	.800	1	3	4	2.6	2	2	6	0	3	6	8.4
vs Washington State	11-28-08	*	30	1-6	.167	1-3	.333	5-6	.833	1	6	7	3.3	5	3	3	0	1	8	8.3
vs Texas Tech	11-29-08	*	32	6-16	.375	3-6	.500	1-4	.250	1	3	4	3.4	4	3	1	0	3	16	9.4
Totals		7	178	19-60	.317	10-27	.370	18-27	.667	4	20	24	3.4	19	35	23	0	11	66	9.4

Games played: 7
Minutes/game: 25.4
Points/game: 9.4
FG Pct: 31.7
3FG Pct: 37.0
FT Pct: 66.7

Rebounds/game: 3.4
Assists/game: 5.0
Turnovers/game: 3.3
Assist/turnover ratio: 1.5
Steals/game: 1.6

2008-09 Mississippi State Basketball
Mississippi State Individual Game-by-Game (as of Dec 04, 2008)
All games

#04 Twany Beckham

Opponent	Date	gs	min	Total		3-Pointers		Free throws		Rebounds				pf	a	t/o	blk	stl	pts	avg
				fg-fga	pct	3fg-fga	pct	ft-fta	pct	off	def	tot	avg							
FAIRLEIGH DICKINSON	11-22-08		10	2-2	1.000	0-0	.000	0-1	.000	1	1	2	2.0	2	2	0	0	2	4	4.0
at St. Bonaventure	11-25-08		20	2-3	.667	0-0	.000	4-6	.667	0	1	1	1.5	1	3	1	0	1	8	6.0
vs Washington State	11-28-08		10	0-2	.000	0-0	.000	1-2	.500	0	0	0	1.0	0	1	1	0	0	1	4.3
vs Texas Tech	11-29-08		8	2-3	.667	0-0	.000	0-0	.000	0	1	1	1.0	0	0	1	0	0	4	4.3
Totals		0	48	6-10	.600	0-0	.000	5-9	.556	1	3	4	1.0	3	6	3	0	3	17	4.3

Games played: 4
Minutes/game: 12.0
Points/game: 4.3
FG Pct: 60.0
FT Pct: 55.6

Rebounds/game: 1.0
Assists/game: 1.5
Turnovers/game: 0.8
Assist/turnover ratio: 2.0
Steals/game: 0.8

#05 Romero Osby

Opponent	Date	gs	min	Total		3-Pointers		Free throws		Rebounds				pf	a	t/o	blk	stl	pts	avg
				fg-fga	pct	3fg-fga	pct	ft-fta	pct	off	def	tot	avg							
CENTENARY	11-15-08		19	1-4	.250	0-1	.000	2-3	.667	0	8	8	8.0	1	1	1	0	0	4	4.0
LOUISIANA-MONROE	11-17-08		14	2-4	.500	0-0	.000	3-3	1.000	1	1	2	5.0	2	0	2	0	0	7	5.5
NORTH ALABAMA	11-19-08		18	5-9	.556	1-3	.333	4-4	1.000	0	3	3	4.3	0	4	0	0	0	15	8.7
FAIRLEIGH DICKINSON	11-22-08		23	3-7	.429	1-3	.333	2-2	1.000	0	5	5	4.5	3	1	1	1	1	9	8.8
at St. Bonaventure	11-25-08		18	3-4	.750	0-0	.000	0-0	.000	0	4	4	4.4	5	0	2	0	0	6	8.2
vs Washington State	11-28-08		13	2-5	.400	0-1	.000	3-4	.750	0	0	0	3.7	1	0	3	0	1	7	8.0
vs Texas Tech	11-29-08		15	0-1	.000	0-0	.000	7-10	.700	2	4	6	4.0	2	0	1	1	1	7	7.9
Totals		0	120	16-34	.471	2-8	.250	21-26	.808	3	25	28	4.0	14	6	10	2	3	55	7.9

Games played: 7
Minutes/game: 17.1
Points/game: 7.9
FG Pct: 47.1
3FG Pct: 25.0
FT Pct: 80.8

Rebounds/game: 4.0
Assists/game: 0.9
Turnovers/game: 1.4
Assist/turnover ratio: 0.6
Steals/game: 0.4
Blocks/game: 0.3

#10 Christopher Gay

Opponent	Date	gs	min	Total		3-Pointers		Free throws		Rebounds				pf	a	t/o	blk	stl	pts	avg
				fg-fga	pct	3fg-fga	pct	ft-fta	pct	off	def	tot	avg							
CENTENARY	11-15-08		2	0-0	.000	0-0	.000	0-0	.000	0	1	1	1.0	0	0	0	0	0	0	0.0
LOUISIANA-MONROE	11-17-08		1	0-0	.000	0-0	.000	0-0	.000	0	0	0	0.5	0	0	0	0	0	0	0.0
NORTH ALABAMA	11-19-08		1	0-0	.000	0-0	.000	0-0	.000	0	0	0	0.3	0	0	0	0	0	0	0.0
FAIRLEIGH DICKINSON	11-22-08		1	0-0	.000	0-0	.000	0-0	.000	0	0	0	0.3	0	0	1	0	0	0	0.0
Totals		0	5	0-0	.000	0-0	.000	0-0	.000	0	1	1	0.3	0	0	1	0	0	0	0.0

Games played: 4
Minutes/game: 1.3

Rebounds/game: 0.3
Turnovers/game: 0.3

2008-09 Mississippi State Basketball
Mississippi State Individual Game-by-Game (as of Dec 04, 2008)
All games

#15 Riley Benock

Opponent	Date	gs	min	Total		3-Pointers		Free throws		Rebounds				pf	a	t/o	blk	stl	pts	avg
				fg-fga	pct	3fg-fga	pct	ft-fta	pct	off	def	tot	avg							
CENTENARY	11-15-08		15	3-3	1.000	1-1	1.000	0-0	.000	0	1	1	1.0	0	2	0	1	3	7	7.0
LOUISIANA-MONROE	11-17-08		12	0-2	.000	0-2	.000	0-0	.000	0	2	2	1.5	2	2	2	0	0	0	3.5
NORTH ALABAMA	11-19-08		13	3-4	.750	2-3	.667	0-0	.000	0	1	1	1.3	4	0	0	0	1	8	5.0
FAIRLEIGH DICKINSON	11-22-08		17	2-4	.500	2-4	.500	0-0	.000	0	1	1	1.3	1	1	0	0	0	6	5.3
at St. Bonaventure	11-25-08		8	2-3	.667	2-3	.667	0-0	.000	1	0	1	1.2	0	0	0	0	1	6	5.4
vs Washington State	11-28-08		10	0-0	.000	0-0	.000	0-0	.000	0	1	1	1.2	0	1	0	0	1	0	4.5
vs Texas Tech	11-29-08		12	0-4	.000	0-2	.000	0-0	.000	1	1	2	1.3	0	0	0	0	1	0	3.9
Totals		0	87	10-20	.500	7-15	.467	0-0	.000	2	7	9	1.3	7	6	2	1	7	27	3.9

Games played: 7
Minutes/game: 12.4
Points/game: 3.9
FG Pct: 50.0
3FG Pct: 46.7

Rebounds/game: 1.3
Assists/game: 0.9
Turnovers/game: 0.3
Assist/turnover ratio: 3.0
Steals/game: 1.0
Blocks/game: 0.1

#20 Taylor Luczak

Opponent	Date	gs	min	Total		3-Pointers		Free throws		Rebounds				pf	a	t/o	blk	stl	pts	avg
				fg-fga	pct	3fg-fga	pct	ft-fta	pct	off	def	tot	avg							
CENTENARY	11-15-08		2	0-0	.000	0-0	.000	0-0	.000	0	0	0	0.0	0	0	0	0	0	0	0.0
LOUISIANA-MONROE	11-17-08		1	1-1	1.000	0-0	.000	0-0	.000	0	0	0	0.0	0	0	0	0	0	2	1.0
NORTH ALABAMA	11-19-08		2	0-0	.000	0-0	.000	0-0	.000	0	0	0	0.0	0	0	0	0	0	0	0.7
Totals		0	5	1-1	1.000	0-0	.000	0-0	.000	0	0	0	0.0	0	0	0	0	0	2	0.7

Games played: 3
Minutes/game: 1.7
Points/game: 0.7
FG Pct: 100.0

#22 Barry Stewart

Opponent	Date	gs	min	Total		3-Pointers		Free throws		Rebounds				pf	a	t/o	blk	stl	pts	avg
				fg-fga	pct	3fg-fga	pct	ft-fta	pct	off	def	tot	avg							
CENTENARY	11-15-08	*	23	4-8	.500	2-4	.500	3-4	.750	1	2	3	3.0	3	1	4	0	4	13	13.0
LOUISIANA-MONROE	11-17-08	*	26	6-9	.667	3-6	.500	2-4	.500	0	1	1	2.0	3	1	3	1	1	17	15.0
NORTH ALABAMA	11-19-08	*	22	5-8	.625	3-5	.600	3-4	.750	0	2	2	2.0	2	0	2	0	1	16	15.3
FAIRLEIGH DICKINSON	11-22-08	*	23	4-9	.444	2-5	.400	2-4	.500	0	2	2	2.0	1	2	0	0	1	12	14.5
at St. Bonaventure	11-25-08	*	32	1-9	.111	1-4	.250	0-0	.000	0	3	3	2.2	3	4	3	0	1	3	12.2
vs Washington State	11-28-08	*	30	3-10	.300	2-5	.400	2-2	1.000	0	2	2	2.2	3	0	3	1	1	10	11.8
vs Texas Tech	11-29-08	*	28	2-8	.250	0-5	.000	1-4	.250	1	3	4	2.4	4	1	0	2	0	5	10.9
Totals		7	184	25-61	.410	13-34	.382	13-22	.591	2	15	17	2.4	19	9	15	4	9	76	10.9

Games played: 7
Minutes/game: 26.3
Points/game: 10.9
FG Pct: 41.0
3FG Pct: 38.2
FT Pct: 59.1

Rebounds/game: 2.4
Assists/game: 1.3
Turnovers/game: 2.1
Assist/turnover ratio: 0.6
Steals/game: 1.3
Blocks/game: 0.6

2008-09 Mississippi State Basketball
Mississippi State Individual Game-by-Game (as of Dec 04, 2008)
All games

#24 Kodi Augustus

Opponent	Date	gs	min	Total		3-Pointers		Free throws		Rebounds				pf	a	t/o	blk	stl	pts	avg
				fg-fga	pct	3fg-fga	pct	ft-fa	pct	off	def	tot	avg							
CENTENARY	11-15-08	*	17	2-3	.667	0-0	.000	2-2	1.000	0	3	3	3.0	2	2	1	2	1	6	6.0
LOUISIANA-MONROE	11-17-08	*	21	4-5	.800	1-1	1.000	3-3	1.000	3	5	8	5.5	2	2	0	0	1	12	9.0
NORTH ALABAMA	11-19-08	*	22	3-5	.600	0-2	.000	2-2	1.000	3	4	7	6.0	1	0	3	1	0	8	8.7
FAIRLEIGH DICKINSON	11-22-08	*	15	3-3	1.000	0-0	.000	0-0	.000	1	5	6	6.0	5	1	3	1	1	6	8.0
at St. Bonaventure	11-25-08	*	19	2-6	.333	0-1	.000	0-1	.000	3	3	6	6.0	4	1	2	0	0	4	7.2
vs Washington State	11-28-08	*	27	2-7	.286	1-3	.333	5-6	.833	0	4	4	5.7	2	0	0	1	0	10	7.7
vs Texas Tech	11-29-08	*	25	6-12	.500	0-2	.000	4-5	.800	5	4	9	6.1	3	0	3	0	1	16	8.9
Totals		7	146	22-41	.537	2-9	.222	16-19	.842	15	28	43	6.1	19	6	12	5	4	62	8.9

Games played: 7
Minutes/game: 20.9
Points/game: 8.9
FG Pct: 53.7
3FG Pct: 22.2
FT Pct: 84.2

Rebounds/game: 6.1
Assists/game: 0.9
Turnovers/game: 1.7
Assist/turnover ratio: 0.5
Steals/game: 0.6
Blocks/game: 0.7

#25 Phil Turner

Opponent	Date	gs	min	Total		3-Pointers		Free throws		Rebounds				pf	a	t/o	blk	stl	pts	avg
				fg-fga	pct	3fg-fga	pct	ft-fa	pct	off	def	tot	avg							
CENTENARY	11-15-08		15	1-4	.250	0-3	.000	0-0	.000	2	3	5	5.0	3	2	3	0	0	2	2.0
LOUISIANA-MONROE	11-17-08		14	1-3	.333	0-1	.000	1-2	.500	0	2	2	3.5	1	4	2	0	0	3	2.5
NORTH ALABAMA	11-19-08		16	2-4	.500	2-3	.667	2-2	1.000	0	4	4	3.7	0	1	1	1	3	8	4.3
FAIRLEIGH DICKINSON	11-22-08		11	3-4	.750	1-1	1.000	1-2	.500	0	2	2	3.3	3	1	2	0	1	8	5.3
at St. Bonaventure	11-25-08		14	1-4	.250	0-1	.000	4-4	1.000	3	0	3	3.2	0	3	1	0	0	6	5.4
vs Washington State	11-28-08		10	2-3	.667	1-1	1.000	0-0	.000	0	4	4	3.3	2	0	1	0	0	5	5.3
vs Texas Tech	11-29-08		8	1-2	.500	0-0	.000	0-0	.000	0	1	1	3.0	0	0	1	1	0	2	4.9
Totals		0	88	11-24	.458	4-10	.400	8-10	.800	5	16	21	3.0	9	11	11	2	4	34	4.9

Games played: 7
Minutes/game: 12.6
Points/game: 4.9
FG Pct: 45.8
3FG Pct: 40.0
FT Pct: 80.0

Rebounds/game: 3.0
Assists/game: 1.6
Turnovers/game: 1.6
Assist/turnover ratio: 1.0
Steals/game: 0.6
Blocks/game: 0.3

#32 Jarvis Varnado

Opponent	Date	gs	min	Total		3-Pointers		Free throws		Rebounds				pf	a	t/o	blk	stl	pts	avg
				fg-fga	pct	3fg-fga	pct	ft-fa	pct	off	def	tot	avg							
CENTENARY	11-15-08	*	25	3-6	.500	0-0	.000	3-5	.600	4	7	11	11.0	1	1	2	7	1	9	9.0
LOUISIANA-MONROE	11-17-08	*	27	1-4	.250	0-0	.000	0-1	.000	3	8	11	11.0	1	1	3	9	0	2	5.5
NORTH ALABAMA	11-19-08	*	22	6-7	.857	0-0	.000	4-4	1.000	1	13	14	12.0	1	0	3	7	0	16	9.0
FAIRLEIGH DICKINSON	11-22-08	*	24	5-9	.556	0-0	.000	4-7	.571	5	11	16	13.0	2	1	0	8	0	14	10.3
at St. Bonaventure	11-25-08	*	34	7-12	.583	0-0	.000	5-7	.714	5	7	12	12.8	3	0	3	6	0	19	12.0
vs Washington State	11-28-08	*	25	1-3	.333	0-0	.000	0-2	.000	2	3	5	11.5	0	1	3	4	0	2	10.3
vs Texas Tech	11-29-08	*	27	4-6	.667	0-0	.000	3-4	.750	2	8	10	11.3	3	1	1	4	0	11	10.4
Totals		7	184	27-47	.574	0-0	.000	19-30	.633	22	57	79	11.3	11	5	15	45	1	73	10.4

Games played: 7
Minutes/game: 26.3
Points/game: 10.4
FG Pct: 57.4
FT Pct: 63.3

Rebounds/game: 11.3
Assists/game: 0.7
Turnovers/game: 2.1
Assist/turnover ratio: 0.3
Steals/game: 0.1
Blocks/game: 6.4

2008-09 Mississippi State Basketball
Mississippi State Individual Game-by-Game (as of Dec 04, 2008)
All games

#33 Brandon Bolen

Opponent	Date	gs	min	Total		3-Pointers		Free throws		Rebounds				pf	a	t/o	blk	stl	pts	avg
				fg-fga	pct	3fg-fga	pct	ft-fta	pct	off	def	tot	avg							
CENTENARY	11-15-08		2	0-0	.000	0-0	.000	0-0	.000	0	0	0	0.0	0	0	0	0	0	0	0.0
LOUISIANA-MONROE	11-17-08		2	0-0	.000	0-0	.000	0-0	.000	0	0	0	0.0	0	0	0	0	0	0	0.0
NORTH ALABAMA	11-19-08		4	1-1	1.000	0-0	.000	0-0	.000	0	0	0	0.0	0	0	0	0	1	2	0.7
FAIRLEIGH DICKINSON	11-22-08		2	0-0	.000	0-0	.000	0-0	.000	0	0	0	0.0	0	0	0	0	0	0	0.5
Totals		0	10	1-1	1.000	0-0	.000	0-0	.000	0	0	0	0.0	0	0	0	0	1	2	0.5

Games played: 4
Minutes/game: 2.5
Points/game: 0.5
FG Pct: 100.0

Steals/game: 0.3

#45 Elgin Bailey

Opponent	Date	gs	min	Total		3-Pointers		Free throws		Rebounds				pf	a	t/o	blk	stl	pts	avg
				fg-fga	pct	3fg-fga	pct	ft-fta	pct	off	def	tot	avg							
CENTENARY	11-15-08		16	4-11	.364	0-0	.000	2-4	.500	2	1	3	3.0	1	0	0	3	1	10	10.0
LOUISIANA-MONROE	11-17-08		17	3-7	.429	0-0	.000	1-1	1.000	3	6	9	6.0	1	1	3	2	1	7	8.5
NORTH ALABAMA	11-19-08		16	2-4	.500	0-0	.000	6-8	.750	1	4	5	5.7	1	2	4	3	2	10	9.0
FAIRLEIGH DICKINSON	11-22-08		17	2-2	1.000	0-0	.000	3-6	.500	0	4	4	5.3	5	0	2	3	0	7	8.5
at St. Bonaventure	11-25-08		6	0-1	.000	0-0	.000	0-0	.000	0	1	1	4.4	2	0	2	1	0	0	6.8
vs Washington State	11-28-08		15	1-3	.333	0-0	.000	0-1	.000	1	2	3	4.2	2	0	1	1	2	2	6.0
vs Texas Tech	11-29-08		13	1-3	.333	0-0	.000	1-4	.250	2	1	3	4.0	1	0	1	2	0	3	5.6
Totals		0	100	13-31	.419	0-0	.000	13-24	.542	9	19	28	4.0	13	3	13	15	6	39	5.6

Games played: 7
Minutes/game: 14.3
Points/game: 5.6
FG Pct: 41.9
FT Pct: 54.2

Rebounds/game: 4.0
Assists/game: 0.4
Turnovers/game: 1.9
Assist/turnover ratio: 0.2
Steals/game: 0.9
Blocks/game: 2.1

#TM TEAM

Opponent	Date	gs	min	Total		3-Pointers		Free throws		Rebounds				pf	a	t/o	blk	stl	pts	avg
				fg-fga	pct	3fg-fga	pct	ft-fta	pct	off	def	tot	avg							
CENTENARY	11-15-08		0	0-0	.000	0-0	.000	0-0	.000	0	4	4	4.0	0	0	0	0	0	0	0.0
LOUISIANA-MONROE	11-17-08		0	0-0	.000	0-0	.000	0-0	.000	1	5	6	5.0	0	0	0	0	0	0	0.0
NORTH ALABAMA	11-19-08		0	0-0	.000	0-0	.000	0-0	.000	3	3	6	5.3	0	0	0	0	0	0	0.0
FAIRLEIGH DICKINSON	11-22-08		0	0-0	.000	0-0	.000	0-0	.000	1	1	2	4.5	0	0	0	0	0	0	0.0
at St. Bonaventure	11-25-08		0	0-0	.000	0-0	.000	0-0	.000	2	2	4	4.4	0	0	0	0	0	0	0.0
vs Washington State	11-28-08		0	0-0	.000	0-0	.000	0-0	.000	1	2	3	4.2	0	0	0	0	0	0	0.0
vs Texas Tech	11-29-08		0	0-0	.000	0-0	.000	0-0	.000	0	1	1	3.7	0	0	0	0	0	0	0.0
Totals		0	0	0-0	.000	0-0	.000	0-0	.000	8	18	26	3.7	0	0	0	0	0	0	0.0

Games played: 7

Rebounds/game: 3.7

2008 Mississippi State Basketball Season (Dec 04, 2008)

Individual Career History

Kodi Augustus

			Total		3-Point		F-Throws		Rebounds											Scoring	
Season	gp-gs	min/avg	fg-fga	pct	fg-fga	pct	ft-fta	pct	off	def	tot	avg	pf	fo	ast	to	blk	stl	pts	avg	
2007-08	11-0	52/4.7	5-13	.385	2-7	.286	4-7	.571	3	9	12	1.1	8	0	2	7	3	1	16	1.5	
2008-09	4-4	75/18.8	12-16	.750	1-3	.333	7-7	1.000	7	17	24	6.0	10	1	5	7	4	3	32	8.0	
TOTAL	15-4	127/8.5	17-29	.586	3-10	.300	11-14	.786	10	26	36	2.4	18	1	7	14	7	4	48	3.2	

Elgin Bailey

			Total		3-Point		F-Throws		Rebounds											Scoring	
Season	gp-gs	min/avg	fg-fga	pct	fg-fga	pct	ft-fta	pct	off	def	tot	avg	pf	fo	ast	to	blk	stl	pts	avg	
2007-08	31-0	212/6.8	18-38	.474	0-0	.000	16-41	.390	20	26	46	1.5	43	0	1	16	8	4	52	1.7	
2008-09	4-0	66/16.5	11-24	.458	0-0	.000	12-19	.632	6	15	21	5.3	8	1	3	9	11	4	34	8.5	
TOTAL	35-0	278/7.9	29-62	.468	0-0	.000	28-60	.467	26	41	67	1.9	51	1	4	25	19	8	86	2.5	

Twany Beckham

Season	gp-gs	min/avg	Total		3-Point		F-Throws		Rebounds											Scoring	
			fg-fga	pct	fg-fga	pct	ft-fta	pct	off	def	tot	avg	pf	fo	ast	to	blk	stl	pts	avg	
2008-09	1-0	10/10.0	2-2	1.000	0-0	.000	0-1	.000	1	1	2	2.0	2	0	2	0	0	2	4	4.0	
TOTAL	1-0	10/10.0	2-2	1.000	0-0	.000	0-1	.000	1	1	2	2.0	2	0	2	0	0	2	4	4.0	

Riley Benock

			Total		3-Point		F-Throws		Rebounds											Scoring	
Season	gp-gs	min/avg	fg-fga	pct	fg-fga	pct	ft-fta	pct	off	def	tot	avg	pf	fo	ast	to	blk	stl	pts	avg	
2007-08	28-0	228/8.1	15-37	.405	14-33	.424	5-8	.625	2	17	19	0.7	16	0	22	16	4	4	49	1.8	
2008-09	4-0	57/14.3	8-13	.615	5-10	.500	0-0	.000	0	5	5	1.3	7	0	5	2	1	4	21	5.3	
TOTAL	32-0	285/8.9	23-50	.460	19-43	.442	5-8	.625	2	22	24	0.8	23	0	27	18	5	8	70	2.2	

Brandon Bolen

			Total		3-Point		F-Throws		Rebounds											Scoring	
Season	gp-gs	min/avg	fg-fga	pct	fg-fga	pct	ft-fta	pct	off	def	tot	avg	pf	fo	ast	to	blk	stl	pts	avg	
2007-08	9-0	12/1.3	0-2	.000	0-1	.000	1-2	.500	1	3	4	0.4	1	0	0	3	0	0	1	0.1	
2008-09	4-0	10/2.5	1-1	1.000	0-0	.000	0-0	.000	0	0	0	0.0	0	0	0	0	0	1	2	0.5	
TOTAL	13-0	22/1.7	1-3	.333	0-1	.000	1-2	.500	1	3	4	0.3	1	0	0	3	0	1	3	0.2	

Dee Bost

			Total		3-Point		F-Throws		Rebounds											Scoring	
Season	gp-gs	min/avg	fg-fga	pct	fg-fga	pct	ft-fta	pct	off	def	tot	avg	pf	fo	ast	to	blk	stl	pts	avg	
2008-09	4-4	96/24.0	11-30	.367	6-17	.353	8-12	.667	1	8	9	2.3	8	0	27	13	0	4	36	9.0	
TOTAL	4-4	96/24.0	11-30	.367	6-17	.353	8-12	.667	1	8	9	2.3	8	0	27	13	0	4	36	9.0	

Rod Bryant

Season	gp-gs	min/avg	Total		3-Point		F-Throws		Rebounds											Scoring	
			fg-fga	pct	fg-fga	pct	ft-fta	pct	off	def	tot	avg	pf	fo	ast	to	blk	stl	pts	avg	
2007-08	5-0	5/1.0	2-3	.667	0-0	.000	0-1	.000	0	1	1	0.2	0	0	0	1	0	0	4	0.8	
TOTAL	5-0	5/1.0	2-3	.667	0-0	.000	0-1	.000	0	1	1	0.2	0	0	0	1	0	0	4	0.8	

Christopher Gay

			Total		3-Point		F-Throws		Rebounds											Scoring	
Season	gp-gs	min/avg	fg-fga	pct	fg-fga	pct	ft-fta	pct	off	def	tot	avg	pf	fo	ast	to	blk	stl	pts	avg	
2008-09	4-0	5/1.3	0-0	.000	0-0	.000	0-0	.000	0	1	1	0.3	0	0	0	1	0	0	0	0.0	
TOTAL	4-0	5/1.3	0-0	.000	0-0	.000	0-0	.000	0	1	1	0.3	0	0	0	1	0	0	0	0.0	

2008 Mississippi State Basketball Season (Dec 04, 2008) Individual Career History

Jacquiese Holcombe

Season	gp-gs	min/avg	Total		3-Point		F-Throws		Rebounds				pf	fo	ast	to	blk	stl	Scoring	
			fg-fga	pct	fg-fga	pct	ft-fta	pct	off	def	tot	avg							pts	avg
2008-09	4-0	57/14.3	5-11	.455	0-4	.000	1-2	.500	4	4	8	2.0	8	0	1	7	0	1	11	2.8
TOTAL	4-0	57/14.3	5-11	.455	0-4	.000	1-2	.500	4	4	8	2.0	8	0	1	7	0	1	11	2.8

Brian Johnson

Season	gp-gs	min/avg	Total		3-Point		F-Throws		Rebounds				pf	fo	ast	to	blk	stl	Scoring	
			fg-fga	pct	fg-fga	pct	ft-fta	pct	off	def	tot	avg							pts	avg
2007-08	33-0	316/9.6	30-48	.625	0-2	.000	17-22	.773	34	39	73	2.2	37	0	8	35	12	14	77	2.3
TOTAL	33-0	316/9.6	30-48	.625	0-2	.000	17-22	.773	34	39	73	2.2	37	0	8	35	12	14	77	2.3

Ravern Johnson

Season	gp-gs	min/avg	Total		3-Point		F-Throws		Rebounds				pf	fo	ast	to	blk	stl	Scoring	
			fg-fga	pct	fg-fga	pct	ft-fta	pct	off	def	tot	avg							pts	avg
2007-08	29-0	187/6.4	31-65	.477	7-24	.292	4-10	.400	10	20	30	1.0	10	0	10	12	4	3	73	2.5
2008-09	4-4	97/24.3	16-35	.457	12-23	.522	0-1	.000	3	10	13	3.3	5	0	5	6	5	1	44	11.0
TOTAL	33-4	284/8.6	47-100	.470	19-47	.404	4-11	.364	13	30	43	1.3	15	0	15	18	9	4	117	3.5

Taylor Luczak

Season	gp-gs	min/avg	Total		3-Point		F-Throws		Rebounds				pf	fo	ast	to	blk	stl	Scoring	
			fg-fga	pct	fg-fga	pct	ft-fta	pct	off	def	tot	avg							pts	avg
2008-09	3-0	5/1.7	1-1	1.000	0-0	.000	0-0	.000	0	0	0	0.0	0	0	0	0	0	0	2	0.7
TOTAL	3-0	5/1.7	1-1	1.000	0-0	.000	0-0	.000	0	0	0	0.0	0	0	0	0	0	0	2	0.7

Romero Osby

Season	gp-gs	min/avg	Total		3-Point		F-Throws		Rebounds				pf	fo	ast	to	blk	stl	Scoring	
			fg-fga	pct	fg-fga	pct	ft-fta	pct	off	def	tot	avg							pts	avg
2008-09	4-0	74/18.5	11-24	.458	2-7	.286	11-12	.917	1	17	18	4.5	6	0	6	4	1	1	35	8.8
TOTAL	4-0	74/18.5	11-24	.458	2-7	.286	11-12	.917	1	17	18	4.5	6	0	6	4	1	1	35	8.8

Barry Stewart

Season	gp-gs	min/avg	Total		3-Point		F-Throws		Rebounds				pf	fo	ast	to	blk	stl	Scoring	
			fg-fga	pct	fg-fga	pct	ft-fta	pct	off	def	tot	avg							pts	avg
2006-07	35-0	848/24.2	96-240	.400	68-174	.391	82-107	.766	28	83	111	3.2	51	0	43	27	5	32	342	9.8
2007-08	34-34	1214/35.7	129-337	.383	62-186	.333	71-102	.696	46	111	157	4.6	80	2	88	78	4	44	391	11.5
2008-09	4-4	94/23.5	19-34	.559	10-20	.500	10-16	.625	1	7	8	2.0	9	0	4	9	1	7	58	14.5
TOTAL	73-38	2156/29.5	244-611	.399	140-380	.368	163-225	.724	75	201	276	3.8	140	2	135	114	10	83	791	10.8

Phil Turner

Season	gp-gs	min/avg	Total		3-Point		F-Throws		Rebounds				pf	fo	ast	to	blk	stl	Scoring	
			fg-fga	pct	fg-fga	pct	ft-fta	pct	off	def	tot	avg							pts	avg
2007-08	30-11	498/16.6	41-124	.331	24-79	.304	15-27	.556	18	66	84	2.8	43	1	25	28	10	26	121	4.0
2008-09	4-0	56/14.0	7-15	.467	3-8	.375	4-6	.667	2	11	13	3.3	7	0	8	8	1	4	21	5.3
TOTAL	34-11	554/16.3	48-139	.345	27-87	.310	19-33	.576	20	77	97	2.9	50	1	33	36	11	30	142	4.2

Jarvis Varnado

Season	gp-gs	min/avg	Total		3-Point		F-Throws		Rebounds				pf	fo	ast	to	blk	stl	Scoring	
			fg-fga	pct	fg-fga	pct	ft-fta	pct	off	def	tot	avg							pts	avg
2006-07	35-13	473/13.5	75-116	.647	0-1	.000	24-45	.533	61	85	146	4.2	74	1	11	19	67	12	174	5.0
2007-08	34-34	968/28.5	109-170	.641	1-2	.500	50-100	.500	75	189	264	7.8	99	5	18	41	157	18	269	7.9
2008-09	4-4	98/24.5	15-26	.577	0-0	.000	11-17	.647	13	39	52	13.0	5	0	3	8	31	1	41	10.3
TOTAL	73-51	1539/21.1	199-312	.638	1-3	.333	85-162	.525	149	313	462	6.3	178	6	32	68	255	31	484	6.6