

MISSISSIPPI STATE BULLDOGS

Gregg Ellis, Media Relations Contact • 662.325.3595 (O) or 662.322.0145 (C)

gellis@athletics.msstate.edu • www.msstateathletics.com

P.O. Box 5308, Mississippi State, MS 39762



MISSISSIPPI STATE (5-2) VS. DEPAUL (5-2)

Thursday, Dec. 10, 2009 • 5:32 p.m. CT

St. Pete Times Forum (21,655)

TV: ESPN2

Announcers: Brad Nessler, Jimmy Dykes

Jeanine Edwards

Series Record: DePaul leads, 1-0

Last Meeting: DePaul, 62-60 (12-28-88, Sugar Bowl Classic in New Orleans)

XM Radio: 199

Officials: Tony Greene, Doug Shows, Mike Kitts



THURSDAY'S PROJECTED STARTING LINEUP

MISSISSIPPI STATE

3 G Dee Bost, So., 6-2, 170
2 G Ravern Johnson, Jr., 6-7, 175
22 G Barry Stewart, Sr., 6-3, 170
24 F Kodi Augustus, Jr., 6-8, 220
32 F Jarvis Varnado, Sr., 6-9, 230

Top Reserves: F Romero Osby,
G Phil Turner

DEPAUL

1 F Mike Stovall, Jr., 6-5, 200
3 F Devin Hill, So., 6-9, 200
11 G Jeremiah Kelly, So., 6-1, 170
25 F Eric Wallace, So., 6-6, 215
30 G Will Walker, Sr., 6-0, 190

Top Reserves: G Michael Bizoukas,
F Mario Stula

NO. 32 BECOMES MEMBER 31 OF ELITE CLUB

With 14 points against St. Bonaventure on Saturday afternoon, senior All-SEC forward **Jarvis Varnado** became the 31st player in Mississippi State history to score 1,000 for a career.

He reached the milestone with 6:55 left in the first half on a free throw. The Brownsville, Tenn., native has scored 1,008 points in his illustrious career and needs to total 34 more to tie Greg Lockhart (1986-89) for the 30th most. Jeff Malone (1980-83) is tops with 2,142.

Varnado joins teammate **Barry Stewart** in this elite club.

VARNADO'S COUNTDOWN TO HISTORY

Following his four-block performance against St. Bonaventure, **Jarvis Varnado** now has a nation-best 37 for the year and 431 for his career.

As a result, the Brownsville, Tenn., native is now just 104 shy of tying the NCAA mark of 535 held by former Louisiana-Monroe standout Wojciech Mydra (1998-2002).

Varnado, who has led the nation the past two years in this category, is currently 10th all-time, six behind Lorenzo Coleman (Tennessee Tech) for the 9th most.

To get the record by the end of the regular season, Varnado needs to average 4.3 blocks in the next 24 games.

NOW THAT'S SHARING THE BALL

Mississippi State dished out a season-high 25 assists against St. Bonaventure, surpassing the previous best of 15 the Bulldogs had against Rider in the season opener.

It was the most assist since totaling 25 against Loyola Marymount on Dec. 19, 2007. The single-game record of 34 came against Chicago St. on Dec. 4, 1975.

Sophomore **Dee Bost** paced MSU against the Bonnies with seven to give him 32 for the year and 188 for his career, the 32nd most in school history.

MSU BY THE NUMBER

52 — The Bulldogs' 52-point win (105-53) against St. Bonaventure tied the largest margin of victory under **Rick Stansbury**. MSU won by the same score against Arkansas-Pine Bluff on Nov. 17, 1998.

2009-10 MISSISSIPPI STATE SCHEDULE

Date	Opponent	Score/Time
N 13	Rider	L 88-74
N 19	Southeastern Louisiana	W 82-67
N 21	Bethune-Cookman	W 67-51
N 24	Texas-Pan American	W 75-50
N 27	@vs. Richmond (FCS)	L 63-62
N 28	@vs. Old Dominion	W 69-55
D 5	St. Bonaventure	W 105-53
D 10	# vs. DePaul (ESPN2)	5:30 p.m.
D 12	%vs. UCLA (Fox Sports)	3:30 p.m.
D 16	Wright State (ESPN2)	6 p.m.
D 19	at Houston (CSS)	1 p.m.
D 22	Centenary (at Jackson)	7 p.m.
D 28	Mississippi Valley State	7 p.m.
D 31	at San Diego	6 p.m.
J 4	at Western Kentucky (CSS)	8 p.m.
J 9	at Ole Miss (SEC Network)	12:30 p.m.
J 14	Arkansas (ESPNU)	6 p.m.
J 16	Georgia (ESPN or ESPN2)	2 p.m.
J 23	at Alabama (CBS)	11 a.m.
J 28	at Arkansas (ESPN or ESPN2)	8 p.m.
J 30	LSU (SEC Network)	12:30 p.m.
F 3	at Vanderbilt (SEC Network)	7 p.m.
F 6	at Florida (SEC Network)	12:30 p.m.
F 11	Ole Miss (ESPN or ESPN2)	8 p.m.
F 13	Auburn (FSN)	6 p.m.
F 16	Kentucky (ESPN)	8 p.m.
F 20	at LSU (SEC Network)	3 p.m.
F 24	Alabama (CSS)	8 p.m.
F 27	at South Carolina (ESPN)	5 p.m.
M 3	at Auburn (SEC Network)	7 p.m.
M 6	Tennessee (ESPN)	5 p.m.
M 11-14	SEC Tournament (Nashville)	TBA

@ - South Padre Island Invitational

- SEC/Big East Challenge (Tampa, FL)

% - John R. Wooden Classic (Anaheim, CA)

COACHING FACTS

MISSISSIPPI STATE

Coach: Rick Stansbury

Record at MSU: 236-130, 12th year

Overall Record: Same

DEPAUL

Coach: Jerry Wainwright

Record at DePaul: 57-74, 5th year

Career Record: 243-218, 16th season

Statistical Comparison

2009-10 Stats	MSU	DU
2009-10 Record	5-2	5-2
Conference Record	0-0	0-0
Scoring	76.3	58.6
Scoring Defense	61.0	56.6
Scoring Margin	+15.3	+2.0
Field Goal Pct.	46.2	40.3
Opp.FG Pct.	38.7	38.6
3-Point FG Pct.	41.8	29.5
Opp. 3-Point FG Pct.	37.6	30.8
Free Throw Pct.	71.4	53.7
Opp. FT Pct.	70.8	66.7
Rebounding Average	40.6	34.4
Opp. Rebounding Avg.	31.6	35.9
Rebound Margin	+9.0	-1.4
Assists	13.7	9.4
Turnovers	12.7	9.7
Turnover Margin	-1.6	+2.6
Steals	5.3	6.1
Blocked Shots	8.3	2.1

Statistical Leaders**Scoring**

MSU	PPG	DU	PPG
Varnado	14.4	Walker	17.3
Bost	13.4	Koshwal	15.0

Rebounding

MSU	RPG	DU	RPG
Varnado	9.7	Koshwal	13.0
Turner	6.0	Wallace	6.0

Assists

MSU	APG	DU	APG
Bost	4.6	Kelly	2.7
Stewart	3.0	Bizoukas	1.4

Blocks

MSU	BPG	DU	BPG
Varnado	5.3	Wallace	1.3
Augustus.....	0.8	Koshwal	1.0

Steals

MSU	SPG	DU	SPG
Turner	1.1	Kelly	1.6
Bost	1.1	Wallace	1.1

Field Goal Percentage (30 minimum)

MSU	FG%	DU	FG%
Varnado	67.3	Koshwal	54.3
Johnson.....	48.6	Walker	41.4

3-Point FG Percentage (30 minimum)

MSU	3FG%	DU	3FG%
Bost	52.5	Walker	34.19
Johnson.....	42.9	Kelly	30.0

Free Throw Percentage (15 minimum)

MSU	FT%	DU	FT%
Augustus.....	88.0	Kelly	68.4
Stewart	73.3	Walker	62.5

MSTATE 8-13 AGAINST BIG EAST FOES

Entering today's showdown against DePaul, the Bulldogs are 8-13 against the 16 teams that currently comprise the Big East Conference.

However, Mississippi State has only played against 10 of the teams. The six the Bulldogs have never faced are Georgetown, Marquette, Notre Dame, Providence, Seton Hall and St. John's.

MSU has played Cincinnati and Louisville the most. State is 2-2 against the Bearcats and 1-3 against the Cardinals.

The last Big East team Mississippi State has faced was Cincinnati last year in the SEC/Big East Challenge in Cincinnati, won by the Bearcats, 75-63.

MSU against the Big East Conference (MSU trails, 8-13)

Opponent	Record Against	Opponent	Record Against
Cincinnati	2-2	Rutgers	0-1
Connecticut	2-1	South Florida	2-0
DePaul	0-1	Syracuse	0-3
Louisville	1-3	Villanova	0-1
Pittsburgh	1-0	West Virginia	0-1

MSU ENJOYS MORE NON-CONFERENCE SUCCESS

Including last year's 10-6 ledger against non-conference foes coupled with this year's 5-2 mark, MSU has compiled a dominant 126-41 (.754) record against non-conference opponents during the **Rick Stansbury** era (since 1998-99), including a 118-32 (.787) regular-season.

MISSISSIPPI STATE'S RECORD WHEN . . .

During the **Rick Stansbury** era, the Bulldogs are: 187-27 when leading at halftime (5-0 this year); 166-32 (4-0) when shooting 45 percent or better from the field; 195-61 (5-0) when the opposition shoots less than 45 percent from the field; 189-69 (5-1) when out-rebounding or tying opponents; and 144-26 (4-1) when holding opponents to 65 points or less.

DECEMBER DOMINANCE UNDER STANSBURY

Including last year's 3-3 mark coupled with this year's 1-0 record, the Bulldogs are 65-15 (.813) in the month of December since **Rick Stansbury** was named head coach.

Dating back to the 1987-88 season when Richard Williams was overseeing the program, Mississippi State owns a composite ledger of 123-39 (.759) in December.

D-E-F-E-N-S-E GETTING THE JOB DONE FOR MSU

The Bulldogs have always prided themselves on defense and rebounding. This year is no different.

Currently, MSU is second in the SEC in points allowed (61.0), fourth in field goal percentage defense (.387), second in rebounding (40.6), first in defensive rebounds (29.3) and first in blocked shots (8.3)

BULLDOGS STRONG ON OFFENSIVE END, TOO

Mississippi State currently ranks sixth in the Southeastern Conference in scoring at 76.3 and is fourth in scoring margin at +15.3 following its 52-point win against St. Bonaventure

Helping that stat is the fact the Bulldogs have three players ranked in the league's Top 30 in scoring — Jarvis Varnado (15th), Dee Bost (23rd) and Ravern Johnson (27th).

Bost and Johnson also rank third and fourth, respectively, in 3-point accuracy at 52.5 and 42.9, while Bost's 3.0 made treys is tied for second most. Johnson's 2.7 average is fifth best in the SEC.

Nationally, Bost is 45 with 21 made 3-pointers, which is tied for 45 with 15 other players.

MISSISSIPPI STATE BY THE NUMBERS

GAME-BY-GAME SPECIALTY STATS (MSU First)

<u>Opponent</u>	<u>Bench</u>	<u>Paint</u>	<u>Off TO</u>	<u>2nd Chance</u>	<u>Fast Break</u>
Rider	12/13	30/36	3/20	8/13	4/8
SE Louisiana	12/22	30/28	16/10	17/4	4/2
Bethune-Cookman	18/26	32/22	19/17	11/2	4/2
UT-Pan Am	22/20	36/20	9/9	14/8	2/4
Richmond	8/7	21/22	10/14	22/4	0/2
Old Dominion	3/9	16/28	16/10	12/11	2/4

St. Bonaventure	26/30	34/34	17/10	10/7	2/2
DePaul					
UCLA					
Wright State					
Houston					
Centenary					

MVSU					
San Diego					
Western Kentucky					
Ole Miss					
Arkansas					
Georgia					

Alabama					
Arkansas					
LSU					
Vanderbilt					
Florida					
Ole Miss					

Auburn					
Kentucky					
LSU					
Alabama					
South Carolina					
Auburn					
Tennessee					

SEC Tournament					
NCAA Tournament					

GAME-BY-GAME LEAD/DEFICIT

<u>Opponent</u>	<u>Largest Lead</u>	<u>Largest Deficit</u>	<u>Final Score</u>
Rider	11-2, 11:57 (1st)	82-69, 1:54 (2nd)	L, 88-74
SE Louisiana	79-61, 1:19 (2nd)	Never trailed	W, 82-67
Bethune-Cookman	67-45, 1:29 (2nd)	16-15, 8:37 (1st)	W, 67-51
UT-Pan Am	75-50, 0:21 (2nd)	Never trailed	W, 75-50
Richmond	62-57, 2:07 (2nd)	18-4, 11:52 (1st)	L, 63-62
Old Dominion	69-55, 0:12 (2nd)	4-0, 17:13 (1st)	W, 69-55

St. Bonaventure	105-50, 2:20 (2nd)	Never Trailed	W, 105-53
DePaul			
UCLA			
Wright State			
Houston			
Centenary			

MVSU			
San Diego			
Western Kentucky			
Ole Miss			
Arkansas			
Georgia			

Alabama			
Arkansas			
LSU			
Vanderbilt			
Florida			
Ole Miss			

Auburn			
Kentucky			
LSU			
Alabama			
South Carolina			
Auburn			
Tennessee			

SEC Tournament			
NCAA Tournament			

2009-10 Bulldog Bites

AS THE MEN DO, SO DO THE WOMEN

●While the Mississippi State men led the SEC and was second in the nation in blocked shots (7.5) per outing last year, the Lady Bulldogs (6.2) finished tops in the SEC and fifth nationally. Jarvis Varnado leads the nation with 165 and Lady Bulldog standout Chanel Mokango was ninth with 97. MSU was the only BCS school where the men and the women led their conference in blocked shots.

MAKING THE 3S OFF THE COURT

●In the spring, MSU not only excelled on the court, it put up impressive numbers in the classroom, too. The 16 players on the roster posted an overall GPA of 2.68, the second-highest average in two years. Seven players finished with a GPA of 3.0 or better, while two had a 4.0.

OVERCOMING MAJOR DEFICITS

●Three times last year, MSU has rallied from double-digit deficits – Arkansas (15) and South Carolina twice (10 both times) . The most a Rick Stansbury-coached team has battled back from is 20 (Kentucky, 1-5-02).

ALL-TIME WINNINGEST SEC COACHES

1. Adolph Rupp, UK	875
2. Dale Brown, LSU	448
T3. C.M Newton, Bama/Vandy.....	340
T3. Harry Rabenhorst, LSU	340
4. Billy Donovan, UF	318
T5. Tubby Smith, UG/UK	308
17. Rick Stansbury, MSU.....	236
20. Mark Gottfried, Bama.....	212
26. Kevin Stallings, Vandy	193
T29. Babe McCarthy, MSU	169
T29. Emmett Lowery, UT	160
31. Bonnie Graham, UM	144

ALL-TIME SEC DIVISIONAL TITLES

1. Tubby Smith, UK.....	7
T2. Rick Stansbury, MSU.....	4
T2. Billy Donovan, UF.....	4
T2. Nolan Richardson, AR	4
T2. Rick Pitino, UK.....	4

MISSISSIPPI STATE BY THE NUMBERS

MSU'S 2008-09 RECORD WHEN . . .

Leads at Halftime	5-0
Trails at Halftime	0-2
Is Tied at Halftime	0-0
Shoots 45% or better from the field	4-0
Shoots less than 45% from the field	1-2
Opp. shoots less than 45% from the field	5-0
Opp. shoots 45% or better from the field	0-2
Outrebounds (or ties) the opponent	5-1
Outrebounded by the opponent	0-1
Fewer (or ties) TOs than opponent	2-1
More TOs than opponent	3-1
Holds opponents to 65 points or less	4-1
In games decided by 10 points or less	0-1

MSU'S 2008-09 RECORD IN . . .

All Games	5-2
Home Games	4-1
Road Games	0-0
Neutral-sites	1-1
Non-SEC Games	5-2
Non-SEC Home Games	4-1
Non-SEC Road Games	0-0
Non-SEC Neutral-site Games	1-1
SEC Games	0-0
SEC Home Games	0-0
SEC Road Games	0-0
SEC Tournament	0-0
Games vs. SEC Western Division	0-0
Games vs. SEC Eastern Division	0-0
November Games	4-2
December Games	1-0
January Games	0-0
February Games	0-0
March Games	0-0
Monday Games	0-0
Tuesday Games	1-0
Wednesday Games	0-0
Thursday Games	1-0
Friday Games	0-2
Saturday Games	3-0
Sunday Games	0-0
Overtime Games	0-0
Television Games	0-1
Games vs. Ranked Opponents	0-0

MISC. 2008-09 TEAM STATS

Largest Lead Surrendered in Loss:

9, vs. Rider (11-13-09)

Largest Deficit Overcome in Win:

4, vs. Old Dominion (11-28-09)

Largest Lead at Anytime:

55, vs. St. Bonaventure (12-5-09)

Largest Deficit Anytime:

14, vs. Rider (11-13-09) & Richmond (11-27-09)

MISCELLANEOUS MSU INDIVIDUAL STATISTICS

Games Scoring in Double Figures:	Johnson 6, Varnado 6, Bost 6, Stewart 6, Augustus 3, Turner
Games Scoring 20-plus Points:	Varnado 2, Bost
Games Rebounding in Double Figures:	Varnado 3, Turner
Games With Double Figures in Assists:	
Games With Double-Doubles:	Varnado 3, Turner
Games As Team's High Scorer (or co-leader):	Varnado 3, Bost 3, Johnson 3, Stewart
Games As Team's High Rebounder (or co-leader):	Varnado 4, Turner 2, Augustus, Bost
Games As Team's Leader in Assists (or co-leader):	Bost 6, Stewart 2
Games As Team's Leader in Steals (or co-leader):	Turner 3, Varnado 2, Bost 2, Johnson, Benock, Augustus
Games As Team's Leader in Turnovers (or co-leader):	Bost 2, Varnado, Turner, Johnson, Stewart, Benock, Osby

MSU'S RECORD BY STARTING LINEUP

Bost, Stewart, Johnson, Varnado, Augustus	2-2
Bost, Stewart, Johnson, Varnado, Turner	3-0

GAME-BY-GAME STARTERS

Opponent	Date	Guard	Guard	Guard	Forward	Forward	Record
Rider	11/13/09	Bost	Stewart	Johnson	Augustus	Varnado	0-1
SE Louisiana	11/19/09	Bost	Stewart	Johnson	Turner	Varnado	1-1
Bethune-Cookman	11/21/09	Bost	Stewart	Johnson	Turner	Varnado	2-1
UT-Pan Am	11/24/09	Bost	Stewart	Johnson	Turner	Varnado	3-1
Richmond	11/27/09	Bost	Stewart	Johnson	Augustus	Varnado	3-2
Old Dominion	11/28/09	Bost	Stewart	Johnson	Augustus	Varnado	4-2
St. Bonaventure	12/05/09	Bost	Stewart	Johnson	Augustus	Varnado	5-2
DePaul	12/10/10						
UCLA	12/12/09						
Wright State	12/16/09						
Houston	12/19/09						
Centenary	12/22/09						
MVSU	12/28/09						
San Diego	12/31/09						
Western Kentucky	1/04/10						
Ole Miss	1/09/10						
Arkansas	1/14/10						
Georgia	1/16/10						
Alabama	1/23/10						
Arkansas	1/28/10						
LSU	1/30/10						
Vanderbilt	2/03/10						
Florida	2/06/10						
Ole Miss	2/11/10						
Auburn	2/13/10						
Kentucky	2/16/10						
LSU	2/20/10						
Alabama	2/24/10						
South Carolina	2/27/10						
Auburn	3/03/10						
Tennessee	3/06/10						
SEC Tournament							
NCAA Tournament							

Win-Loss Differential

Diff.	1	2	3	4	5	6	7	8	9	10	11	12	13	14	15	16	17	18	19	20	21	22	23	24	25+
Won														1	1	1									2
Lost	1													1											

National Polls

(Dec. 7, 2009)

Associated Press

1. Kansas
2. Texas
3. Villanova
4. Kentucky
5. Purdue
6. West Virginia
7. Syracuse
8. Duke
9. Tennessee
10. Florida
11. North Carolina
12. Michigan State
13. Ohio State
14. Connecticut
15. Georgetown
16. Texas A&M
17. Washington
18. UNLV
19. Cincinnati
20. Wisconsin
21. Gonzaga
22. Butler
23. Texas Tech
24. Georgia Tech
25. Ole Miss

USA Today/ESPN

1. Kansas
2. Texas
3. Villanova
4. Kentucky
5. Purdue
6. Syracuse
7. West Virginia
7. Duke
9. Tennessee
10. North Carolina
11. Florida
12. Connecticut
13. Georgetown
14. Michigan State
15. Ohio State
16. Washington
17. UNLV
18. Texas A&M
19. Cincinnati
20. Butler
21. Georgia Tech
22. Gonzaga
23. Wisconsin
24. Vanderbilt
25. Clemson

2009-10 MISSISSIPPI STATE ROSTER

No.	Name	Pos.	Ht.	Wt.	Yr.	Exp.	Hometown (Prev School)
1	Renardo Sidney	F	6-10	270	Fr.	HS	Jackson, MS (Fairfax [CA])
2	Ravern Johnson	G	6-7	175	Jr.	2L	Lyon, MS (Coahoma County HS)
3	Dee Bost	G	6-2	170	So.	1L	Concord, NC (Hargrave Military Academy)
4	Twany Beckham*	G	6-5	190	So.	1L	Louisville, KY (New Hampton [NH] School)
5	Romero Osby	F	6-8	230	So.	1L	Meridian, MS (Northeast Lauderdale HS)
10	Shaun Smith	G	6-6	195	Fr.	HS	Brooksville, MS (Noxubee County HS)
12	Charles Parker	G	5-10	154	Fr.	HS	McKinney, TX (McKinney HS)
15	Riley Benock	G	6-4	180	Jr.	2L	Battletown, KY (Meade County HS)
20	Taylor Luczak	F	6-8	220	So.	1L	Glens Falls, NY (Glen Falls HS)
21	Baxter Price	G	5-9	145	Fr.	HS	Brandon, MS (Northwest Rankin HS)
22	Barry Stewart	G	6-3	170	Sr.	3L	Shelbyville, TN (Shelbyville Central HS)
24	Kodi Augustus	F	6-8	220	Jr.	2L	Baton Rouge, LA (Maine Central Institute)
25	Phil Turner	G	6-3	170	Jr.	2L	Grenada, MS (Grenada HS)
30	Wendell Lewis	C	6-8	240	Fr.	HS	Selma, AL (Selma HS)
32	Jarvis Varnado	F	6-9	230	Sr.	3L	Brownsville, TN (Haywood HS)
33	Brandon Bolen*	G	6-3	195	Jr.	2L	Madison, MS (Madison-Ridgeland Academy)
45	Elgin Bailey	F	6-8	265	Jr.	2L	New Orleans, LA (Belaire HS)
50	John Riek	F	7-1	242	Fr.	HS	Khartoum, Sudan (IMG Academy [FL])

* Is redshirted this year.

COACHING STAFF**Head Coach:** Rick Stansbury**Assistant Coach:** Robert Kirby**Assistant Coach:** Phil Cunningham**Assistant Coach:** Marcus Grant**Director of Operations:** Talvis Franklin**COACHING STAFF****Athletic Trainer:** Scott Johnson**Strength & Conditioning:** Richard Akins**Basketball Media Relations Director:** Gregg Ellis**PRONUNCIATION GUIDE****Kodi Augustus:** CO-dee**Twany Beckham:** TWAH-nee**Riley Benock:** BEE-knock**Ravern Johnson:** RAY-vern**Wendell Lewis:** WIN-dell**Taylor Luczak:** LOU-sack**Romero Osby:** Ro-mare-oh OZ-bee**John Riek:** REEK**Jarvis Varnado:** Vur-NAR-doe**AN INSIDE LOOK AT THE 2009-10 BULLDOGS****SQUAD BREAKDOWN****BY CLASS****Seniors (2):**

Barry Stewart, Jarvis Varnado

Juniors (6)Kodi Augustus, Elgin Bailey,
Riley Benock, Brandon Bolen,
Ravern Johnson, Phil Turner**Sophomores (4)**Twany Beckham, Dee Bost,
Taylor Luczak, Romero Osby**Freshman (6)**Wendell Lewis, Charles Parker,
Baxter Price, John Riek,
Renardo Sidney, Shaun Smith**BIRTHDAYS**Barry Stewart (Feb. 4, 1988)
Jarvis Varnado (March 1, 1988)
Brandon Bolen (March 21, 1988)

Romero Osby (May 7, 1990)

Riley Benock (June 7, 1989)

Charles Parker (June 30, 1990)

Ravern Johnson (July 21, 1988)

Wendell Lewis (Sept. 21, 1989)

Dee Bost (Oct. 12, 1989)

Taylor Luczak (Oct. 15, 1988)

Elgin Bailey (Oct. 20, 1987)

Phil Turner (Oct. 27, 1987)

John Riek (Nov. 1, 1989)

Kodi Augustus (Nov. 2, 1987)

Baxter Price (Nov. 4, 1990)

Twany Beckham (Nov. 14, 1988)

Shaun Smith (Nov. 19, 1990)

Renardo Sidney (Dec. 6, 1989)

Rick Stansbury (Dec. 23, 1959)

SQUAD BREAKDOWN BY STATE**Mississippi (7)**

Brandon Bolen, Ravern Johnson,

Romero Osby, Baxter Price,
Renardo Sidney, Shaun Smith
Phil Turner**Tennessee (2)**

Barry Stewart, Jarvis Varnado

Kentucky (2)

Twany Beckham, Riley Benock

Louisiana (2)

Kodi Augustus, Elgin Bailey

Alabama (1)

Wendell Lewis

North Carolina (1)

Dee Bost

New York (1)

Taylor Luczak

Texas (1)

Charles Parker

GENERAL INFORMATION

Location: _____ Starkville, Mississippi
 Founded: _____ February 28, 1878
 Enrollment: _____ 18,601
 Conference: _____ SEC (Western Division)
 Nickname: _____ Bulldogs
 Colors: _____ Maroon (PMS 202) & White
 Arena: _____ Humphrey Coliseum (10,500)
 President: _____ Dr. Mark E. Keenum
 Director of Athletics: _____ Greg Byrne
 Faculty Representative: _____ Dr. Steven C. Turner

BASKETBALL HISTORY

First Year of Basketball: _____ 1908-09
 Number of Seasons: _____ 98th
 All-Time Record: _____ 1,252-1,046
 All-Time SEC Record: _____ 525-675
 Total Number of Head Coaches: _____ 18
 Humphrey Coliseum Record: _____ 345-132
 20-Win Seasons: _____ 14
 NCAA Tournament Appearances: _____ 10
 NCAA Tournament Record: _____ 11-10
 NCAA Tournament Final Fours: _____ 1
 (1996, lost to Syracuse 77-69 in semis)
 NIT Appearances: _____ 6
 NIT Record: _____ 6-6
 NIT Final Fours: _____ 1
 (2007, lost 63-62 to West Virginia in semis)
 SEC Championships: _____ 6
 (2004, 1991, 1963, 1962, 1961, 1959)
 SEC Tournament Championships: _____ 3
 (2009, 2002 and 1996)
 SEC Tournament Record: _____ 25-46
 SEC Western Division Titles: _____ 6
 (2008, 2007, 2004, 2003, 1996, 1995)

BASKETBALL STAFF

Head Coach: _____ Rick Stansbury
 Alma Mater, Year: _____ Campbellsville, 1982
 Record at MSU/Years: _____ 236-130/12
 Career Record/Years: _____ 236-130/12
 Phone: _____ 662-325-3800
 Assistant Coach: _____ Robert Kirby
 Assistant Coach: _____ Phil Cunningham
 Assistant Coach: _____ Marcus Grant
 Director of Operations: _____ Talvis Franklin
 Video Coordinator: _____ Bennie Ashford
 Strength Coach: _____ Richard Akins
 Athletic Trainer: _____ Scotty Johnson
 Administrative Asst.: _____ Suzanne Cook
 Media Relations Contact: _____ Gregg Ellis
 Office Phone: _____ 662-325-3595
 Cell Phone: _____ 662-322-0145
 Fax: _____ 662-325-3654
 Email: _____ gellis@athletics.msstate.edu

TEAM INFORMATION

2008-09 Overall Record _____ 23-13
 2008-09 SEC Record _____ 9-7
 SEC Finish: _____ 3rd (Western Division)
 National Ranking: _____ n/a
 Starters Returning/Lost: _____ 5/0
 Letterwinners Returning/Lost: _____ 12/4
 Newcomers: _____ 6
 Roster (Sr./Jr./So./Fr.): _____ (2/6/4/6)

MSU KNOWS HOW TO WIN GAMES AT 'THE HUMP'

Over the course of the last decade, Mississippi State's Humphrey Coliseum has become a difficult venue for opposing teams. Since the 2006-07 season, the Bulldogs have posted a 43-12 mark for an .782 winning percentage. With a 13-5 mark last year, the Bulldogs have reached twin-digit home wins during each of coach Rick Stansbury's first 11 seasons at the MSU helm.

Mississippi State is now 139-34 (.803) overall at Humphrey Coliseum under Stansbury's direction, including a 65-23 (.739) SEC mark and a 74-11 (.871) record against non-conference opponents.

The Bulldogs have compiled a 35-season composite record of 345-132 (.723) at "The Hump" since Mississippi State's basketball facility opened prior to the 1975-76 campaign.

TRACKING MSU' HOME SUCCESS UNDER RICK STANSBURY

Season	Overall		SEC		Non-SEC	
	Record	Win %	Record	Win %	Record	Win %
1998-99	12-2	.857	6-2	.750	6-0	1.000
1999-00	10-4	.714	4-4	.500	6-0	1.000
2000-01	13-4	.765	6-2	.750	7-2	.778
2001-02	13-1	.929	7-1	.875	6-0	1.000
2002-03	12-2	.857	7-1	.875	5-1	.833
2003-04	12-2	.857	6-2	.750	6-0	1.000
2004-05	11-2	.846	6-2	.750	5-0	1.000
2005-06	11-5	.688	5-3	.625	6-2	.750
2006-07	16-3	.842	6-2	.750	10-1	.909
2007-08	12-3	.800	7-1	.875	5-2	.714
2008-09	13-5	.722	5-3	.667	8-2	.750
2009-10	4-1	.800	--	---	4-1	.800
11-Year Totals	139-34	.803	65-23	.739	74-11	.871

STANSBURY TEAMS IN THESEC TOURNAMENT

SEC TOURNAMENT FINAL APPEARANCES SINCE 1998-99

Kentucky	5
Arkansas	4
Florida	4
MISSISSIPPI STATE	3
Alabama	1
Arkansas	1
Auburn	1
Georgia	1
Ole Miss	1
Tennessee	1

SEC TOURNAMENT SEMIFINAL APPEARANCES SINCE 1998-99

MISSISSIPPI STATE	6
Kentucky	6
LSU	6
Arkansas	5
Florida	5
Auburn	4
South Carolina	4
Alabama	2
Ole Miss	2
Tennessee	2
Vanderbilt	1
Georgia	1

TOP SEC TOURNAMENT RECORDS SINCE 1998-99

Kentucky	18-7
Florida	16-8
MISSISSIPPI STATE	14-9
Arkansas	13-10
South Carolina	11-11
LSU	10-11
Alabama	8-11
Georgia	6-9
Auburn	6-11
Vanderbilt	6-11
Tennessee	6-11
Ole Miss	6-11

THE LAST TIME . . .

THE LAST TIME AN MSU PLAYER ...

Scored 30 or more points in a game:

31, Jarvis Varnado vs. LSU (2-11-09)

Scored 34 or more points in a game:

34, Charles Rhodes vs. Oregon (3-21-08)

Scored 35 or more points in a game:

36, Jeff Malone at Ole Miss (2-19-83)

Scored 37 or more points in a game:

39, Jeff Malone vs. Alabama (1-31-83)

Scored 40 or more points in a game:

40, Rickey Brown vs. Auburn (3-7-77)

Scored 20+ points in back-to-back games:

Jarvis Varnado (22 vs. Rider 11-13-09 and 20 vs. Southeastern Louisiana on 11-19-09).

Scored 20+ points in three-consecutive games:

Jarvis Varnado (21 vs. South Alabama; 23 vs. Cincinnati; 24 vs. Nicholls, 2008-09)

Scored 20+ points in five-consecutive games:

Jeff Malone, 1982-83 (11 consecutive)

Scored 30+ points in back-to-back games:

Jeff Malone (36 at Ole Miss & 30 vs. Georgia, 1982-83)

Scored 30+ points in three-consecutive games:

Jeff Malone (33 at LSU; 36 at Ole Miss & 30 vs. Georgia, 1982-83)

Made 10 or more field goals in a game:

10, Jarvis Varnado vs. LSU (2-11-09)

Made 11 or more field goals in a game:

11, Charles Rhodes vs. Auburn (2-27-08)

Made 12 or more field goals in a game:

12, Charles Rhodes vs. Ole Miss (1-26-08)

Made 13 or more field goals in a game:

13, Horatio Webster vs. SW Missouri St. (11-23-97)

Made 14 or more field goals in a game:

14, Cameron Burns at Georgia (1-17-90)

Made 15 or more field goals in a game:

16, Raymond Brown vs. Florida (3-2-85)

Attempted 20 or more field goals in a game:

20, Dietric Slater at Georgia (2-24-07)

Attempted 21 or more field goals in a game:

22, Timmy Bowers at Alabama (3-6-04)

Attempted 23 or more field goals in a game:

24, Horatio Webster vs. UT Martin (12-20-97)

Attempted 25 or more field goals in a game:

25, Chuck Evans at Alabama (3-6-93)

Attempted 26 or more field goals in a game:

26, Tony Watts at Ole Miss (2-22-92)

Attempted 27 or more field goals in a game:

28, Jeff Malone vs. Vanderbilt (1-8-83)

Made six or more 3-pointers in a game:

6, Dee Bost vs. Old Dominion (11-28-09)

Made seven or more 3-pointers in a game:

7, Reginald Delk at Arkansas (3-1-06)

Made eight or more 3-pointers in a game:

8, Winsome Frazier vs. UMKC (11-23-04)

Attempted 11 or more 3-pointers in a game:

11, Barry Stewart at Alabama (2-21-09)

Attempted 12 or more 3-pointers in a game:

12, Jamall Edmonson vs. Kentucky (2-1-06)

Attempted 13 or more 3-pointers in a game:

15, Winsome Frazier vs. UMKC (11-23-04)

Attempted 16 or more 3-pointers in a game:

17, Darryl Wilson vs. Alabama (3-4-95)

Made 14 or more free throws in a game:

14, Charles Rhodes vs. Oregon (3-21-08)

Made 15 or more free throws in a game:

18, Rich Knarr vs. Auburn (2-19-73)

Attempted 18 or more free throws in a game:

18, Charles Rhodes vs. Oregon (3-21-08)

Attempted 19 or more free throws in a game:

19, Carl Nichols vs. SE La. (12-1-88)

Had 16 or more rebounds in a game:

16, Jarvis Varnado vs. F. Dickinson (11-22-08)

Had 17 or more rebounds in a game:

17, Jarvis Varnado at LSU (1-9-08)

Had 18 or more rebounds in a game:

21, Wesley Morgan vs. SE La. (11-28-05)

Had 22 or more rebounds in a game:

23, Rickey Brown vs. Vanderbilt (12-6-79)

Had 24 or more rebounds in a game:

24, Wiley Peck vs. Alabama (1-27-79)

Had 10 or more offensive rebounds in a game:

10, Wesley Morgan vs. SE La. (11-28-05)

Had 10 or more defensive rebounds in a game:

11, Jarvis Varnado vs. Texas-PA (11-24-09)

Had 12 or more defensive rebounds in a game:

12, Jarvis Varnado vs. Rider (11-13-09)

Had 10 or more assists in a game:

10, Dee Bost vs. Alabama (1-14-09)

Had 11 or more assists in a game:

14, Gary Ervin vs. Florida A&M (12-20-04)

Had 15 or more assists in a game:

16, Chuck Evans at UMKC (2-23-93)

Had 10 or more turnovers in a game:

10, Charles Rhodes vs. Nicholls (11-11-06)

Had five or more blocks in a game:

5, Jarvis Varnado vs. Old Dominion (11-28-09)

Had seven or more blocks in a game:

7, Jarvis Varnado vs. Rider (11-13-09)

Had eight or more blocks in a game:

8, Jarvis Varnado vs. Texas-PA (11-24-09)

Had nine or more blocks in a game:

9, Jarvis Varnado vs. La. Monroe (11-17-08)

Had 10 or more blocks in a game:

10, Jarvis Varnado vs. Kentucky (1-15-08)

Had 10+ blocks in two consecutive games:

Jarvis Varnado (10 vs. Georgia & 10 vs. Kentucky, 2007-08)

Had five or more steals in a game:

5, Barry Stewart vs. Alabama (3-14-08)

Had six or more steals in a game:

6, Phil Turner vs. South Carolina (2-18-09)

LAST TIME AN MSU TEAM...

Scored 100 or more points:

105 vs. St. Bonaventure (12-05-08)

Scored 100 or more points in an SEC game:

105 vs. Auburn (3-2-04)

Allowed 100 or more points:

115 at Arkansas (2-20-93)

Was held to 52 points or less:

52 vs. Washington St. (11-28-08)

Was held to 51 points or less:

49 vs. Southern Illinois (11-23-07)

Was held to 48 points or less:

36 vs. George Washington (12-8-96)

Held opponent to 60 points or less:

60 vs. Georgia SECT (3-12-09)

Held opponent to 57 points or less:

57 vs. LSU SECT (3-14-09)

Held opponent to 55 points or less:

53 vs. St. Bonaventure (12-05-09)

Held opponent to 50 points or less:

50 vs. Texas-Pan American (11-24-09)

Held opponent to 48 points or less:

39 at LSU (1-9-08)

Shot 50 percent or better from the field:

.526 [30-57] vs. Texas-Pan Am (11-24-09)

Shot 55 percent or better from the field:

.59.7 [37-62] vs. St. Bonaventure (12-05-09)

Shot 60 percent or better from the field:

.600 [33-55] vs. Auburn (2-27-08)

Shot 65 percent or better from the field:

.660 [35-53] vs. Western Kentucky (1-5-09)

Was held to less than 35 percent from the field:

.333 [18-54] vs. Richmond (11-27-09)

Was held to less than 32 percent from the field:

.312 [24-77] vs. LSU (2-11-09)

Held opp. to 35 percent or less from the field:

.333 [23-69] vs. St. Bonaventure (12-05-09)

Held opp. to 30 percent or less from the field:

.292 [19-65] vs. Texas-Pan Am (11-24-09)

Opponent shot 50 percent or better:

.500 (22 of 44) vs. Richmond (11-27-09)

Made 35 or more field goals:

37 vs. St. Bonaventure (12-5-09)

Made 40 or more field goals:

40 vs. Auburn (3-2-04)

Attempted 70 or more shots from the field:

72 at Auburn (2-14-09)

Attempted 80 or more shots from the field:

80 at Alabama (2-21-09)

Attempted 40 or fewer shots from the field:

39 vs. Vanderbilt (2-12-05)

Made 10 or more 3-pointers:

10 vs. Southeastern Louisiana (11-19-09)

Made 12 or more 3-pointers:

12 at Alabama (2-21-09)

Made 13 or more 3-pointers:

14 vs. Kentucky (2-3-09)

Made 16 or more 3-pointers:

16 vs. St. Bonaventure (12-05-09)

Did not make a 3-pointer:

[0-11] at Alabama (1-18-05)

Made just one 3-pointer:

vs. Southeastern Louisiana (11-28-05)

Made just two 3-pointers:

at Vanderbilt (1-21-06)

Attempted only 10 3-pointers:

10 vs. Alabama State (12-6-08)

Attempted six 3-pointers or less:

6 at Ole Miss (1-29-03)

Attempted 25 or more 3-pointers:

25 vs. Richmond (11-27-09)

Attempted 26 or more 3-pointers:

26 vs. South Carolina (2-18-09)

Attempted 27 or more 3-pointers:

28 vs. St. Bonaventure (12-05-09)

Attempted 35 or more 3-pointers:

39 at Alabama (2-21-09)

Made 30 or more free throws:

30 vs. Arkansas (1-15-05)

Made 40 or more free throws:

41 vs. LSU (2-11-09)

Made fewer than five free throws:

4 at Alabama (1-19-08)

Made fewer than four free throws:

1 at Kentucky (1-13-07)

Attempted 35 or more free throws:

35 vs. LSU SECT (3-15-09)

Attempted 40 or more free throws:

41 vs. Charlotte (11-29-06)

THE LAST TIME (CONTINUED) . . .

Made 50 or more free throws:

52 vs. LSU (2-11-09)

Attempted fewer than 10 free throws:

9 vs. Southern Illinois (11-23-07)

Had 50 or more rebounds:

50 vs. South Carolina SECT (3-13-09)

Had 55 or more rebounds:

58 vs. Troy (12-10-05)

Had 59 or more rebounds:

59 vs. Jacksonville St. (12-22-04)

Had 21 or more assists:

22 vs. Auburn (2-27-08)

Had 25 or more assists:

25 vs. St. Bonaventure (12-05-09)

Had 20 or more turnovers:

20 vs. Washington St. (11-28-08)

Had 21 or more turnovers:

24 vs. St. Bonaventure (11-25-08)

Had 25 or more turnovers:

25 vs. UT Martin (11-17-07)

Had 26 or more turnovers:

31 at Kentucky (1-7-97)

Had fewer than 10 turnovers:

6 vs. LSU SECT (3-14-09)

Had fewer than five turnovers:

4 vs. La. Tech (11-10-07)

Had 10 or more blocked shots:

10 vs. St. Bonaventure (12-05-09)

Had 11 or more blocked shots:

11 at Alabama (2-21-09)

Had 12 or more blocked shots:

14 vs. Texas-Pan American (11-24-09)

Had 16 or more blocked shots:

16 vs. Georgia (1-12-08)

Had 10 or more steals:

10 at Alabama (2-21-09)

Had 13 or more steals:

13 at Georgia (1-24-09)

Had 20 or more steals:

20 vs. Nicholls State (11-17-01)

Had 1 steal or less:

0 vs. Richmond (11-27-09)

BRYANT BECOMES FIRST MSU SIGNEE OF 2009-10 SIGNING CLASS

Mississippi State men's basketball coach Rick Stansbury has announced his first signee of the 2009-10 class, standout guard Brian Bryant.

The 6-foot-3, 165-pound Albany, Ga., native is currently a sophomore at Northwest Florida State College, where he has guided his team to a 5-0 start and is averaging 20 points, 7.6 rebounds and 5.4 assists, while shooting 41 percent from 3-point territory.

Last year as a freshman, he was limited due to a hand injury.

Prior to enrolling at Northwest Florida, previously known as Okaloosa Walton, Bryant prepped four years at Dougherty High School, where he led his team to two regional titles and four playoff appearances.

As a senior, he averaged 29.6 points, 9.3 rebounds, 3.6 steals and 3.6 assists en route to garnering team MVP honors and earning Albany

Herald Play of the Year honors for the second-straight season.

He was also selected to play in the Georgia North-South All-Star Game.

"He is the complete package of talent, athleticism, character and work ethic," 13th-year Raiders coach Bruce Stewart said. "He is a winner."

Bryant chose MSU over Auburn and Southern Miss.

Bryant is the fifth NWF State College men's player to head to the SEC in the last three seasons, following in the footsteps of Auburn's Tay Waller and Johnnie Lett, Alabama's Charvez Davis and South Carolina's Johnndre Jefferson.

He's also the second player MSU signed from Northwest Florida, as he joins forward Branden Vincent, who played for the Bulldogs from 2003-04.

MISSISSIPPI STATE QUICK HITS

- ✓ Against St. Bonaventure on Saturday, Mississippi State dished out 25 assists, the most since totaling the same against Loyola-Marymount on 12-19-07..
- ✓ The Bulldogs are aiming for their second-consecutive 6-2 start and for the eighth time in the last nine years.
- ✓ Currently, **Jarvis Varnado** is 10th all-time in the NCAA record books in regards to blocked shots. Listed below are the players that are ahead of him.

<u>Player</u>	<u>School</u>	<u>Blocks</u>
1. Wojciech Mydra	Louisiana-Monroe	535
2. Adonal Foyle	Colgate	492
3. Tim Duncan	Wake Forest	481
4. Alonzo Mourning	Georgetown	453
5. Tarvis Williams	Hampton	452
6. Ken Johnson	Ohio State	444
7. Deng Gai	Fairfield	442
8. Emeka Okafor	Connecticut	441
9. Lorenzo Coleman	Tennessee Tech	437
10. Jarvis Varnado	Mississippi State	431
11. Calvin Booth	Penn State	428



DID YOU KNOW . . .

Both of the Bulldogs' losses have come on Friday this year. Last season, MSU was 1-1 on Friday.

ALL-SEC & ALL-AMERICAN CANDIDATE

Jarvis Varnado



F • 6-9 • 230 • 3L
Brownsville, TN

- ✓ Tabbed reseason All-SEC.
- ✓ John R. Wooden Award finalist.
- ✓ Naismith Award finalist.
- ✓ Two-time defending SEC Defensive Player of the Year.
- ✓ Winner of 2009 Cellular South Howell Trophy.
- ✓ Is MSU's and the SEC's all-time leading shot blocker with 431.
- ✓ Led the nation in blocked shots the past two seasons and is tops now with 37.
- ✓ Is 104 blocks shy of the NCAA career record set by Wojciech Mydra.
- ✓ Became the 31st MSU player to score 1,000 points for a career against St. Bonaventure.
- ✓ His 795 rebounds rank 7th all-time.
- ✓ Leads MSU in scoring (14.4) and rebounding (9.7), which are 15th and 3rd in SEC, respectively.

Season Highs

- **Points:** 22, Rider (11-13-09)
- **FGM:** 8, Rider (11-13-09)
- **FGA:** 11, Bethune (11-21-09)
- **FTM:** 8, SE Louisiana (11-19-09)
- **FTA:** 10, SE Louisiana (11-19-09)
- **Rebs:** 15, Texas-Pan Am (11-24-09)
- **Blocks:** 8, SE Louisiana (11-19-09)
- **Steals:** 3, SELA (11-19-09) & SBU (12-5-09)
- **Minutes:** 36, Rider (11-13-09)
- **Double-Doubles:** 3

Career Highs

- **Points:** 31, LSU (2-11-09)
- **FGM:** 10, 3 times (last: LSU, 2-11-09)
- **FGA:** 18, LSU (1-21-09)
- **FTM:** 11, LSU (1-21-09)
- **FTA:** 13, LSU (1-21-09)
- **Rebs:** 17, LSU (1-21-09)
- **Blocks:** 10, 3 times (last: Kentucky, 1-15-08)
- **Steals:** 4, Georgia (1-24-09)
- **Minutes:** 40, Alabama (3-14-08)
- **Double-Doubles:** 18

Jarvis' Team-By-Team Blocks


<u>Team</u>	<u>No.</u>	<u>Team</u>	<u>No.</u>	<u>Team</u>	<u>No.</u>
Alabama	16	Loyola Marymount	10	Oregon	4
Alabama State	12	LSU	27	Richmond	1
Arkansas	24	McNeese State	4	Rider	7
Auburn	18	Miami	11	St. Bonaventure	10
Bradley	3	Miami (OH)	5	San Diego	6
Bethune-Cookman	4	Memphis	5	South Alabama	15
Centenary	7	Mississippi Valley State	1	South Carolina	15
Charlotte	4	Missouri	5	Southeastern Louisiana	12
Cincinnati	4	Murray State	3	Southern Illinois	2
Clemson	6	New Orleans	7	Tennessee	13
Fairleigh Dickinson	8	Nicholls	9	Tennessee-Martin	3
Florida	9	North Alabama	7	Texas A&M Corpus Christi	5
Florida State	1	Vanderbilt	5	Texas-Pan American	8
George Mason	4	Washington	5	Texas Tech	4
Georgia	18	Washington State	4	UC-Irvine	2
Houston	3	West Virginia	1		
Kentucky	18	Western Kentucky	1		
Louisiana Lafayette	5	Winthrop	2		
Louisiana Monroe	9	Old Dominion	5		
Louisiana Tech	6	Ole Miss	13		

Most blocks Against..... LSU (27)
Blocks vs. SEC..... 176
Non-Conference blocks..... 255

JARVIS VARNADO'S CAREER STATS

<u>Year</u>	<u>GP-GS</u>	<u>Min/Avg</u>	<u>FG-FGA</u>	<u>Pct</u>	<u>3FM-3GA</u>	<u>Pct</u>	<u>FT-FTA</u>	<u>Pct</u>	<u>Rebs</u>	<u>PF-D</u>	<u>Ast</u>	<u>TO</u>	<u>Blk</u>	<u>Stl</u>	<u>Pts/Avg</u>
2006-07	35-13	473/13.5	75-116	.647	0-1	.000	24-45	.533	146-4.2	74-1	11	19	67	12	174/5.0
2007-08	34-34	968/28.5	109-170	.641	1-2	.500	50-100	.500	264-7.8	99-5	18	41	157	18	269/7.9
2008-09	36-36	1012/28.1	180-328	.549	0-1	.000	104-159	.654	317-8.8	83-2	28	60	170	22	464/12.9
2009-10	7-7	187/26.7	37-55	.673	0-0	.000	27-39	.692	68-9.7	13-0	8	11	37	7	87/14.5
TOTAL	112-90	2640/23.6	401-669	.599	1-4	.250	205-343	.598	795-7.1	269-8	65	131	431	59	1008/9.0

A LOOK AT THE ALL-STAR CANDIDATES

**Barry Stewart****G • 6-3 • 170****Shelbyville, TN**


- ✓ Currently ranks 15th all-time in scoring with 1,256 career points.
- ✓ His 11.1 scoring averages ranks fifth on the team.
- ✓ Is second with 21 assists.
- ✓ His 215 made 3-pointers leave him 43 shy of Darry Wilson's 258 record.
- ✓ Has scored in double-digits 30 times the last two years.

Season Highs

- **Points:** 13, 3 times (last: St. Bonaventure, 12-05-09)
- **FGM:** 6, St. Bonaventure (12-5-09)
- **FGA:** 12, St. Bonaventure (12-5-09)
- **3GM:** 4, Richmond (11-27-09)
- **3GA:** 7, twice (last: ODU 11-28-09)
- **FTM:** 4, SE Louisiana (11-19-09)
- **FTA:** 4, SE Louisiana (11-19-09)
- **Rebs:** 4, St. Bonaventure (12-5-09)
- **Assists:** 7, St. Bonaventure (12-5-09)
- **Steals:** 1, SE Louisiana (11-19-09)
- **Minutes:** 37, Rider (11-13-09)
- **Double-Doubles:** 0

Career Highs

- **Points:** 24, SE Missouri (12-30-07)
- **FGM:** 8, Missouri (12-30-07)
- **FGA:** 19, Alabama (2-21-09)
- **3GM:** 6, Tennessee (2-2-08)
- **3GA:** 11, twice (last: USC, 11-13-09)
- **FTM:** 10, twice (last: LSU 3-14-09)
- **FTA:** 12, LSU (3-14-09)
- **Rebs:** 12, Florida (3-4-09)
- **Assists:** 7, twice (last: St. Bonaventure, 12-5-09)
- **Steals:** 5, Alabama (3-14-08)
- **Minutes:** 44, twice (last: LSU, 2-11-09)
- **Double-Doubles:** 2

**Dee Bost****G • 6-2 • 170****Concord, NC**


- ✓ After leading MSU with 156 assists last year, he's tops so far with 32.
- ✓ His 13.4 scoring clip is second on the team.
- ✓ His 52.5 percent 3-point accuracy is tops on the team and third in SEC.
- ✓ 21 made 3s lead the team and tied for second in SEC.
- ✓ Has started all 43 games for MSU.

Season Highs

- **Points:** 25, Old Dominion (11-28-09)
- **FGM:** 8, Old Dominion (11-28-09)
- **FGA:** 13, Old Dominion (11-28-09)
- **3GM:** 6, Old Dominion (11-28-09)
- **3GA:** 9, Old Dominion (11-28-09)
- **FTM:** 5, Rider (11-13-09)
- **FTA:** 6, Rider (11-13-09)
- **Rebs:** 8, St. Bonaventure (12-5-09)
- **Assists:** 7, twice (last: SBU 12-05-09)
- **Steals:** 2, twice (last: TPAU, 11-24-09)
- **Minutes:** 39, Rider (11-13-09)
- **Double-Doubles:** 0

Career Highs

- **Points:** 25, Arkansas (2-7-09); Old Dominion (11-28-09)
- **FGM:** 9, Arkansas (2-7-09)
- **FGA:** 17, LSU (2-11-09)
- **3GM:** 6, Arkansas (2-7-09); Old Dominion (11-28-09)
- **3GA:** 9, Old Dominion (11-28-09)
- **FTM:** 10, LSU (2-11-09)
- **FTA:** 12, LSU (2-11-09)
- **Rebs:** 10, South Carolina (3-13-09)
- **Assists:** 10, twice (last: Bama, 1-14-09)
- **Steals:** 4, San Diego (12-30-08)
- **Minutes:** 47, twice (last: Bama, 2-21-09)
- **Double-Doubles:** 2

**Ravern Johnson****G • 6-7 • 175****Lyon, MS**

- ✓ His 18 made 3-pointers are second most on the team and fifth in SEC.
- ✓ Became the second player in MSU history to make 80-plus 3-pointers in a season by draining 83.
- ✓ Third on team in scoring at 12.4.
- ✓ Double-digit scoring in six of seven games. Had 6 against Old Dominion.
- ✓ Needs to make 16 more treys to move into MSU's Top 10 list.

Season Highs

- **Points:** 18, St. Bonaventure (12-5-09)
- **FGM:** 7, twice (last: SBU 12-05-09)
- **FGA:** 13, SE Louisiana (11-19-09)
- **3GM:** 4, St. Bonaventure (12-5-09)
- **3GA:** 8, Rider (11-13-09)
- **FTM:** 1, Texas-Pan Am (11-24-09)
- **FTA:** 1, Texas-Pan Am (11-24-09)
- **Rebs:** 6, Richmond (11-27-09)
- **Assists:** 3, twice (last: St. Bonaventure 12-5-09)
- **Blocks:** 2, Texas-Pan Am (11-24-09)
- **Steals:** 2, Bethune (11-21-09)
- **Minutes:** 31, Richmond (11-27-09)
- **Double-Doubles:** 0

Career Highs

- **Points:** 26, Western Ky (1-5-09)
- **FGM:** 9, Western Ky (1-5-09)
- **FGA:** 17, South Carolina (2-18-09)
- **3GM:** 6, Western Ky (1-5-09)
- **3GA:** 10, four times (last: Georgia 3-12-09)
- **FTM:** 4, four times (last: South Carolina 3-13-09)
- **FTA:** 5, Alabama State (12-6-08)
- **Rebs:** 8, Nicholls (12-22-08)
- **Assists:** 3, five times (last: St. Bonaventure, 12-05-09)
- **Blocks:** 2, 4 times (last: Texas-Pan Am, 11-24-09)
- **Steals:** 2, three times (last: Bethune 11-21-09)
- **Minutes:** 44, Alabama (2-21-08)

A LOOK AT THE ALL-STAR CANDIDATES


Phil Turner
G • 6-3 • 170
Grenada, MS


- ✓ Sixth on team in scoring at 6.1.
- ✓ Second on team with 42 rebounds.
- ✓ Tied for team lead with seven steals.
- ✓ Collected fifth-career double-double against SE Louisiana.
- ✓ Tied his career high with 14 rebounds vs. Southeastern Louisiana.

Season Highs

- **Points:** 10, SE Louisiana (11-19-09)
- **FGM:** 4, Bethune (11-21-09)
- **FGA:** 12, SE Louisiana (11-19-09)
- **3GM:** 2, twice (last: SE-LA, 11-19-09)
- **3GA:** 6, SE Louisiana (11-19-09)
- **FTM:** 2, SE Louisiana (11-19-09)
- **FTA:** 2, SE Louisiana (11-19-09)
- **Rebs:** 14, SE Louisiana (11-19-09)
- **Assists:** 3, SE Louisiana (11-19-09)
- **Steals:** 3, Texas-Pan Am (11-24-09)
- **Minutes:** 34, SE Louisiana (11-19-09)
- **Double-Doubles:** 1

Career Highs

- **Points:** 18, Kentucky (2-3-09)
- **FGM:** 7, South Carolina (2-18-09)
- **FGA:** 13, Kentucky (2-3-09)
- **3GM:** 4, four times (last: Arkansas 2-7-09)
- **3GA:** 9, twice (last: Auburn, 2-14-09)
- **FTM:** 9, Nicholls (12-22-08)
- **FTA:** 12, Nicholls (12-22-08)
- **Rebs:** 14, twice (last: SE Louisiana 11-19-09)
- **Assists:** 4, four times (last: Alabama 2-21-09)
- **Steals:** 6, South Carolina (2-18-09)
- **Minutes:** 47, Alabama (2-21-09)
- **Double-Doubles:** 5


Kodi Augustus
F • 6-8 • 220
Baton Rouge, LA

- ✓ Fourth in scoring with 11.1 average.
- ✓ Suspended for SE Louisiana and Bethune-Cookman games.
- ✓ 18-straight made free throws streak snapped against St. Bonaventure.
- ✓ Tied for second on team with four blocked shots.

Season Highs

- **Points:** 17, St. Bonaventure (12-5-09)
- **FGM:** 4, three times (last: St. Bonaventure, 12-5-09)
- **FGA:** 9, Rider (11-13-09)
- **3GM:** 3, St. Bonaventure (12-5-09)
- **3GA:** 4, St. Bonaventure (12-5-09)
- **FTM:** 8, Richmond (11-27-09); Old Dominion (11-28-09)
- **FTA:** 8, three times (last: St. Bonaventure, 12-5-09)
- **Rebs:** 8, Texas-Pan Am (11-24-09)
- **Assists:** 2, Old Dominion (11-28-09)
- **Steals:** 2, Old Dominion (11-28-09)
- **Blocks:** 3, Texas-Pan Am (11-24-09)
- **Minutes:** 25, Richmond (11-27-09)
- **Double-Doubles:** 0

Career Highs

- **Points:** 19, Georgia (3-12-09)
- **FGM:** 6, twice (last: Georgia 3-12-09)
- **FGA:** 12, Texas Tech (11-29-08)
- **3GM:** 3, Georgia (3-12-09); St. Bonaventure (12-5-09)
- **3GA:** 4, Georgia (3-12-09); St. Bonaventure (12-5-09)
- **FTM:** 8, Richmond (11-27-09); Old Dominion (11-28-09)
- **FTA:** 8, three times (last: St. Bonaventure (12-05-09)
- **Rebs:** 9, Texas Tech (11-29-08)
- **Assists:** 2, two times (last: Louisiana-Monroe, 11-17-08)
- **Steals:** 1, seven times (last: Ole Miss 3-07-09)
- **Blocks:** 3, Texas-Pan Am (11-24-09)
- **Minutes:** 27, Washington St. (11-28-08)
- **Double-Doubles:** 0

THE REST OF THE TEAM

THE JUNIORS

45 • Elgin Bailey • F/C • 6-8 • 254 • New Orleans, LA

Bailey saw action in 27 games last year before dislocating his ankle against Florida. He still managed to finish second on the team in blocked shots with 26. Bailey finished the year averaging 3.9 points and 2.4 rebounds. He returned to the court against SE Louisiana but did not play against Bethune-Cookman. Scored his first point of the year on a free throw against Texas-Pan American and logged four minutes against Richmond and six against Old Dominion in South Padre. Did not play against St. Bonaventure.

15 • Riley Benock • G • 6-4 • 180 • Battletown, KY

Hailing from the same high school as Mississippi State head coach Rick Stansbury, Riley saw action in all 36 games as a reserve. He averaged 2.3 points and 0.9 rebounds per outing. His 16 steals tied for fifth-most on the team. He is returning from foot surgery to repair a stress fracture over the offseason. He has seen action in all seven games and is averaging 2.3 points and has collected five steals. His best outing came against St. Bonaventure, where he totaled 9 points on 3-of-4 shooting from 3-point range.

THE SOPHOMORES

4 • Twany Beckham • G • 6-5 • 190 • Louisville, KY

Beckham played in the last 32 games of last season and was one of MSU'S first players off the bench. He logged a total of 33 minutes in the SEC Tournament and averaged 1.5 points, 2.0 rebounds and dished out three assists. He finished the year averaging 1.6 points and 1.5 boards a game.

5 • Romero Osby • F • 6-8 • 230 • Meridian, MS

Osby played in all 36 games for the Bulldogs as a true freshman last year. He scored a career-high 15 points against North Alabama. He also averaged 4.1 points and 2.6 boards per contest, while scoring in double-digits three times. Osby also finished fourth on the team with 12 blocks. Has seen action in all seven this year games and is averaging 4.9 points and 3.1 boards. He's also tied for second with four blocks. Scored a season-high eight points against Texas-Pan American and grabbed a season-best six rebounds against Bethune-Cookman. Had five points and five rebounds against St. Bonaventure.

THE FRESHMEN

30 • Wendell Lewis • C • 6-8 • Selma, AL

Has seen action in all seven games and had a career-high 7 points against St. Bonaventure, while tying his career of five rebounds (Bethune-Cookman). He is currently averaging 2.4 points and 2.3 rebounds. Signed in April, Lewis chose MSU over SEC rivals Auburn, Georgia, Alabama and Ole Miss. He was selected to compete in the Mississippi-Alabama All-Star game. As a McDonald's All-American nominee, Lewis was ranked as the 27th best center by ESPN. While earning team MVP honors his senior year, he led the team in points (16.5), rebounds (11.2) and blocks (3).

50 • John Riek • F • 7-1 • 242 • Khartoun, Sudan

Must sit out an NCAA-mandated nine games to start the year. The final member of the MSU recruiting class, Riek inked his commitment to the Bulldogs in May of 2009. With enhanced shot-blocking and rebounding skills, he made a name for himself at the LeBron Skill Academy where he scored 18 points in 24 minutes. His 7 foot, 8 ½ inch wingspan made him the top-rated center by Rivals.com in the class of 2008.

10 • Shaun Smith • G • 6-6 • 195 • Brooksville, MS

The first member of the 2009 MSU signing class, the heralded All-State member from Noxubee County is known for his athleticism and ball-handling skills. Ranked the 23rd best shooting guard in the country by Scout.com, Smith inked his next four years with Bulldog basketball on his birthday. As a senior, he averaged 25.1 points, 5.8 rebounds and 2.2 steals.

1 • Renardo Sidney • G • 6-10 • 260 • Jackson, MS

Is waiting to be cleared to play by the NCAA. One of MSU's most highly touted recruits, Sidney brings numerous accolades including McDonald's All American selection, USA Junior National Select Team inclusion as well as Naismith High School Player of the Year finalist. He was also tabbed Co-MVP at the Jordan Brand Classic at the famous Madison Square Garden in New York City. Sidney made his national impression at the McDonald's All-Star game where he scored 11 points while grabbing 6 rebounds.

EXHIBITION 1 — OCT. 31, 2009

Mississippi State	82
Oklahoma City	54

Humphrey Coliseum • 2 p.m.
Starkville, MS

STARKVILLE, Miss. — Junior Raven Johnson's 23 points sparked a convincing 82-54 win by 18th-ranked Mississippi State against Oklahoma City in the exhibition opener for both teams at Humphrey Coliseum.

Johnson drained 6-of-10 three-pointers, shot 8-of-15 from the floor and grabbed five rebounds.

Three other Bulldogs recorded double-digit efforts in the win, led by junior Kodi Augustus' 16 points. Sophomore Dee Bost joined senior Barry Stewart by scoring 11 points, while Bost added 6 assists.

All-SEC senior Jarvis Varnado grabbed 11 rebounds, notched 8 points and blocked 4 shots. Freshman Wendell Lewis continued his impressive preseason performance by claiming 8 rebounds in just 13 minutes.

OCU point guard Chris Brown led the game with 24 points.

The Bulldogs struggled with their opponents in the first half, but never trailed in the game. After scoring the first eight points, State saw two free-throws from OCU's Brown spark a 10-0 run that pulled the game within a point. At the break, MSU led 38-33 half.

Oklahoma City

Player	FG	3FG	FT	RB	PF	PT	A	Min
Phillips f	2-8	1-2	0-0	5	1	5	1	34
Williams c	0-4	0-0	0-1	3	4	0	1	14
Brown g	9-23	0-1	6-8	6	3	24	0	36
Graham g	3-6	0-2	0-0	4	1	6	2	34
Bingham g	4-13	2-7	1-1	3	1	11	0	34
Cuevas	0-0	0-0	0-0	1	1	0	1	6
Ennis	0-0	0-0	0-0	0	0	0	0	1
McKnight	1-2	0-0	0-0	0	2	2	1	11
Nicholson	2-3	0-0	0-0	2	2	4	0	14
James	1-3	0-0	0-1	4	3	2	1	16
TOTALS	22-62	3-12	7-11	32	18	54	7	200

Mississippi State

Player	FG	3FG	FT	RB	PF	PT	A	Min
Augustus f	6-11	1-6	3-4	5	3	16	0	25
Varnado c	3-6	0-0	2-4	11	1	8	2	27
Johnson g	8-15	6-10	1-1	5	1	23	2	34
Bost g	3-8	2-5	3-3	3	2	11	6	28
Stewart g	3-8	3-7	2-2	5	3	11	2	31
Osby	4-8	1-2	0-0	5	2	9	3	21
Smith	0-2	0-0	0-0	1	3	0	4	14
Parker	0-0	0-0	0-0	0	0	0	0	1
Luczak	0-0	0-0	0-0	1	0	0	0	2
Price	0-0	0-0	0-1	1	0	0	1	1
Lewis	2-4	0-0	0-3	8	2	4	0	13
Bolen	0-1	0-0	0-0	1	0	0	0	3
TOTALS	29-63	13-30	11-14	47	17	82	19	200

Halftime: MSU 38, OCU 33. FG%: MSU 46.0%, OCU 35.5%. 3FG%: MSU 43.3%, OCU 25.0%. FT%: MSU 78.6%, OCU 63.6%. Turnovers: MSU 14 (Varnado, Johnson 3 4), OCU 12 (James 3). Blocked Shots: MSU 6 (Varnado 4), OCU 2 (Phillips, Williams 1). Steals: MSU 3 (Bost 2), OCU 3 (Three with 1). Officials: Tom Eades, Bruce Benedick, James Williams. Attendance: 2,938.

EXHIBITION 2 — Nov. 7, 2009

Mississippi State	90
Georgetown College	70

Humphrey Coliseum • 2 p.m.
Starkville, MS

STARKVILLE, Miss. — Junior forward Kodi Augustus scored 16 points and grabbed 11 rebounds to pace 18th-ranked Mississippi State to a 90-70 win against Georgetown College.

MSU completed its two-game exhibition slate having never trailed in either game.

Augustus connected on 6-of-9 shots from the floor and all three of his free throws. All-SEC senior Jarvis Varnado totaled 17 points, 9 rebounds and 5 blocks.

Also scoring in double-digits were sophomore point guard Dee Bost with 14 points to go along with his 8 assists, while Phil Turner totaled 12 points.

Pacing the game in scoring was Georgetown's Eddie Gray with 19.

State jumped out to an early eight-point lead in the game's first 10 minutes. The Tigers responded with a six-point run capped by two consecutive treys from Vincent Crutcher to pull within two points with 8:50 left in the half. The Bulldogs responded in a big way, finishing the half on a 23-5 run sparked by a Varnado pass resulting in a dunk from Augustus. MSU led 41-22 at the break.

Georgetown College

Player	FG	3FG	FT	RB	PF	PT	A	Min
Moses	9-19	0-0	0-0	10	2	18	1	37
Pearson	3-6	0-0	0-0	5	5	6	1	13
Gray	6-11	2-4	5-5	5	2	19	2	37
Walls	1-4	1-4	0-0	1	1	3	0	18
Byron	0-8	0-1	0-0	2	4	0	2	11
Hamilton	0-1	0-1	0-0	1	0	0	0	3
Boggs	1-2	1-1	0-0	0	1	3	1	6
Saxton	4-5	1-2	1-1	2	1	10	2	25
Ferguson	1-4	0-0	3-4	4	4	5	3	19
Crutcher	2-6	2-5	0-0	2	2	6	0	25
Outen	0-0	0-0	0-0	0	3	0	0	6
TOTALS	27-66	7-18	9-10	33	25	70	12	200

Mississippi State

Player	FG	3FG	FT	RB	PF	PT	A	Min
Augustus	6-9	1-2	3-3	11	1	16	2	27
Varnado	7-7	0-0	3-5	9	3	17	2	30
Johnson	3-4	1-1	2-3	1	1	9	0	17
Bost	5-10	2-6	2-2	2	2	14	8	32
Stewart	3-10	0-7	2-2	0	0	8	3	31
Osby	1-4	0-0	7-8	3	2	9	0	16
Parker	0-0	0-0	0-0	0	0	0	0	1
Benock	0-1	0-1	0-0	3	1	0	1	13
Luczak	0-0	0-0	0-0	0	0	0	0	1
Turner	3-6	1-2	5-5	3	1	12	0	21
Lewis	2-2	0-0	1-2	0	2	5	0	10
Bolen	0-1	0-0	0-0	0	0	0	1	1
TOTALS	30-53	5-19	25-30	33	13	90	17	200

Halftime: MSU 41, GC 22. FG%: MSU 55.6%, GC 27.3%. 3FG%: MSU 14.3%, GC 30.0%. FT%: MSU 83.3%, GC 100.0%. Turnovers: MSU 17 (Varnado 5), GC 12 (Ferguson, Crutcher 4). Blocked Shots: MSU 6 (Varnado 5), GC 3 (Pearson 2). Steals: MSU 7 (Turner 3), GC 6 (Hamilton 2). Officials: Tony Greene, Mike Nance, Ron Groover. Attendance: 2,995.

GAME 1 — Nov. 13, 2009

Rider	88
Mississippi State	74

Humphrey Coliseum • 2 p.m.
Starkville, MS

STARKVILLE, Miss. — Mississippi State senior Jarvis Varnado collected his 16th career double-double despite the Bulldogs dropping a 88-74 decision to Rider in front of 7,241 fans at Humphrey Coliseum.

Varnado, collected 22 points and 14 rebounds on the night as MSU dropped the opening game of the season for the first time since a 79-76 setback to Louisiana-Lafayette in 2002.

Varnado also tallied seven blocks and scored six of the game's first 11 points to give the Bulldogs an early nine-point advantage.

Dee Bost and Raven Johnson also reached double figures, scoring 14 and 10 points, respectively.

State maintained the lead until the 45-second mark when a Mike Ringgold layup gave the Rider a lead that it would never relinquish. Ringgold and Novar Gadson collected 21 points each to lead Rider.

The opener was marred by a Rider squad that went 30-of-59 (50 percent) from the field, including a sizzling 62-percent clip from the 3-point stripe.

Rider (1-0)

Player	FG	3FG	FT	RB	PF	PT	A	Min
Ringgold	10-19	0-0	1-4	6	2	21	1	39
Jackson	1-4	0-1	0-0	5	5	2	1	12
Thompson	6-12	4-6	0-2	3	2	16	2	39
Robinson	3-5	2-2	7-9	4	2	15	4	27
Gadson	7-11	2-2	5-7	11	1	21	2	37
Youngblood	0-4	0-2	4-4	3	4	4	2	21
Thompson	1-1	0-0	1-2	4	0	3	1	11
Mansell	2-3	2-3	0-0	0	1	6	0	8
Nd-Ezuma	0-0	0-0	0-0	0	1	0	0	1
Penn	0-0	0-0	0-0	0	1	0	1	5
TOTALS	30-59	10-16	18-28	38	19	88	14	200

Mississippi State (0-1)

Player	FG	3FG	FT	RB	PF	PT	A	Min
Augustus	4-9	1-1	0-1	5	4	9	0	15
Varnado	8-8	0-0	6-8	14	3	22	2	36
Johnson	4-11	2-8	0-0	1	1	10	1	29
Bost	3-11	3-6	5-6	2	5	14	7	39
Stewart	2-10	2-7	1-4	3	3	7	3	37
Osby	2-3	0-0	0-0	3	1	4	0	11
Benock	0-2	0-2	0-0	0	0	0	1	4
Turner	3-6	2-3	0-0	5	2	8	1	25
Lewis	0-2	0-0	0-0	1	1	0	0	4
TOTALS	26-62	10-27	12-19	37	20	74	15	200

Halftime: Rider 44, MSU 42. FG%: MSU 41.9%, Rider 50.1%. 3FG%: MSU 37.0%, Rider 62.5%. FT%: MSU 63.2%, Rider 64.3%. Turnovers: MSU 12 (Varnado 4), Rider 6 (Thompson, Gadson 2). Blocked Shots: MSU 9 (Varnado 7), Rider 2 (Ringgold, Gadson 1). Steals: MSU 2 (Bost, Turner 1), Rider 5 (Gadson 3). Officials: Rick Crawford, James Barker, James Williams. Attendance: 7,241.

GAME 2 — Nov. 19, 2009

Mississippi State 82
Southeastern Louisiana 67

Humphrey Coliseum • 7 p.m.
 Starkville, MS

STARKVILLE, Miss. — All-SEC center Jarvis Varnado fell just short of his second career triple-double and tied for a game-high 20 points to power Mississippi State to an 82-67 victory against Southeastern Louisiana in Humphrey Coliseum.

Varnado recorded his second-straight 20-point effort and swatted eight shots to go along with his nine rebounds.

Notching the game's only double-double was junior Phil Turner, who had 14 rebounds and 10 points.

Also scoring in double-digits were Ravern Johnson (17), Barry Stewart (13) and Dee Bost (10).

Leading SELU was center Patrick Sullivan, who shot 9-of-21 from the field to score 20 points.

The Bulldogs never trailed and led 41-29 at the break.

In a hard-fought second half, SELU orchestrated a 10-2 run sparked by a Patrick Sullivan layup to close the MSU lead to just 59-51 with 10:43 left. A trey from Bost ended the stretch, and the Bulldogs scored seven-straight capped by a Stewart trey to ice the win.

Southeastern Louisiana (2-1)

Player	FG	3FG	FT	RB	PF	PT	A	Min
Marks	2-4	0-0	1-2	6	4	5	3	29
Sullivan	9-21	0-0	2-2	7	3	20	0	35
Hutchin	5-14	4-8	0-0	2	1	14	0	25
Fortenberry	2-7	0-3	0-0	2	2	4	2	28
Patterson	0-0	0-0	2-2	2	2	2	4	18
Jones	3-4	2-3	0-0	2	1	8	2	21
Ndumba	0-1	0-0	0-0	2	2	0	0	13
Forest	2-11	0-3	2-3	4	3	6	0	21
Dixon	3-4	2-3	0-0	1	1	8	1	10
TOTALS	26-66	8-20	7-9	30	19	67	12	200

Mississippi State (1-1)

Player	FG	3FG	FT	RB	PF	PT	A	Min
Varnado	6-8	0-0	8-10	9	1	20	1	30
Johnson	7-13	3-6	0-0	3	2	17	0	31
Bost	3-5	2-3	2-5	5	1	10	4	32
Stewart	4-11	1-5	4-4	3	1	13	1	32
Turner	3-12	2-6	2-2	14	1	10	3	34
Osby	2-5	1-2	0-0	4	1	5	1	13
Benock	1-3	0-2	0-0	2	1	2	1	15
Luczak	1-1	1-1	0-0	0	0	3	0	1
Lewis	1-3	0-0	0-0	2	1	2	0	7
Bailey	0-1	0-0	0-0	0	0	0	0	1
Parker	0-0	0-0	0-0	0	0	0	0	1
Price	0-0	0-0	0-0	0	0	0	0	1
TOTALS	28-62	10-25	16-21	47	9	82	12	200

Halftime: MSU 41, SELU 29. FG%: MSU 45.2%, SELU 39.4%. 3FG%: MSU 40.0%, SELU 40.0%. FT%: MSU 76.2%, SELU 77.8%. Turnovers: MSU 13 (Bost, Turner 3), SELU 11 (Sullivan 3). Blocked Shots: MSU 10 (Varnado 8), SELU 7 (Sullivan 3). Steals: MSU 9 (Varnado 3), SELU 5 (Patterson 3). Officials: Ted Valentine, Doug Simons, Carlos Gonzalez. Attendance: 4,544.

GAME 3 — Nov. 21, 2009

Mississippi State 67
Bethune-Cookman 51

Humphrey Coliseum • 6 p.m.
 Starkville, MS

STARKVILLE, Miss. — Jarvis Varnado swatted 4 shots to become the SEC's all-time leading shot-blocker as Mississippi State cruised to a 67-51 victory against the Bethune-Cookman Wildcats.

Varnado surpassed Shaquille O'Neals' previous SEC record of 412 and now has batted 413 shots in his career. The all-star senior also recorded 10 points and 10 rebounds for his second double-double in the season's first three games.

Three other Bulldogs also scored 10 points, including senior Barry Stewart, who also handed out 4 assists.

Albert Abrahams registered the game's other double-double for the Wildcats with 15 points and 11 rebounds.

The first half saw several lead changes before two Osby free throws sparked a 10-0 MSU run. The Bulldogs led 31-24 at the half.

State saw BCU quickly close the gap to just 33-30 but responded with an 8-0 run capped by a Varnado layup that put the game out of reach for good. Varnado brought down the SEC's all-time career blocks record with a reject of an Abrahams jumper with 10:20 remaining in the second half.

Bethune Cookman (1-3)

Player	FG	3FG	FT	RB	PF	PT	A	Min
Starling	2-3	0-0	0-0	6	1	4	2	24
Adams	0-1	0-0	4-4	0	4	4	0	10
Reed	4-19	1-4	0-0	1	1	9	4	38
Elliott	0-3	0-0	2-2	4	2	2	0	21
Jones	3-7	0-2	0-0	4	0	6	1	22
Thomas	1-3	1-2	0-0	2	1	3	1	23
Abrahams	6-11	0-0	3-5	11	3	15	1	26
Bryant	0-0	0-0	2-2	0	0	2	0	2
Anusionwu	0-0	0-0	0-0	0	1	0	0	2
Dukes	2-4	2-4	0-0	0	2	6	0	16
Williford	0-1	0-0	0-0	1	0	0	0	16
TOTALS	18-52	4-12	11-13	32	15	51	9	200

Mississippi State (2-1)

Player	FG	3FG	FT	RB	PF	PT	A	Min
Varnado	4-11	0-0	2-5	10	0	10	2	31
Johnson	4-10	2-6	0-0	2	0	10	0	26
Bost	2-7	2-4	4-4	4	0	10	2	31
Stewart	3-6	2-4	2-2	1	1	10	4	31
Turner	4-7	1-1	0-0	5	3	9	2	22
Osby	2-6	0-2	3-4	6	1	7	3	24
Parker	0-1	0-0	0-0	0	1	0	0	1
Benock	2-4	1-3	0-0	2	0	5	0	19
Luczak	0-0	0-0	0-0	0	1	0	0	1
Price	0-0	0-0	0-0	5	0	0	0	1
Lewis	3-4	0-0	0-0	2	1	6	0	13
TOTALS	24-56	8-20	11-15	37	8	67	13	200

Halftime: MSU 31, BCU 24. FG%: MSU 42.9%, BCU 34.6%. 3FG%: MSU 40.0%, BCU 33.3%. FT%: MSU 73.3%, BCU 84.6%. Turnovers: MSU 13 (Bost 5), BCU 15 (Reed 4). Blocked Shots: MSU 9 (Varnado 4), BCU 4 (Reed 2). Steals: MSU 8 (Johnson, Bost, Turner, Benock 2), BCU 9 (Reed 3). Officials: James Barker, Jeremy Mosier, Chuck Jones. Attendance: 3,721.

GAME 4 — Nov. 24, 2009

Mississippi State 70
Texas-Pan American 55

Humphrey Coliseum • 7 p.m.
 Starkville, MS

STARKVILLE, Miss. — For the third time in four games, All-SEC senior Jarvis Varnado registered a double-double as the Mississippi State Bulldogs rode a tight second-half defense to a 75-50 victory against Texas Pan-American.

Varnado totaled 12 points, collected a season-high 15 rebounds and tied a season-high 8 blocks to lead MSU.

Three other Bulldogs scored in double-digits, including sophomore point guard Dee Bost (13), senior Barry Stewart (12) and junior Ravern Johnson (11).

Junior Nick Weiermiller and senior Luis Valera led the Broncs with 8 points each.

While MSU never trailed in the contest, it saw its 25-14 lead with 10 minutes remaining in the first half shrink to just two points with three left before the break. MSU finished on a 9-2 run to go up 42-33 at the break.

The Bulldogs tightened the defense in the second half, allowing just 17 points and scoring 33 of their own. State finished shooting a season-high 52.6 percent from the floor and held the Broncs to just a 29.2 percent effort.

Texas-Pan American (0-5)

Player	FG	3FG	FT	RB	PF	PT	A	Min
Valera	4-10	0-0	0-0	5	1	8	0	21
Hearn	2-7	1-2	1-2	4	1	6	2	23
Maree	0-2	0-0	3-4	2	4	3	2	22
Weiermiller	3-10	2-6	0-0	4	0	8	1	30
Smith	2-5	1-4	0-0	5	2	5	1	21
Hawkins	3-9	0-0	1-2	3	3	7	0	16
Urbanus	1-6	1-2	0-0	0	0	3	1	25
Jones	1-4	1-4	0-0	1	0	3	0	10
Seagers	0-2	0-2	0-0	1	0	0	0	2
Hendrix	3-8	1-1	0-0	2	1	7	0	20
Couch	0-1	0-0	0-0	0	2	0	0	18
Trader	0-1	0-0	0-0	1	1	0	0	2
TOTALS	19-65	7-21	5-8	33	15	50	7	200

Mississippi State (3-1)

Player	FG	3FG	FT	RB	PF	PT	A	Min
Varnado	6-8	0-0	0-2	15	2	12	1	27
Johnson	4-8	2-5	1-1	3	4	11	0	25
Bost	4-10	2-6	3-3	6	1	13	4	30
Stewart	5-10	2-5	0-0	2	1	12	0	31
Turner	2-5	1-3	0-0	3	2	5	2	22
Osby	3-6	1-2	1-1	2	1	8	2	15
Parker	1-1	0-0	0-0	0	0	2	0	1
Benock	0-0	0-0	0-0	1	0	0	0	12
Luczak	0-0	0-0	0-0	1	0	0	0	2
Price	0-0	0-0	0-0	0	0	0	0	1
Augustus	4-7	1-1	0-0	8	1	9	0	21
Lewis	1-1	0-0	0-0	1	0	2	0	9
Bailey	0-1	0-0	1-4	0	0	1	0	4
TOTALS	30-57	9-22	6-11	45	12	75	9	200

Halftime: MSU 42, TPAU 33. FG%: MSU 52.6%, TPAU 29.2%. 3FG%: MSU 40.9%, TPAU 33.3%. FT%: MSU 54.5%, TPAU 62.5%. Turnovers: MSU 16 (Johnson 5), TPAU 11 (Maree 3). Blocked Shots: MSU 14 (Varnado 8), TPAU 2 (Valera, Hendrix). Steals: MSU 8 (Turner 3), TPAU 6 (Smith 3). Officials: Steve Coleman, Ron Groover, Brian Shey. Attendance: 3,214.

GAME 5 — Nov. 27, 2009

Mississippi State	62
Richmond	63

South Padre Convention Center • 5 p.m.
South Padre Island, TX

SOUTH PADRE ISLAND, Texas — After finding itself down by as many as 14 points to Richmond on numerous occasions in the semifinals of the South Padre Island Invitational, Mississippi State fought back and seemed to take control late in the game.

But with 9.8 seconds remaining and his team trailing by one, Spiders guard Kevin Anderson nailed a 15-foot jumper to lift Richmond to a stunning 63-62 victory.

The loss snapped MSU's three-game winning streak.

Despite putting itself in an early hole, the Bulldogs battled back and closed the gap to 35-32 at the break on a putback by Phil Turner right before time expired.

The Spiders, though, regained the early momentum in the second half and pushed their lead back to 10. But as they did the first half, MSU came storming back.

That persistence paid off with 10:22 left on two free throws by Kodi Augustus that tied the game at 49-apiece. Augustus, who finished with 13 points, later gave the Bulldogs its first lead at 55-53 with two more free throws at the 7:36 mark.

State then built its biggest advantage at 62-57 on a short jumper by Raven Johnson, who totaled a team-high 15 points.

Richmond (5-1)

Player	FG	3FG	FT	RB	PF	PT	A	Min
Gonzalez	3-7	2-5	1-3	4	1	9	4	37
Anderson	5-12	0-3	2-2	4	1	12	3	39
Harper	3-3	2-2	1-2	2	3	9	2	19
Geriot	3-10	1-4	0-0	2	3	7	5	35
Butler	6-10	2-4	5-5	4	4	19	0	34
Garrett	0-0	0-0	0-0	1	5	0	0	7
Duinker	1-1	1-1	2-2	1	2	5	0	8
Smith	1-1	0-0	0-0	2	3	2	0	21
TOTALS	22-44	8-19	11-14	24	22	63	16	200

Mississippi State (3-2)

Player	FG	3FG	FT	RB	PF	PT	A	Min
Varnado	2-6	0-0	4-4	6	4	8	0	23
Johnson	6-11	3-6	0-0	6	1	15	1	31
Bost	1-7	1-5	2-4	3	3	5	4	35
Stewart	4-10	4-6	1-2	3	1	13	0	35
Turner	2-8	0-3	0-0	9	0	4	2	23
Augustus	2-7	1-2	8-8	6	4	13	0	25
Osby	1-1	0-0	2-4	1	1	4	0	8
Benock	0-3	0-3	0-1	1	0	0	0	10
Lewis	0-0	0-0	0-0	2	2	0	0	6
Bailey	0-1	0-0	0-0	0	1	0	0	4
TOTALS	18-54	9-25	17-23	41	15	62	10	200

Halftime: MSU 32, Richmond 35. FG%: MSU 33.3%, Richmond 50.0%. 3FG%: MSU 36.0%, Richmond 42.1%. FT%: MSU 73.9%, Richmond 78.6%. Turnovers: MSU 13 (Stewart 5), Richmond 13 (Geriot, Garrett 3). Blocked Shots: MSU 1 (Varnado 1), Richmond 1 (Smith 1). Steals: MSU 0, Richmond 5 (Anderson 3). Officials: Bill Gracey, Larry Spaulding, Brent Dugas. Attendance: 585.

GAME 6 — Nov. 28, 2009

Mississippi State	69
Old Dominion	55

South Padre Convention Center • 4:30 p.m.
South Padre Island, TX

SOUTH PADRE ISLAND, Texas — Sophomore point guard Dee Bost tied career highs with 25 points and six made treys to help the Mississippi State Bulldogs to a 69-55 victory against the Old Dominion Monarchs to claim the consolation game of the South Padre Island Invitational.

Bost drained 6 of his 9 three-point attempts, grabbed four rebounds and handed out four assists.

After dislocating his finger twice in the first half, all-SEC senior Jarvis Varnado saw just 19 minutes of action but shot 6-of-7 from the field to score 15 points and claim six rebounds. Fellow senior Barry Stewart and junior Kodi Augustus each contributed 10 points to wrap up four Bulldogs in double digits.

Senior forward Gerald Lee led ODU with 20 points on 9-of-14 shooting.

The Monarchs scored the game's first four points and the Bulldogs saw a back-and-forth first half. State built a 30-18 lead before ODU pulled the lead to 36-28 by halftime.

Despite seeing its lead drop to just 50-47 with 10:47 remaining, Mississippi State never trailed in the second half. MSU reeled off a 14-3 run and led 64-50 with under a minute to go.

Old Dominion (4-2)

Player	FG	3FG	FT	RB	PF	PT	A	Min
James	3-11	3-6	0-0	3	3	9	3	27
Lee	9-15	0-0	2-2	3	4	20	0	26
Hassell	2-6	0-0	0-0	2	4	4	1	24
Neely	1-5	1-4	0-0	3	2	3	3	25
Finney	3-7	1-4	3-4	6	2	10	3	32
Wright	0-0	0-0	0-0	0	0	0	0	2
Iliadis	1-2	0-1	0-0	0	1	2	0	4
Cooper	0-1	0-0	0-0	2	1	0	0	11
De Lancey	2-2	0-0	0-0	0	0	4	3	13
Bazemore	1-3	0-1	1-2	1	4	3	1	20
Carter	0-6	0-2	0-0	5	2	0	0	16
TOTALS	22-58	5-18	6-8	33	23	55	14	200

Mississippi State (4-2)

Player	FG	3FG	FT	RB	PF	PT	A	Min
Varnado	6-7	0-0	3-5	6	2	15	0	19
Johnson	2-6	2-5	0-0	3	0	6	3	26
Bost	8-13	6-9	3-4	4	0	25	4	37
Stewart	3-10	1-7	3-3	3	1	10	3	34
Turner	1-2	0-1	0-0	6	1	2	0	26
Augustus	1-4	0-1	8-8	7	3	10	2	24
Osby	0-1	0-0	1-2	1	2	1	0	14
Benock	0-0	0-0	0-0	0	0	0	0	10
Lewis	0-1	0-0	0-0	0	0	0	0	4
Bailey	0-1	0-0	0-1	0	1	0	0	6
TOTALS	21-45	9-23	18-23	33	10	69	12	200

Halftime: MSU 36, OD 28. FG%: MSU 46.7%, OD 37.9%. 3FG%: MSU 39.1%, OD 27.8%. FT%: MSU 78.3%, OD 75.0%. Turnovers: MSU 11 (Benock 3), OD 10 (James, Lee, 3). Blocked Shots: MSU 5 (Varnado 5), OD 0. Steals: MSU 3 (Augustus 2), OD 5 (5 players with 1). Officials: Brent Dugas, Brad Batt, Darren George. Attendance: 543.

GAME 7 — Dec. 5, 2009

Mississippi State	105
St. Bonaventure	53

Humphrey Coliseum • 1 p.m.
Starkville, MS

STARKVILLE, Miss. — All-SEC senior Jarvis Varnado scored 14 points to become the 31st member of Mississippi State's 1,000-point club en route to a 105-53 victory against St. Bonaventure.

Varnado also claimed eight rebounds, four blocks and three steals. The 52-point win tied the largest margin of victory for a Rick Stansbury-coached team.

The Bonnies entered the game atop the national rankings in field-goal percentage (55.1), but hit just 23-of-69 shots.

Conversely, SBU's opponents were averaging just 57.0 points per game, but State had racked up 56 by halftime and nearly doubled that mark.

Mississippi State also tied the all-time school record of 16 three-pointers made after shooting 16-of-28 from long-range. MSU outrebounded its opponent for the fifth time this season, 44-31.

For the fourth time this season, at least four Bulldog players recorded double-digit scoring, as five State players did Saturday. Raven Johnson had a season-high 18 points, while Dee Bost totaled 17 to go along with his eight rebounds and seven assists. Kodi Augustus had 17 points and Barry Stewart poured in 13.

St. Bonaventure (4-3)

Player	FG	3FG	FT	RB	PF	PT	A	Min
Cook	1-4	0-0	0-1	1	1	2	0	18
Nicholson	2-12	0-0	0-0	5	1	4	0	24
Matthews	2-7	1-3	0-0	0	1	5	1	25
Hall	1-3	0-0	0-0	2	2	2	1	20
Eleby	4-11	0-1	2-2	7	2	10	3	26
Adegboye	5-12	1-3	2-2	0	1	13	1	32
Conger	1-5	0-1	0-0	4	0	2	1	14
Leonard	0-3	0-1	0-2	1	0	0	0	4
Davenport	3-6	0-1	0-0	0	1	6	0	13
Simmons	2-4	0-1	1-2	6	5	5	0	11
Roseboro	2-2	0-0	0-0	2	4	4	0	13
TOTALS	23-69	2-11	5-9	31	18	53	7	200

Mississippi State (5-2)

Player	FG	3FG	FT	RB	PF	PT	A	Min
Augustus	4-5	3-4	6-8	5	1	17	1	24
Varnado	5-7	0-0	4-5	8	1	14	1	21
Johnson	7-11	4-6	0-0	5	0	18	3	24
Bost	6-9	5-7	0-0	8	4	17	7	24
Stewart	6-12	1-5	0-0	4	2	13	7	33
Osby	2-3	0-0	1-3	5	1	5	0	17
Parker	0-2	0-1	0-0	0	1	0	0	3
Benock	3-4	3-4	0-0	0	0	9	5	16
Luczak	0-0	0-0	0-0	0	1	0	0	3
Price	0-0	0-0	0-0	2	0	0	0	2
Turner	2-5	0-1	1-1	0	3	5	1	18
Lewis	2-4	0-0	3-4	5	0	7	0	15
TOTALS	37-62	16-28	15-21	44	14	105	25	200

Halftime: MSU 56, DBU 22. FG%: MSU 59.7%, SBU 33.3%. 3FG%: MSU 57.1%, SBU 18.2%. FT%: MSU 71.4%, SBU 55.6%. Turnovers: MSU 11 (Osby 3), SBU 12 (Eleby 4). Blocked Shots: MSU 10 (Varnado 4), SBU 4 (Simmons 3). Steals: MSU 7 (Varnado 3), SBU 5 (5 players with 1). Officials: Gary Maxwell, Tracy Woodson, Frank Scagliotta. Attendance: 3,344.

LAST TIME VS. DEPAUL

DECEMBER 28, 1988

Mississippi State 60
DePaul 62

New Orleans, LA • Sugar Bowl Classic

DePaul

Player	FG	3FG	FT	RB	PT	A	Min
Greene	7-13	1-3	1-4	4	16	4	37
Brundy	3-14	0-1	2-7	4	8	0	30
Howard	2-7	0-0	4-4	6	8	1	22
Murphy	0-2	0-2	0-0	0	0	0	10
Niemann	4-10	2-5	1-2	1	11	1	35
Price	2-3	0-0	0-0	3	4	0	17
Foster	0-1	0-0	1-2	2	1	1	5
Booth	7-15	0-1	0-0	10	14	0	33
Hamby	0-0	0-0	0-0	2	0	0	11
TOTALS	25-65	3-12	9-19	38	62	7	200

Mississippi State

Player	FG	3FG	FT	RB	PT	A	Min
Carter	2-6	0-1	1-1	5	5	0	28
Burns	9-11	0-0	4-6	9	22	1	32
Ch. Nichols	2-6	0-0	2-3	8	6	1	26
Hartfield	1-3	1-1	0-0	2	3	4	24
Lockhart	4-6	1-1	1-1	0	10	2	33
Boykin	1-3	0-1	0-1	3	2	2	24
Ca. Nichols	1-1	0-0	3-6	0	5	0	10
Woodard	0-1	0-0	1-2	0	1	0	7
Watts	0-0	0-0	0-0	0	0	1	4
Clark	3-3	0-0	0-0	1	0	4	12
TOTALS	23-40	2-4	12-20	31	60	15	200

Halftime: MSU 31, DePaul 34. FG%: MSU 55.0%, DePaul 38.5%. 3FG%: MSU 50.0%, DePaul 25.0%. FT%: MSU 60.0%, DePaul 47.4%. Turnovers: MSU 20 (Lockhart 5), DePaul 10 (four players with 2).

BLUE DEMONS QUICK FACTS

Location.....Chicago, IL
 Founded1898
 Enrollment.....24,352
 Conference..... Big East
 Nickname..... Blue Demons
 ColorsRoyal Blue & Scarlet
 Arena Allstate Arena (18,500)
 PresidentRev. Dennis H. Holtschneider
 Athletic Director.....Jean Lenti Ponsetto
 Website.....www.depaulbluedemons.edu

2009-2010 Mississippi State Basketball
Mississippi State Combined Team Statistics (as of Dec 05, 2009)
All games

RECORD:	OVERALL	HOME	AWAY	NEUTRAL
ALL GAMES	5-2	4-1	0-0	1-1
CONFERENCE	0-0	0-0	0-0	0-0
NON-CONFERENCE	5-2	4-1	0-0	1-1

#	Player	gp-gs	min	avg	Total		3-Point		F-Throw		Rebounds								a	to	blk	stl	pts	avg			
					fg-fga	fg%	3fg-fga	3fg%	ft-fa	ft%	off	def	tot	avg	pf	dq											
32	Jarvis Varnado	7-7	187	26.7	37-55	.673	0-0	.000	27-39	.692	19	49	68	9.7	13	0	8	11	37	7	101	14.4					
03	Dee Bost	7-7	228	32.6	27-62	.435	21-40	.525	19-26	.731	3	29	32	4.6	14	1	32	18	0	8	94	13.4					
02	Ravern Johnson	7-7	192	27.4	34-70	.486	18-42	.429	1-1	1.000	5	18	23	3.3	8	0	8	9	3	4	87	12.4					
24	Kodi Augustus	5-4	109	21.8	15-32	.469	6-9	.667	22-25	.880	12	19	31	6.2	11	0	3	10	4	2	58	11.6					
22	Barry Stewart	7-7	233	33.3	27-69	.391	13-39	.333	11-15	.733	3	16	19	2.7	10	0	21	6	1	1	78	11.1					
25	Phil Turner	7-3	170	24.3	17-45	.378	6-18	.333	3-3	1.000	13	29	42	6.0	12	0	11	9	4	8	43	6.1					
05	Romero Osby	7-0	102	14.6	12-25	.480	2-6	.333	8-14	.571	7	15	22	3.1	8	0	6	10	4	2	34	4.9					
30	Wendell Lewis	7-0	58	8.3	7-15	.467	0-0	.000	3-4	.750	5	11	16	2.3	5	0	0	2	3	0	17	2.4					
15	Riley Benock	7-0	86	12.3	6-16	.375	4-14	.286	0-1	.000	0	6	6	0.9	1	0	7	6	1	5	16	2.3					
20	Taylor Luczak	4-0	7	1.8	1-1	1.000	1-1	1.000	0-0	.000	0	1	1	0.3	2	0	0	2	0	0	3	0.8					
12	Charles Parker	4-0	6	1.5	1-4	.250	0-1	.000	0-0	.000	0	0	0	0.0	2	0	0	2	0	0	2	0.5					
45	Elgin Bailey	4-0	17	4.3	0-4	.000	0-0	.000	1-5	.200	0	0	0	0.0	2	0	0	1	1	0	1	0.3					
33	Brandon Bolen	1-0	0	0.0	0-0	.000	0-0	.000	0-0	.000	1	0	1	1.0	0	0	0	0	0	0	0	0.0					
21	Baxter Price	4-0	5	1.3	0-0	.000	0-0	.000	0-0	.000	1	1	2	0.5	0	0	0	0	0	0	0	0.0					
Team											10	11	21									3					
Total.....		7	1400		184-398	.462	71-170	.418	95-133	.714	79	205	284	40.6	88	1	96	89	58	37	534	76.3					
Opponents.....		7	1400		160-413	.387	44-117	.376	63-89	.708	66	155	221	31.6	131	-	79	78	20	40	427	61.0					

TEAM STATISTICS	MS	OPP
SCORING	534	427
Points per game	76.3	61.0
Scoring margin	+15.3	-
FIELD GOALS-ATT	184-398	160-413
Field goal pct	.462	.387
3 POINT FG-ATT	71-170	44-117
3-point FG pct	.418	.376
3-pt FG made per game	10.1	6.3
FREE THROWS-ATT	95-133	63-89
Free throw pct	.714	.708
F-Throws made per game	13.6	9.0
REBOUNDS	284	221
Rebounds per game	40.6	31.6
Rebounding margin	+9.0	-
ASSISTS	96	79
Assists per game	13.7	11.3
TURNOVERS	89	78
Turnovers per game	12.7	11.1
Turnover margin	-1.6	-
Assist/turnover ratio	1.1	1.0
STEALS	37	40
Steals per game	5.3	5.7
BLOCKS	58	20
Blocks per game	8.3	2.9
ATTENDANCE	22064	1128
Home games-Avg/Game	5-4413	0-0
Neutral site-Avg/Game	-	2-564

Date	Opponent		Score	Att.
11-13-09	RIDER	L	74-88	7241
11-19-09	SE LOUISIANA	W	82-67	4544
11-21-09	BETHUNE-COOKMAN	W	67-51	3721
11-24-09	TEXAS-PAN AMERICAN	W	75-50	3214
11-27-09	vs Richmond	L	62-63	585
11-28-09	vs Old Dominion	W	69-55	543
12-05-09	ST. BONAVENTURE	W	105-53	3344

* - Conference game

Score by Periods	1st	2nd	Totals
Mississippi State	280	254	534
Opponents	215	212	427

2009-2010 Mississippi State Basketball
Mississippi State Team Game-by-Game Comparison (as of Dec 05, 2009)
All games

Opponent	1st	2nd	Score	Mar	Total FG	FG Pct	3-Pointers	3FG Pct	Free Throws	FT Pct	Rebounds	Assist	T/Over	Block	Steal	Fouls
RIDER	42/44	32/44	74-88	(14)	26-62/30-59	.419/.508	10-27/10-16	.370/.625	12-19/18-28	.632/.643	37/38 (1)	15/14	12/6	9/2	2/5	20/19
SE LOUISIANA	41/29	41/38	82-67	+15	28-62/26-66	.452/.394	10-25/8-20	.400/.400	16-21/7-9	.762/.778	47/30 +17	12/12	13/11	10/7	9/5	9/19
BETHUNE-COOKMAN	31/24	36/27	67-51	+16	24-56/18-52	.429/.346	8-20/4-12	.400/.333	11-15/11-13	.733/.846	37/32 +5	13/9	13/15	9/4	8/9	8/15
TEXAS-PAN AMERICAN	42/33	33/17	75-50	+25	30-57/19-65	.526/.292	9-22/7-21	.409/.333	6-11/5-8	.545/.625	45/33 +12	9/7	16/11	14/2	8/6	12/15
Richmond	32/35	30/28	62-63	(1)	18-54/22-44	.333/.500	9-25/8-19	.360/.421	17-23/11-14	.739/.786	41/24 +17	10/16	13/13	1/1	0/5	15/22
Old Dominion	36/28	33/27	69-55	+14	21-45/22-58	.467/.379	9-23/5-18	.391/.278	18-23/6-8	.783/.750	33/33 -	12/14	11/10	5/0	3/5	10/23
ST. BONAVENTURE	56/22	49/31	105-53	+52	37-62/23-69	.597/.333	16-28/2-11	.571/.182	15-21/5-9	.714/.556	44/31 +13	25/7	11/12	10/4	7/5	14/18

Note: Game totals are displayed in the format TEAM/OPPONENT for each category

2009-2010 Mississippi State Basketball
Mississippi State Category Leaders (as of Dec 05, 2009)
All games

Points	G	Pts	Pts/G
Jarvis Varnado	7	101	14.4
Dee Bost	7	94	13.4
Ravern Johnson	7	87	12.4
Barry Stewart	7	78	11.1
Kodi Augustus	5	58	11.6
Phil Turner	7	43	6.1
Romero Osby	7	34	4.9
Wendell Lewis	7	17	2.4
Riley Benock	7	16	2.3
Taylor Luczak	4	3	0.8
Charles Parker	4	2	0.5
Elgin Bailey	4	1	0.3

FG Percentage	FG	Att	Pct
Taylor Luczak	1	1	1.000
Jarvis Varnado	37	55	.673
Ravern Johnson	34	70	.486
Romero Osby	12	25	.480
Kodi Augustus	15	32	.469
Wendell Lewis	7	15	.467
Dee Bost	27	62	.435
Barry Stewart	27	69	.391
Phil Turner	17	45	.378
Riley Benock	6	16	.375
Charles Parker	1	4	.250
Elgin Bailey	0	4	.000

3-Point Percentage	3FG	Att	Pct
Taylor Luczak	1	1	1.000
Kodi Augustus	6	9	.667
Dee Bost	21	40	.525
Ravern Johnson	18	42	.429
Romero Osby	2	6	.333
Barry Stewart	13	39	.333
Phil Turner	6	18	.333
Riley Benock	4	14	.286
Charles Parker	0	1	.000

Free Throw Percent	FG	Att	Pct
Phil Turner	3	3	1.000
Ravern Johnson	1	1	1.000
Kodi Augustus	22	25	.880
Wendell Lewis	3	4	.750
Barry Stewart	11	15	.733
Dee Bost	19	26	.731
Jarvis Varnado	27	39	.692
Romero Osby	8	14	.571
Elgin Bailey	1	5	.200
Riley Benock	0	1	.000

Scoring Average	G	Pts	Avg/G
Jarvis Varnado	7	101	14.4
Dee Bost	7	94	13.4
Ravern Johnson	7	87	12.4
Kodi Augustus	5	58	11.6
Barry Stewart	7	78	11.1
Phil Turner	7	43	6.1
Romero Osby	7	34	4.9
Wendell Lewis	7	17	2.4
Riley Benock	7	16	2.3
Taylor Luczak	4	3	0.8
Charles Parker	4	2	0.5
Elgin Bailey	4	1	0.3

Field Goal Attempts	G	Att	Att/G
Ravern Johnson	7	70	10.0
Barry Stewart	7	69	9.9
Dee Bost	7	62	8.9
Jarvis Varnado	7	55	7.9
Phil Turner	7	45	6.4

Field Goals Made	G	Made	Made/G
Jarvis Varnado	7	37	5.3
Ravern Johnson	7	34	4.9
Barry Stewart	7	27	3.9
Dee Bost	7	27	3.9
Phil Turner	7	17	2.4

3-Point FG Attempts	G	Att	Att/G
Ravern Johnson	7	42	6.0
Dee Bost	7	40	5.7
Barry Stewart	7	39	5.6
Phil Turner	7	18	2.6
Riley Benock	7	14	2.0

3-Point FG Made	G	Made	Made/G
Dee Bost	7	21	3.0
Ravern Johnson	7	18	2.6
Barry Stewart	7	13	1.9
Phil Turner	7	6	0.9
Kodi Augustus	5	6	1.2

Free Throw Attempts	G	Att	Att/G
Jarvis Varnado	7	39	5.6
Dee Bost	7	26	3.7
Kodi Augustus	5	25	5.0
Barry Stewart	7	15	2.1
Romero Osby	7	14	2.0

Free Throws Made	G	Made	Made/G
Jarvis Varnado	7	27	3.9
Kodi Augustus	5	22	4.4
Dee Bost	7	19	2.7
Barry Stewart	7	11	1.6
Romero Osby	7	8	1.1

2009-2010 Mississippi State Basketball
Mississippi State Category Leaders (as of Dec 05, 2009)
All games

Rebounds	G	Reb	Reb/G
Jarvis Varnado	7	68	9.7
Phil Turner	7	42	6.0
Dee Bost	7	32	4.6
Kodi Augustus	5	31	6.2
Ravern Johnson	7	23	3.3

Rebound Average	G	Reb	Avg/G
Jarvis Varnado	7	68	9.7
Kodi Augustus	5	31	6.2
Phil Turner	7	42	6.0
Dee Bost	7	32	4.6
Ravern Johnson	7	23	3.3

Offensive Rebounds	G	No.	Avg/G
Jarvis Varnado	7	19	2.7
Phil Turner	7	13	1.9
Kodi Augustus	5	12	2.4
Romero Osby	7	7	1.0
Ravern Johnson	7	5	0.7
Wendell Lewis	7	5	0.7

Defensive Rebounds	G	No.	Avg/G
Jarvis Varnado	7	49	7.0
Dee Bost	7	29	4.1
Phil Turner	7	29	4.1
Kodi Augustus	5	19	3.8
Ravern Johnson	7	18	2.6

Fouls	G	No.	Per/G
Dee Bost	7	14	2.0
Jarvis Varnado	7	13	1.9
Phil Turner	7	12	1.7
Kodi Augustus	5	11	2.2
Barry Stewart	7	10	1.4

Foulouts	G	No.
Dee Bost	7	1

Assists	G	No.	Ast/G
Dee Bost	7	32	4.6
Barry Stewart	7	21	3.0
Phil Turner	7	11	1.6
Ravern Johnson	7	8	1.1
Jarvis Varnado	7	8	1.1

Steals	G	No.	Stl/G
Dee Bost	7	8	1.1
Phil Turner	7	8	1.1
Jarvis Varnado	7	7	1.0
Riley Benock	7	5	0.7
Ravern Johnson	7	4	0.6

Blocked Shots	G	No.	Blk/G
Jarvis Varnado	7	37	5.3
Phil Turner	7	4	0.6
Kodi Augustus	5	4	0.8
Romero Osby	7	4	0.6
Ravern Johnson	7	3	0.4
Wendell Lewis	7	3	0.4

Minutes	G	No.	Min/G
Barry Stewart	7	233	33.3
Dee Bost	7	228	32.6
Ravern Johnson	7	192	27.4
Jarvis Varnado	7	187	26.7
Phil Turner	7	170	24.3

Turnovers	G	No.	TO/G
Dee Bost	7	18	2.6
Jarvis Varnado	7	11	1.6
Romero Osby	7	10	1.4
Kodi Augustus	5	10	2.0
Phil Turner	7	9	1.3
Ravern Johnson	7	9	1.3

2009-2010 Mississippi State Basketball
Mississippi State Points-Rebounds-Assists (as of Dec 05, 2009)
All games

Opponent	Date	Score		02 JOHNSON,R	03 BOST,DEE	05 OSBY,ROME	12 PARKER,CH	15 BENOCK,RIL	20 LUCZAK,TAY	21 PRICE,BAXT	22 STEWART,B	24 AUGUSTUS,	25 TURNER,PHI	30 LEWIS,WEND	32 VARNADO,J
RIDER	11-13-09	74-88	L	10-1-1	14-2-7	4-3-0	DNP	0-0-1	DNP	DNP	7-3-3	9-5-0	8-5-1	0-1-0	22-14-2
SLU	11-19-09	82-67	w	17-3-0	10-5-4	5-4-1	0-0-0	2-2-1	3-0-0	0-0-0	13-3-1	DNP	10-14-3	2-2-0	20-9-2
BCU	11-21-09	67-51	w	10-2-0	10-4-2	7-6-3	0-0-0	5-2-0	0-0-0	0-0-0	10-1-4	DNP	9-5-2	6-5-0	10-10-2
TPA	11-24-09	75-50	w	11-3-0	13-6-4	8-2-2	2-0-0	0-1-0	0-1-0	0-0-0	12-2-0	9-8-0	5-3-2	2-1-0	12-15-1
vs UR	11-27-09	62-63	L	15-6-1	5-3-4	4-1-0	DNP	0-1-0	DNP	DNP	13-3-3	13-6-0	4-9-2	0-2-0	8-6-0
vs ODU	11-28-09	69-55	w	6-3-3	25-4-4	1-1-0	DNP	0-0-0	DNP	DNP	10-3-3	10-7-2	2-6-0	0-0-0	15-6-0
SBU	12-05-09	105-53	w	18-5-3	17-8-7	5-5-0	0-0-0	9-0-5	0-0-0	0-2-0	13-4-7	17-5-1	5-0-1	7-5-0	14-8-1

Opponent	Date	Score		33 BOLEN,BRA	45 BAILEY,ELG
RIDER	11-13-09	74-88	L	DNP	DNP
SLU	11-19-09	82-67	w	DNP	0-0-0
BCU	11-21-09	67-51	w	DNP	DNP
TPA	11-24-09	75-50	w	DNP	1-0-0
vs UR	11-27-09	62-63	L	0-1-0	0-0-0
vs ODU	11-28-09	69-55	w	DNP	0-0-0
SBU	12-05-09	105-53	w	DNP	DNP

2009-2010 Mississippi State Basketball
Mississippi State Game-by-Game Highs (as of Dec 05, 2009)
All games

Opponent	Date	Score	Points	Rebounds	Assists	Steals	Blocked shots
RIDER	11-13-09	74-88	22-Jarvis Varnado	14-Jarvis Varnado	7-Dee Bost	1-Phil Turner Dee Bost	7-Jarvis Varnado
SE LOUISIANA	11-19-09	82-67	20-Jarvis Varnado	14-Phil Turner	4-Dee Bost	3-Jarvis Varnado	8-Jarvis Varnado
BETHUNE-COOKMAN	11-21-09	67-51	10-Dee Bost Barry Stewart Ravern Johnson Jarvis Varnado	10-Jarvis Varnado	4-Barry Stewart	2-Riley Benock Ravern Johnson Phil Turner Dee Bost	4-Jarvis Varnado
TEXAS-PAN AMERICAN	11-24-09	75-50	13-Dee Bost	15-Jarvis Varnado	4-Dee Bost	3-Phil Turner	8-Jarvis Varnado
vs Richmond	11-27-09	62-63	15-Ravern Johnson	9-Phil Turner	4-Dee Bost	None	1-Jarvis Varnado
vs Old Dominion	11-28-09	69-55	25-Dee Bost	7-Kodi Augustus	4-Dee Bost	2-Kodi Augustus	5-Jarvis Varnado
ST. BONAVENTURE	12-05-09	105-53	18-Ravern Johnson	8-Dee Bost Jarvis Varnado	7-Dee Bost Barry Stewart	3-Jarvis Varnado	4-Jarvis Varnado

2009-2010 Mississippi State Basketball
Mississippi State Team High/Low Analysis (as of Dec 05, 2009)
All games

Mississippi State - TEAM GAME HIGHS

POINTS	105	ST. BONAVENTURE (12-05-09)
	82	SE LOUISIANA (11-19-09)
	75	TEXAS-PAN AMERICAN (11-24-09)
	74	RIDER (11-13-09)
	69	vs Old Dominion (11-28-09)
FIELD GOALS MADE	37	ST. BONAVENTURE (12-05-09)
	30	TEXAS-PAN AMERICAN (11-24-09)
FIELD GOAL ATTEMPTS	62	ST. BONAVENTURE (12-05-09)
	62	SE LOUISIANA (11-19-09)
	62	RIDER (11-13-09)
FIELD GOAL PERCENTAGE	.597 (37-62)	ST. BONAVENTURE (12-05-09)
	.526 (30-57)	TEXAS-PAN AMERICAN (11-24-09)
3 PT FIELD GOALS MADE	16	ST. BONAVENTURE (12-05-09)
	10	SE LOUISIANA (11-19-09)
	10	RIDER (11-13-09)
3 PT FG ATTEMPTS	28	ST. BONAVENTURE (12-05-09)
	27	RIDER (11-13-09)
3 PT FG PERCENTAGE	.571 (16-28)	ST. BONAVENTURE (12-05-09)
	.409 (9-22)	TEXAS-PAN AMERICAN (11-24-09)
FREE THROWS MADE	18	vs Old Dominion (11-28-09)
	17	vs Richmond (11-27-09)
FREE THROW ATTEMPTS	23	vs Old Dominion (11-28-09)
	23	vs Richmond (11-27-09)
FREE THROW PERCENTAGE	.783 (18-23)	vs Old Dominion (11-28-09)
	.762 (16-21)	SE LOUISIANA (11-19-09)
REBOUNDS	47	SE LOUISIANA (11-19-09)
	45	TEXAS-PAN AMERICAN (11-24-09)
ASSISTS	25	ST. BONAVENTURE (12-05-09)
	15	RIDER (11-13-09)
STEALS	9	SE LOUISIANA (11-19-09)
	8	TEXAS-PAN AMERICAN (11-24-09)
	8	BETHUNE-COOKMAN (11-21-09)
BLOCKED SHOTS	14	TEXAS-PAN AMERICAN (11-24-09)
	10	ST. BONAVENTURE (12-05-09)
	10	SE LOUISIANA (11-19-09)
TURNOVERS	16	TEXAS-PAN AMERICAN (11-24-09)
	13	vs Richmond (11-27-09)
	13	BETHUNE-COOKMAN (11-21-09)
	13	SE LOUISIANA (11-19-09)
FOULS	20	RIDER (11-13-09)
	15	vs Richmond (11-27-09)

2009-2010 Mississippi State Basketball
Mississippi State High/Low Analysis (as of Dec 05, 2009)
All games

Opponent - GAME HIGHS

POINTS	88		RIDER (11-13-09)
	67		SE LOUISIANA (11-19-09)
	63		vs Richmond (11-27-09)
	55		vs Old Dominion (11-28-09)
	53		ST. BONAVENTURE (12-05-09)
FIELD GOALS MADE	30		RIDER (11-13-09)
	26		SE LOUISIANA (11-19-09)
FIELD GOAL ATTEMPTS	69		ST. BONAVENTURE (12-05-09)
	66		SE LOUISIANA (11-19-09)
FIELD GOAL PERCENTAGE	.508	(30-59)	RIDER (11-13-09)
	.500	(22-44)	vs Richmond (11-27-09)
3 PT FIELD GOALS MADE	10		RIDER (11-13-09)
	8		vs Richmond (11-27-09)
	8		SE LOUISIANA (11-19-09)
3 PT FG ATTEMPTS	21		TEXAS-PAN AMERICAN (11-24-09)
	20		SE LOUISIANA (11-19-09)
3 PT FG PERCENTAGE	.625	(10-16)	RIDER (11-13-09)
	.421	(8-19)	vs Richmond (11-27-09)
FREE THROWS MADE	18		RIDER (11-13-09)
	11		vs Richmond (11-27-09)
	11		BETHUNE-COOKMAN (11-21-09)
FREE THROW ATTEMPTS	28		RIDER (11-13-09)
	14		vs Richmond (11-27-09)
FREE THROW PERCENTAGE	.846	(11-13)	BETHUNE-COOKMAN (11-21-09)
	.786	(11-14)	vs Richmond (11-27-09)
REBOUNDS	38		RIDER (11-13-09)
	33		vs Old Dominion (11-28-09)
	33		TEXAS-PAN AMERICAN (11-24-09)
ASSISTS	16		vs Richmond (11-27-09)
	14		vs Old Dominion (11-28-09)
	14		RIDER (11-13-09)
STEALS	9		BETHUNE-COOKMAN (11-21-09)
	6		TEXAS-PAN AMERICAN (11-24-09)
BLOCKED SHOTS	7		SE LOUISIANA (11-19-09)
	4		ST. BONAVENTURE (12-05-09)
	4		BETHUNE-COOKMAN (11-21-09)
TURNOVERS	15		BETHUNE-COOKMAN (11-21-09)
	13		vs Richmond (11-27-09)
FOULS	23		vs Old Dominion (11-28-09)
	22		vs Richmond (11-27-09)

2009-2010 Mississippi State Basketball
Mississippi State High/Low Analysis (as of Dec 05, 2009)
All games

Mississippi State - GAME LOWS

POINTS	62	vs Richmond (11-27-09)
	67	BETHUNE-COOKMAN (11-21-09)
	69	vs Old Dominion (11-28-09)
	74	RIDER (11-13-09)
	75	TEXAS-PAN AMERICAN (11-24-09)
FIELD GOALS MADE	18	vs Richmond (11-27-09)
	21	vs Old Dominion (11-28-09)
FIELD GOAL ATTEMPTS	45	vs Old Dominion (11-28-09)
	54	vs Richmond (11-27-09)
FIELD GOAL PERCENTAGE	.333 (18-54)	vs Richmond (11-27-09)
	.419 (26-62)	RIDER (11-13-09)
3 PT FIELD GOALS MADE	8	BETHUNE-COOKMAN (11-21-09)
	9	TEXAS-PAN AMERICAN (11-24-09)
	9	vs Richmond (11-27-09)
	9	vs Old Dominion (11-28-09)
3 PT FG ATTEMPTS	20	BETHUNE-COOKMAN (11-21-09)
	22	TEXAS-PAN AMERICAN (11-24-09)
3 PT FG PERCENTAGE	.360 (9-25)	vs Richmond (11-27-09)
	.370 (10-27)	RIDER (11-13-09)
FREE THROWS MADE	6	TEXAS-PAN AMERICAN (11-24-09)
	11	BETHUNE-COOKMAN (11-21-09)
FREE THROW ATTEMPTS	11	TEXAS-PAN AMERICAN (11-24-09)
	15	BETHUNE-COOKMAN (11-21-09)
FREE THROW PERCENTAGE	.545 (6-11)	TEXAS-PAN AMERICAN (11-24-09)
	.632 (12-19)	RIDER (11-13-09)
REBOUNDS	33	vs Old Dominion (11-28-09)
	37	RIDER (11-13-09)
	37	BETHUNE-COOKMAN (11-21-09)
ASSISTS	9	TEXAS-PAN AMERICAN (11-24-09)
	10	vs Richmond (11-27-09)
STEALS	0	vs Richmond (11-27-09)
	2	RIDER (11-13-09)
BLOCKED SHOTS	1	vs Richmond (11-27-09)
	5	vs Old Dominion (11-28-09)
TURNOVERS	11	vs Old Dominion (11-28-09)
	11	ST. BONAVENTURE (12-05-09)
FOULS	8	BETHUNE-COOKMAN (11-21-09)
	9	SE LOUISIANA (11-19-09)

2009-2010 Mississippi State Basketball
Mississippi State High/Low Analysis (as of Dec 05, 2009)
All games

Opponent - GAME LOWS

POINTS	50	TEXAS-PAN AMERICAN (11-24-09)
	51	BETHUNE-COOKMAN (11-21-09)
	53	ST. BONAVENTURE (12-05-09)
	55	vs Old Dominion (11-28-09)
	63	vs Richmond (11-27-09)
FIELD GOALS MADE	18	BETHUNE-COOKMAN (11-21-09)
	19	TEXAS-PAN AMERICAN (11-24-09)
FIELD GOAL ATTEMPTS	44	vs Richmond (11-27-09)
	52	BETHUNE-COOKMAN (11-21-09)
FIELD GOAL PERCENTAGE	.292 (19-65)	TEXAS-PAN AMERICAN (11-24-09)
	.333 (23-69)	ST. BONAVENTURE (12-05-09)
3 PT FIELD GOALS MADE	2	ST. BONAVENTURE (12-05-09)
	4	BETHUNE-COOKMAN (11-21-09)
3 PT FG ATTEMPTS	11	ST. BONAVENTURE (12-05-09)
	12	BETHUNE-COOKMAN (11-21-09)
3 PT FG PERCENTAGE	.182 (2-11)	ST. BONAVENTURE (12-05-09)
	.278 (5-18)	vs Old Dominion (11-28-09)
FREE THROWS MADE	5	TEXAS-PAN AMERICAN (11-24-09)
	5	ST. BONAVENTURE (12-05-09)
FREE THROW ATTEMPTS	8	TEXAS-PAN AMERICAN (11-24-09)
	8	vs Old Dominion (11-28-09)
FREE THROW PERCENTAGE	.556 (5-9)	ST. BONAVENTURE (12-05-09)
	.625 (5-8)	TEXAS-PAN AMERICAN (11-24-09)
REBOUNDS	24	vs Richmond (11-27-09)
	30	SE LOUISIANA (11-19-09)
ASSISTS	7	TEXAS-PAN AMERICAN (11-24-09)
	7	ST. BONAVENTURE (12-05-09)
STEALS	5	RIDER (11-13-09)
	5	SE LOUISIANA (11-19-09)
	5	vs Richmond (11-27-09)
	5	vs Old Dominion (11-28-09)
	5	ST. BONAVENTURE (12-05-09)
BLOCKED SHOTS	0	vs Old Dominion (11-28-09)
	1	vs Richmond (11-27-09)
TURNOVERS	6	RIDER (11-13-09)
	10	vs Old Dominion (11-28-09)
FOULS	15	BETHUNE-COOKMAN (11-21-09)
	15	TEXAS-PAN AMERICAN (11-24-09)

2009-2010 Mississippi State Basketball
Mississippi State Player High/Low Analysis (as of Dec 05, 2009)
All games

Mississippi State - INDIVIDUAL GAME HIGHS

Points	25		Dee Bost vs Old Dominion (11-28-09)
	22		Jarvis Varnado vs Rider (11-13-09)
	20		Jarvis Varnado vs SE Louisiana (11-19-09)
	18		Ravern Johnson vs St. Bonaventure (12-05-09)
	17		Dee Bost vs St. Bonaventure (12-05-09)
	17		Kodi Augustus vs St. Bonaventure (12-05-09)
	17		Ravern Johnson vs SE Louisiana (11-19-09)
Field Goals Made	8		Dee Bost vs Old Dominion (11-28-09)
	8		Jarvis Varnado vs Rider (11-13-09)
Field Goal Att.	13		Dee Bost vs Old Dominion (11-28-09)
	13		Ravern Johnson vs SE Louisiana (11-19-09)
FG Pct (min 5 made)	1.000	(8-8)	Jarvis Varnado vs Rider (11-13-09)
	.857	(6-7)	Jarvis Varnado vs Old Dominion (11-28-09)
3-Point FG Made	6		Dee Bost vs Old Dominion (11-28-09)
	5		Dee Bost vs St. Bonaventure (12-05-09)
3-Point FG Att.	9		Dee Bost vs Old Dominion (11-28-09)
	8		Ravern Johnson vs Rider (11-13-09)
3-Pt FG Pct (min 2 made)	.750	(3-4)	Kodi Augustus vs St. Bonaventure (12-05-09)
	.750	(3-4)	Riley Benock vs St. Bonaventure (12-05-09)
Free Throws Made	8		Kodi Augustus vs Old Dominion (11-28-09)
	8		Kodi Augustus vs Richmond (11-27-09)
	8		Jarvis Varnado vs SE Louisiana (11-19-09)
Free Throw Att.	10		Jarvis Varnado vs SE Louisiana (11-19-09)
	8		Kodi Augustus vs St. Bonaventure (12-05-09)
	8		Kodi Augustus vs Old Dominion (11-28-09)
	8		Kodi Augustus vs Richmond (11-27-09)
	8		Jarvis Varnado vs Rider (11-13-09)
FT Pct (min 3 made)	1.000	(8-8)	Kodi Augustus vs Old Dominion (11-28-09)
	1.000	(8-8)	Kodi Augustus vs Richmond (11-27-09)
	1.000	(4-4)	Jarvis Varnado vs Richmond (11-27-09)
	1.000	(4-4)	Dee Bost vs Bethune-Cookman (11-21-09)
	1.000	(4-4)	Barry Stewart vs SE Louisiana (11-19-09)
	1.000	(3-3)	Barry Stewart vs Old Dominion (11-28-09)
	1.000	(3-3)	Dee Bost vs Texas-Pan American (11-24-09)
Rebounds	15		Jarvis Varnado vs Texas-Pan American (11-24-09)
	14		Phil Turner vs SE Louisiana (11-19-09)
	14		Jarvis Varnado vs Rider (11-13-09)
Assists	7		Dee Bost vs St. Bonaventure (12-05-09)
	7		Barry Stewart vs St. Bonaventure (12-05-09)
	7		Dee Bost vs Rider (11-13-09)
Steals	3		Jarvis Varnado vs St. Bonaventure (12-05-09)
	3		Phil Turner vs Texas-Pan American (11-24-09)
	3		Jarvis Varnado vs SE Louisiana (11-19-09)
Blocked Shots	8		Jarvis Varnado vs Texas-Pan American (11-24-09)
	8		Jarvis Varnado vs SE Louisiana (11-19-09)
Turnovers	5		Barry Stewart vs Richmond (11-27-09)
	5		Ravern Johnson vs Texas-Pan American (11-24-09)
	5		Dee Bost vs Bethune-Cookman (11-21-09)
Fouls	5		Dee Bost vs Rider (11-13-09)
	4		Dee Bost vs St. Bonaventure (12-05-09)
	4		Jarvis Varnado vs Richmond (11-27-09)
	4		Ravern Johnson vs Texas-Pan American (11-24-09)
	4		Kodi Augustus vs Rider (11-13-09)

2009-2010 Mississippi State Basketball
Mississippi State Opponent High/Low Analysis (as of Dec 05, 2009)
All games

OPPONENT INDIVIDUAL GAME HIGHS

Points	21		Novar Gadson vs Rider (11-13-09)
	21		Mike Ringgold vs Rider (11-13-09)
	20		Lee, Gerald vs Old Dominion (11-28-09)
	20		Patrick Sullivan vs SE Louisiana (11-19-09)
	19		BUTLER, Ryan vs Richmond (11-27-09)
Field Goals Made	10		Mike Ringgold vs Rider (11-13-09)
	9		Lee, Gerald vs Old Dominion (11-28-09)
	9		Patrick Sullivan vs SE Louisiana (11-19-09)
Field Goal Att.	21		Patrick Sullivan vs SE Louisiana (11-19-09)
	19		REED,C J vs Bethune-Cookman (11-21-09)
	19		Mike Ringgold vs Rider (11-13-09)
FG Pct (min 5 made)	.636	(7-11)	Novar Gadson vs Rider (11-13-09)
	.600	(9-15)	Lee, Gerald vs Old Dominion (11-28-09)
	.600	(6-10)	BUTLER, Ryan vs Richmond (11-27-09)
3-Point FG Made	4		Trent Hutchin vs SE Louisiana (11-19-09)
	4		Ryan Thompson vs Rider (11-13-09)
3-Point FG Att.	8		Trent Hutchin vs SE Louisiana (11-19-09)
	6		James, Darius vs Old Dominion (11-28-09)
	6		Nick Weiermiller vs Texas-Pan American (11-24-09)
	6		Ryan Thompson vs Rider (11-13-09)
3-Pt FG Pct (min 2 made)	1.000	(2-2)	HARPER, Justin vs Richmond (11-27-09)
	1.000	(2-2)	Novar Gadson vs Rider (11-13-09)
	1.000	(2-2)	Justin Robinson vs Rider (11-13-09)
Free Throws Made	7		Justin Robinson vs Rider (11-13-09)
	5		BUTLER, Ryan vs Richmond (11-27-09)
	5		Novar Gadson vs Rider (11-13-09)
Free Throw Att.	9		Justin Robinson vs Rider (11-13-09)
	7		Novar Gadson vs Rider (11-13-09)
FT Pct (min 3 made)	1.000	(5-5)	BUTLER, Ryan vs Richmond (11-27-09)
	1.000	(4-4)	ADAMS,TYREL vs Bethune-Cookman (11-21-09)
	1.000	(4-4)	Jhamar Youngblood vs Rider (11-13-09)
Rebounds	11		ABRAHAMAS,ALBERT vs Bethune-Cookman (11-21-09)
	11		Novar Gadson vs Rider (11-13-09)
Assists	5		GERIOT, Dan vs Richmond (11-27-09)
	4		GONZALVEZ, David vs Richmond (11-27-09)
	4		REED,C J vs Bethune-Cookman (11-21-09)
	4		Deshawn Patterson vs SE Louisiana (11-19-09)
	4		Justin Robinson vs Rider (11-13-09)
Steals	3		ANDERSON, Kevin vs Richmond (11-27-09)
	3		Ben Smith vs Texas-Pan American (11-24-09)
	3		REED,C J vs Bethune-Cookman (11-21-09)
	3		Deshawn Patterson vs SE Louisiana (11-19-09)
	3		Novar Gadson vs Rider (11-13-09)
Blocked Shots	3		Marquise Simmons vs St. Bonaventure (12-05-09)
	3		Patrick Sullivan vs SE Louisiana (11-19-09)
Turnovers	4		Malcolm Eleby vs St. Bonaventure (12-05-09)
	4		REED,C J vs Bethune-Cookman (11-21-09)
Fouls	5		Marquise Simmons vs St. Bonaventure (12-05-09)
	5		GARRETT, Darrius vs Richmond (11-27-09)
	5		Jermaine Jackson vs Rider (11-13-09)

2009-2010 Mississippi State Basketball
Mississippi State Individual Game-by-Game (as of Dec 05, 2009)
All games

#02 Ravern Johnson

Opponent	Date	gs	min	Total		3-Pointers		Free throws		Rebounds				pf	a	t/o	blk	stl	pts	avg
				fg-fga	pct	3fg-fga	pct	ft-fta	pct	off	def	tot	avg							
RIDER	11-13-09	*	29	4-11	.364	2-8	.250	0-0	.000	0	1	1	1.0	1	1	0	0	0	10	10.0
SE LOUISIANA	11-19-09	*	31	7-13	.538	3-6	.500	0-0	.000	1	2	3	2.0	2	0	1	0	1	17	13.5
BETHUNE-COOKMAN	11-21-09	*	26	4-10	.400	2-6	.333	0-0	.000	0	2	2	2.0	0	0	1	1	2	10	12.3
TEXAS-PAN AMERICAN	11-24-09	*	25	4-8	.500	2-5	.400	1-1	1.000	1	2	3	2.3	4	0	5	2	1	11	12.0
vs Richmond	11-27-09	*	31	6-11	.545	3-6	.500	0-0	.000	3	3	6	3.0	1	1	0	0	0	15	12.6
vs Old Dominion	11-28-09	*	26	2-6	.333	2-5	.400	0-0	.000	0	3	3	3.0	0	3	2	0	0	6	11.5
ST. BONAVENTURE	12-05-09	*	24	7-11	.636	4-6	.667	0-0	.000	0	5	5	3.3	0	3	0	0	0	18	12.4
Totals		7	192	34-70	.486	18-42	.429	1-1	1.000	5	18	23	3.3	8	8	9	3	4	87	12.4

Games played: 7
Minutes/game: 27.4
Points/game: 12.4
FG Pct: 48.6
3FG Pct: 42.9
FT Pct: 100.0

Rebounds/game: 3.3
Assists/game: 1.1
Turnovers/game: 1.3
Assist/turnover ratio: 0.9
Steals/game: 0.6
Blocks/game: 0.4

#03 Dee Bost

Opponent	Date	gs	min	Total		3-Pointers		Free throws		Rebounds				pf	a	t/o	blk	stl	pts	avg
				fg-fga	pct	3fg-fga	pct	ft-fta	pct	off	def	tot	avg							
RIDER	11-13-09	*	39	3-11	.273	3-6	.500	5-6	.833	1	1	2	2.0	5	7	2	0	1	14	14.0
SE LOUISIANA	11-19-09	*	32	3-5	.600	2-3	.667	2-5	.400	0	5	5	3.5	1	4	3	0	1	10	12.0
BETHUNE-COOKMAN	11-21-09	*	31	2-7	.286	2-4	.500	4-4	1.000	1	3	4	3.7	0	2	5	0	2	10	11.3
TEXAS-PAN AMERICAN	11-24-09	*	30	4-10	.400	2-6	.333	3-3	1.000	0	6	6	4.3	1	4	4	0	2	13	11.8
vs Richmond	11-27-09	*	35	1-7	.143	1-5	.200	2-4	.500	0	3	3	4.0	3	4	2	0	0	5	10.4
vs Old Dominion	11-28-09	*	37	8-13	.615	6-9	.667	3-4	.750	0	4	4	4.0	0	4	1	0	1	25	12.8
ST. BONAVENTURE	12-05-09	*	24	6-9	.667	5-7	.714	0-0	.000	1	7	8	4.6	4	7	1	0	1	17	13.4
Totals		7	228	27-62	.435	21-40	.525	19-26	.731	3	29	32	4.6	14	32	18	0	8	94	13.4

Games played: 7
Minutes/game: 32.6
Points/game: 13.4
FG Pct: 43.5
3FG Pct: 52.5
FT Pct: 73.1

Rebounds/game: 4.6
Assists/game: 4.6
Turnovers/game: 2.6
Assist/turnover ratio: 1.8
Steals/game: 1.1

#05 Romero Osby

Opponent	Date	gs	min	Total		3-Pointers		Free throws		Rebounds				pf	a	t/o	blk	stl	pts	avg
				fg-fga	pct	3fg-fga	pct	ft-fta	pct	off	def	tot	avg							
RIDER	11-13-09		11	2-3	.667	0-0	.000	0-0	.000	1	2	3	3.0	1	0	1	1	0	4	4.0
SE LOUISIANA	11-19-09		13	2-5	.400	1-2	.500	0-0	.000	2	2	4	3.5	1	1	2	0	0	5	4.5
BETHUNE-COOKMAN	11-21-09		24	2-6	.333	0-2	.000	3-4	.750	1	5	6	4.3	1	3	1	2	0	7	5.3
TEXAS-PAN AMERICAN	11-24-09		15	3-6	.500	1-2	.500	1-1	1.000	1	1	2	3.8	1	2	1	0	0	8	6.0
vs Richmond	11-27-09		8	1-1	1.000	0-0	.000	2-4	.500	1	0	1	3.2	1	0	1	0	0	4	5.6
vs Old Dominion	11-28-09		14	0-1	.000	0-0	.000	1-2	.500	0	1	1	2.8	2	0	1	0	0	1	4.8
ST. BONAVENTURE	12-05-09		17	2-3	.667	0-0	.000	1-3	.333	1	4	5	3.1	1	0	3	1	2	5	4.9
Totals		0	102	12-25	.480	2-6	.333	8-14	.571	7	15	22	3.1	8	6	10	4	2	34	4.9

Games played: 7
Minutes/game: 14.6
Points/game: 4.9
FG Pct: 48.0
3FG Pct: 33.3
FT Pct: 57.1

Rebounds/game: 3.1
Assists/game: 0.9
Turnovers/game: 1.4
Assist/turnover ratio: 0.6
Steals/game: 0.3
Blocks/game: 0.6

2009-2010 Mississippi State Basketball
Mississippi State Individual Game-by-Game (as of Dec 05, 2009)
All games

#12 Charles Parker

Opponent	Date	gs	min	Total		3-Pointers		Free throws		Rebounds				pf	a	t/o	blk	stl	pts	avg
				fg-fga	pct	3fg-fga	pct	ft-fa	pct	off	def	tot	avg							
SE LOUISIANA	11-19-09		1	0-0	.000	0-0	.000	0-0	.000	0	0	0	0.0	0	0	0	0	0	0	0.0
BETHUNE-COOKMAN	11-21-09		1	0-1	.000	0-0	.000	0-0	.000	0	0	0	0.0	1	0	1	0	0	0	0.0
TEXAS-PAN AMERICAN	11-24-09		1	1-1	1.000	0-0	.000	0-0	.000	0	0	0	0.0	0	0	0	0	0	2	0.7
ST. BONAVENTURE	12-05-09		3	0-2	.000	0-1	.000	0-0	.000	0	0	0	0.0	1	0	1	0	0	0	0.5
Totals		0	6	1-4	.250	0-1	.000	0-0	.000	0	0	0	0.0	2	0	2	0	0	2	0.5

Games played: 4
Minutes/game: 1.5
Points/game: 0.5
FG Pct: 25.0
3FG Pct: 0.0

Turnovers/game: 0.5

#15 Riley Benock

Opponent	Date	gs	min	Total		3-Pointers		Free throws		Rebounds				pf	a	t/o	blk	stl	pts	avg
				fg-fga	pct	3fg-fga	pct	ft-fa	pct	off	def	tot	avg							
RIDER	11-13-09		4	0-2	.000	0-2	.000	0-0	.000	0	0	0	0.0	0	1	1	0	0	0	0.0
SE LOUISIANA	11-19-09		15	1-3	.333	0-2	.000	0-0	.000	0	2	2	1.0	1	1	0	0	2	2	1.0
BETHUNE-COOKMAN	11-21-09		19	2-4	.500	1-3	.333	0-0	.000	0	2	2	1.3	0	0	2	0	2	5	2.3
TEXAS-PAN AMERICAN	11-24-09		12	0-0	.000	0-0	.000	0-0	.000	0	1	1	1.3	0	0	0	1	1	0	1.8
vs Richmond	11-27-09		10	0-3	.000	0-3	.000	0-1	.000	0	1	1	1.2	0	0	0	0	0	0	1.4
vs Old Dominion	11-28-09		10	0-0	.000	0-0	.000	0-0	.000	0	0	0	1.0	0	0	3	0	0	0	1.2
ST. BONAVENTURE	12-05-09		16	3-4	.750	3-4	.750	0-0	.000	0	0	0	0.9	0	5	0	0	0	9	2.3
Totals		0	86	6-16	.375	4-14	.286	0-1	.000	0	6	6	0.9	1	7	6	1	5	16	2.3

Games played: 7
Minutes/game: 12.3
Points/game: 2.3
FG Pct: 37.5
3FG Pct: 28.6
FT Pct: 0.0

Rebounds/game: 0.9
Assists/game: 1.0
Turnovers/game: 0.9
Assist/turnover ratio: 1.2
Steals/game: 0.7
Blocks/game: 0.1

#20 Taylor Luczak

Opponent	Date	gs	min	Total		3-Pointers		Free throws		Rebounds				pf	a	t/o	blk	stl	pts	avg
				fg-fga	pct	3fg-fga	pct	ft-fa	pct	off	def	tot	avg							
SE LOUISIANA	11-19-09		1	1-1	1.000	1-1	1.000	0-0	.000	0	0	0	0.0	0	0	0	0	0	3	3.0
BETHUNE-COOKMAN	11-21-09		1	0-0	.000	0-0	.000	0-0	.000	0	0	0	0.0	1	0	1	0	0	0	1.5
TEXAS-PAN AMERICAN	11-24-09		2	0-0	.000	0-0	.000	0-0	.000	0	1	1	0.3	0	0	0	0	0	0	1.0
ST. BONAVENTURE	12-05-09		3	0-0	.000	0-0	.000	0-0	.000	0	0	0	0.3	1	0	1	0	0	0	0.8
Totals		0	7	1-1	1.000	1-1	1.000	0-0	.000	0	1	1	0.3	2	0	2	0	0	3	0.8

Games played: 4
Minutes/game: 1.8
Points/game: 0.8
FG Pct: 100.0
3FG Pct: 100.0

Rebounds/game: 0.3
Turnovers/game: 0.5

2009-2010 Mississippi State Basketball
Mississippi State Individual Game-by-Game (as of Dec 05, 2009)
All games

#21 Baxter Price

Opponent	Date	gs	min	Total		3-Pointers		Free throws		Rebounds				pf	a	t/o	blk	stl	pts	avg
				fg-fga	pct	3fg-fga	pct	ft-fta	pct	off	def	tot	avg							
SE LOUISIANA	11-19-09		1	0-0	.000	0-0	.000	0-0	.000	0	0	0	0.0	0	0	0	0	0	0	0.0
BETHUNE-COOKMAN	11-21-09		1	0-0	.000	0-0	.000	0-0	.000	0	0	0	0.0	0	0	0	0	0	0	0.0
TEXAS-PAN AMERICAN	11-24-09		1	0-0	.000	0-0	.000	0-0	.000	0	0	0	0.0	0	0	0	0	0	0	0.0
ST. BONAVENTURE	12-05-09		2	0-0	.000	0-0	.000	0-0	.000	1	1	2	0.5	0	0	0	0	0	0	0.0
Totals		0	5	0-0	.000	0-0	.000	0-0	.000	1	1	2	0.5	0	0	0	0	0	0	0.0

Games played: 4
Minutes/game: 1.3

Rebounds/game: 0.5

#22 Barry Stewart

Opponent	Date	gs	min	Total		3-Pointers		Free throws		Rebounds				pf	a	t/o	blk	stl	pts	avg
				fg-fga	pct	3fg-fga	pct	ft-fta	pct	off	def	tot	avg							
RIDER	11-13-09	*	37	2-10	.200	2-7	.286	1-4	.250	1	2	3	3.0	3	3	0	0	0	7	7.0
SE LOUISIANA	11-19-09	*	32	4-11	.364	1-5	.200	4-4	1.000	0	3	3	3.0	1	1	0	0	1	13	10.0
BETHUNE-COOKMAN	11-21-09	*	31	3-6	.500	2-4	.500	2-2	1.000	0	1	1	2.3	1	4	1	1	0	10	10.0
TEXAS-PAN AMERICAN	11-24-09	*	31	5-10	.500	2-5	.400	0-0	.000	0	2	2	2.3	1	0	0	0	0	12	10.5
vs Richmond	11-27-09	*	35	4-10	.400	4-6	.667	1-2	.500	2	1	3	2.4	1	3	5	0	0	13	11.0
vs Old Dominion	11-28-09	*	34	3-10	.300	1-7	.143	3-3	1.000	0	3	3	2.5	1	3	0	0	0	10	10.8
ST. BONAVENTURE	12-05-09	*	33	6-12	.500	1-5	.200	0-0	.000	0	4	4	2.7	2	7	0	0	0	13	11.1
Totals		7	233	27-69	.391	13-39	.333	11-15	.733	3	16	19	2.7	10	21	6	1	1	78	11.1

Games played: 7
Minutes/game: 33.3
Points/game: 11.1
FG Pct: 39.1
3FG Pct: 33.3
FT Pct: 73.3

Rebounds/game: 2.7
Assists/game: 3.0
Turnovers/game: 0.9
Assist/turnover ratio: 3.5
Steals/game: 0.1
Blocks/game: 0.1

#24 Kodi Augustus

Opponent	Date	gs	min	Total		3-Pointers		Free throws		Rebounds				pf	a	t/o	blk	stl	pts	avg
				fg-fga	pct	3fg-fga	pct	ft-fta	pct	off	def	tot	avg							
RIDER	11-13-09	*	15	4-9	.444	1-1	1.000	0-1	.000	2	3	5	5.0	4	0	1	1	0	9	9.0
TEXAS-PAN AMERICAN	11-24-09		21	4-7	.571	1-1	1.000	0-0	.000	3	5	8	6.5	1	0	3	2	0	9	9.0
vs Richmond	11-27-09	*	25	2-7	.286	1-2	.500	8-8	1.000	3	3	6	6.3	2	0	3	0	0	13	10.3
vs Old Dominion	11-28-09	*	24	1-4	.250	0-1	.000	8-8	1.000	1	6	7	6.5	3	2	1	0	2	10	10.3
ST. BONAVENTURE	12-05-09	*	24	4-5	.800	3-4	.750	6-8	.750	3	2	5	6.2	1	1	2	1	0	17	11.6
Totals		4	109	15-32	.469	6-9	.667	22-25	.880	12	19	31	6.2	11	3	10	4	2	58	11.6

Games played: 5
Minutes/game: 21.8
Points/game: 11.6
FG Pct: 46.9
3FG Pct: 66.7
FT Pct: 88.0

Rebounds/game: 6.2
Assists/game: 0.6
Turnovers/game: 2.0
Assist/turnover ratio: 0.3
Steals/game: 0.4
Blocks/game: 0.8

2009-2010 Mississippi State Basketball
Mississippi State Individual Game-by-Game (as of Dec 05, 2009)
All games

#25 Phil Turner

Opponent	Date	gs	min	Total		3-Pointers		Free throws		Rebounds				pf	a	t/o	blk	stl	pts	avg
				fg-fga	pct	3fg-fga	pct	ft-fa	pct	off	def	tot	avg							
RIDER	11-13-09		25	3-6	.500	2-3	.667	0-0	.000	2	3	5	5.0	2	1	3	0	1	8	8.0
SE LOUISIANA	11-19-09	*	34	3-12	.250	2-6	.333	2-2	1.000	3	11	14	9.5	1	3	3	2	1	10	9.0
BETHUNE-COOKMAN	11-21-09	*	22	4-7	.571	1-1	1.000	0-0	.000	2	3	5	8.0	3	2	0	1	2	9	9.0
TEXAS-PAN AMERICAN	11-24-09	*	22	2-5	.400	1-3	.333	0-0	.000	0	3	3	6.8	2	2	1	0	3	5	8.0
vs Richmond	11-27-09		23	2-8	.250	0-3	.000	0-0	.000	4	5	9	7.2	0	2	1	0	0	4	7.2
vs Old Dominion	11-28-09		26	1-2	.500	0-1	.000	0-0	.000	2	4	6	7.0	1	0	0	0	0	2	6.3
ST. BONAVENTURE	12-05-09		18	2-5	.400	0-1	.000	1-1	1.000	0	0	0	6.0	3	1	1	1	1	5	6.1
Totals		3	170	17-45	.378	6-18	.333	3-3	1.000	13	29	42	6.0	12	11	9	4	8	43	6.1

Games played: 7
Minutes/game: 24.3
Points/game: 6.1
FG Pct: 37.8
3FG Pct: 33.3
FT Pct: 100.0

Rebounds/game: 6.0
Assists/game: 1.6
Turnovers/game: 1.3
Assist/turnover ratio: 1.2
Steals/game: 1.1
Blocks/game: 0.6

#30 Wendell Lewis

Opponent	Date	gs	min	Total		3-Pointers		Free throws		Rebounds				pf	a	t/o	blk	stl	pts	avg
				fg-fga	pct	3fg-fga	pct	ft-fa	pct	off	def	tot	avg							
RIDER	11-13-09		4	0-2	.000	0-0	.000	0-0	.000	1	0	1	1.0	1	0	0	0	0	0	0.0
SE LOUISIANA	11-19-09		7	1-3	.333	0-0	.000	0-0	.000	1	1	2	1.5	1	0	1	0	0	2	1.0
BETHUNE-COOKMAN	11-21-09		13	3-4	.750	0-0	.000	0-0	.000	2	3	5	2.7	1	0	0	0	0	6	2.7
TEXAS-PAN AMERICAN	11-24-09		9	1-1	1.000	0-0	.000	0-0	.000	0	1	1	2.3	0	0	1	0	0	2	2.5
vs Richmond	11-27-09		6	0-0	.000	0-0	.000	0-0	.000	0	2	2	2.2	2	0	0	0	0	0	2.0
vs Old Dominion	11-28-09		4	0-1	.000	0-0	.000	0-0	.000	0	0	0	1.8	0	0	0	0	0	0	1.7
ST. BONAVENTURE	12-05-09		15	2-4	.500	0-0	.000	3-4	.750	1	4	5	2.3	0	0	0	3	0	7	2.4
Totals		0	58	7-15	.467	0-0	.000	3-4	.750	5	11	16	2.3	5	0	2	3	0	17	2.4

Games played: 7
Minutes/game: 8.3
Points/game: 2.4
FG Pct: 46.7
FT Pct: 75.0

Rebounds/game: 2.3
Turnovers/game: 0.3
Blocks/game: 0.4

#32 Jarvis Varnado

Opponent	Date	gs	min	Total		3-Pointers		Free throws		Rebounds				pf	a	t/o	blk	stl	pts	avg
				fg-fga	pct	3fg-fga	pct	ft-fa	pct	off	def	tot	avg							
RIDER	11-13-09	*	36	8-8	1.000	0-0	.000	6-8	.750	2	12	14	14.0	3	2	4	7	0	22	22.0
SE LOUISIANA	11-19-09	*	30	6-8	.750	0-0	.000	8-10	.800	3	6	9	11.5	1	2	2	8	3	20	21.0
BETHUNE-COOKMAN	11-21-09	*	31	4-11	.364	0-0	.000	2-5	.400	2	8	10	11.0	0	2	1	4	0	10	17.3
TEXAS-PAN AMERICAN	11-24-09	*	27	6-8	.750	0-0	.000	0-2	.000	4	11	15	12.0	2	1	0	8	1	12	16.0
vs Richmond	11-27-09	*	23	2-6	.333	0-0	.000	4-4	1.000	4	2	6	10.8	4	0	1	1	0	8	14.4
vs Old Dominion	11-28-09	*	19	6-7	.857	0-0	.000	3-5	.600	4	2	6	10.0	2	0	1	5	0	15	14.5
ST. BONAVENTURE	12-05-09	*	21	5-7	.714	0-0	.000	4-5	.800	0	8	8	9.7	1	1	2	4	3	14	14.4
Totals		7	187	37-55	.673	0-0	.000	27-39	.692	19	49	68	9.7	13	8	11	37	7	101	14.4

Games played: 7
Minutes/game: 26.7
Points/game: 14.4
FG Pct: 67.3
FT Pct: 69.2

Rebounds/game: 9.7
Assists/game: 1.1
Turnovers/game: 1.6
Assist/turnover ratio: 0.7
Steals/game: 1.0
Blocks/game: 5.3

2009-2010 Mississippi State Basketball
Mississippi State Individual Game-by-Game (as of Dec 05, 2009)
All games

#33 Brandon Bolen

Opponent	Date	gs	min	Total		3-Pointers		Free throws		Rebounds				pf	a	t/o	blk	stl	pts	avg
				fg-fga	pct	3fg-fga	pct	ft-fta	pct	off	def	tot	avg							
vs Richmond	11-27-09		0	0-0	.000	0-0	.000	0-0	.000	1	0	1	1.0	0	0	0	0	0	0	0.0
Totals		0	0	0-0	.000	0-0	.000	0-0	.000	1	0	1	1.0	0	0	0	0	0	0	0.0

Games played: 1

Rebounds/game: 1.0

#45 Elgin Bailey

Opponent	Date	gs	min	Total		3-Pointers		Free throws		Rebounds				pf	a	t/o	blk	stl	pts	avg
				fg-fga	pct	3fg-fga	pct	ft-fta	pct	off	def	tot	avg							
SE LOUISIANA	11-19-09		3	0-1	.000	0-0	.000	0-0	.000	0	0	0	0.0	0	0	0	0	0	0	0.0
TEXAS-PAN AMERICAN	11-24-09		4	0-1	.000	0-0	.000	1-4	.250	0	0	0	0.0	0	0	1	1	0	1	0.5
vs Richmond	11-27-09		4	0-1	.000	0-0	.000	0-0	.000	0	0	0	0.0	1	0	0	0	0	0	0.3
vs Old Dominion	11-28-09		6	0-1	.000	0-0	.000	0-1	.000	0	0	0	0.0	1	0	0	0	0	0	0.3
Totals		0	17	0-4	.000	0-0	.000	1-5	.200	0	0	0	0.0	2	0	1	1	0	1	0.3

Games played: 4

Minutes/game: 4.3

Points/game: 0.3

FG Pct: 0.0

FT Pct: 20.0

Turnovers/game: 0.3

Blocks/game: 0.3

#TM TEAM

Opponent	Date	gs	min	Total		3-Pointers		Free throws		Rebounds				pf	a	t/o	blk	stl	pts	avg
				fg-fga	pct	3fg-fga	pct	ft-fta	pct	off	def	tot	avg							
RIDER	11-13-09		0	0-0	.000	0-0	.000	0-0	.000	2	1	3	3.0	0	0	0	0	0	0	0.0
SE LOUISIANA	11-19-09		0	0-0	.000	0-0	.000	0-0	.000	2	3	5	4.0	0	0	1	0	0	0	0.0
BETHUNE-COOKMAN	11-21-09		0	0-0	.000	0-0	.000	0-0	.000	1	1	2	3.3	0	0	0	0	0	0	0.0
TEXAS-PAN AMERICAN	11-24-09		0	0-0	.000	0-0	.000	0-0	.000	1	2	3	3.3	0	0	0	0	0	0	0.0
vs Richmond	11-27-09		0	0-0	.000	0-0	.000	0-0	.000	2	1	3	3.2	0	0	0	0	0	0	0.0
vs Old Dominion	11-28-09		0	0-0	.000	0-0	.000	0-0	.000	0	3	3	3.2	0	0	2	0	0	0	0.0
ST. BONAVENTURE	12-05-09		0	0-0	.000	0-0	.000	0-0	.000	2	0	2	3.0	0	0	0	0	0	0	0.0
Totals		0	0	0-0	.000	0-0	.000	0-0	.000	10	11	21	3.0	0	0	3	0	0	0	0.0

Games played: 7

Rebounds/game: 3.0

Turnovers/game: 0.4

2008-09 Mississippi State Basketball Individual Career History

Kodi Augustus

			Total		3-Point		F-Throws		Rebounds											Scoring	
Season	gp-gs	min/avg	fg-fga	pct	fg-fga	pct	ft-fta	pct	off	def	tot	avg	pf	fo	ast	to	blk	stl	pts	avg	
2007-08	11-0	52/4.7	5-13	.385	2-7	.286	4-7	.571	3	9	12	1.1	8	0	2	7	3	1	16	1.5	
2008-09	25-9	328/13.1	52-108	.481	10-31	.323	42-53	.792	30	56	86	3.4	38	1	8	33	7	7	156	6.2	
2009-10	5-4	109/21.8	15-32	.469	6-9	.667	22-25	.880	12	19	31	6.2	11	0	3	10	4	2	58	11.6	
TOTAL	41-13	489/11.9	72-153	.471	18-47	.383	68-85	.800	45	84	129	3.1	57	1	13	50	14	10	230	5.6	

Elgin Bailey

			Total		3-Point		F-Throws		Rebounds											Scoring	
Season	gp-gs	min/avg	fg-fga	pct	fg-fga	pct	ft-fta	pct	off	def	tot	avg	pf	fo	ast	to	blk	stl	pts	avg	
2007-08	31-0	212/6.8	18-38	.474	0-0	.000	16-41	.390	20	26	46	1.5	43	0	1	16	8	4	52	1.7	
2008-09	27-0	290/10.7	39-89	.438	0-0	.000	28-46	.609	21	43	64	2.4	44	1	6	32	26	16	106	3.9	
2009-10	4-0	17/4.3	0-4	.000	0-0	.000	1-5	.200	0	0	0	0.0	2	0	0	1	1	0	1	0.3	
TOTAL	62-0	519/8.4	57-131	.435	0-0	.000	45-92	.489	41	69	110	1.8	89	1	7	49	35	20	159	2.6	

Riley Benock

			Total		3-Point		F-Throws		Rebounds											Scoring	
Season	gp-gs	min/avg	fg-fga	pct	fg-fga	pct	ft-fta	pct	off	def	tot	avg	pf	fo	ast	to	blk	stl	pts	avg	
2007-08	28-0	228/8.1	15-37	.405	14-33	.424	5-8	.625	2	17	19	0.7	16	0	22	16	4	4	49	1.8	
2008-09	36-0	409/11.4	26-67	.388	21-56	.375	8-12	.667	5	27	32	0.9	35	1	25	17	2	16	81	2.3	
2009-10	7-0	86/12.3	6-16	.375	4-14	.286	0-1	.000	0	6	6	0.9	1	0	7	6	1	5	16	2.3	
TOTAL	71-0	723/10.2	47-120	.392	39-103	.379	13-21	.619	7	50	57	0.8	52	1	54	39	7	25	146	2.1	

Brandon Bolen

			Total		3-Point		F-Throws		Rebounds											Scoring	
Season	gp-gs	min/avg	fg-fga	pct	fg-fga	pct	ft-fta	pct	off	def	tot	avg	pf	fo	ast	to	blk	stl	pts	avg	
2007-08	9-0	12/1.3	0-2	.000	0-1	.000	1-2	.500	1	3	4	0.4	1	0	0	3	0	0	1	0.1	
2008-09	13-0	23/1.8	1-4	.250	0-0	.000	0-0	.000	0	1	1	0.1	0	0	1	0	0	2	2	0.2	
2009-10	1-0	0/0.0	0-0	.000	0-0	.000	0-0	.000	1	0	1	1.0	0	0	0	0	0	0	0	0.0	
TOTAL	23-0	35/1.5	1-6	.167	0-1	.000	1-2	.500	2	4	6	0.3	1	0	1	3	0	2	3	0.1	

Dee Bost

			Total		3-Point		F-Throws		Rebounds											Scoring	
Season	gp-gs	min/avg	fg-fga	pct	fg-fga	pct	ft-fta	pct	off	def	tot	avg	pf	fo	ast	to	blk	stl	pts	avg	
2008-09	36-36	1137/31.6	108-307	.352	54-161	.335	122-170	.718	27	102	129	3.6	81	2	156	102	1	52	392	10.9	
2009-10	7-7	228/32.6	27-62	.435	21-40	.525	19-26	.731	3	29	32	4.6	14	1	32	18	0	8	94	13.4	
TOTAL	43-43	1365/31.7	135-369	.366	75-201	.373	141-196	.719	30	131	161	3.7	95	3	188	120	1	60	486	11.3	

Ravern Johnson

			Total		3-Point		F-Throws		Rebounds											Scoring	
Season	gp-gs	min/avg	fg-fga	pct	fg-fga	pct	ft-fta	pct	off	def	tot	avg	pf	fo	ast	to	blk	stl	pts	avg	
2007-08	29-0	187/6.4	31-65	.477	7-24	.292	4-10	.400	10	20	30	1.0	10	0	10	12	4	3	73	2.5	
2008-09	36-36	1099/30.5	156-362	.431	83-210	.395	39-46	.848	30	80	110	3.1	49	0	40	55	18	14	434	12.1	
2009-10	7-7	192/27.4	34-70	.486	18-42	.429	1-1	1.000	5	18	23	3.3	8	0	8	9	3	4	87	12.4	
TOTAL	72-43	1478/20.5	221-497	.445	108-276	.391	44-57	.772	45	118	163	2.3	67	0	58	76	25	21	594	8.3	

Wendell Lewis

			Total		3-Point		F-Throws		Rebounds											Scoring	
Season	gp-gs	min/avg	fg-fga	pct	fg-fga	pct	ft-fta	pct	off	def	tot	avg	pf	fo	ast	to	blk	stl	pts	avg	
2009-10	7-0	58/8.3	7-15	.467	0-0	.000	3-4	.750	5	11	16	2.3	5	0	0	2	3	0	17	2.4	
TOTAL	7-0	58/8.3	7-15	.467	0-0	.000	3-4	.750	5	11	16	2.3	5	0	0	2	3	0	17	2.4	

2008-09 Mississippi State Basketball Individual Career History

Taylor Luczak

Season	gp-gs	min/avg	Total		3-Point		F-Throws		Rebounds										Scoring	
			fg-fga	pct	fg-fga	pct	ft-fta	pct	off	def	tot	avg	pf	fo	ast	to	blk	stl	pts	avg
2008-09	10-0	13/1.3	2-4	.500	0-1	.000	0-0	.000	1	2	3	0.3	2	0	0	1	0	0	4	0.4
2009-10	4-0	7/1.8	1-1	1.000	1-1	1.000	0-0	.000	0	1	1	0.3	2	0	0	2	0	0	3	0.8
TOTAL	14-0	20/1.4	3-5	.600	1-2	.500	0-0	.000	1	3	4	0.3	4	0	0	3	0	0	7	0.5

Romero Osby

Season	gp-gs	min/avg	Total		3-Point		F-Throws		Rebounds										Scoring	
			fg-fga	pct	fg-fga	pct	ft-fta	pct	off	def	tot	avg	pf	fo	ast	to	blk	stl	pts	avg
2008-09	36-0	452/12.6	51-118	.432	8-28	.286	39-58	.672	28	66	94	2.6	53	1	12	28	12	8	149	4.1
2009-10	7-0	102/14.6	12-25	.480	2-6	.333	8-14	.571	7	15	22	3.1	8	0	6	10	4	2	34	4.9
TOTAL	43-0	554/12.9	63-143	.441	10-34	.294	47-72	.653	35	81	116	2.7	61	1	18	38	16	10	183	4.3

Charles Parker

Season	gp-gs	min/avg	Total		3-Point		F-Throws		Rebounds										Scoring	
			fg-fga	pct	fg-fga	pct	ft-fta	pct	off	def	tot	avg	pf	fo	ast	to	blk	stl	pts	avg
2009-10	4-0	6/1.5	1-4	.250	0-1	.000	0-0	.000	0	0	0	0.0	2	0	0	2	0	0	2	0.5
TOTAL	4-0	6/1.5	1-4	.250	0-1	.000	0-0	.000	0	0	0	0.0	2	0	0	2	0	0	2	0.5

Baxter Price

Season	gp-gs	min/avg	Total		3-Point		F-Throws		Rebounds										Scoring	
			fg-fga	pct	fg-fga	pct	ft-fta	pct	off	def	tot	avg	pf	fo	ast	to	blk	stl	pts	avg
2009-10	4-0	5/1.3	0-0	.000	0-0	.000	0-0	.000	1	1	2	0.5	0	0	0	0	0	0	0	0.0
TOTAL	4-0	5/1.3	0-0	.000	0-0	.000	0-0	.000	1	1	2	0.5	0	0	0	0	0	0	0	0.0

John Riek

Renardo Sidney

Shaun Smith

Barry Stewart

Season	gp-gs	min/avg	Total		3-Point		F-Throws		Rebounds										Scoring	
			fg-fga	pct	fg-fga	pct	ft-fta	pct	off	def	tot	avg	pf	fo	ast	to	blk	stl	pts	avg
2006-07	35-0	848/24.2	96-240	.400	68-174	.391	82-107	.766	28	83	111	3.2	51	0	43	27	5	32	342	9.8
2007-08	34-34	1214/35.7	129-337	.383	62-186	.333	71-102	.696	46	111	157	4.6	80	2	88	78	4	44	391	11.5
2008-09	36-36	1138/31.6	126-343	.367	72-197	.365	121-156	.776	28	107	135	3.8	84	2	66	66	10	46	445	12.4
2009-10	7-7	233/33.3	27-69	.391	13-39	.333	11-15	.733	3	16	19	2.7	10	0	21	6	1	1	78	11.1
TOTAL	112-77	3433/30.7	378-989	.382	215-596	.361	285-380	.750	105	317	422	3.8	225	4	218	177	20	123	1256	11.2

2008-09 Mississippi State Basketball Individual Career History

Phil Turner

Season	gp-gs	min/avg	Total		3-Point		F-Throws		Rebounds				pf	fo	ast	to	blk	stl	Scoring	
			fg-fga	pct	fg-fga	pct	ft-fta	pct	off	def	tot	avg							pts	avg
2007-08	30-11	498/16.6	41-124	.331	24-79	.304	15-27	.556	18	66	84	2.8	43	1	25	28	10	26	121	4.0
2008-09	36-27	863/24.0	101-220	.459	46-122	.377	57-73	.781	49	149	198	5.5	72	0	57	51	18	46	305	8.5
2009-10	7-3	170/24.3	17-45	.378	6-18	.333	3-3	1.000	13	29	42	6.0	12	0	11	9	4	8	43	6.1
TOTAL	73-41	1531/21.0	159-389	.409	76-219	.347	75-103	.728	80	244	324	4.4	127	1	93	88	32	80	469	6.4

Jarvis Varnado

Season	gp-gs	min/avg	Total		3-Point		F-Throws		Rebounds				pf	fo	ast	to	blk	stl	Scoring	
			fg-fga	pct	fg-fga	pct	ft-fta	pct	off	def	tot	avg							pts	avg
2006-07	35-13	473/13.5	75-116	.647	0-1	.000	24-45	.533	61	85	146	4.2	74	1	11	19	67	12	174	5.0
2007-08	34-34	968/28.5	109-170	.641	1-2	.500	50-100	.500	75	189	264	7.8	99	5	18	41	157	18	269	7.9
2008-09	36-36	1012/28.1	180-328	.549	0-1	.000	104-159	.654	103	214	317	8.8	83	2	28	60	170	22	464	12.9
2009-10	7-7	187/26.7	37-55	.673	0-0	.000	27-39	.692	19	49	68	9.7	13	0	8	11	37	7	101	14.4
TOTAL	112-90	2640/23.6	401-669	.599	1-4	.250	205-343	.598	258	537	795	7.1	269	8	65	131	431	59	1008	9.0