

MISSISSIPPI STATE UNIVERSITY

2007-08 MEN'S BASKETBALL

Mississippi State University Athletic Media Relations • PO Box 5308 • MSU, MS 39762
Men's Basketball SID: David Rosinski • 662-325-3595 • rosinski@athletics.msstate.edu

Game #9 - Mississippi State (5-3) vs. Miami, Fla. (8-0)

Thursday, December 13, 2007 • 7 p.m. CT • Starkville, Mississippi
Humphrey Coliseum (10,500) • FSN South/SUN Sports

PROBABLE STARTERS & TOP SUBSTITUTES

MISSISSIPPI STATE BULLDOGS (5-3)

Pos.	No.	Name	Ht.	Wt.	Cl.	Hometown	PPG	RPG	APG
F	23	Charles Rhodes	6-8	245	Sr.	Jackson, MS	15.9	7.1	1.6 bpg
C	32	Jarvis Varnado	6-9	210	So.	Brownsville, TN	4.9	7.8	3.9 bpg
G	11	Ben Hansbrough	6-3	205	So.	Poplar Bluff, MO	10.0	3.0	2.5
G	22	Barry Stewart	6-2	170	So.	Shelbyville, TN	10.8	4.9	2.8
G	44	Jamont Gordon	6-4	230	Jr.	Nashville, TN	18.4	6.0	3.8
F/C	21	Brian Johnson	6-9	245	Jr.	Laurinburg, NC	4.3	2.9	0.3
G	25	Phil Turner	6-3	170	Fr.	Grenada, MS	2.5	1.9	0.8

MIAMI HURRICANES (8-0)

Pos.	No.	Name	Ht.	Wt.	Cl.	Hometown	PPG	RPG	APG
F	00	Jimmy Graham	6-8	251	Jr.	Goldsboro, NC	5.5	4.4	0.9 bpg
F	32	Brian Asbury	6-7	223	Jr.	Miami, FL	9.4	5.3	2.1
C	50	Anthony King	6-9	246	Sr.	Durham, NC	10.8	9.1	2.0 bpg
G	23	James Dews	6-3	203	So.	Westchester, OH	11.4	2.9	1.5
G	33	Jack McClinton	6-1	185	Jr.	Baltimore, MD	12.2	2.0	2.5
F	21	Dwayne Collins	6-8	235	So.	Miami, FL	9.0	5.6	0.9 bpg
G	5	Eddie Rios	6-0	193	Fr.	Miami, FL	5.1	2.8	3.4

Officials: TBA

MSU HOSTS UNDEFEATED MIAMI (FLA.) TO CLOSE OUT CURRENT HOMESTAND

Looking to close out a successful three-game homestand, the Bulldogs of Mississippi State (5-3) will play host to the undefeated Miami Hurricanes (8-0) Thursday evening on the MSU campus. Tip-off for the key SEC-ACC contest is set for 7 p.m. CT at Humphrey Coliseum, and the fourth all-time hardwood meeting between MState and Miami will be televised by FSN South/SUN Sports.

With 10th-year MSU head coach **Rick Stansbury** (190-107) just one win away from tying his former mentor **Richard Williams** (191-163; 1987-98) for the top spot on the school's career wins list, the Bulldogs enter Thursday's contest with a 5-3 record and two-game winning streak after knocking off Southeastern Louisiana (84-59) and Murray State (78-61) to begin their current homestand. Offensively, MSU shot 53 percent from the field against SLU and 52 percent in the Murray State contest, while averaging 81 points thus far during the team's homestand. Defensively as a team, the Bulldogs continue to rank second among conference leaders in both field-goal percentage defense (.375; 20th in NCAA) and blocked shots (7.25 bpg; 7th in NCAA), while ranking third in the SEC in rebounding (41.2 rpg) and 29th nationally in rebound margin (+7.6 rpg).

Coming off his season-high, 25-point effort against Southeastern Louisiana, junior all-America candidate **Jamont Gordon** now ranks sixth among the league's scoring leaders at 18.4 points per game. Averaging 21.0 points on collective 70-percent shooting (26-37 FGs) over his last three games, senior all-SEC forward **Charles Rhodes** stands 10th in the SEC in both scoring (15.9 ppg) and rebounding (7.1 rpg) in addition to rating eighth in field-goal percentage (.564).

Having started off the week as one of 15 undefeated teams in NCAA Division I men's basketball, the University of Miami brings a flawless 8-0 mark to Starkville after most recently claiming a 67-53 road victory at Florida International this past Saturday. Guided by fourth-year head coach **Frank Haith**, the Hurricanes are currently positioned just outside the Top 25 of both national polls, having also claimed the team title of the Puerto Rico Tip-Off last month in San Juan. With six players averaging 7.3 points or better on the season, Miami is led in scoring by junior guard and reigning third-team all-SEC selection **Jack McClinton** (12.2 ppg), who ranks eighth nationally in three-point field-goal percentage (.552). As a team, UM rates seventh nationally in three-point accuracy (.447).

♦ Thursday's game with the Miami Hurricanes marks Mississippi State's fifth contest against an Atlantic Coast Conference opponent over the last two seasons (both Clemson and Miami in home-and-home series in 2006-07 and 2007-08, and Florida State in Starkville during last year's MasterCard NIT Quarterfinals).

♦ The Bulldogs enter Thursday's game having won 23 straight December home games... Under Rick Stansbury's guidance, MSU has compiled a 30-1 (.968) mark in December home games dating back to 1998-99... That lone December home loss was to Richmond (83-72) on Dec. 2, 2000.

♦ As they prepare for three straight non-SEC road games prior to Christmas, the Bulldogs have prevailed in 16 of their last 19 non-conference road games dating back to the 2000-01 season, including a then-nation's best, 15-game winning streak in non-conference road outings that was snapped last season at Clemson.

♦ In addition to closing in on Richard Williams' career wins mark at MSU, 10th-year head coach Rick Stansbury (190-107) is also battling LSU's John Brady (189-129) and Alabama's Mark Gottfried (186-111) in becoming the 20th all-time member of the SEC's 200-win club.

2007-08 MSU RESULTS (5-3)

DATE	OPPONENT (TV)	SCORE/TIME
Nov. 10	LOUISIANA TECH	W 75-45
Nov. 15	CLEMSON (FSN/SUN)	L 82-84
Nov. 17	UT MARTIN	W 86-70
Nov. 22	#UC Irvine (ESPN2)	W 68-53
Nov. 23	#Southern Illinois (ESPN2)	L 49-63
Nov. 23	#Miami (OH) (ESPN2)	L 60-67
Dec. 1	MURRAY STATE	W 78-61
Dec. 8	SOUTHEASTERN LA. (CSS)	W 84-59
Dec. 13	MIAMI [FL] (FSN/SUN)	7 p.m.
Dec. 15	*at South Alabama (CSS)	7 p.m.
Dec. 19	at Loyola Marymount	9 p.m.
Dec. 21	at Texas A&M-Corpus Christi (CSS)	7 p.m.
Dec. 29	MISSOURI (FSN/SUN)	4 p.m.
Jan. 5	*Lafayette College	2 p.m.
Jan. 9	at LSU	7 p.m.
Jan. 12	GEORGIA (RS)	1 p.m.
Jan. 15	KENTUCKY (ESPN)	8 p.m.
Jan. 19	at Alabama (RS)	2 p.m.
Jan. 26	MISSISSIPPI (FSN/SUN)	4 p.m.
Jan. 30	at Arkansas (RS)	7 p.m.
Feb. 2	TENNESSEE (FSN/SUN)	6 p.m.
Feb. 6	ALABAMA	7 p.m.
Feb. 9	at Auburn (FSN/SUN)	6 p.m.
Feb. 16	ARKANSAS (ESPN)	3 p.m.
Feb. 20	at Mississippi	7 p.m.
Feb. 23	at South Carolina (RS)	3 p.m.
Feb. 27	AUBURN	7 p.m.
Mar. 1	at Florida (CBS)	3 p.m.
Mar. 5	at Vanderbilt	7 p.m.
Mar. 8	LSU	TBA
M. 13-16	+at SEC Tournament (RS/CBS)	TBA

- Anaheim Classic (Anaheim, CA)

* - Coors Classic (Mobile, AL)

^ - at Jackson, MS (Mississippi Coliseum)

+ - at Atlanta, GA (Georgia Dome)

All Times CT

MSU-MIAMI GAME FACTS

MISSISSIPPI STATE BULLDOGS

Coach: Rick Stansbury
Alma Mater: (Campbellsville, 1982)
MSU Record: 190-107 (10th year)
Career Record: 190-107 (10th year)

MIAMI HURRICANES

Coach: Frank Haith
Alma Mater: (Elon, 1988)
School Record: 54-49 (4th year)
Career Record: 54-49 (4th year)

SERIES INFORMATION

Series Record: MSU leads, 2-1
at Starkville: First meeting
at Coral Gables: MSU leads, 1-0
at Neutral Sites: Tied, 1-1
Last Meeting: MSU, 70-52 (12-11-06 @ UM)

TELEVISION: FSN SOUTH/SUN SPORTS

PLAY-BY-PLAY: DAVE NEAL; COLOR: BARRY BOOKER

RADIO: XM RADIO - 199 (MSU FEED)

Available on MSU's 29-station radio network throughout Mississippi and via www.msstateathletics.com
PxP: Jack Cristil (51st year); Color: Jim Ellis (25th year)

STATISTICAL COMPARISON MSU vs. MIAMI (FL)

	MSU	UM
Overall Record	5-3	8-0
Conference Record	0-0	0-0
Scoring	72.8	74.1
Scoring Defense	62.8	58.5
Scoring Margin	+10.0	+15.6
Field Goal Pct	46.4	43.5
Opp. Field Goal Pct.	37.5	36.2
3-Point FG Percentage	33.5	44.7
Opp. 3-Point FG Pct.	29.5	27.6
Free Throw Percentage	66.9	69.7
Opp. Free Throw Pct.	71.4	57.0
Rebounding Average	41.2	42.9
Opp. Rebounding Ave.	33.6	36.0
Rebound Margin	+7.6	+6.9
Turnovers	17.0	15.1
Turnover Margin	-2.2	-0.2
Assists	12.6	14.1
Blocked Shots	7.3	5.4
Steals	6.8	5.6

STATISTICAL LEADERS MSU vs. MIAMI (FL)

SCORING			
MSU	PPG	UM	PPG
Gordon	18.4	McClinton	12.2
Rhodes	15.9	Dews	11.4
Stewart	10.8	King	10.8

REBOUNDING			
MSU	RPG	UM	RPG
Varnado	7.8	King	9.1
Rhodes	7.1	Collins	5.6
Gordon	6.0	Asbury	5.3

ASSISTS			
MSU	APG	UM	APG
Gordon	3.8	Rios	3.4
Stewart	2.8	McClinton	2.5
Hansbrough	2.5	Asbury	2.1

BLOCKS			
MSU	BPG	UM	BPG
Varnado	3.9	King	2.0
Rhodes	1.6	Collins	0.9
Gordon	0.9	Graham	0.9

STEALS			
MSU	SPG	UM	SPG
Stewart	1.4	Rios	1.0
Gordon	1.1	Dews	0.8
Rhodes	1.1	King	0.8

FIELD GOAL PERCENTAGE			
MSU	FG%	UM	FG%
B. Johnson	60.9	Collins	60.4
Varnado	58.1	Asbury	48.1
Rhodes	56.4	Dews/King	46.8

THREE-POINT FG PERCENTAGE			
MSU	3FG%	UM	3FG%
Benock	38.5	McClinton	55.2
Hansbrough	37.5	Dews	51.5
Stewart	34.2	Asbury	43.8

FREE THROW PERCENTAGE			
MSU	FT%	UM	FT%
Hansbrough	89.5	McClinton	90.0
Stewart	88.2	Hurdle	85.0
B. Johnson	85.7	Dews	84.2

MSTATE BIDS FOR HOME-AND-HOME SERIES SWEEP OF MIAMI HURRICANES

Including last year's 70-52 road win in Coral Gables, the Bulldogs own a 2-1 series lead over the University of Miami through the years. A season ago (Dec. 11, 2006) at the BankUnited Center, MSU snapped a nine-game road losing skid by scoring the game's first seven points and leading the home-standing Hurricanes from start to finish en route to the 18-point triumph. Then-freshman **Barry Stewart** came off the Bulldog bench to produce a career-high 22 points on 5-of-11 three-point shooting. **Jack McClinton** paced host Miami with 16 points on just 6-of-15 accuracy from the field.

Prior to last year's meeting, the Hurricanes had most recently claimed a 74-67 win over MState during the third-place game of the 1990 Eastern Airlines Palm Beach Classic played at the West Palm Beach (Fla.) Auditorium. In that contest, MSU was led by all-tournament selection **Cameron Burns** with 22 points, while **Orien Watson** contributed 15 points on 4-of-7 treys off the Bulldog bench. Miami's **Trevor Burton** led all scorers with 24 points (10-13 FGs), while all-tourney pick **Joe Wylie** registered a double-double with 21 points and a game-high 14 rebounds for the winners.

In the first-ever MSU-UM hardwood meeting, Mississippi State claimed a 66-63 victory over the University of Miami in first-round action of the 1957 Birmingham (Ala.) Classic. All-American **Bailey Howell** led the winners with 19 points, while **Gene Stage** also tallied 19 points for Miami.

MSU TO FACE AN ACC FOE FOR FIFTH TIME OVER THE PAST TWO SEASONS

Including home-and-home series with both Clemson and Miami (Fla.), Thursday's Starkville contest against the Miami Hurricanes will mark MSU's fifth hardwood meeting against an Atlantic Coast Conference opponent over the past two seasons. A month ago (Nov. 15) at MSU's Humphrey Coliseum, the Bulldogs dropped an 84-82 decision to the now-No. 15 Clemson Tigers.

After dropping a 69-66 decision at Clemson a season ago, the Bulldogs bounced back against the Atlantic Coast Conference by first claiming a 70-52 road victory over the Miami Hurricanes, Dec. 11, at the BankUnited Center. MState won last year's 'rubber game' against the ACC by registering a convincing 86-71 home triumph over Florida State on March 20 to advance to the MasterCard NIT Semifinals in New York.

The Bulldogs own a 30-39 all-time composite record versus the 12 teams that comprise the Atlantic Coast Conference, while 10th-year MSU head coach **Rick Stansbury** is 3-4 all-time versus current ACC foes. Through the years, Mississippi State has faced each current member of the ACC at least once on the hardwood with the exception of Boston College (13-16 vs. Georgia Tech; 2-6 vs. Virginia Tech; 4-4 vs. Florida State; 1-3 vs. Wake Forest; 0-4 vs. North Carolina; 3-0 vs. Maryland; 2-1 vs. Duke, Miami (Fla.) & Virginia; 0-3 vs. Clemson; and 1-0 vs. North Carolina State).

Three years ago, Stansbury's 2004-05 Bulldogs split a pair of decisions versus ACC foes. After claiming a 71-65 regular-season victory over Virginia Tech at the Nokia Sugar Bowl Classic in New Orleans (Dec. 30, 2004), MState dropped a hard-fought 63-55 second-round decision to the second-ranked Duke Blue Devils during the 2005 NCAA Austin Regional played in Charlotte, N.C. During Stansbury's first season (1998-99) at the State helm, MSU was knocked off by ACC member Florida State, 69-58, during the 1998 Outrigger Hotels Rainbow Classic in Honolulu, Hawaii.

ALL-TIME MSU AND RICK STANSBURY MARKS VERSUS ACC FOES

Opponent	MSU Record	Stansbury	Opponent	MSU Record	Stansbury
Boston College	0-0	0-0	Miami (Fla.)	2-1	1-0
Clemson	0-3	0-2	North Carolina	0-4	0-0
Duke	2-1	0-1	North Carolina State	1-0	0-0
Florida State	4-4	1-1	Virginia	2-1	0-0
Georgia Tech	13-16	0-0	Virginia Tech	2-6	1-0
Maryland	3-0	0-0	Wake Forest	1-3	0-0
			TOTALS	30-39	3-4

STANSBURY'S DOGS BID TO MAINTAIN DECEMBER AND HOME EXCELLENCE

Under **Rick Stansbury**'s guidance, Mississippi State owns an overall record of 58-10 (.853) in games played during the month of December since the 1998-99 campaign, including a 30-1 (.968) mark and current 23-game winning streak in December home games. MSU's lone December home setback since Stansbury took over State's head coaching duties in 1998 was an 83-72 home loss to Richmond on Dec. 2, 2000. Dating back to the 2000-01 season, the Bulldogs own a 48-5 (.906) composite record in December contests.

The Bulldogs have now compiled a composite 10-year record of 114-26 (.814) at Humphrey Coliseum under Stansbury's direction, including a 53-19 (.736) SEC mark and 61-7 (.897) home record versus non-SEC competition. Dating back to the start of the 2001-02 campaign, MState is collectively 79-16 (.832) at Humphrey Coliseum, which includes a 37-11 (.771) home mark versus SEC opponents and a 42-5 (.894) home record against non-SEC foes.

The team's 84-82 home loss to Clemson earlier this season snapped MSU's eight-game home winning streak that had dated back to this past February and had included four SEC wins and MasterCard NIT victories over Mississippi Valley State, Bradley and Florida State. Prior to this season's setback to Clemson, MState's last home defeat was a 66-63 loss to South Carolina at Humphrey Coliseum on Jan. 27, 2007. Prior to last month's Clemson contest, the Bulldogs' most recent non-conference home loss came a year ago against NCAA Tournament entry Winthrop (74-63) on Nov. 18.

In addition, the Bulldogs of Mississippi State have compiled an impressive 106-30 (.779) composite record against non-conference opponents during the Stansbury era (since 1998-99), including a 98-23 (.810) regular-season mark versus non-league foes.

MISCELLANEOUS WIN-LOSS RECORDS DURING RICK STANSBURY ERA

Season	Non-SEC		Non-SEC Home		Overall Home		December	
	W-L	Pct.	W-L	Pct.	W-L	Pct.	W-L	Pct.
1998-99	10-4	.714	6-0	1.000	12-2	.857	5-3	.625
1999-00	9-4	.692	6-0	1.000	10-4	.714	5-2	.714
2000-01	11-3	.786	7-2	.778	13-4	.765	5-1	.833
2001-02	14-2	.875	6-0	1.000	13-1	.929	8-1	.889
2002-03	10-2	.833	5-1	.833	12-2	.857	7-0	1.000
2003-04	12-1	.923	6-0	1.000	12-2	.857	7-0	1.000
2004-05	13-3	.813	5-0	1.000	11-2	.846	7-1	.875
2005-06	10-3	.769	6-2	.750	11-5	.688	6-1	.857
2006-07	12-5	.706	10-1	.909	16-3	.842	6-1	.857
2007-08	5-3	.625	4-1	.800	4-1	.800	2-0	1.000
10 Years	106-30	.779	61-7	.897	114-26	.814	58-10	.853

THE LAST MEETING...

MSU 70, MIAMI (FL) 52 DEC. 11, 2006 • CORAL GABLES, FL

The Bulldogs notched their first road of the 2006-07 season and first since Nov. 23, 2005, by claiming a convincing 70-52 triumph over the Miami Hurricanes at UM's BankUnited Center.

The victory snapped a nine-game road losing skid for MSU that had dated back through the previous year's winless SEC road slate. The 18-point triumph over UM also marked the third straight game of the season in which the Bulldogs did not trail for the entire contest.

Against the Hurricanes, MSU (6-2) scored the first seven points of the contest before UM (6-4) could manage its first points at the 15:49 mark of the opening period. En route to a season-high 22 points for the night, State freshman Barry Stewart tallied 10 straight points for the visitors midway through the half to extend their lead to double figures. In hitting 7-of-17 shots from three-point range as a team during the opening 20 minutes of play, MSU headed to the locker room with a 39-22 halftime advantage.

MState maintained its double-digit lead during the first six minutes of the second stanza. However, Miami scored seven unanswered points over a two-minute span to cut the deficit to six points (44-38) by the 13:11 mark. A Reginald Delk 3-pointer then triggered an 8-0 MSU run to get the lead back up to 14 points (52-38) by the midway point of the half.

The Hurricanes would manage to get the deficit back under twin figures one last time (61-52) with 3:22 remaining, but a Richard Delk trey at the 2:21 mark thwarted that potential UM run.

Richard Delk finished with a career-best 14 points, while Jamont Gordon added a dozen points, eight assists and six boards behind Stewart's game-best 22 markers (5-of-11 treys). Limited to 36-percent shooting and only 4-of-21 (19%) from beyond the arc for the game, UM was paced by Jack McClinton's 16 points.

MISSISSIPPI STATE (6-2)

Player	FG	3FG	FT	RB	PF	PT	A	Min
Delk, Ri.	5-9	3-5	1-2	4	1	14	0	36
Gordon	4-11	0-2	4-5	6	3	12	8	37
Varnado	3-3	0-0	1-2	5	2	7	0	12
Hansbrough	0-2	0-1	0-0	4	1	0	5	32
Delk, Re.	3-7	2-5	0-0	1	4	8	0	14
Stewart	6-14	5-11	5-7	3	0	22	1	29
Rhodes	1-4	0-0	0-1	6	3	2	0	19
Goodridge	2-4	0-0	1-3	3	1	5	0	21
Team				8				
TOTALS	24-54	10-24	12-20	40	15	70	14	200

MIAMI, FL (6-4)

Player	FG	3FG	FT	RB	PF	PT	A	Min
Asbury	5-13	2-9	2-4	8	2	14	1	36
Hicks	0-6	0-1	1-2	1	4	1	1	26
Graham	0-1	0-0	0-0	1	1	0	0	8
Harris	0-3	0-2	0-0	0	1	0	2	20
McClinton	6-15	2-6	2-2	6	3	16	0	36
Clemente	3-7	0-2	0-0	2	2	6	4	23
Gilbert	0-3	0-0	0-0	2	0	0	0	6
Collins	7-10	0-0	0-0	6	2	14	0	29
Nass	0-0	0-0	1-2	2	2	1	0	11
Dews	0-1	0-1	0-0	0	1	0	0	5
Team				6				
TOTALS	21-59	4-21	6-10	34	18	52	8	200

Halftime: MSU 39, UM 22. FG%: MSU 44.4%, UM 35.6%. 3FG%: MSU 41.7%, UM 19.0%. FT%: MSU 60.0%, UM 60.0%. Turnovers: MSU 17 (Rhodes 6), UM 14 (McClinton, Clemente 4). Blocked Shots: MSU 5 (Goodridge 2), UM 9 (Collins 5). Steals: MSU 5 (Stewart 2), UM 5 (Five with 1). Officials: Karl Hess, Tom Lopes, Gary Maxwell. Technicals: None. Attendance: 2,889.

MSU HAS PREVAILED IN 16 OF ITS LAST 19 NON-SEC ROAD CONTESTS

Despite going 1-3 last season on the home floors of non-conference opponents (a win at Miami of Florida, and losses at Clemson, George Mason and Missouri), the Bulldogs have still prevailed in 16 of their last 19 non-conference road outings dating back to the 2000-01 campaign. That success will be challenged in the coming week, as MSU will play road contests at South Alabama (this Saturday), Loyola Marymount (next Wednesday, Dec. 19) and Texas A&M-Corpus Christi (Dec. 21) during an upcoming seven-day period.

In an impressive streak that had dated back to the 2000-01 season, the Bulldogs had their then-NCAA best, 15-game road winning streak against non-conference competition snapped last season at Clemson (69-66 loss to the Tigers on Nov. 21, 2006). What had made MSU's previous streak even more notable was that the second-longest, non-conference road win string (five games) at the time had belonged to Syracuse, according to STATS, Inc.

State's non-SEC road success began during the 2000-01 season with a 75-74 victory over the Arizona Wildcats at the McKale Center in the championship game of the Bank One Fiesta Bowl Classic. Other subsequent notable MSU road triumphs included wins at Pittsburgh (2001 NIT), Richmond (2001-02), Western Kentucky (2003-04), Xavier (2004-05), and Charlotte (2005-06).

Overall during the **Rick Stansbury** era of MState basketball (since 1998-99), the Bulldogs have compiled a noteworthy 17-6 (.739) composite record on the home floors of non-conference opponents, including last year's 70-52 road win over Miami (Fla.). Three of MSU's six non-SEC road setbacks during the Stansbury era came during his first three seasons at the Bulldog helm (1999 NIT at Colorado State; 1999-2000 season at Montana State; and 2000 Preseason NIT at California).

RHODES AND GORDON JOIN MSU'S 1,000-POINT CLUB THIS SEASON

For the first time since the 1990-91 season, two Mississippi State players have eclipsed the 1,000-point mark during the same season. This season for coach **Rick Stansbury's** Bulldogs, both junior all-America candidate **Jamont Gordon** and senior all-SEC forward **Charles Rhodes** surpassed the 1,000-point plateau through the team's first six games of the current campaign.

Now in 23rd place on the school's all-time scoring list with 1,121 career points, Gordon joined the prestigious club during his 23-point effort against the Clemson Tigers on Nov. 15. Most recently, Rhodes topped the 1,000-point barrier during the third-place game of the Anaheim Classic. On the way to posting his second double-double of the tournament (25 points & 10 rebounds), Rhodes became the 29th member of the school's acclaimed 1,000-point club (now with 1,040 career points) while converting on a three-point play during a second-half stretch in which he scored nine straight points for the Bulldogs in their 67-60 loss to Miami of Ohio in Anaheim.

Prior to this season, the last State duo to reach 1,000 career points in the same season was the all-SEC senior forward tandem of **Cameron Burns** and **Greg Carter** during Mississippi State's SEC championship season of 1990-91.

MSU SETTLES FOR FIFTH PLACE AT INAUGURAL ANAHEIM CLASSIC

Held to their three lowest scoring outputs of the young season and hindered by minimal bench production, the Bulldogs went 1-2 en route to earning a fifth-place team finish during the inaugural Anaheim Classic, Nov. 22-25, played at the 7,500-seat Anaheim Convention Center.

In the tournament's opening round played on Thanksgiving Day, MSU placed four players in double figures in the scoring column to produce a 68-53 victory over the UC Irvine Anteaters. Sophomore guard **Barry Stewart** hit 4-of-7 shots from three-point range to lead all MState scorers with 18 points, while all-SEC senior forward **Charles Rhodes** nabbed his first of two tourney double-doubles with 11 points and 11 rebounds. The next day in the semifinals against No. 18 Southern Illinois, the Bulldogs committed 21 turnovers and were outscored at the charity stripe, 17-6, as they dropped a 63-49 decision to the defensive-minded Salukis. Preseason all-America candidate **Jamont Gordon** was the only State scorer in twin digits with 20 points against SIU. Following a Saturday break from game competition, MState let a six-point lead with seven minutes remaining slip away in the third-place contest against Miami of Ohio before falling to the RedHawks, 67-60, on Sunday's final day of competition. With Rhodes and Gordon combining for 43 of MSU's 60 points, Rhodes registered his second double-double of the tournament with 25 points and 10 rebounds, while Gordon added 18 points against MU en route to earning all-tournament honors.

As a team in Anaheim, the Bulldogs were held to an average of 59.0 points per tournament game, including a season-low 49 points during a semifinal-round loss to 18th-ranked Southern Illinois. MState was also credited with 34 assists and 53 turnovers during the three games, while the Bulldog bench contributed just 18 total points (12 by **Brian Johnson** & 6 by **Phil Turner**) throughout the tournament. Defensively, MSU limited the tourney competition to a collective 42-percent field-goal shooting (30% on 3-pointers) and an average of only 61.0 points per contest.

Individually for the Bulldogs, Gordon averaged 17.7 points, 5.3 rebounds and 3.3 assists to collect Anaheim Classic All-Tournament Team honors. With his two double-doubles, Rhodes averaged 13.3 points and a team-high 9.0 rebounds per tourney tilt. Sophomore guards **Barry Stewart** and **Ben Hansbrough** added 10.7 and 8.0 points a game, respectively, but combined for just 18-of-50 (36%) accuracy from the field.

BULLDOGS SIGN OSBY AND BOST DURING EARLY-SIGNING PERIOD

Mississippi State University signed **Romero Osby** of Meridian's Northeast Lauderdale High School and **Dee Bost** of Hargrave Military Academy in Virginia during the early-signing period.

A 6-foot-8, 230-pound forward, Osby was named All-State First Team by *The Clarion-Ledger* newspaper a year ago after averaging 24.0 points, 11.3 rebounds, 3.6 assists and 3.0 blocks per game. The consensus top 50 national prospect helped lead coach Lewis Lightsey's 2006-07 Trojans to a 25-10 record and a quarterfinal-round appearance in the North Mississippi 4A tournament. Most recently, Osby was selected as the most valuable defensive player of the 2007 Mississippi Association of Coaches All-Star Game after posting game-high totals of 21 points and 16 rebounds to help lead the North team to a 117-86 victory over the South squad.

Bost, a 6-foot-2, 170-pound guard out of Concord, N.C., currently competes as a post-graduate player for coach Kevin Keatts at Hargrave Military Academy in Chatham, Va. A two-sport standout at Concord (N.C.) High School, Bost became the first athlete in North Carolina history to collect championship-game MVP honors for both basketball and football in the same season. For his collective efforts last season, he was named the *Charlotte Observer's* NCHSAA Male Athlete of the Year for 2006-07 after leading the Concord Spiders to North Carolina's 3A basketball and football state championships. Bost averaged 17.8 points, five rebounds and four assists per game this past year in leading coach Andy Poplin's CHS team to the 3A state hoops crown.

MSU CAREER LEADERS

POINTS SCORED

<u>Name</u>	<u>Seasons</u>	<u>G</u>	<u>Pts</u>	<u>Avg</u>
1. Jeff Malone	1980-83	110	2142	19.5
2. Bailey Howell	1957-59	75	2030	27.1
3. Jim Ashmore	1954-57	93	1918	20.6
4. Rickey Brown	1977-80	107	1838	17.2
5. Ray White	1976-79	100	1652	16.5
6. Darryl Wilson	1994-96	93	1619	17.4
7. Jerry Jenkins	1973-75	78	1503	19.3
8. Tony Watts	1989-92	113	1491	13.2
9. Cameron Burns	1989-91	87	1460	16.8
10. Tang Hamilton	1998-01	123	1307	10.6
11. Rich Knarr	1973-76	97	1305	13.5
12. Timmy Bowers	2001-04	116	1300	11.2
13. Jack Bouldin	1970-72	75	1257	16.8
14. Jerry Graves	1959-61	74	1245	16.8
15. Erick Dampier	1994-96	93	1231	13.2
16. Dave Williams	1966-68	76	1219	16.0
Leland Mitchell	1961-63	78	1219	15.6
18. Mario Austin	2001-03	91	1199	13.2
19. Marckell Patterson	1999-02	122	1168	9.6
20. Gary Hooker	1976-78	80	1144	14.3
21. Wiley Peck	1976-79	107	1136	10.6
22. Greg Carter	1988-91	114	1123	9.9
23. Jamont Gordon	2006-08	73	1121	15.4
24. Tyrone Washington	1996-99	123	1119	9.1
25. W.D. "Red" Stroud	1961-63	74	1116	15.1
26. Larry Fry	1973-75	78	1079	13.8
27. Lawrence Roberts	2004-05	62	1048	16.9
28. Greg Lockhart	1986-89	100	1042	10.4
29. Charles Rhodes	2005-08	87	1040	12.0

ASSISTS

<u>Name</u>	<u>Seasons</u>	<u>G</u>	<u>Ast</u>	<u>Avg</u>
1. Derrick Zimmerman	2000-03	127	514	4.0
2. Al Perry	1975-78	102	510	5.0
3. Chuck Evans	1992-93	57	454	8.0
4. Doug Hartsfield	1988-91	114	413	3.6
5. Jack Bouldin	1970-72	75	357	4.8
6. Detrick White	1998-99	63	351	5.6
7. Jamont Gordon	2006-08	73	346	4.7
8. Butch Pierre	1981-84	105	342	3.3
9. Rich Knarr	1973-76	97	326	3.4
10. Ray White	1976-79	100	314	3.1

BLOCKED SHOTS

<u>Name</u>	<u>Seasons</u>	<u>G</u>	<u>BS</u>	<u>Avg</u>
1. Erick Dampier	1994-96	93	249	2.7
2. Tyrone Washington	1996-99	123	198	1.6
3. Kalpatrick Wells	1980-83	110	183	1.7
4. Rickey Brown	1977-80	107	163	1.5
5. Wiley Peck	1976-79	107	117	1.1
6. Charles Rhodes	2005-08	87	114	1.3
7. Jarvis Varnado	2007-08	43	98	2.3
8. Derrick Zimmerman	2000-03	127	89	0.7
9. Marcus Campbell	2002-05	122	87	0.7
10. Marcus Grant	1992-95	105	72	0.7

FIELD GOAL PERCENTAGE (MIN. 200 FGA)

<u>Name</u>	<u>Seasons</u>	<u>FGM</u>	<u>FGA</u>	<u>Pct</u>
1. Bill Singletary	1972-74	192	305	.630
2. Tony Robinson	1984-85	161	269	.599
3. David Domingue	1991-94	125	210	.595
4. Erick Dampier	1994-96	481	819	.587
5. Cameron Burns	1989-91	563	959	.587
6. Wiley Peck	1976-79	439	759	.578
7. Ervin Dillon	1985-86	152	265	.574
8. Larry Fry	1973-75	431	761	.566
9. Robert Jackson	1999-01	323	574	.563
10. Charles Rhodes	2005-08	406	724	.561

UPDATED MSU NOTES

♦ After leading the SEC in field-goal percentage defense (.403) a year ago, the 2007-08 Bulldogs rank second in the SEC (behind Kentucky) and 20th nationally in field-goal percentage defense (.375)... MSU held each of its first four opponents to 35-percent shooting or less from the field.

♦ Having claimed their first-ever SEC team blocked shots title a year ago with a school record-shattering 222 rejects (6.34 bpg), this year's State squad stands second (behind LSU) in the conference and seventh nationally in blocks per game (7.25 bpg).

♦ Featuring 11 underclassmen (seven freshmen & four sophomores) on their current roster, the Bulldogs have had eight players make their respective playing debuts this season.

♦ The Bulldogs had their eight-game home winning streak, which had dated back to this past February and included four SEC wins and three NIT victories, snapped with last month's 84-82 home loss to the now-No. 15 Clemson Tigers.

♦ In their season-opening 75-45 home win over Louisiana Tech (Nov. 10), the Bulldogs matched a modern-day, single-game school standard by being credited with only four turnovers (one in the first half)... That mark tied the modern-day MSU record of four miscues set by the 1978-79 State squad in its 63-61 home triumph over the Kentucky Wildcats on Jan. 15, 1979.

♦ As they prepare for their upcoming week-long, three-game road trip (Dec. 15 at South Alabama; Dec. 19 at Loyola Marymount & Dec. 21 at Texas A&M-Corpus Christi), the Bulldogs have prevailed in 16 of their last 19 non-conference road games dating back to 2000-01... Their nation's-best, 15-game road win string was snapped last year at Clemson... MSU's Rick Stansbury owns a 17-6 (.739) career record in non-SEC road games, but was just 1-3 a year ago in winning at Miami of Florida but falling on the road to Clemson, George Mason and Missouri.

♦ In the midst of their upcoming week away from home, the Bulldogs will make their seventh trip (and second in a month's span) to the state of California since Rick Stansbury took over MSU's head coaching duties in 1998... Most recently, MState went 1-2 and collected fifth-place team honors at last month's (Nov. 22-25) inaugural Anaheim Classic.

♦ With two double-doubles already this season (both at the Anaheim Classic), senior all-SEC forward Charles Rhodes is averaging 21.0 points on 70-percent field-goal shooting (26-37 FGs) over his last three games, including recent back-to-back, 20-point efforts versus Miami of Ohio (25) and Murray State (22)... Presently ranked 10th in the SEC in both scoring (15.9 ppg) and rebounding (7.1 rpg), Rhodes also stands eighth in the league in field-goal percentage (.564) and 11th in blocked shots (1.63 bpg).

♦ Currently ranked 29th on MSU's all-time scoring chart with 1,040 career points, senior Charles Rhodes needs nine more points to surpass both Greg Lockhart (1,042 points) and Lawrence Roberts (1,048) to move into 27th place on the school's career scoring list... The Jackson, Miss., native also stands sixth in career blocks (114) at State and is four rejects shy of passing Wiley Peck (117) for fifth place, while also rating 10th in career field-goal percentage (56.1%)... With a team-high 18 dunks this season, Rhodes has 133 career dunks (33% of his career made FGs are dunks) and needs 16 more slams to move ahead of MSU career dunks leader Erick Dampier (148).

♦ Included on the preseason watch lists for the John R. Wooden Award, Bob Cousy Award and Naismith Trophy, junior all-America candidate Jamont Gordon currently ranks sixth in the SEC in scoring (18.4 ppg), tied for ninth in assists (3.75 apg) and tied for 15th in rebounding (6.0 rpg)... On the heels of his season-high, 25-point outing versus Southeastern Louisiana (his fourth 20-point game of the season), Gordon moved into 23rd place on MSU's all-time scoring list with 1,121 career points... With 24 more points, he would move up three more notches to 20th place ahead of Greg Carter (1,123 points), Wiley Peck (1,136) and Gary Hooker (1,144).

♦ Following Saturday's 25-point effort versus Southeastern Louisiana, junior guard/forward Jamont Gordon has scored in double figures in 65 of 73 career MSU outings (all starts), including 16 consecutive double-digit scoring efforts dating back to last season.... The Nashville native also ranks seventh on MState's all-time chart with 346 career assists and is 12 dishes shy of moving up two more places to fifth ahead of Detrick White (351) and Jack Bouldin (357).

♦ Sophomore guard Barry Stewart ranks third on the MSU team in scoring (10.8 ppg), second in assists (2.8 apg) and fourth in rebounding (4.9 rpg), while leading the Bulldogs in steals (11) and minutes played (33.2 mpg)... After averaging 9.8 points per game and setting a new school freshman record with 68 made 3-pointers a year ago as a non-starter, the former Tennessee Class AAA Mr. Basketball began his sophomore season by registering his first collegiate double-double (13 points & career-high 11 rebounds) in this year's season opener against Louisiana Tech.

♦ The fourth member of MState's double-digit scoring quartet on the young season is sophomore guard Ben Hansbrough, who averages 10.0 points per game and ranks third on the club (behind Gordon & Stewart) in assists (2.5 apg)... The younger brother of junior North Carolina All-American Tyler Hansbrough would rank second in the SEC in free-throw percentage (17-19 FTs; .895), but he is three made free throws shy of meeting the 2.5 made per game league minimum... The former Missouri Class 5A Mr. Basketball currently ranks fourth on MSU's all-time three-point field goal percentage list (.403).

♦ A year removed from breaking Erick Dampier's freshman-season school record with 67 blocked shots a year ago, sophomore Jarvis Varnado currently leads the SEC and ranks sixth nationally in blocks (31 total blocks & 3.88 bpg)... Having added some 15 pounds to his 6-foot-9 frame from his rookie season, the Brownsville, Tenn., native also ranks eighth in the league in rebounding (7.8 rpg)... A 63-percent career shooter from the field (93-147 FGs), Varnado already ranks seventh on the school's all-time list with 98 career blocked shots in just 43 career collegiate contests (2.3 bpg).

♦ Now in his 10th season at the MSU basketball helm, Rick Stansbury ranks as the third-longest tenured head hoops coach currently in the SEC behind Florida's Billy Donovan (12th year) and LSU's John Brady (11th year)... Along with being just two victories away from surpassing his former mentor Richard Williams in becoming the school's all-time winningest basketball coach, Stansbury trails only Florida's Billy Donovan among the SEC's active winningest men's basketball coaches both by total victories and winning percentage... Stansbury presently ranks 18th among the all-time winningest SEC coaches by percentage (.640) and stands 22nd all-time by victories (190-107).

PRESEASON BULLDOG BASKETBALL NOTEBOOK

♦ This preseason, the Mississippi State University Athletic Department announced that all season tickets for the 2007-08 men's basketball season have been sold... This marks the second straight year all tickets have been sold out prior to the start of the men's basketball campaign.

♦ Spurred by their appearance in the national semifinals of the MasterCard NIT a year ago, the 21-14 Bulldogs set new single-season school standards for most points scored (2,692), field goals made (951) and attempted (2,071), 3-pointers made (275) and attempted (775), defensive rebounds (921), blocked shots (222), and games played (35; tie).

♦ With Jarvis Varnado and Charles Rhodes ranked fifth and sixth, respectively, among the SEC's blocked shots leaders (52nd & 56th nationally at 1.9 bpg), last year's State squad far surpassed the previous season school standard of 175 blocks set by the Erick Dampier-led 1995-96 Final Four team by ranking eighth nationally with an average of 6.3 blocks per contest... Finishing 2006-07 with 222 rejects as a team, the Bulldogs reached double digits in blocks five times a season ago, including a school-record 15 swats against New Orleans.

♦ For the first time since the three-point shot was introduced to the collegiate game in 1986-87, MState featured four players with 40 or more made 3-pointers last season (Barry Stewart-68; Reginald Delk-63; Ben Hansbrough-47 & Jamont Gordon-42)... In addition, Richard Delk's 30 triples on the year also gave the Bulldogs five players with 30 or more made treys in the same season for the first time in school history.

♦ Highlighted by 11 games with 10 or more made 3-pointers on the season, last year's Bulldog club also firmly established new single-season school records for both 3-pointers made (275) and attempted (775)... Having averaged 7.86 made treys per game a year ago, the 2006-07 State squad easily broke the previous season school marks of 240 made treys and 643 attempts set by the Darryl Wilson-led 1994-95 NCAA Sweet 16 ballclub.

♦ Having established new single-season school standards for most home wins (16), most home games played (19) and highest overall home attendance (123,736) a season ago, the Bulldogs wrapped up their 2006-07 home slate on a seven-game home winning streak at Humphrey Coliseum... The average scoring margin for MState's 19 home games (16-3 record) last season was +16.1 points per home contest, including an average scoring margin of +20.2 points per game during the team's 16 home victories on the season.

♦ Rewarded with a No. 1 regional seed and homecourt advantage during last year's MasterCard NIT, the Bulldogs outscored Mississippi Valley State (82-63), Bradley (101-72) and Florida State (86-71) by an average margin of 21.0 points per home victory en route to advancing to the MasterCard NIT Semi-finals in New York City against West Virginia.

STANSBURY SET TO BECOME MSU'S ALL-TIME WINNINGEST COACH

Now in his 10th season at the Mississippi State helm with a career head coaching record of 190-107 (.640), **Rick Stansbury** stands just two victories shy of surpassing his former mentor **Richard Williams** (191-163; 1987-98) to become the all-time winningest basketball coach in school history.

The Bulldogs have averaged 20.6 wins per season and have participated in postseason tournament play seven times (4 NCAA & 3 NIT) in the nine previous seasons since Stansbury became MSU's head coach in 1998. Prior to Stansbury's hiring as MState's head coach, the Bulldogs had made seven total prior postseason tournament appearances in the school's 86 previous seasons of basketball competition.

As the 2007-08 conference season gets underway next month, Stansbury currently trails only Williams (89) and **Babe McCarthy** (88) for career SEC coaching wins in school history. Having guided the Bulldogs to the 2002 SEC Tournament title, SEC Western Division crowns in 2007, 2004 and 2003, and an outright SEC overall championship in 2004, Stansbury will enter this year's league play sporting a career coaching mark of 75-69 (.521) in regular-season conference action.

TRACKING RICK STANSBURY'S STATUS ON MSU'S ALL-TIME COACHING CHARTS

• CAREER COACHING WINS •

<i>Coach (Tenure)</i>	<i>Record</i>
1. Richard Williams (1987-1998)	191-163
2. Rick Stansbury (1999-present)	190-107
3. Babe McCarthy (1956-1965)	169-85

• CAREER GAMES COACHED •

<i>Coach (Tenure)</i>	<i>GC (Record)</i>
1. Richard Williams (1987-1998)	354 (191-163)
2. Rick Stansbury (1999-present)	297 (190-107)
3. Babe McCarthy (1956-1965)	254 (169-85)

BULLDOGS SECURE SIXTH 20-WIN CAMPAIGN DURING STANSBURY ERA

With last year's 21-14 overall record and first-ever appearance in the national semifinals of the National Invitation Tournament, Mississippi State secured its 13th 20-win season in the school's 95-year hoops history and sixth under current 10th-year head coach Rick Stansbury. Stansbury previously guided the Bulldogs to a school-record four consecutive 20-win campaigns in earning four straight NCAA Tournament appearances in 2001-02 (27-8), 2002-03 (21-10), 2003-04 (26-4) and 2004-05 (23-11). In fact, MSU had never previously put together as many as three successive 20-win campaigns until the 2003-04 State squad went 26-4 overall (14-2 in SEC play) en route to claiming the program's first outright SEC regular-season championship since 1962-63.

Stansbury, who initially became the school's winningest first-year head hoops coach ever with a 20-13 record in 1998-99, has now doubled his predecessor Richard Williams (three 20-win seasons) with a half-dozen 20-win campaigns in his nine seasons at the MSU helm since succeeding his former mentor in 1998. Stansbury had previously moved ahead of Babe McCarthy (four 20-win seasons) with his fifth 20-win campaign coming during the 2004-05 season (23-11). Prior to the Williams/Stansbury era of Mississippi State basketball, the school's first four 20-win seasons were all orchestrated by McCarthy, who compiled a successful 10-year (1956-65) record of 169-85 and directed MSU to those four 20-win campaigns, along with four SEC titles, during a six-year period spanning 1957-58 through 1962-63.

THE WINNINGEST TEAMS IN MISSISSIPPI STATE MEN'S BASKETBALL HISTORY

<i>Season</i>	<i>Coach</i>	<i>Overall Record</i>	<i>SEC Record</i>	<i>SEC Finish</i>	<i>Final Ranking(s)</i>	<i>Postseason</i>
2001-02	Stansbury	27-8 .771	10-6 .625	2nd (West)	#17 AP/ #21 ESPN	NCAA 2nd Rnd
2003-04	Stansbury	26-4 .867	14-2 .875	1st	#8 AP/ #13 ESPN	NCAA 2nd Rnd
1995-96	Williams	26-8 .765	10-6 .625	1st (West)	#19 AP/ #4 CNN	NCAA Final Four
1961-62	McCarthy	24-1 .960	13-1 .929	T-1st	#4 AP/ #4 UPI	
1958-59	McCarthy	24-1 .960	13-1 .929	1st	#3 AP/ #6 UPI	
2004-05	Stansbury	23-11 .676	9-7 .563	3rd (West)		NCAA 2nd Rnd
1994-95	Williams	22-8 .733	12-4 .750	T-1st (West)	#18 AP/ #12 CNN	NCAA Sweet 16
1962-63	McCarthy	22-6 .786	12-2 .857	1st	#6 AP/ #7 UPI	NCAA 1st R/Cons.
2006-07	Stansbury	21-14 .600	8-8 .500	T-1st (West)		NIT Semifinals
2002-03	Stansbury	21-10 .677	9-7 .563	1st (West)	#20 AP	NCAA 1st Rnd
1998-99	Stansbury	20-13 .606	8-8 .500	T-3rd (West)		NIT 1st Rnd
1990-91	Williams	20-9 .690	13-5 .722	T-1st	#21 AP/ #18 UPI	NCAA 1st Rnd
1957-58	McCarthy	20-5 .800	9-5 .643	T-3rd	#15 AP	

MSTATE CLAIMS THIRD SEC WEST DIVISION TITLE IN LAST FIVE YEARS

With their 91-67 home win over Alabama in last year's regular-season finale, the Bulldogs of Mississippi State secured a share of their league-high fifth SEC Western Division title since the league split into two divisions in 1991-92. Last year's shared divisional title with Ole Miss (identical 8-8 league records) also marked MState's third SEC West championship in the last five seasons.

Since the Southeastern Conference went to divisional play beginning with the 1991-92 campaign, MSU also previously claimed at least a share of SEC West titles in 2003-04, 2002-03, 1995-96 and 1994-95. With Mississippi State now leading all teams with five SEC Western Division championships since divisional play began in 1991-92, Arkansas and Ole Miss are next with four SEC West titles apiece, followed by LSU with three, Alabama with two, and Auburn with one.

Prior to last year's divisional title, coach Rick Stansbury's 2003-04 State squad posted a 26-4 overall record and 14-2 SEC mark (including an 8-0 SEC road record) en route to winning the Western Division and capturing the school's first outright regular-season conference championship since 1962-63. The year prior, MSU's 2002-03 contingent went 21-10 overall and 9-7 in league play to claim the first of two straight SEC West titles and advance to the NCAA Tournament for the second straight season during the program's recent four-year run (2002-2005) of consecutive NCAA Tournament appearances.

Under Richard Williams' guidance, the 1994-95 MSU team claimed a share of the SEC West title en route to advancing to the NCAA Sweet Sixteen with an overall record of 22-8 and a 12-4 conference mark. The following year, the 26-8 State squad won the SEC Western Division race (10-6 record) for a second straight year and captured the school's first SEC Tournament title on the way to earning Mississippi State's first-ever appearance in the NCAA Final Four.

PRESEASON BULLDOG BASKETBALL NOTEBOOK

♦ Having featured but two seniors, two juniors, five sophomores and four freshmen a year ago, Mississippi State's talented collection of nine underclassmen combined to contribute 73 percent of the team's scoring, 69 percent of the rebounding, 88 percent of the assists and 76 percent of the club's minutes played during the 2006-07 season.

♦ Scheduled to meet Pennsylvania-based Lafayette College at Jackson's Mississippi Coliseum on Jan. 5, this season marks the fourth consecutive year, and the sixth time since 1998-99, that the Bulldogs will have played a basketball game in Mississippi's capital city during the 10 seasons in which Rick Stansbury has been at the State coaching helm.

♦ Since inter-divisional league play began in 1991-92, the Bulldogs are 89-78 versus the SEC West (57-23 at home & 27-53 on the road) and 52-64 against the SEC East (30-18 at home & 14-34 on the road)... In SEC Tournaments since 1991-92, MSU is 5-2 versus the SEC West and 8-12 against the SEC East... During the Rick Stansbury era of Bulldog basketball, Mississippi State is 55-41 against the SEC West and 29-36 versus the SEC East.

♦ During the Rick Stansbury era of Mississippi State hoops, the Bulldogs are: 151-23 when leading at halftime (5-0 this year); 133-28 when shooting 45% or better from the field (3-0 this year); 154-47 when the opposition shoots less than 45% from the field (5-2 this year); 157-63 when out-rebounding (or tying) the opponent (4-3 this year); and 119-21 when holding the opposition to 65 points or less (4-1 this year)... Also during the Stansbury era, State is: 114-26 overall at Humphrey Coliseum (53-19 vs. SEC teams & 61-7 vs. non-SEC teams); 106-30 overall vs. non-SEC opponents; and 58-10 during December games (30-1 in Dec. home games).

♦ With a composite overall record of 138-65 (.680) during the past seven seasons combined, the Bulldogs of Mississippi State currently rank tied for 31st nationally with Michigan State (and third among SEC teams behind Florida and Kentucky) among the winningest NCAA Division I men's basketball programs dating back to the 2001-02 season and through games of Dec. 11, 2007, according to STATS, Inc., out of Chicago.

♦ Ranking third in the SEC in scoring offense a year ago (76.9 ppg; behind Tennessee and Florida) for all games and second (75.7 ppg) behind only Tennessee for conference games only, the 2006-07 Bulldogs averaged as many as 76.9 points per game for only the second time in the last 15 years (MSU's 2003-04 SEC championship team averaged a league-best 77.3 points per game)... Last year's MSU club averaged nearly nine points more per game than State's 2005-06 squad (68.1 ppg).

♦ Having finished the 2006-07 regular-season slate ranked third in the SEC in both assist/turnover ratio (1.23) and turnover margin (+2.00) for conference games only, the Bulldogs' season-ending league rankings in turnover margin (5th; +0.31) and assist/turnover ratio (6th; 1.04) for all games a year ago were dramatically improved over their last-place team marks of -3.33 turnover margin and 0.63 assist/turnover ratio compiled in 2005-06.

MSU RATES FIRST AMONG WINNINGEST SEC WEST TEAMS SINCE 1998-99

Since 10th-year head coach Rick Stansbury took over Mississippi State's basketball coaching duties from Richard Williams in 1998, the Bulldogs rate as the winningest SEC Western Division team and the third-winningest hoops program overall in the league behind perennial SEC Eastern Division front-runners Florida and Kentucky. Over the last 10 seasons, MSU's composite record of 190-107 (.640) ranks behind only two-time defending NCAA champion Florida [243-72 (.771)] and Kentucky [232-82 (.739)].

In regular-season SEC play, the Bulldogs (75-69) barely trail only Alabama (76-68) among the winningest SEC West programs and rank fifth overall in the league (also behind SEC East foes Kentucky, Florida & Tennessee) since 1998-99.

Additionally, Mississippi State ranks tied for fifth behind Kentucky (17-5), Florida (15-6), Arkansas (11-8) and South Carolina (10-9) in collective SEC Tournament wins dating back to the 1999 postseason. MSU (9-8) is tied with LSU (9-9) with nine victories each in SEC Tournament play since 1999, including a league tournament title in 2002 and a school-first second straight appearance in the SEC Tournament championship game the following year.

TRACKING THE WINNINGEST SEC HOOPS PROGRAMS SINCE 1998-99 (thru 12-11-07)

<u>School</u>	<u>Overall Record</u>	<u>School</u>	<u>SEC Record</u>	<u>School</u>	<u>SEC Record</u>
Florida	243-72 (.771)	Kentucky	106-38 (.736)	Kentucky	17-5 (.773)
Kentucky	232-82 (.739)	Florida	100-44 (.694)	Florida	15-6 (.714)
Mississippi St.	190-107 (.640)	Tennessee	83-61 (.576)	Arkansas	11-8 (.579)
Alabama	186-111 (.626)	Alabama	76-68 (.528)	South Carolina	10-9 (.526)
Tennessee	184-106 (.634)	Mississippi State	75-69 (.521)	MSU/LSU	9-8 (.529)/9-9 (.500)

MSU SETS SEASON MARKS FOR HOME WINS AND GAMES AT THE HUMP

Including commanding MasterCard NIT home victories over Mississippi Valley State (82-63), Bradley (101-72) and Florida State (86-71), last year's Mississippi State team established a new single-season standard with 16 home victories. With the Bulldogs having now reached twin-digit home wins during each of coach Rick Stansbury's previous nine seasons at the MSU helm, last year's State squad surpassed the 13-home win seasons posted by Stansbury's 2000-01 (13-4) and 2001-02 (13-1) clubs at Humphrey Coliseum, as well as coach Babe McCarthy's 1961-62 (13-0) and 1957-58 (13-0) teams at the 'New Gym' (later called McCarthy Gym).

Having had their eight-game home winning streak snapped last month by Clemson, Mississippi State is now 114-26 (.814) overall at Humphrey Coliseum under Stansbury's direction, including a 53-19 (.736) SEC mark and a 61-7 (.897) record against non-conference opponents.

The Bulldogs have now compiled a 33-season composite record of 320-124 (.721) at "The Hump" since Mississippi State's basketball facility opened prior to the 1975-76 campaign.

TRACKING THE BULLDOGS' HOME SUCCESS UNDER RICK STANSBURY'S GUIDANCE

<u>Season</u>	<u>Overall</u>		<u>SEC</u>		<u>Non-SEC</u>	
	<u>Record</u>	<u>Win %</u>	<u>Record</u>	<u>Win %</u>	<u>Record</u>	<u>Win %</u>
1998-99	12-2	.857	6-2	.750	6-0	1.000
1999-00	10-4	.714	4-4	.500	6-0	1.000
2000-01	13-4	.765	6-2	.750	7-2	.778
2001-02	13-1	.929	7-1	.875	6-0	1.000
2002-03	12-2	.857	7-1	.875	5-1	.833
2003-04	12-2	.857	6-2	.750	6-0	1.000
2004-05	11-2	.846	6-2	.750	5-0	1.000
2005-06	11-5	.688	5-3	.625	6-2	.750
2006-07	16-3	.842	6-2	.750	10-1	.909
2007-08	4-1	.800	0-0	.000	4-1	.800
10-Year Totals	114-26	.814	53-19	.736	61-7	.897

MSTATE CLAIMS SEVENTH POSTSEASON BERTH IN NINE SEASONS

With last year's run to the national semifinals of the MasterCard NIT, the Mississippi State Bulldogs have made seven postseason tournament appearances (4 NCAA & 3 NIT) in the nine previous seasons under the guidance of 10th-year head basketball coach Rick Stansbury.

Prior to Stansbury's hiring as MSU's head coach in 1998, Mississippi State had made seven total postseason tournament appearances (4 NCAA & 3 NIT) in the 86 previous seasons of basketball competition. In addition to doubling the school's all-time postseason tournament appearances in just nine seasons at the State helm, the Bulldogs' recent run of four straight NCAA Tournament berths (2002-05) also doubled the prior school record of back-to-back NCAA appearances previously set in 1994-95 (Sweet 16) and 1995-96 (Final Four) by Richard Williams' MSU clubs.

All total in the 95 previous seasons of collegiate basketball competition at Mississippi State, the Bulldogs have now made 14 all-time postseason tournament appearances (8 NCAA & 6 NIT) with last year's sixth NIT berth in school history. MState has now compiled a 6-6 composite record in six NIT appearances (2007, 2001, 1999, 1994, 1990 & 1979). MSU has also put together a collective 10-8 record during eight all-time appearances in the NCAA Tournament, including four straight NCAA tourney showings (2002-05) under Stansbury's guidance.

MISSISSIPPI STATE'S ALL-TIME POSTSEASON TOURNAMENT APPEARANCES (14)

<u>Season</u>	<u>Coach</u>	<u>Overall Record</u>	<u>SEC Record</u>	<u>SEC Finish</u>	<u>Final Rankings</u>	<u>Postseason</u>
2006-07	Stansbury	21-14 .600	8-8 .500	T-1st (West)		NIT Semifinals
2004-05	Stansbury	23-11 .676	9-7 .563	3rd (West)		NCAA 2nd Rnd
2003-04	Stansbury	26-4 .867	14-2 .875	1st	#8 AP/ #13 ESPN	NCAA 2nd Rnd
2002-03	Stansbury	21-10 .677	9-7 .563	1st (West)	#20 AP	NCAA 1st Rnd
2001-02	Stansbury	27-8 .771	10-6 .625	2nd (West)	#17 AP/ #21 ESPN	NCAA 2nd Rnd
2000-01	Stansbury	18-13 .581	7-9 .438	T-4th (West)		NIT Quarters
1998-99	Stansbury	20-13 .606	8-8 .500	T-3rd (West)		NIT 1st Rnd
1995-96	Williams	26-8 .765	10-6 .625	1st (West)	#19 AP/ #4 CNN	NCAA Final Four
1994-95	Williams	22-8 .733	12-4 .750	T-1st (West)	#18 AP/ #12 CNN	NCAA Sweet 16
1993-94	Williams	18-11 .621	9-7 .563	3rd (West)		NIT 1st Rnd
1990-91	Williams	20-9 .690	13-5 .722	T-1st	#21 AP/ #18 UPI	NCAA 1st Rnd
1989-90	Williams	16-14 .533	7-11 .389	T-8th		NIT 2nd Rnd
1978-79	Hatfield	19-9 .679	11-7 .611	T-3rd		NIT 1st Rnd
1962-63	McCarthy	22-6 .786	12-2 .857	1st	#6 AP/ #7 UPI	NCAA (1stR-Cons.)

GAME #1 RECAP

MSU 75, LOUISIANA TECH 45 Nov. 10, 2007 • STARKVILLE, MS

The Bulldogs tipped off their 96th season of collegiate basketball competition by cruising to a 75-45 home triumph over Louisiana Tech at MSU's Humphrey Coliseum.

With MSU (1-0) trailing by four points (10-6) eight minutes into the contest, Charles Rhodes' back-to-back dunks helped spark the Bulldogs on a 24-4 run over the final nine minutes of the opening half to give the home team a comfortable 30-14 halftime advantage. The sluggish first half of play saw MState shoot just 32 percent from the field, while Louisiana Tech (0-1) struggled at 22 percent field-goal shooting.

The homestanding Bulldogs continued to remain in control during the second stanza, building a 20-point lead (37-17) by the 16:31 mark. With the visitors getting no close than 18 points (49-31 with 12:21 left) the rest of the way, the cushion increased to 30 points (61-31) by the 7:26 mark and ballooned to as many as 36 points (75-39) before MSU settled for the 30-point triumph. Five years ago in the last meeting between the two teams, MState pounded out an equally convincing 78-38 home victory over LTU.

While moving to 9-1 in season home openers during the Rick Stansbury era, the Bulldogs extended their home winning streak to eight consecutive games dating back to this past February. During that stretch, MSU's average margin of victory has been 20.1 points per home triumph.

Jamont Gordon paced four double-figure State scorers with a game-high 21 points. Charles Rhodes followed with 17 points, while Barry Stewart notched his first career double-double with 13 points and a career-high 11 rebounds. Kyle Gibson topped the visitors with his own double-double of 15 points and 15 boards.

LOUISIANA TECH (0-1)

Player	FG	3FG	FT	RB	PF	PT	A	Min
Rogers	1-4	0-0	0-0	9	3	2	1	21
Smith	3-11	0-0	0-0	7	1	6	0	29
Washington	2-6	1-3	0-0	3	1	5	1	31
Clark	2-4	2-3	0-0	3	0	6	2	14
Gibson	4-14	2-7	5-10	15	2	15	2	36
Loe	2-7	0-1	0-0	2	2	4	1	24
Mims	0-0	0-0	0-0	1	3	0	0	9
Lathan	1-10	1-5	0-0	3	3	3	0	20
Tims	2-6	0-1	0-0	4	3	4	0	16
Team				5				
TOTALS	17-62	6-20	5-10	52	18	45	7	200

MISSISSIPPI STATE (1-0)

Player	FG	3FG	FT	RB	PF	PT	A	Min
Rhodes	8-17	0-0	1-4	7	2	17	2	27
Varnado	1-5	0-0	2-2	5	1	4	0	26
Hansbrough	3-8	3-6	2-2	3	1	11	3	27
Stewart	5-10	1-5	2-3	11	2	13	3	26
Gordon	7-14	3-7	4-4	5	1	21	3	29
R. Johnson	0-2	0-0	0-0	1	1	0	0	4
Begley	0-1	0-0	0-0	0	0	0	0	1
Lupe	0-0	0-0	0-0	0	0	0	0	1
Bryant	0-0	0-0	0-0	0	0	0	0	1
Benock	1-3	1-3	0-0	1	1	3	0	11
B. Johnson	1-3	0-1	2-3	2	2	4	0	11
Augustus	0-2	0-2	0-0	2	1	0	0	9
Turner	0-3	0-1	0-0	4	1	0	2	18
Bolen	0-0	0-0	0-0	1	0	0	0	1
Bailey	1-3	0-0	0-2	1	0	2	0	8
Team				3				
TOTALS	27-71	8-25	13-20	46	13	75	13	200

Halftime: MSU 30, LTU 14. FG%: MSU 38.0%, LTU 27.4%. 3FG%: MSU 32.0%, LTU 30.0%. FT%: MSU 65.0%, LTU 50.0%. Turnovers: MSU 4 (Gordon 2), LTU 22 (Clark 4). Blocked Shots: MSU 10 (Varnado 6), LTU 3 (Gibson 2). Steals: MSU 6 (Gordon, Turner 2), LTU 3 (Rogers 2). Officials: Ted Valentine, Rick Crawford, Eugene Jr. Crawford. Attendance: 10,153.

GAME #2 RECAP

CLEMSON 84, MSU 82 Nov. 15, 2007 • STARKVILLE, MS

The Bulldogs had their eight-game home winning streak snapped by dropping a hard-fought 84-82 home decision to reigning NIT runner-up Clemson at MSU's Humphrey Coliseum.

The visiting Tigers (2-0) led for most of the opening 20 minutes of play. Following a second tie (13-13) nine minutes into the contest, Clemson scored eight unanswered points to take an eight-point lead (21-13) with 9:18 remaining in the half. The Bulldogs (1-1) would cut the deficit to two points (23-21) two minutes later, but Clemson responded with a dunk and a 3-pointer to re-establish control of the game and go on to take a 39-32 halftime advantage.

The visitors continued to maintain the lead for the opening 11 minutes of the second stanza, before MSU went on a 9-0 run midway through the half to take a 54-52 lead on a Charles Rhodes dunk at the 8:17 mark. Seven lead changes and two ties ensued over the next four minutes.

Back-to-back dunks by Brian Johnson gave MState its final lead (71-70) with 2:23 left in the contest. A 3-pointer by Clemson's K.C. Rivers at the 1:11 mark was answered by a Barry Stewart trey with 43 seconds left to cut MSU's deficit to two points (78-76). However, Tiger freshman guard Demontez Stitt sealed the two-point Clemson victory with 6-of-6 free-throw shooting over the final 26 seconds.

Though Clemson struggled with 34-percent shooting from the field, State did not help its own cause with just 61-percent accuracy from the line.

Jamont Gordon led all scorers with 23 points and added a dozen rebounds to record his 11th career double-double for the Bulldogs. Rhodes tossed in 17 points despite first-half foul trouble. Rivers and freshman Terrence Oglesby paced the winners with 17 points each, while all-America candidate James Mays totaled 14 points, 11 rebounds and four assists.

CLEMSON (2-0)

Player	FG	3FG	FT	RB	PF	PT	A	Min
Rivers	5-14	3-4	4-4	7	2	17	1	30
Mays	5-13	0-1	4-8	11	4	14	4	34
Booker	2-4	0-0	0-0	6	4	4	0	17
Stitt	0-9	0-2	8-8	2	2	8	3	26
Hammonds	5-11	2-5	1-2	6	1	13	5	35
Sykes	2-6	0-0	0-2	3	2	4	0	15
Potter	0-1	0-0	2-2	0	3	2	0	11
Oglesby	4-9	3-7	6-9	1	1	17	1	19
Perry	0-0	0-0	0-0	0	0	0	0	1
Powell	0-2	0-2	0-0	0	0	0	0	2
Grant	1-1	0-0	3-3	1	3	5	0	10
Team				5				
TOTALS	24-70	8-21	28-38	42	22	84	14	200

MISSISSIPPI STATE (1-1)

Player	FG	3FG	FT	RB	PF	PT	A	Min
Rhodes	7-12	0-0	3-7	6	3	17	1	25
Varnado	3-7	0-0	1-2	12	5	7	0	27
Hansbrough	1-4	1-4	3-4	2	4	6	3	37
Stewart	3-10	2-6	4-4	6	5	12	2	36
Gordon	7-16	3-9	6-10	12	4	23	3	33
Benock	0-3	0-3	0-0	0	0	0	0	5
B. Johnson	4-4	0-0	2-2	3	2	10	0	19
Turner	2-6	1-2	0-2	4	3	5	1	15
Bailey	1-2	0-0	0-0	1	2	2	0	3
Team				5				
TOTALS	28-64	7-24	19-31	51	28	82	10	200

Halftime: CU 39, MSU 32. FG%: MSU 43.8%, CU 34.3%. 3FG%: MSU 29.2%, CU 38.1%. FT%: MSU 61.3%, CU 73.7%. Turnovers: MSU 19 (Gordon 6), CU 13 (Stitt 5). Blocked Shots: MSU 10 (Varnado 6), CU 3 (Booker 2). Steals: MSU 5 (Stewart 2), CU 9 (Rivers 3). Officials: Karl Hess, Tom Eades, Mike Eades. Technicals: MSU Bench. Attendance: 9,950.

GAME #3 RECAP

MSU 86, UT MARTIN 70 Nov. 17, 2007 • STARKVILLE, MS

The Bulldogs wrapped up their season-opening, three-game homestand by claiming an 86-70 victory over UT Martin at MSU's Humphrey Coliseum.

MState (2-1) scored the first dozen points of the contest before UT Martin's Lester Hudson gave the visiting Skyhawks (2-3) their first points of the game with a 3-pointer at the 15:34 mark of the opening period. UTM cut the deficit to four points (12-8) soon thereafter and kept the contest to within single digits until the 5:34 mark when Ben Hansbrough connected on a 3-pointer to give MSU an 11-point lead (32-21).

The Bulldogs increased their lead to 16 points (39-23) with 3:03 left in the half before settling for a 41-30 halftime advantage. State's Charles Rhodes tallied 15 first-half points on 7-of-8 shooting to lead the way for the home team.

MSU maintained its double-figure lead throughout the second stanza, stretching the comfortable margin to as many as 27 points over the final minutes before coming away with the 16-point triumph.

The Bulldogs shot 55 percent from the field for the game, including 10-of-22 (46%) treys. In the second half, MSU picked up the pace in shooting 65 percent (17-26 FGs) overall and connecting on 5-of-9 second-half trey attempts. Defensively, MState limited the Skyhawks to just 32-percent field-goal shooting and had nine blocked shots for the contest.

Hansbrough paced four double-digit State scorers with 20 points on 4-of-6 triples. Hudson and Marquis Weddle led the visitors with 27 and 24 points, respectively.

UT MARTIN (2-3)

Player	FG	3FG	FT	RB	PF	PT	A	Min
Hay	0-0	0-0	0-0	0	3	0	0	14
Irrarrazabal	0-2	0-0	0-0	3	1	0	0	16
Wright	1-8	1-4	0-0	0	3	3	0	22
Weddle	10-23	4-10	0-1	2	2	24	3	35
Hudson	9-22	4-12	5-5	11	4	27	4	39
Riedewald	1-1	0-0	0-0	2	3	2	1	18
Simmons	0-1	0-0	2-2	1	2	2	0	2
Robinson	4-16	2-8	0-2	11	1	10	1	30
Pearson	0-3	0-1	2-4	4	0	2	1	16
Bailey	0-2	0-1	0-0	2	2	0	1	8
Team				2				
TOTALS	25-78	11-36	9-14	38	21	70	11	200

MISSISSIPPI STATE (2-1)

Player	FG	3FG	FT	RB	PF	PT	A	Min
Rhodes	7-9	0-0	1-2	5	3	15	2	24
Varnado	4-4	0-0	0-0	16	1	8	1	27
Hansbrough	6-8	4-6	4-4	5	2	20	3	25
Stewart	3-12	0-4	3-4	4	1	9	4	26
Gordon	4-8	2-4	0-1	4	1	10	6	29
R. Johnson	1-3	0-0	0-0	0	0	2	0	6
Begley	0-0	0-0	0-0	1	1	0	0	2
Lupe	0-0	0-0	0-0	0	0	0	0	1
Bryant	1-1	0-0	0-1	1	0	2	0	1
Benock	3-3	3-3	1-2	2	0	10	4	15
B. Johnson	0-3	0-1	0-0	4	0	0	0	12
Augustus	0-1	0-0	0-0	0	2	0	0	7
Turner	2-6	1-4	1-2	0	1	6	1	16
Bolen	0-0	0-0	0-0	0	1	0	0	1
Bailey	2-2	0-0	0-0	2	1	4	0	8
Team				6				
TOTALS	33-60	10-22	10-16	50	14	86	21	200

Halftime: MSU 41, UTM 30. FG%: MSU 55.0%, UTM 32.1%. 3FG%: MSU 45.5%, UTM 30.6%. FT%: MSU 62.5%, UTM 64.3%. Turnovers: MSU 25 (Rhodes, Stewart 4), UTM 14 (Robinson 5). Blocked Shots: MSU 9 (Rhodes, Varnado 3), UTM 1 (Robinson 1). Steals: MSU 6 (Stewart 2), UTM 9 (Hudson 3). Officials: Mike Stuart, Brent Barnaky, Everett Summers. Attendance: 9,950.

GAME #4 RECAP

MSU 68, UC IRVINE 53 Nov. 22, 2007 • ANAHEIM, CA ANAHEIM CLASSIC • FIRST ROUND

In their first road competition of the season, the Bulldogs opened the inaugural Anaheim Classic with a 68-53 victory over UC Irvine at the Anaheim Convention Center.

Opening the contest hitting eight of their first nine shots from the field, including their first five three-point shot attempts, the Bulldogs (3-1) mounted a double-digit lead (19-9) by the 13:11 mark on a Phil Turner trey. MSU pretty much controlled the opening 20 minutes of play with its continued hot shooting, though UC Irvine (2-2) managed to cut the deficit to five points (39-34) with under a minute left in the half.

Hitting 58 percent (15-26 FGs) from the field, including 6-of-9 treys (67%) in the opening period, the Bulldogs settled for a 41-34 halftime lead.

After the Anteaters pulled to within five points on two occasions during the first four minutes of the second stanza, MSU ran off 10 unanswered points over a three-minute span to take a 15-point advantage (55-40) by the 12:53 mark. The Bulldogs also stepped up their defensive intensity in the closing period to re-establish control of the contest.

Limiting UCI to just six second-half field goals on 24 attempts (25%) and owning a commanding 27-16 rebounding advantage during the final 20 minutes, the Bulldogs went on to claim their 15-point triumph and earn the right to face 18th-ranked Southern Illinois in the semifinals.

As a team, MState held UCI to 35-percent shooting from the field (only 3-17 treys) on the day, while owning a 43-31 lead on the boards.

Barry Stewart paced four double-digit State scorers with 18 points (4-7 treys). Jamont Gordon added 15 points, while Charles Rhodes notched his seventh career double-double with 11 points and 11 rebounds. Patrick Sanders led UC Irvine with 18 points and five rebounds.

MISSISSIPPI STATE (3-1)

Player	FG	3FG	FT	RB	PF	PT	A	Min
Rhodes	3-14	0-2	5-6	11	2	11	1	35
Varnado	1-2	0-0	0-1	6	4	2	1	19
Hansbrough	4-8	1-4	4-5	4	1	13	1	34
Stewart	6-10	4-7	2-2	6	1	18	2	38
Gordon	7-12	1-2	0-2	6	4	15	4	25
R. Johnson	0-1	0-0	0-0	0	0	0	0	1
Benock	0-0	0-0	0-0	1	1	0	1	6
B. Johnson	2-4	0-0	2-2	5	3	6	1	21
Augustus	0-0	0-0	0-0	0	0	0	0	1
Turner	1-4	1-3	0-0	2	1	3	2	16
Bailey	0-0	0-0	0-2	0	0	0	0	4
Team				2				
TOTALS	24-55	7-18	13-20	43	17	68	13	200

UC IRVINE (2-2)

Player	FG	3FG	FT	RB	PF	PT	A	Min
Sanders	6-13	1-3	5-9	5	4	18	0	31
Rodenberg	0-1	0-0	0-0	1	2	0	1	17
Bland	0-8	0-0	2-2	4	4	2	3	31
Hunter	1-8	0-5	0-0	3	2	2	3	27
DeCasas	1-4	1-3	0-0	0	1	3	0	12
Awaji	6-8	0-2	1-2	3	3	13	0	22
Lauer	0-3	0-2	0-0	3	0	0	0	15
Harris	0-0	0-0	0-0	2	1	0	3	14
Fells	5-9	1-2	4-5	4	4	15	1	31
Team				6				
TOTALS	19-54	3-17	12-18	31	21	53	11	200

Halftime: MSU 41, UCI 34. FG%: MSU 43.6%, UCI 35.2%. 3FG%: MSU 38.9%, UCI 17.6%. FT%: MSU 65.0%, UCI 66.7%. Turnovers: MSU 17 (Rhodes, Gordon 5), UCI 13 (Rodenberg 3). Blocked Shots: MSU 5 (Gordon, Varnado 2), UCI 1 (Sanders 1). Steals: MSU 6 (Rhodes 3), UCI 7 (Fells 2). Officials: Don Daily, Jeff Malham, Brad Ferrie. Attendance: 1,387.

GAME #5 RECAP

#18 SOUTHERN ILLINOIS 63, MSU 49 Nov. 23, 2007 • ANAHEIM, CA ANAHEIM CLASSIC • SEMIFINALS

The Bulldogs dropped a 63-49 decision to 18th-ranked Southern Illinois in the semifinals of the inaugural Anaheim Classic played at the Anaheim Convention Center.

In a first half that featured five ties and three lead changes, MState (3-2) owned the upper hand for the first 10 minutes of the opening period. Midway through the half, the Salukis (3-0) scored six unanswered points to take a brief 19-15 lead. MSU countered with eight straight points to pull ahead by four points (23-19) with 3:28 remaining in the half. En route to scoring 15 first-half points, Jamont Gordon's third 3-pointer of the half put the Bulldogs on top by five points (26-21) with just under three minutes left before the half.

However, Joshua Bone came off the SIU bench to drill a trio of treys over the final 1:46, including one with time running out in the period, to give the Salukis a 32-28 halftime advantage.

Southern Illinois maintained its momentum by scoring the first half-dozen points of the second stanza to increase the margin to double figures (38-28) two minutes into the half. With Randal Falker scoring 13 of SIU's first 15 second-half points, the Salukis again went ahead by twin digits (45-35) with 13:14 remaining.

MSU's Gordon cut the deficit in half (47-42) with another 3-pointer at the 9:44 mark, but SIU's Bone put a damper on the Bulldogs' comeback attempt by nailing back-to-back triples to give the Salukis an 11-point cushion (53-42) with 8:23 left in the contest. MState would get no closer than nine points the rest of the way, as Southern Illinois coasted to the 14-point victory in advancing to the championship contest.

Gordon, held to five second-half points, was MSU's lone double-figure scorer with 20 points. Falker tallied a game-high 23 points on 7-of-9 field goals and 9-of-10 free throws for the winners, while Bone added 15 points off the Saluki bench with his 5-of-6 three-point shooting effort.

MISSISSIPPI STATE (3-2)

Player	FG	3FG	FT	RB	PF	PT	A	Min
Rhodes	2-5	0-0	0-1	6	5	4	0	21
Varnado	3-3	0-0	0-2	7	3	6	0	36
Hansbrough	1-8	1-7	2-2	3	1	5	6	33
Stewart	3-9	1-3	2-2	3	2	9	3	38
Gordon	7-12	4-8	2-2	4	3	20	2	35
B. Johnson	1-2	0-0	0-0	2	0	2	0	14
Turner	1-3	1-2	0-0	1	2	3	0	17
Bailey	0-0	0-0	0-0	1	2	0	0	6
Team				2				
TOTALS	18-42	7-20	6-9	29	18	49	11	200

SOUTHERN ILLINOIS (3-0)

Player	FG	3FG	FT	RB	PF	PT	A	Min
Falker	7-9	0-0	9-10	5	3	23	2	33
Shaw	3-12	1-6	4-4	5	3	11	1	36
Boyle	4-7	0-0	0-0	4	3	8	1	33
Mullins	1-5	0-1	4-4	2	2	6	8	37
Green	0-3	0-1	0-0	2	2	0	2	29
Bone	5-6	5-6	0-0	0	2	15	1	16
Armstrong	0-0	0-0	0-0	0	0	0	0	1
Coopwood	0-2	0-2	0-0	0	1	0	0	1
Wood	0-1	0-1	0-0	2	0	0	0	5
Cornelius	0-0	0-0	0-0	0	0	0	0	1
Fay	0-0	0-0	0-0	0	1	0	0	8
Team				4				
TOTALS	20-45	6-17	17-18	24	17	63	15	200

Halftime: SIU 32, MSU 28. FG%: MSU 42.9%, SIU 44.4%. 3FG%: MSU 35.0%, SIU 35.3%. FT%: MSU 66.7%, SIU 94.4%. Turnovers: MSU 21 (Gordon 5), SIU 12 (Falker 4). Blocked Shots: MSU 3 (Varnado 2), SIU 2 (Falker, Shaw 1). Steals: MSU 5 (Varnado 2), SIU 9 (Mullins 6). Officials: Gerry Pollard, Don Daily, Brad Ferrie. Attendance: 1,447.

GAME #6 RECAP

MIAMI (OH) 67, MSU 60 Nov. 25, 2007 • ANAHEIM, CA ANAHEIM CLASSIC - 3RD-PLACE GAME

The Bulldogs went 1-2 in the inaugural Anaheim Classic after dropping a 67-60 decision to Miami University in the tournament's third-place game played at the Anaheim Convention Center.

After MSU's Charles Rhodes scored the game's first two points, the RedHawks (3-1) went on a 14-3 run, keyed by a pair of 3-pointers apiece by Michael Bramos and Alex Moosman, to take a 14-5 lead by the 15:38 mark of the opening half. Spurred by 5-of-9 three-point shooting during the first 20 minutes of play, Miami maintained control of the contest throughout the first period. The Bulldogs (3-3) did tighten things up a bit late in the half by outscoring MU, 7-1, over the final three minutes to cut the deficit to just five points (29-24) by the intermission.

Despite coming up empty on their first four offensive possessions of the second stanza, the Bulldogs outscored Miami, 12-6, through the first five minutes of the half and regained a brief 36-35 lead on a Ben Hansbrough 3-pointer at the 14:52 mark. Following a fifth tie in the opening nine minutes of second-half play, MState went on an 8-1 run to take a five-point advantage (48-43) midway through the closing period.

With Rhodes scoring 17 of his team-high 25 points in the second half and going over the 1,000-point mark for his career during a three-minute stretch in which he scored nine straight points for MSU, the Bulldogs seemed to grab the momentum in pulling ahead by a half-dozen points (53-47) with 7:06 remaining in the game. However, MU's Tim Pollitz answered with back-to-back buckets to get the RedHawks to within a basket (53-51) by the 5:46 mark.

Following a seventh deadlock of the half (58-58) with 1:46 left, Miami's Tyler Dierkers tipped in the go-ahead basket with 1:03 left on the clock. MU's Bramos, who finished the contest with a game-high 30 points, then converted on a three-point play and hit four additional free throws over the final 42 seconds to seal the victory.

Jamont Gordon added 18 points for MState, while Miami's Pollitz scored all 15 of his points during the second half of play.

MISSISSIPPI STATE (3-3)

Player	FG	3FG	FT	RB	PF	PT	A	Min
Rhodes	11-15	0-0	3-4	10	3	25	1	37
Varnado	1-3	0-0	0-2	6	3	2	0	30
Hansbrough	2-6	2-6	0-0	2	4	6	1	38
Stewart	2-9	1-5	0-0	3	3	5	4	36
Gordon	6-17	0-5	6-7	6	1	18	4	40
Benock	0-0	0-0	0-0	1	1	0	0	4
B. Johnson	2-3	0-0	0-0	3	3	4	0	11
Turner	0-1	0-0	0-0	3	0	0	0	4
Team				2				
TOTALS	24-54	3-16	9-13	36	18	60	10	200

MIAMI, OH (3-1)

Player	FG	3FG	FT	RB	PF	PT	A	Min
Dierkers	3-7	0-1	1-4	9	1	7	10	33
Bramos	9-18	3-6	9-11	2	2	30	0	40
T. Pollitz	6-13	0-0	3-6	4	4	15	2	31
Hayes	0-4	0-2	0-0	2	1	0	3	30
Moosman	4-6	2-3	0-0	3	2	10	1	30
E. Pollitz	2-4	0-0	1-2	4	5	5	2	24
McCombs	0-0	0-0	0-0	0	0	0	0	12
Team				5				
TOTALS	24-52	5-12	14-23	29	15	67	18	200

Halftime: MU 29, MSU 24. FG%: MSU 44.4%, MU 46.2%. 3FG%: MSU 18.8%, MU 41.7%. FT%: MSU 69.2%, MU 60.9%. Turnovers: MSU 15 (Stewart 5), MU 7 (T. Pollitz 3). Blocked Shots: MSU 8 (Varnado 5), MU 1 (Dierkers 1). Steals: MSU 4 (Gordon 2), MU 5 (Five with 1). Officials: Gerry Pollard, Brent Meaux, Don Daily. Attendance: 2,447.

GAME #7 RECAP

MSU 78, MURRAY STATE 61 DEC. 1, 2007 • STARKVILLE, MS

The Bulldogs broke a two-game losing streak and successfully tipped off a three-game December homestand by posting a 78-61 home triumph over Murray State at Humphrey Coliseum.

Coming off consecutive losses to No. 18 Southern Illinois and Miami of Ohio during the Anaheim Classic over the Thanksgiving holiday weekend, MState (4-3) built a 39-24 halftime advantage on the strength of 58-percent shooting through the opening 20 minutes of play. The visiting Racers (3-2) were limited to 32-percent first-half accuracy from the field.

After the visitors cut the deficit to single digits (47-38) three minutes into the second stanza, MSU went on a 17-4 run to increase the margin to a game-high 22 points (64-42) midway through the closing period. The Racers never got any closer than 16 points the rest of the way, as the Bulldogs breezed to their 22nd consecutive December home victory dating back to the 2000-01 campaign.

For the contest, MState shot 52 percent overall from the field as a team, while outscoring the Racers, 18-3, from the charity stripe. The Bulldogs connected on 78 percent of their 23 free throw attempts, in contrast to Murray State attempting just four charity tosses the entire game.

State senior Charles Rhodes tallied a game-high 22 points on 8-of-14 field goals and 6-of-6 free throws to post his second straight 20-point effort of the season. Jamont Gordon and Barry Stewart followed with 15 and 14 points, respectively, for the winners. Tony Easley paced the visitors with 17 points and seven rebounds.

MURRAY STATE (3-2)

Player	FG	3FG	FT	RB	PF	PT	A	Min
Carter	3-9	1-3	2-2	4	4	9	2	25
Easley	8-10	0-0	1-2	7	1	17	0	29
Holloway	2-8	0-3	0-0	2	2	4	2	27
K. Thomas	0-2	0-2	0-0	4	1	0	3	28
D. Thomas	6-11	2-4	0-0	1	3	14	1	27
George	5-11	1-2	0-0	1	2	11	0	24
Williams	3-8	0-1	0-0	1	0	6	0	12
Long	0-1	0-0	0-0	1	0	0	1	11
Sanders	0-0	0-0	0-0	1	2	0	0	5
Fotso	0-2	0-0	0-0	3	3	0	0	12
Team				4				
TOTALS	27-62	4-15	3-4	29	18	61	9	200

MISSISSIPPI STATE (4-3)

Player	FG	3FG	FT	RB	PF	PT	A	Min
Rhodes	8-14	0-0	6-6	5	2	22	2	25
Varnado	1-1	0-0	0-0	7	1	2	1	24
Hansbrough	3-7	2-5	1-1	2	1	9	2	28
Stewart	5-6	2-3	2-2	5	1	14	2	36
Gordon	5-12	0-3	5-6	4	1	15	4	30
R. Johnson	0-0	0-0	0-0	0	0	0	0	5
Begley	0-0	0-0	0-0	0	0	0	0	1
lupe	0-0	0-0	0-0	0	0	0	0	1
Bryant	0-0	0-0	0-0	0	0	0	0	1
Benock	1-3	0-1	0-0	2	0	2	1	9
B. Johnson	3-3	0-0	0-0	4	2	6	1	16
Augustus	0-0	0-0	3-5	1	1	3	0	4
Turner	1-5	0-3	0-0	1	0	2	0	11
Bolen	0-1	0-0	0-0	0	0	0	0	1
Bailey	1-2	0-0	1-3	3	1	3	0	8
Team				2				
TOTALS	28-54	4-15	18-23	36	10	78	13	200

Halftime: MSU 39, MUR 24. FG%: MSU 51.9%, MUR 43.5%. 3FG%: MSU 26.7%, MUR 26.7%. FT%: MSU 78.3%, MUR 75.0%. Turnovers: MSU 14 (B. Johnson 3), MUR 15 (K. Thomas, D. Thomas 3). Blocked Shots: MSU 7 (Varnado 3), MUR 4 (Williams 3). Steals: MSU 11 (Stewart 4), MUR 9 (Easley 3). Officials: Doug Simons, Joe Lindsay, Tim Clougherty. Attendance: 7,787.

GAME #8 RECAP

MSU 84, SOUTHEASTERN LOUISIANA 59 DEC. 8, 2007 • STARKVILLE, MS

In the midst of final exams within a three-game homestand, the Bulldogs claimed an 84-59 victory over Southeastern Louisiana at MSU's Humphrey Coliseum.

Well rested after having a week off from game competition, MState (5-3) built a double-digit lead over the visiting Lions (5-3) by the 11:41 mark of the opening period on a Barry Stewart 3-pointer. In limiting Southeastern to 37-percent shooting and owning a 22-13 advantage on the boards through the first 20 minutes of play, the Bulldogs maintained their double-figure cushion throughout the remainder of the half en route to opening up a comfortable 41-27 halftime lead.

SLU did manage to cut the deficit to single digits (48-39) five minutes into the second stanza, before Charles Rhodes helped MSU reclaim the momentum by scoring four of his 12 second-half points over the next minute to increase the margin back up to 13 points with 14:09 left. The Lions would not get any closer than 11 points the rest of the way, as MState went up by 20 points with 7:11 left and eventually built a 27-point cushion before settling for the 25-point triumph.

For the contest, the Bulldogs benefitted from a 39-24 rebounding advantage, while holding Southeastern Louisiana to just 1-of-11 shooting from beyond the arc. The win marked MSU's 23rd straight December home victory.

MSU's Jamont Gordon registered his fourth 20-point effort of the season with a game-high 25 points, while Rhodes finished with 16 points on 7-of-8 accuracy from the field. Both players also added a game-best seven rebounds apiece. Patrick Sullivan paced the visitors with 16 points on 6-of-8 field goals and 4-of-4 free throws.

SOUTHEASTERN LOUISIANA (5-3)

Player	FG	3FG	FT	RB	PF	PT	A	Min
Span	4-10	0-1	2-2	3	2	10	0	31
Nance	4-9	0-1	0-0	4	2	8	3	27
Sullivan	6-8	0-0	4-4	1	3	16	0	22
Green	2-9	0-4	3-3	2	0	7	2	30
Nicks	3-6	1-2	0-0	3	4	7	2	35
Dunbar	0-1	0-1	0-0	1	1	0	0	9
Arnold	4-9	0-2	1-2	2	1	9	0	23
Ndoumba	0-2	0-0	2-4	5	3	2	0	18
Austin	0-0	0-0	0-0	1	1	0	0	5
Team				2				
TOTALS	23-54	1-11	12-15	24	17	59	7	200

MISSISSIPPI STATE (5-3)

Player	FG	3FG	FT	RB	PF	PT	A	Min
Rhodes	7-8	0-0	2-2	7	5	16	0	30
Varnado	4-6	0-0	0-0	3	5	8	0	17
Hansbrough	4-7	1-2	1-1	3	1	10	1	28
Stewart	2-6	2-5	0-0	1	1	6	2	30
Gordon	8-18	1-3	8-10	7	1	25	4	32
R. Johnson	0-1	0-1	1-2	0	0	1	1	6
Begley	0-0	0-0	0-0	0	0	0	0	1
lupe	0-0	0-0	0-0	1	0	0	0	1
Bryant	1-1	0-0	0-0	0	0	2	0	1
Benock	1-4	1-3	0-0	4	0	3	1	14
B. Johnson	1-1	0-0	0-0	0	0	2	0	2
Augustus	3-5	2-2	0-0	6	1	8	0	11
Turner	0-2	0-2	1-2	0	1	1	0	12
Bolen	0-0	0-0	0-0	0	0	0	0	1
Bailey	1-2	0-0	0-2	4	0	2	1	14
Team				3				
TOTALS	32-61	7-18	13-19	39	15	84	10	200

Halftime: MSU 41, SLU 27. FG%: MSU 52.5%, SLU 42.6%. 3FG%: MSU 38.9%, SLU 9.1%. FT%: MSU 68.4%, SLU 80.0%. Turnovers: MSU 21 (Rhodes 5), SLU 22 (Span, Green 5). Blocked Shots: MSU 6 (Varnado 4), SLU 2 (Sullivan, Green 1). Steals: MSU 11 (Rhodes 3), SLU 11 (Nance 5). Officials: Doug Shows, Antinio Petty, Kevin Scott. Attendance: 7,719.

2007-08

PRESEASON SEC MEDIA POLL

EASTERN DIVISION

1. Tennessee* (30).....	180
2. Kentucky.....	142
3. Florida.....	103
4. Vanderbilt.....	98
5. Georgia.....	69
6. South Carolina.....	38

WESTERN DIVISION

1. Arkansas (18).....	168
2. Mississippi State (10).....	148
3. Alabama (1).....	111
4. Auburn (1).....	94
5. LSU.....	63
6. Mississippi.....	46

First-place votes are listed in parentheses;

** - Unanimous selection*

SEC Champion: Tennessee (28); Miss. State (2)

FIRST TEAM PRESEASON ALL-SEC

Richard Hendrix, Alabama

Patrick Beverley, Arkansas

Jamont Gordon, Mississippi State (2)

Chris Lofton, Tennessee (27)

Shan Foster, Vanderbilt

SECOND TEAM PRESEASON ALL-SEC

Steven Hill, Arkansas

Charles Rhodes, Mississippi State

Tasmin Mitchell, LSU

Dwayne Curtis, Mississippi

Tyler Smith, Tennessee (1)

Player of the Year votes are listed in parentheses.

2007-08

PRESEASON COACHES ALL-SEC

FIRST TEAM PRESEASON ALL-SEC

Richard Hendrix, Alabama#

Patrick Beverley, Arkansas

Ramel Bradley, Kentucky

Tasmin Mitchell, LSU#

Jamont Gordon, Mississippi State#

Charles Rhodes, Mississippi State

Chris Lofton, Tennessee#

Shan Foster, Vanderbilt#

SECOND TEAM PRESEASON ALL-SEC

Alonzo Gee, Alabama

Steven Hill, Arkansas

Charles Thomas, Arkansas

Sonny Weems, Arkansas

Marreese Speights, Florida

Sundiata Gaines, Georgia

Joe Crawford, Kentucky

Dwayne Curtis, Mississippi

JaJuan Smith, Tennessee

Tyler Smith, Tennessee

- Unanimous Selection; Ties are not broken

2007-08 MISSISSIPPI STATE UNIVERSITY BULLDOGS

<u>No</u>	<u>NAME</u>	<u>Pos</u>	<u>Ht</u>	<u>Wt</u>	<u>Cl</u>	<u>Exp</u>	<u>HOMETOWN (PREVIOUS SCHOOL)</u>
2	Ravern Johnson	G/F	6-7	175	Fr.	HS	Lyon, MS (Coahoma County HS)
3	Billy Begley	G	6-1	190	Sr.	3L	Henderson, KY (Notre Dame Prep [MA])
10	Joseph Iupe	G	6-1	160	So.	1L	Madison, MS (Madison Central HS)
11	Ben Hansbrough	G	6-3	205	So.	1L	Poplar Bluff, MO (Poplar Bluff HS)
14	Rod Bryant	G	6-1	165	Fr.	HS	Birmingham, AL (G.W. Carver HS)
15	Riley Benock	G	6-4	180	Fr.	HS	Battletown, KY (Meade County HS)
21	Brian Johnson	F/C	6-9	245	Jr.	TR	Laurinburg, NC (Univ. of Louisville)
22	Barry Stewart	G	6-2	170	So.	1L	Shelbyville, TN (Shelbyville Central HS)
23	Charles Rhodes	F/C	6-8	245	Sr.	3L	Jackson, MS (Lanier HS)
24	Kodi Augustus	F	6-8	220	Fr.	PS	Baton Rouge, LA (Maine Central Inst.)
25	Phil Turner	G	6-3	170	Fr.	RS	Grenada, MS (Grenada HS)
32	Jarvis Varnado	F/C	6-9	210	So.	1L	Brownsville, TN (Haywood HS)
33	Brandon Bolen	G	6-3	195	Fr.	HS	Madison, MS (Madison-Ridgeland Acad.)
44	Jamont Gordon	G/F	6-4	230	Jr.	2L	Nashville, TN (Oak Hill Academy [VA])
45	Elgin Bailey	F/C	6-8	265	Fr.	HS	New Orleans, LA (Belaire HS)

Head Coach: Rick Stansbury (Campbellsville, 1982 - 10th year)

Asst. Coach: Robert Kirby (Pan American, 1983 - 10th year)

Asst. Coach: Phil Cunningham (Campbellsville, 1990 - 8th year)

Asst. Coach: Marcus Grant (Mississippi State, 1995 - 4th year)

Coord. of BB Ops: Talvis Franklin (Miss. State, 2007 - 1st year)

PRONUNCIATION GUIDE

Riley Benock: BEE-knock

Ben Hansbrough: HANDS-bro

Joseph Iupe: Eye-YOOP

Ravern Johnson: Ray-VERN

Jarvis Varnado: Vur-NAR-doe

MISSISSIPPI STATE BASKETBALL ROSTER BREAKDOWN

By Class:

<i>Seniors</i>	<i>Juniors</i>	<i>Sophomores</i>	<i>Freshmen</i>
Begley	Gordon	Hansbrough	Augustus
Rhodes	B. Johnson	Iupe	Bailey
		Stewart	Benock
		Varnado	Bolen
			Bryant
			R. Johnson
			Turner

By State/Country:

Mississippi (5): Bolen, Iupe, R. Johnson, Rhodes, Turner
Tennessee (3): Gordon, Stewart, Varnado
Kentucky (2): Begley, Benock
Louisiana (2): Augustus, Bailey
Alabama (1): Bryant
Missouri (1): Hansbrough
North Carolina (1): B. Johnson

2007-08 PRESEASON MISSISSIPPI STATE BASKETBALL HONORS

JAMONT GORDON

John R. Wooden Award Candidate

Naismith Trophy Candidate

Bob Cousy Award Candidate

First-team All-American (Rivals.com)

All-America Team (CollegeInsider.com)

Third-team All-American (Athlon Sports)

Third-team All-American (Collegehoops.net)

Nation's No. 1 Point Guard (Rivals.com)

Nation's Top Penetrator (Rivals.com)

Nation's No. 2 Shooting Guard (Lindy's)

Nation's No. 3 Slasher (Athlon Sports)

Consensus First-team All-SEC

SEC's Best Athlete (Sporting News Yearbook)

SEC's Best Penetrator (Sporting News Yearbook)

SEC's Most Versatile Player (Lindy's)

CHARLES RHODES

Honorable Mention All-American (Athlon Sports)

Nation's No. 8 Post Man (Athlon Sports)

Nation's No. 15 Center (Collegehoops.net)

Nation's No. 22 Center (Lindy's)

First-team All-SEC (Coaches poll)

Second-team All-SEC (Media poll)

MISSISSIPPI STATE TEAM

No. 17 (Rivals.com)

No. 23 (Collegehoops.net)

No. 25 (ESPN.com/Dick Vitale)

No. 30 (CBS Sportsline College Preview)

MISSISSIPPI STATE HEAD BASKETBALL COACH RICK STANSBURY

Now in his 10th season as head coach of the Mississippi State Bulldogs, Rick Stansbury currently stands just two victories shy of passing his former mentor **Richard Williams** in becoming the all-time winningest basketball coach in school history. Stansbury previously spent eight seasons on Williams' State staff prior to being named his successor in 1998.

In his 19th season overall with the MSU hoops program, Stansbury has now been associated with 11 postseason tournament teams (7 NCAA & 4 NIT), two SEC Tournament title clubs and six regular-season league/divisional championship squads. With career head coaching records of 190-107 (.640) overall and 75-69 (.521) in SEC games, Stansbury trails only Williams (191-163; 1987-98) on the school's all-time lists for career games coached and career coaching victories.

During his nine-plus seasons at the Mississippi State helm, Stansbury has doubled the school's all-time postseason tournament appearances from seven to 14 with four consecutive NCAA Tournament berths (2002-05) along with last year's third NIT showing (2007, '01 & '99). With six 20-win seasons under Stansbury's guidance, MSU has also claimed an overall SEC championship (2004), three SEC West crowns (2007, '04 & '03) and an SEC Tournament title (2002) over the past six seasons.

With his 2006-07 MSU team securing the school's seventh postseason tournament appearance (4 NCAA & 3 NIT) in his first nine seasons at the State helm, Stansbury most recently guided the 21-14 Bulldogs to a berth in last year's NIT Semifinals as well as a third SEC West title in the last five years.

Three years ago in 2004-05, Stansbury further extended all-time school marks by directing the 23-11 Bulldogs to a fourth consecutive NCAA Tournament appearance as well as a fourth straight 20-win season. Prior to the current decade, the Bulldogs had neither previously reached 20 wins in three straight seasons, made four consecutive postseason tournaments nor earned three straight NCAA Tournament berths in the program's basketball history.

During the 2003-04 season, Stansbury guided State to its first outright SEC title since 1962-63 with a 14-2 league mark en route to posting a 26-4 overall record (12-0 on the road) and earning a school-first third straight NCAA Tournament appearance. In doing so, Stansbury was named The Associated Press SEC Coach of the Year, while earning district coaching honors from both the National Association of Basketball Coaches and United States Basketball Writers Association. He piloted the 21-10 Bulldogs to an NCAA Tournament berth in 2002-03 after advancing to the title game of the SEC Tournament for a second consecutive year.

In his rookie season at the Bulldog helm (1998-99), Stansbury became the school's all-time winningest first-year head basketball coach (20-13). During the 2001-02 season, he directed MSU to a school-record 27 wins, including an SEC Tournament title and NCAA appearance.

Previously as an eight-year assistant/associate head coach on Williams' staff, Stansbury played an integral role in helping guide Mississippi State University to three NCAA Tournaments, including a Final Four berth in 1996 and Sweet 16 showing in 1995, one NIT appearance (1994), one SEC Tournament title (1996), one regular-season SEC overall co-championship (1991), and back-to-back SEC Western Division crowns in 1995 and 1996.

Prior to his move to Starkville, Stansbury served a six-year stint (1985-90) as an assistant coach at Austin Peay State. Born in Louisville, Ky., and raised in Brandenburg, Ky., he is a 1982 graduate of Campbellsville (Ky.) College and was inducted into his alma mater's Athletic Hall of Fame in 2003. Stansbury then went on to earn a master's degree in 1984 from Cumberland (Ky.) College. Stansbury, 47, is married to the former Meo Mellen of Roanoke, Va., and they are the proud parents of three sons - Isaac, 7, Noah, 5, and Luke, 3.

RICK STANSBURY'S CAREER RECORD AS AN ASSISTANT COACH

<u>Season (School)</u>	<u>W-L</u>	<u>Pct.</u>	<u>Postseason Highlights</u>	<u>Conference Highlights</u>
1981-82 (Campbellsville)	12-13	.480		
1983-84 (Cumberland)	31-5	.861	NAIA Tourney (2nd Round)	Won KMAC Tourney championship
2-year NAIA totals	43-18	.705	Also helped Campbellsville to NAIA Tourney as a senior (1980-81)	
1984-85 (Austin Peay)	8-19	.296		
1985-86 (Austin Peay)	14-14	.500		
1986-87 (Austin Peay)	20-12	.625	NCAA Tourney (2nd Round)	Won OVC Tourney championship
1987-88 (Austin Peay)	17-13	.567	OVC Tourney runners-up	T-3rd in OVC with 10-4 record
1988-89 (Austin Peay)	18-12	.600	OVC Tourney runners-up	3rd in OVC with 8-4 record
1989-90 (Austin Peay)	10-19	.345		
6-year APSU totals	87-89	.494	1 NCAA bid; 1 OVC tourney title & 2 OVC trny runner-up finishes	
1990-91 (Miss. State)	20-9	.690	NCAA Tourney (1st Round)	T-1st in SEC with 13-5 record
1991-92 (Miss. State)	15-13	.536		
1992-93 (Miss. State)	13-16	.448		
1993-94 (Miss. State)	18-11	.621	NIT (1st Round)	3rd in SEC West with 9-7 record
1994-95 (Miss. State)	22-8	.733	NCAA Sweet 16	T-1st in SEC West with 12-4 record
1995-96 (Miss. State)	26-8	.765	NCAA Final Four	1st in SEC West; Won SEC Trny title
1996-97 (Miss. State)	12-18	.400		
1997-98 (Miss. State)	15-15	.500		
8-year MSU totals	141-98	.590	3 NCAA & 1 NIT; 1 SEC Tourney title; 3 reg-season league titles	
14-year NCAA totals	228-187	.549	4 NCAA & 1 NIT; 2 league trny titles; 3 reg-season league titles	
16-year overall totals	271-205	.569	4 NCAA, 1 NIT & 1 NAIA Tournament berths; 3 league trny titles	

RICK STANSBURY'S CAREER RECORD AS MSU HEAD COACH

<u>Season</u>	<u>Overall</u>	<u>SEC/Finish</u>	<u>Postseason Highlights</u>	<u>Conference Highlights</u>
1998-99 (MSU)	20-13 .606	8-8/t-3rd (W)	NIT (1st Round)	Semis of SEC Tournament
1999-00 (MSU)	14-16 .467	5-11/t-5th (W)		
2000-01 (MSU)	18-13 .581	7-9/t-4th (W)	NIT (Quarterfinals)	
2001-02 (MSU)	27-8 .771	10-6/2nd (W)	NCAA Tourney (2nd Round)	2nd in SEC West; Won SEC Trny title
2002-03 (MSU)	21-10 .677	9-7/1st (W)	NCAA Tourney (1st Round)	1st in SEC West; Finals of SEC Tourney
2003-04 (MSU)	26-4 .867	14-2/1st	NCAA Tourney (2nd Round)	1st in SEC; 1st in SEC West
2004-05 (MSU)	23-11 .676	9-7/3rd (W)	NCAA Tourney (2nd Round)	4th straight winning season in SEC play
2005-06 (MSU)	15-15 .500	5-11/4th (W)		
2006-07 (MSU)	21-14 .600	8-8/t-1st (W)	NIT (Semifinals)	T-1st in SEC West; Semis of SEC Trny
2007-08 (MSU)	5-3 .625			
10-year totals	190-107 .640	75-69 (.521)	4 NCAA & 3 NIT; 1 SEC title; 3 SEC West titles; 1 SEC tourney title	

RICK STANSBURY'S CAREER RECORD AS A COLLEGIATE COACH

18-year MSU totals	331-205	.618	7 NCAA & 4 NIT; 2 SEC & 5 SEC West titles; 2 SEC Tourney titles	
24-year NCAA totals	418-294	.587	8 NCAA & 4 NIT; 2 SEC & 5 SEC West titles; 3 league tourney titles	
26-year overall totals	461-312	.596	8 NCAA, 4 NIT & 1 NAIA Trny; 2 SEC/5 West titles; 4 league trny titles	

MSU COACHING LEADERS

OVERALL COACHING WINS

<u>Coach (Tenure)</u>	<u>Record</u>
1. Richard Williams (1987-98)	191-163
2. Rick Stansbury (1999-present)	190-107
3. Babe McCarthy (1956-65)	169-85
4. E.C. Hayes (1912-24)	124-54
5. Kermit Davis (1971-77)	91-91
6. Stanfield Hitt (1940-47)	68-69
7. Paul Gregory (1948-55)	58-100
8. Bob Boyd (1982-86)	55-87
9. Joe Dan Gold (1966-70)	51-74
10. Frank Carideo (1936-39)	43-39

OVERALL WINNING PERCENTAGE

<u>Coach (Tenure)</u>	<u>Pct.</u>	<u>W-L</u>
1. E.C. Hayes (1912-24)	.697	124-54
2. Bernie Bierman (1926-27)	.674	31-15
3. Ron Greene (1978)	.667	18-9
4. Babe McCarthy (1956-65)	.665	169-85
5. Rick Stansbury (1999-present)	.640	190-107
6. K.P. Gatchell (1925)	.609	14-9
7. Edwin Hale (1934-35)	.541	20-17
8. Richard Williams (1987-98)	.540	191-163
9. Frank Carideo (1936-39)	.524	43-39
10. Kermit Davis (1971-77)	.500	91-91
T.H. Werner (1909)	.500	5-5

OVERALL GAMES COACHED

<u>Coach (Tenure)</u>	<u>GC</u>	<u>Record</u>
1. Richard Williams (1987-98)	354	191-163
2. Rick Stansbury (1999-present)	297	190-107
3. Babe McCarthy (1956-65)	254	169-85
4. Kermit Davis (1971-77)	182	91-91
5. E.C. Hayes (1912-24)	178	124-54
6. Paul Gregory (1948-55)	158	58-100
7. Bob Boyd (1982-86)	142	55-87
8. Stanfield Hitt (1940-47)	137	68-69
9. Joe Dan Gold (1966-70)	125	51-74
10. Ray G. Dauber (1928-33)	90	37-53

SEC COACHING WINS

<u>Coach (Tenure)</u>	<u>Record</u>
1. Richard Williams (1987-98)	89-113
2. Babe McCarthy (1956-65)	88-54
3. Rick Stansbury (1999-present)	75-69
4. Kermit Davis (1971-77)	44-82
5. Stanfield Hitt (1940-47)	41-55
6. Paul Gregory (1948-55)	33-83
7. Joe Dan Gold (1966-70)	32-56
8. Bob Boyd (1982-86)	29-61
9. Frank Carideo (1936-39)	27-31
10. Jim Hatfield (1979-81)	21-33

SEC WINNING PERCENTAGE

<u>Coach (Tenure)</u>	<u>Pct.</u>	<u>W-L</u>
1. Ron Greene (1978)	.722	13-5
2. Babe McCarthy (1956-65)	.620	88-54
3. Rick Stansbury (1999-present)	.521	75-69
4. Frank Carideo (1936-39)	.466	27-31
5. Richard Williams (1987-98)	.441	89-113
6. Stanfield Hitt (1940-47)	.427	41-55
7. Edwin Hale (1934-35)	.409	9-13
8. Jim Hatfield (1979-81)	.389	21-33
9. Joe Dan Gold (1966-70)	.364	32-56
10. Kermit Davis (1971-77)	.349	44-82

MISSISSIPPI STATE SUPERLATIVES DURING RICK STANSBURY ERA (1998-2007)

TEAM SUPERLATIVES

Most Points Scored (Game):
107 vs Arkansas-Pine Bluff (11-23-99)

Most Points Scored (SEC Game):
105 vs Auburn (3-2-04)

Most Points Scored (1st Half):
56 vs Alabama A&M (12-2-02)

Most Points Scored (1st Half-SEC Game):
53 vs Auburn (3-2-04)

Most Points Scored (2nd Half):
61 vs Nicholls State (11-21-04)

Most Points Scored (2nd Half-SEC Game):
56 vs Auburn (1-20-07)

Largest Winning Margin (Game):
+52 vs Ark.-Pine Bluff [105-53] (11-17-98)

Largest Winning Margin (SEC Game):
+37 vs Auburn [90-53] (1-5-05)

Largest Losing Margin (Game):
-49 at Alabama [98-49] (1-18-05)

Largest Losing Margin (SEC Game):
-49 at Alabama [98-49] (1-18-05)

Most Field Goals Made (Game):
45 vs ULM (12-15-01) & Nicholls (11-17-01)

Most Field Goals Made (SEC Game):
40 vs Auburn (3-2-04)

Most Field Goal Attempts (Game):
83 vs Mississippi Valley State (11-21-00)

Most Field Goal Attempts (SEC Game):
78 vs Kentucky (2-10-01)

Highest Field-Goal Percentage (Game):
66.0 [33-50] vs Nicholls (11-11-06)

Highest Field-Goal Percentage (SEC Game):
62.7 [32-51] vs LSU (1-26-02)

Highest FG Pct. (One Half-Game):
72.2 [13-18] vs Mississippi-2ndH (3-14-03)

Highest FG Pct. (One Half-SEC Game):
72.2 [13-18] vs Mississippi-2ndH (3-14-03)

Most 3-pt Field Goals Made (Game):
14, 3 times (last: vs Santa Clara 12-3-05)

Most 3-pt Field Goals Made (SEC Game):
14 vs Auburn (3-2-04) & Alabama (3-4-00)

Most 3-pt Field Goal Attempts (Game):
35 vs Nicholls State (11-21-04)

Most 3-pt Field Goal Attempts (SEC Game):
30, four times (last: vs Alabama 3-4-07)

Most Free Throws Made (Game):
33 vs Ark. St. (12-8-01) & UL Laf. (12-28-00)

Most Free Throws Made (SEC Game):
32 vs Arkansas (2-27-02) & Miss. (1-27-01)

Most Free Throw Attempts (Game):
48 vs Arkansas-Little Rock (11-21-01)

Most Free Throw Attempts (SEC Game):
45 vs Arkansas (2-27-02)

Most Rebounds (Game):
75 vs Mississippi Valley State (11-21-00)

Most Rebounds (SEC Game):
56 at Alabama (3-6-04)

Most Offensive Rebounds (Game):
31 vs Mississippi Valley State (11-21-00)

Most Offensive Rebounds (SEC Game):
29 at Ala. (3-6-04) & vs Ky. (2-10-01)

Most Defensive Rebounds (Game):
44 vs Mississippi Valley State (11-21-00)

Most Defensive Rebounds (SEC Game):
36 vs Arkansas (1-7-06) & Auburn (1-5-05)

Largest Rebound Margin (Game):
+38 [59-21] vs Jacksonville St. (12-22-04)

Largest Rebound Margin (SEC Game):
+25 [46-21] vs Arkansas (2-27-02)

Most Assists (Game):
31 vs Louisiana-Monroe (12-15-01)

Most Assists (SEC Game):
25 vs Alabama (3-4-07)

Most Turnovers (Game):
29 vs Nicholls (11-11-06)

Most Turnovers (SEC Game):
24, three times (last: at Florida 1-11-06)

Fewest Turnovers (Game):
4 vs Louisiana Tech (11-10-07)

Fewest Turnovers (SEC Game):
6 at Alabama (2-7-07)

Most Blocked Shots (Game):
15 vs New Orleans (12-21-06)

Most Blocked Shots (SEC Game):
12 vs Alabama (3-4-07) & Florida (2-1-05)

Most Steals (Game):
20 vs Nicholls State (11-17-01)

Most Steals (SEC Game):
15 vs Vanderbilt (2-5-03)

Most Personal Fouls (Game):
30 vs South Carolina (2-16-00)

Most Personal Fouls (SEC Game):
30 vs South Carolina (2-16-00)

MISC. TEAM STATS (ALL GMS)

Largest Lead Surrendered in Loss:
21 vs Northwestern St. [4 times] (11-26-05)

Largest Halftime Lead Surrendered in Loss:
21 vs Northwestern St. [39-18] (11-26-05)

Largest Deficit Overcome in Win:
20 vs Kentucky [30-10] (1-5-02)

Largest Halftime Deficit Overcome in Win:
16 at Alabama [47-31] (3-6-04) &
16 vs Kentucky [40-24] (1-5-02)

Largest Lead at Any Time:
55 vs Ark.-Pine Bluff [103-48] (11-17-98)

Largest Deficit at Any Time:
49 at Alabama [98-49] (1-18-05)

MISC. TEAM STATS (SEC GMS)

Largest Lead Surrendered in Loss:
17 vs Alabama [36-19] (1-15-03)

Largest Halftime Lead Surrendered in Loss:
15 vs LSU [37-22] (2-13-02)

Largest Deficit Overcome in Win:
20 vs Kentucky [30-10] (1-5-02)

Largest Halftime Deficit Overcome in Win:
16 at Alabama [47-31] (3-6-04) &
16 vs Kentucky [40-24] (1-5-02)

Largest Lead at Any Time
39 vs Auburn [85-46] (2-16-02)

Largest Deficit at Any Time
49 at Alabama [98-49] (1-18-05)

RECORD WHEN MSU...

Leads at Halftime151-23

Trails at Halftime31-79

Is Tied at Halftime8-5

Shoots 45% or better from field133-28

Shoots less than 45% from field57-79

Opp. shoots less than 45% from field ..154-47

Opp. shoots 45% or better from field ..36-60

Outrebounds (or ties) the opponent ...157-63

Is outrebounded by the opponent33-44

Commits fewer TOs than opponent82-26

Commits more TOs than opponent90-76

Commits same # of TOs as opponent ...18-5

Wins the opening tip-off122-59

Loses the opening tip-off68-48

Holds opp. to 65 points or less119-21

Involved in gms W/L by 5 pts or less ...40-39

MSU'S RECORD IN...

All Games190-107

Home Games114-26

Road Games39-56

Neutral-site Games37-25

Non-SEC Games106-30

Non-SEC Home Games61-7

Non-SEC Road Games17-6

Non-SEC Neutral-site Games28-17

SEC Regular-Season Games75-69

SEC Home Games53-19

SEC Road Games22-50

Games vs. SEC Western Division55-41

Games vs. SEC Eastern Division29-36

In-season Tournament Games15-12

SEC Tournament Games9-8

Postseason Tournament Games8-7

NCAA Tournament Games3-4

NIT (Postseason) Games5-3

Exhibition Games17-2

November Games36-12

December Games58-10

January Games33-36

February Games37-30

March Games26-19

Monday Games15-4

Tuesday Games14-12

Wednesday Games47-30

Thursday Games12-6

Friday Games10-6

Saturday Games85-39

Sunday Games7-10

Overtime Games9-7

Television Games82-71

Games vs. Ranked Opponents15-41

LAST TIME AN MSU PLAYER...

Scored 25 or more points in a game:
25, Jamont Gordon vs. Southeastern La. (12-8-07)

Scored 26 or more points in a game:
26, Jamont Gordon vs. Kentucky (3-9-07)

Scored 27 or more points in a game:
27, Jamont Gordon at Alabama (2-7-07)

Scored 28 or more points in a game:
30, Winsome Frazier vs. UMKC (11-23-04)

Scored 31 or more points in a game:
32, Mario Austin vs. Kentucky (1-5-02)

Scored 33 or more points in a game:
35, Darryl Wilson vs. Alabama (3-4-95)

Scored 36 or more points in a game:
36, Jeff Malone at Mississippi (2-19-83)

Scored 37 or more points in a game:
39, Jeff Malone vs. Alabama (1-31-83)

Scored 40 or more points in a game:
40, Rickey Brown vs. Auburn (3-7-77)

Scored 20+ points in two consecutive games:
Charles Rhodes (25 vs. Miami [OH] & 22 vs. Murray State, 2007-08)

Scored 20+ points in three consecutive games:
Lawrence Roberts (25 vs. Virginia Tech;
22 vs. Jacksonville State; 25 vs. Florida A&M &
20 at Xavier, 2004-05)

Scored 20+ points in five consecutive games:
Jeff Malone, 1982-83 (11 consecutive games)

Scored 30 or more points in back-to-back games:
Jeff Malone (33 at LSU & 36 at Mississippi, 1982-83)

Scored 30+ points in three consecutive games:
Jeff Malone (33 at LSU; 36 at Mississippi &
30 vs. Georgia, 1982-83)

Made 10 or more field goals in a game:
11, Charles Rhodes vs. Miami [OH] (11-25-07)

Made 12 or more field goals in a game:
12, Lawrence Roberts vs. UT Martin (11-22-03)

Made 13 or more field goals in a game:
13, Horatio Webster vs. SW Missouri St. (11-23-97)

Made 14 or more field goals in a game:
14, Cameron Burns at Georgia (1-17-90)

Made 15 or more field goals in a game:
16, Raymond Brown vs. Florida (3-2-85)

Attempted 20 or more field goals in a game:
20, Dietric Slater at Georgia (2-24-07)

Attempted 21 or more field goals in a game:
22, Timmy Bowers at Alabama (3-6-04)

Attempted 23 or more field goals in a game:
24, Horatio Webster vs. UT Martin (12-20-97)

Attempted 25 or more field goals in a game:
25, Chuck Evans at Alabama (3-6-93)

Attempted 26 or more field goals in a game:
26, Tony Watts at Mississippi (2-22-92)

Attempted 27 or more field goals in a game:
28, Jeff Malone vs. Vanderbilt (1-8-83)

Made five or more 3-pointers in a game:
6, Reginald Delk at Georgia (2-24-07)

Made seven or more 3-pointers in a game:
7, Reginald Delk at Arkansas (3-1-06)

Made eight or more 3-pointers in a game:
8, Winsome Frazier vs. UMKC (11-23-04)

Attempted 10 or more 3-pointers in a game:
11, Barry Stewart at Miami (12-11-06)

Attempted 12 or more 3-pointers in a game:
12, Jamall Edmondson vs. Kentucky (2-1-06)

Attempted 13 or more 3-pointers in a game:
15, Winsome Frazier vs. UMKC (11-23-04)

Attempted 16 or more 3-pointers in a game:
17, Darryl Wilson vs. Alabama (3-4-95)

Made 10 or more free throws in a game:
11, Jamont Gordon at Arkansas (2-28-07)

Made 12 or more free throws in a game:
14, Lawrence Roberts vs. Mississippi (2-7-04)

Made 15 or more free throws in a game:
18, Rich Knarr vs. Auburn (2-19-73)

Attempted 13 or more free throws in a game:
16, Jamont Gordon at Arkansas (2-28-07)

Attempted 17 or more free throws in a game:
18, Lawrence Roberts vs. Mississippi (2-7-04)

Had 15 or more rebounds in a game:
16, Jarvis Varnado vs. UT Martin (11-17-07)

Had 17 or more rebounds in a game:
19, Charles Rhodes vs. Auburn (2-4-06)

Had 20 or more rebounds in a game:
21, Wesley Morgan vs. Southeastern La. (11-28-05)

Had 22 or more rebounds in a game:
23, Rickey Brown vs. Vanderbilt (12-6-79)

Had 10 or more offensive rebounds in a game:
10, Wesley Morgan vs. Southeastern La. (11-28-05)

Had 10 or more defensive rebounds in a game:
13, Jarvis Varnado vs. UT Martin (11-17-07)

Had 10 or more assists in a game:
10, Jamont Gordon vs. Bradley (3-17-07)

Had 11 or more assists in a game:
14, Gary Ervin vs. Florida A&M (12-20-04)

Had 15 or more assists in a game:
16, Chuck Evans at Mo.-Kansas City (2-23-93)

Had 10 or more turnovers in a game:
10, Charles Rhodes vs. Nicholls (11-11-06)

Had five or more blocks in a game:
5, Jarvis Varnado vs. Miami [OH] (11-25-07)

Had six or more blocks in a game:
6, Jarvis Varnado vs. Clemson (11-15-07)

Had seven or more blocks in a game:
7, Jarvis Varnado vs. New Orleans (12-21-06)

Had eight or more blocks in a game:
8, Tyrone Washington at Old Dominion (12-18-97)

Had five or more steals in a game:
5, Barry Stewart vs. Florida State (3-20-07)

Had six or more steals in a game:
6, Dietric Slater at Georgia (2-24-07)

LAST TIME AN MSU TEAM...

Scored 100 or more points:
101 vs. Bradley (3-17-07)

Allowed 100 or more points:
115 at Arkansas (2-20-93)

Was held to 60 points or less:
60 vs. Miami [OH] (11-25-07)

Was held to 59 points or less:
49 vs. Southern Illinois (11-23-07)

Was held to 48 points or less:
44 vs. South Carolina (3-9-06)

Held opponent to 60 points or less:
59 by Southeastern Louisiana (12-8-07)

Held opponent to 58 points or less:
53 by UC Irvine (11-22-07)

Held opponent to 52 points or less:
45 by Louisiana Tech (11-10-07)

Held opponent to less than 45 points:
37 by Loyola Marymount (11-13-06)

Shot 55 percent or better from the field:
.550 [33-60] vs. UT Martin (11-17-07)

Shot better than 55 percent from the field:
.552 [32-58] at Tennessee (1-7-07)

Shot better than 56 percent from the field:
.574 [31-54] vs. New Orleans (12-21-06)

Shot better than 58 percent from the field:
.660 [33-50] vs. Nicholls (11-11-06)

Was held to 35 percent or less from the field:
.317 [20-63] at Arkansas (2-28-07)

Was held to less than 31 percent from the field:
.255 [14-55] vs. Southeastern Louisiana (11-28-05)

Held opponent to 35 percent or less from field:
.352 [19-54] by UC Irvine (11-22-07)

Held opponent to less than 35 percent from field:
.321 [25-78] by UT Martin (11-17-07)

Held opponent to less than 32 percent from field:
.274 [17-62] by Louisiana Tech (11-10-07)

Held opponent to less than 27 percent from field:
.207 [12-58] by Loyola Marymount (11-13-06)

Made 35 or more field goals:
39 vs. Bradley (3-17-07)

Made 40 or more field goals:
40 vs. Auburn (3-2-04)

Attempted 70 or more shots from the field:
71 vs. Louisiana Tech (11-10-07)

Attempted 72 or more shots from the field:
73 vs. Bradley (3-17-07)

Attempted 74 or more shots from the field:
75 vs. Troy (12-10-05)

Attempted 40 or fewer shots from the field:
39 vs. Vanderbilt (2-12-05)

Made 10 or more 3-pointers:
10 vs. UT Martin (11-17-07)

Made 11 or more 3-pointers:
12 vs. Bradley (3-17-07)

Made 13 or more 3-pointers:
13 vs. LSU (2-3-07)

Made 14 or more 3-pointers:
14 vs. Santa Clara (12-3-05)

Did not make a 3-pointer:
[0-11] at Alabama (1-18-05)

Attempted 25 or more 3-pointers:
25 vs. Louisiana Tech (11-10-07)

Attempted 26 or more 3-pointers:
30 vs. Florida State (3-20-07)

Attempted 31 or more 3-pointers:
33 vs. Troy (12-10-05)

Made 30 or more free throws:
30 vs. Arkansas (1-15-05)

Made fewer than five free throws:
1 at Kentucky (1-13-07)

Attempted 40 or more free throws:
41 vs. Charlotte (11-29-06)

Attempted fewer than 10 free throws:
9 vs. Southern Illinois (11-23-07)

Had 50 or more rebounds:
50 vs. UT Martin (11-17-07)

Had 51 or more rebounds:
51 vs. Clemson (11-15-07)

Had 52 or more rebounds:
56 vs. Jacksonville State (12-15-05)

Had 20 or more assists:
21 vs. UT Martin (11-17-07)

Had 22 or more assists:
22 vs. Bradley (3-17-07)

Had 23 or more assists:
25 vs. Alabama (3-4-07)

Had 20 or more turnovers:
21 vs. Southeastern Louisiana (12-8-07)

Had 22 or more turnovers:
25 vs. UT Martin (11-17-07)

Had 26 or more turnovers:
29 vs. Nicholls (11-11-06)

Had fewer than 10 turnovers:
4 vs Louisiana Tech (11-10-07)

Had 10 or more blocked shots:
10 vs. Clemson (11-15-07)

Had 11 or more blocked shots:
12 vs. Alabama (3-4-07)

Had 13 or more blocked shots:
15 vs. New Orleans (12-21-06)

Had 10 or more steals:
11 vs. Southeastern Louisiana (12-8-07)

Had 12 or more steals:
15 vs. Florida State (3-20-07)



44 JAMONT GORDON 44

6-4 • 230 • JR. • G/F
NASHVILLE, TN (OAK HILL ACADEMY)

Preseason All-America candidate as a junior for the Bulldogs... Named to the preseason watch lists for the John R. Wooden Award, Bob Cousy Award (nation's top point guard) and Naismith Trophy... Ranks sixth in the SEC in scoring (18.4 ppg), tied for ninth in assists (3.75 apg) and tied for 15th in rebounding (6.0 rpg)... Coming off a season-high, 25-point effort against Southeastern Louisiana - his fourth 20-point outing of the season and 15th of his career... Has now scored in double figures in 65 of 73 career MSU outings (all starts), including 16 consecutive double-digit scoring efforts dating back to last season... Currently stands 23rd on MSU's all-time scoring list with 1,121 career points... With 24 more points, he would move up three more notches to 20th place ahead of Greg Carter (1,123 points), Wiley Peck (1,136) and Gary Hooker (1,144)... Ranks seventh on MState's all-time chart with 346 career assists and is 12 dishes shy of moving up two more places to fifth ahead of Detrick White (351) and Jack Bouldin (357)... Owns 11 career double-doubles, including this year's effort of 23 points and 12 rebounds against Clemson... Also has a triple-double to his credit - the second in school history (Lawrence Roberts was the first) - with 15 points, 12 rebounds and 10 assists during last year's home win over Vanderbilt... Averaging 15.4 points, 6.9 rebounds and 4.7 assists per game over his MState career.

JAMONT GORDON'S GAME-BY-GAME STATS (2007-08)

Opponent	FG	3FG	FT	Reb	PF	Pts	Ass	TO	BS	Stl	Min
LA. TECH *	7-14	3-7	4-4	5	1	21	3	2	0	2	29
CLEMSON *	7-16	3-9	6-10	12	4	23	3	6	0	1	33
UT MARTIN *	4-8	2-4	0-1	4	1	10	6	3	2	1	29
UC Irvine*	7-12	1-2	0-2	6	4	15	4	5	2	1	25
Southern Illinois*	7-12	4-8	2-2	4	3	20	2	5	0	0	35
Miami (OH)*	6-17	0-5	6-7	6	1	18	4	3	2	2	40
MURRAY ST.*	5-12	0-3	5-6	4	1	15	4	2	0	1	30
SE LOUISIANA*	8-18	1-3	8-10	7	1	25	4	3	1	1	32
MIAMI (FL)											
@South Alabama											
@Loyola M'mount											
@TAMU-CC											
MISSOURI											
Lafayette											
@LSU											
GEORGIA											
KENTUCKY											
@Alabama											
MISSISSIPPI											
@Arkansas											
TENNESSEE											
ALABAMA											
@Auburn											
ARKANSAS											
@Mississippi											
@South Carolina											
AUBURN											
@Florida											
@Vanderbilt											
LSU											

SEASON HIGH	JAMONT GORDON	CAREER HIGH
25 vs Southeastern Louisiana (12-8-07)	Pts	27 at Alabama (2-7-07)
12 vs Clemson (11-15-07)	Rebs	13 vs LSU (1-18-06)
6 vs UT Martin (11-17-07)	Ass	10, 2x (last: vs Bradley 3-17-07)
2, 3x (last: vs Miami [OH] 11-25-07)	Blks	3 at Clemson (11-21-06)
2, 2x (last: vs Miami [OH] 11-25-07)	Stls	5, 2x (last: at Vanderbilt 1-21-06)
8 vs Southeastern Louisiana (12-8-07)	FGM	9, 3x (last: vs Kentucky 3-9-07)
18 vs Southeastern Louisiana (12-8-07)	FGA	19 at Arkansas (3-1-06)
4 vs Southern Illinois (11-23-07)	3FGM	4, 4x (last: vs Southern Illinois 11-23-07)
9 vs Clemson (11-15-07)	3FGA	9 vs Clemson (11-15-07)
8 vs Southeastern Louisiana (12-8-07)	FTM	11, 3x (last: at Arkansas 2-28-07)
10, 2x (last: vs Southeastern La. 12-8-07)	FTA	16 at Arkansas (2-28-07)
40 vs Miami [OH] (11-25-07)	Mins	42 vs Kentucky (3-9-07)

Season/Career 10-Point Games:	8 - 65	Season/Career Double-Doubles:	1 - 11
Season/Career 20-Point Games:	4 - 15	Season/Career Team's Top Scorer:	4 - 33
Season/Career 10-Rebound Games:	1 - 11	Season/Career Team's Top Rebounder:	2 - 29
Season/Career 10-Assist Games:	0 - 2	Season/Career Team's Top Assist Man:	7 - 56

JAMONT GORDON'S CAREER STATISTICS

Season	G-GS	Min	FGs	Pct	3FGs	Pct	FTs	Pct	Rebs	Ass	TO	Blk	Stl	Points
2005-06	30-30	988	139-341	.408	27-104	.260	108-167	.647	203-6.8	129	142	16	34	413-13.8
2006-07	35-35	1129	181-432	.419	42-121	.347	157-222	.707	250-7.1	187	123	20	46	561-16.0
2007-08	8-8	253	51-109	.468	14-41	.341	31-42	.738	48-6.0	30	29	7	9	147-18.4
Totals	73-73	2370	371-882	.421	83-266	.312	296-431	.687	501-6.9	346	294	43	89	1121-15.4



23 CHARLES RHODES 23

6-8 • 245 • SR. • F/C
JACKSON, MS (LANIER HS)

Two-time all-SEC senior forward for the Bulldogs... Preseason All-SEC First Team selection by a vote of the league's head coaches... Ranks 10th in the SEC in both scoring (15.9 ppg) and rebounding (7.1 rpg), along with standing eighth in the league in field-goal percentage (.564) and 11th in blocked shots (1.63 bpg)... Averaging 21.0 points on 70-percent field-goal shooting (26-37 FGs) over his last three games, including recent back-to-back, 20-point efforts versus Miami of Ohio (25) and Murray State (22)... Posted two double-doubles during the Anaheim Classic (11 pts & 11 rebs vs. UC Irvine & 25/10 vs. Miami of Ohio) and now has eight for his career... Ranks 29th on MSU's all-time scoring chart with 1,040 career points and needs nine more points to surpass both Greg Lockhart (1,042 points) and Lawrence Roberts (1,048) to move into 27th place on the school's career scoring list... Also stands sixth in career blocks (114) at State and is four rejects shy of passing Wiley Peck (117) for fifth place, while also rating 10th in career field-goal percentage (.561)... Has been credited with 133 career dunks (team-high 18 slams this season) and needs 16 more jams to move ahead of MSU career dunks leader Erick Dampier (148)... 33 percent of his 406 career field goals made have come via the slam dunk.

CHARLES RHODES' GAME-BY-GAME STATS (2007-08)

Opponent	FG	3FG	FT	Reb	PF	Pts	Ass	TO	BS	Stl	Min
LA. TECH *	8-17	0-0	1-4	7	2	17	2	0	2	1	27
CLEMSON *	7-12	0-0	3-7	6	3	17	1	2	4	0	25
UT MARTIN *	7-9	0-0	1-2	5	3	15	2	4	3	1	24
UC Irvine*	3-14	0-2	5-6	11	2	11	1	5	1	3	35
Southern Illinois*	2-5	0-0	0-1	6	5	4	0	3	0	0	21
Miami (OH)*	11-15	0-0	3-4	10	3	25	1	3	0	1	37
MURRAY ST.*	8-14	0-0	6-6	5	2	22	2	0	2	0	25
SE LOUISIANA*	7-8	0-0	2-2	7	5	16	0	5	1	3	30
MIAMI (FL)											
@South Alabama											
@Loyola M'mount											
@TAMU-CC											
MISSOURI											
Lafayette											
@LSU											
GEORGIA											
KENTUCKY											
@Alabama											
MISSISSIPPI											
@Arkansas											
TENNESSEE											
ALABAMA											
@Auburn											
ARKANSAS											
@Mississippi											
@South Carolina											
AUBURN											
@Florida											
@Vanderbilt											
LSU											

SEASON HIGH	CHARLES RHODES	CAREER HIGH
25 vs Miami [OH] (11-25-07)	Pts	27 vs Georgia (2-25-06)
11 vs UC Irvine (11-22-07)	Rebs	19 vs Auburn (2-4-06)
2, 3x (last: vs Murray State 12-1-07)	Ass	3, 2x (last: vs Alabama 3-4-07)
4 vs Clemson (11-15-07)	Blks	6 vs Bradley (3-17-07)
3, 2x (last: vs Southeastern La. 12-8-07)	Stls	3, 3x (last: vs Southeastern La. 12-8-07)
11 vs Miami [OH] (11-25-07)	FGM	11, 2x (last: vs Miami [OH] 11-25-07)
17 vs Louisiana Tech (11-10-07)	FGA	18 at South Carolina (2-11-06)
--	3FGM	2 vs New Orleans (12-21-06)
2 vs UC Irvine (11-22-07)	3FGA	2, 5x (last: vs UC Irvine 11-22-07)
6 vs Murray State (12-1-07)	FTM	10 vs Jacksonville State (12-15-05)
7 vs Clemson (11-15-07)	FTA	13 vs Kentucky (2-1-06)
37 vs Miami [OH] (11-25-07)	Mins	37, 2x (last: vs Miami [OH] 11-25-07)

Season/Career 10-Point Games:	7 - 55	Season/Career Double-Doubles:	2 - 8
Season/Career 20-Point Games:	2 - 14	Season/Career Team's Top Scorer:	2 - 26
Season/Career 10-Rebound Games:	2 - 9	Season/Career Team's Top Rebounder:	3 - 26
Season/Career 10-Assist Games:	0 - 0	Season/Career Team's Top Assist Man:	0 - 1

CHARLES RHODES' CAREER STATISTICS

Season	G-GS	Min	FGs	Pct	3FGs	Pct	FTs	Pct	Rebs	Ass	TO	Blk	Stl	Points
2004-05	16-0	104	19-32	.594	0-5	.000	9-12	.750	30-1.9	2	5	5	1	47-2.9
2005-06	29-25	775	154-273	.564	1-2	.500	92-130	.708	207-7.1	10	67	32	21	401-13.8
2006-07	34-25	896	180-325	.554	6-19	.316	99-141	.702	212-6.2	27	82	64	17	465-13.7
2007-08	8-8	224	53-94	.564	0-2	.000	21-32	.656	57-7.1	9	22	13	9	127-15.9
Totals	79-50	1775	353-630	.560	7-26	.269	200-283	.707	449-5.7	39	154	101	39	913-11.6



22 BARRY STEWART 22

6-2 • 170 • So. • G
SHELBYVILLE, TN (SHELBYVILLE CENT. HS)

Sophomore starter who ranks as the team's third-leading scorer (10.8 ppg), No. 2 playmaker (2.8 apg) and No. 4 rebounder (4.9 rpg) on the year... Leads the Bulldogs in steals (11) and minutes played (33.2 mins/gm)... Also shooting 88 percent from the line (15-17 FTs), though his three-point shooting percentage is down from 39 percent as a freshman to 34 percent thus far this year... Began his sophomore campaign by registering his first collegiate double-double with 13 points and a career-high 11 rebounds against Louisiana Tech in his first MSU starting assignment... Scored a season-high 18 points (6-10 FGs & 4-7 treys), along with totalling six rebounds and two assists, in first-round win over UC Irvine at Anaheim Classic... Has tallied four double-digit scoring efforts on the year, most recently scoring 14 points on 5-of-6 field goals (2-3 treys) against Murray State... Also had a dozen points and six rebounds versus Clemson... Credited with career-high four assists against both Miami of Ohio and UT Martin... First established his career high of 22 points (5-11 treys) coming off the bench during last year's MSU win at Miami of Florida... Has switched jersey numbers from last year's No. 4 to his old high school jersey number of No. 22... Averaged 9.8 points per game and set a freshman school record with 68 made 3-pointers last year as an SEC All-Freshman Team selection by the league's head coaches.

BARRY STEWART'S GAME-BY-GAME STATS (2007-08)

Opponent	FG	3FG	FT	Reb	PF	Pts	Ast	TO	BS	Stl	Min
LA. TECH *	5-10	1-5	2-3	11	2	13	3	0	1	0	26
CLEMSON *	3-10	2-6	4-4	6	5	12	2	4	0	2	36
UT MARTIN *	3-12	0-4	3-4	4	1	9	4	4	0	2	26
UC Irvine*	6-10	4-7	2-2	6	1	18	2	1	0	0	38
Southern Illinois*	3-9	1-3	2-2	3	2	9	3	3	1	1	38
Miami (OH)*	2-9	1-5	0-0	3	3	5	4	5	0	0	36
MURRAY ST.*	5-6	2-3	2-2	5	1	14	2	1	0	4	36
SE LOUISIANA*	2-6	2-5	0-0	1	1	6	2	2	0	2	30
MIAMI (FL)											
@South Alabama											
@Loyola M'mount											
@TAMU-CC											
MISSOURI											
Lafayette											
@LSU											
GEORGIA											
KENTUCKY											
@Alabama											
MISSISSIPPI											
@Arkansas											
TENNESSEE											
ALABAMA											
@Auburn											
ARKANSAS											
@Mississippi											
@South Carolina											
AUBURN											
@Florida											
@Vanderbilt											
LSU											

SEASON HIGH	BARRY STEWART	CAREER HIGH
18 vs UC Irvine (11-22-07)	Pts	22, 2x (last: vs Auburn 1-20-07)
11 vs Louisiana Tech (11-10-07)	Rebs	11 vs Louisiana Tech (11-10-07)
4, 2x (last: vs Miami [OH] 11-25-07)	Asts	4, 2x (last: vs Miami [OH] 11-25-07)
1, 2x (last: vs Southern Illinois 11-23-07)	Bkls	1, 7x (last: vs Southern Illinois 11-23-07)
4 vs Murray State (12-1-07)	Stls	5 vs Florida State (3-20-07)
6 vs UC Irvine (11-22-07)	FGM	6, 2x (last: vs UC Irvine 11-22-07)
12 vs UT Martin (11-17-07)	FGA	14 at Miami (12-11-06)
4 vs UC Irvine (11-22-07)	3FGM	5 at Miami (12-11-06)
7 vs UC Irvine (11-22-07)	3FGA	11 at Miami (12-11-06)
4 vs Clemson (11-15-07)	FTM	10 vs Auburn (1-20-07)
4, 2x (last: vs UT Martin 11-17-07)	FTA	10 vs Auburn (1-20-07)
38, 2x (last: vs Southern Illinois 11-23-07)	Mins	38, 2x (last: vs Southern Illinois 11-23-07)

Season/Career 10-Point Games:	4 - 21	Season/Career Double-Doubles:	1 - 1
Season/Career 20-Point Games:	0 - 2	Season/Career Team's Top Scorer:	1 - 5
Season/Career 10-Rebound Games:	1 - 1	Season/Career Team's Top Rebounder:	1 - 2
Season/Career 10-Assist Games:	0 - 0	Season/Career Team's Top Assist Man:	2 - 5

BARRY STEWART'S CAREER STATISTICS

Season	G-GS	Min	FGs	Pct	3FGs	Pct	FTs	Pct	Rebs	Ast	TO	Bkls	Stl	Points
2006-07	35-0	848	96-240	.400	68-174	.391	82-107	.766	111-32	43	27	5	32	342-9.8
2007-08	8-8	266	29-72	.403	13-38	.342	15-17	.882	39-4.9	22	20	2	11	86-10.8
Totals	43-8	1114	125-312	.401	81-212	.382	97-124	.782	150-3.5	65	47	7	43	428-10.0



11 BEN HANSBROUGH 11

6-3 • 205 • So. • G
POPLAR BLUFF, MO (POPLAR BLUFF HS)

Second-year player who has started all eight contests in the Bulldog backcourt this season... Team's fourth-leading scorer (10.0 ppg) and No. 3 playmaker (2.5 apg) on the year... Leads the club with 15 made 3-pointers, hitting 38 percent from beyond the arc (down from 41 percent last year) and having made at least one trey in all eight games thus far... Would rank second in the SEC in free throw percentage (17-of-19 FTs for 89.5%), but is three made free throws shy of meeting the league's minimum requirement of 2.5 made per game... Currently ranks fourth on the school's all-time list for highest career three-point field-goal percentage (62-of-154 treys for 40.3%)... Has tallied double figures in scoring four times this season, highlighted by a season-best, 20-point effort (6-8 FGs; 4-6 treys & 4-4 FTs) against UT Martin... Followed with 13 points in next outing during first-round win over UC Irvine at the Anaheim Classic... Opened the season with 11 points (3-6 treys) versus Louisiana Tech and most recently netted 10 points against Southeastern Louisiana... Handed out a season-high six assists (though only 1-8 FGs & 1-7 treys for season-low five points) against Southern Illinois... Earned selection to last year's SEC All-Freshman Team by a vote of the league's head coaches... The younger brother of North Carolina junior All-American Tyler Hansbrough.

BEN HANSBROUGH'S GAME-BY-GAME STATS (2007-08)


Opponent	FG	3FG	FT	Reb	PF	Pts	Ast	TO	BS	Stl	Min
LA. TECH *	3-8	3-6	2-2	3	1	11	3	1	1	1	27
CLEMSON *	1-4	1-4	3-4	2	4	6	3	1	0	1	37
UT MARTIN *	6-8	4-6	4-4	5	2	20	3	3	0	1	25
UC Irvine*	4-8	1-4	4-5	4	1	13	1	3	0	0	34
Southern Illinois*	1-8	1-7	2-2	3	1	5	6	4	0	1	33
Miami (OH)*	2-6	2-6	0-0	2	4	6	1	2	0	1	38
MURRAY ST.*	3-7	2-5	1-1	2	1	9	2	0	0	2	28
SE LOUISIANA*	4-7	1-2	1-1	3	1	10	1	2	0	1	28
MIAMI (FL)											
@South Alabama											
@Loyola M'mount											
@TAMU-CC											
MISSOURI											
Lafayette											
@LSU											
GEORGIA											
KENTUCKY											
@Alabama											
MISSISSIPPI											
@Arkansas											
TENNESSEE											
ALABAMA											
@Auburn											
ARKANSAS											
@Mississippi											
@South Carolina											
AUBURN											
@Florida											
@Vanderbilt											
LSU											

SEASON HIGH	BEN HANSBROUGH	CAREER HIGH
20 vs UT Martin (11-17-07)	Pts	23 vs TAMUCC (12-2-06)
5 vs UT Martin (11-17-07)	Rebs	7 vs Florida State (3-20-07)
6 vs Southern Illinois (11-23-07)	Asts	8, 2x (last: at Missouri 1-2-07)
1 vs Louisiana Tech (11-10-07)	Bkls	1 vs Louisiana Tech (11-10-07)
2 vs Murray State (12-1-07)	Stls	4 vs Alabama (3-4-07)
6 vs UT Martin (11-17-07)	FGM	6, 2x (last: vs UT Martin 11-17-07)
8, 4x (last: vs Southern Illinois 11-23-07)	FGA	12 vs Arkansas (3-10-07)
4 vs UT Martin (11-17-07)	3FGM	5 vs TAMUCC (12-2-06)
7 vs Southern Illinois (11-23-07)	3FGA	7, 3x (last: vs Southern Illinois 11-23-07)
4, 2x (last: vs UC Irvine 11-22-07)	FTM	7 vs Mississippi Valley State (3-13-07)
5 vs UC Irvine (11-22-07)	FTA	8 vs Mississippi Valley State (3-13-07)
38 vs Miami [OH] (11-25-07)	Mins	38 vs Miami [OH] (11-25-07)

Season/Career 10-Point Games:	4 - 16	Season/Career Double-Doubles:	0 - 0
Season/Career 20-Point Games:	1 - 2	Season/Career Team's Top Scorer:	1 - 2
Season/Career 10-Rebound Games:	0 - 0	Season/Career Team's Top Rebounder:	0 - 1
Season/Career 10-Assist Games:	0 - 0	Season/Career Team's Top Assist Man:	3 - 12

BEN HANSBROUGH'S CAREER STATISTICS

Season	G-GS	Min	FGs	Pct	3FGs	Pct	FTs	Pct	Rebs	Ast	TO	Bkls	Stl	Points
2006-07	35-9	827	75-175	.429	47-114	.412	58-74	.784	98-2.8	112	65	0	35	255-7.3
2007-08	8-8	250	24-56	.429	15-40	.375	17-19	.895	24-3.0	20	16	1	8	80-10.0
Totals	43-17	1077	99-231	.429	62-154	.403	75-93	.806	122-2.8	132	81	1	43	335-7.8



32 JARVIS VARNADO 32

6-9 • 210 • So. • F/C
BROWNSVILLE, TN (HAYWOOD HS)

Second-year defensive stalwart for the Bulldogs... Intimidating shot-blocker who leads the SEC and ranks sixth nationally in blocked shots (3.88 bpg)... Also averaging 4.9 points on the year and ranks eighth among the league's leading rebounders (7.8 rpg)... Shooting 58 percent from the field (18-31 FGs) but only 33 percent from the line (3-9 FTs) for the season... Owns 98 career blocks in just 43 MSU outings (2.28 bpg) to already rank seventh on the school's all-time list... Has blocked two or more shots in all eight games this season and has 24 multi-block outings in his State career... Shooting 63 percent from the field but only 50 percent from the line during his career... Hit all four shot attempts to score eight points and collected a career-most 16 rebounds against UT Martin... Most recently against Southeastern Louisiana he matched his season high with eight points (all in the first half), but managed season lows in rebounds (3) and minutes (17), before fouling out with nine minutes left in the contest... Credited with a half-dozen rejects in each of his first two games of the season (Louisiana Tech & Clemson)... Also added a dozen rebounds (6 offensive) and seven points in the Clemson contest.

JARVIS VARNADO'S GAME-BY-GAME STATS (2007-08)

Opponent	FG	3FG	FT	Reb	PF	Pts	Ast	TO	BS	Stl	Min
LA. TECH *	1-5	0-0	2-2	5	1	4	0	1	6	0	26
CLEMSON *	3-7	0-0	1-2	12	5	7	0	4	6	0	27
UT MARTIN *	4-4	0-0	0-0	16	1	8	1	1	3	0	27
UC Irvine*	1-2	0-0	0-1	6	4	2	1	0	2	0	19
Southern Illinois*	3-3	0-0	0-2	7	3	6	0	2	2	2	36
Miami (OH)*	1-3	0-0	0-2	6	3	2	0	1	5	0	30
MURRAY ST.*	1-1	0-0	0-0	7	1	2	1	2	3	1	24
SE LOUISIANA*	4-6	0-0	0-0	3	5	8	0	2	4	0	17


MIAMI (FL)
@South Alabama
@Loyola M'ount
@TAMU-CC
MISSOURI
Lafayette
@LSU
GEORGIA
KENTUCKY
@Alabama
MISSISSIPPI
@Arkansas
TENNESSEE
ALABAMA
@Auburn
ARKANSAS
@Mississippi
@South Carolina
AUBURN
@Florida
@Vanderbilt
LSU

SEASON HIGH	JARVIS VARNADO	CAREER HIGH
8, 2x (last: vs Southeastern La. 12-8-07)	Pts	13, 2x (last: vs New Orleans 12-21-06)
16 vs UT Martin (11-17-07)	Rebs	16 vs UT Martin (11-17-07)
1, 3x (last: vs Murray State 12-1-07)	Asts	2, 2x (last: vs South Carolina 1-27-07)
6, 2x (last: vs Clemson 11-15-07)	Bks	7 vs New Orleans (12-21-06)
2 vs Southern Illinois (11-23-07)	Stls	2, 4x (last: vs Southern Illinois 11-23-07)
4, 2x (last: vs Southeastern La. 12-8-07)	FGM	6, 2x (last: vs Alabama State 12-18-06)
7 vs Clemson (11-15-07)	FGA	9 vs Alabama State (12-18-06)
--	3FGM	--
--	3FGA	1 vs Bradley (3-17-07)
2 vs Louisiana Tech (11-10-07)	FTM	5 vs New Orleans (12-21-06)
2, 4x (last: vs Miami [OH] 11-25-07)	FTA	8 vs New Orleans (12-21-06)
36 vs Southern Illinois (11-23-07)	Mins	36 vs Southern Illinois (11-23-07)

Season/Career 10-Point Games:	0 - 5	Season/Career Double-Doubles:	0 - 1
Season/Career 20-Point Games:	0 - 0	Season/Career Team's Top Scorer:	0 - 0
Season/Career 10-Rebound Games:	2 - 4	Season/Career Team's Top Rebounder:	4 - 9
Season/Career 10-Assist Games:	0 - 0	Season/Career Team's Top Assist Man:	0 - 0

JARVIS VARNADO'S CAREER STATISTICS

Season	G-GS	Min	FGs	Pct	3FGs	Pct	FTs	Pct	Rebs	Ast	TO	Bk	Stl	Points
2006-07	35-13	473	75-116	.647	0-1	.000	24-45	.533	146-4.2	11	19	67	12	174-5.0
2007-08	8-8	206	18-31	.581	0-0	.000	3-9	.333	62-7.8	3	13	31	3	39-4.9
Totals	43-21	679	93-147	.633	0-1	.000	27-54	.500	208-4.8	14	32	98	15	213-5.0



21 BRIAN JOHNSON 21

6-9 • 245 • Jr. • F/C
LAURINBURG, NC (LOUISVILLE)

Junior frontline performer participating in his first season at MSU after sitting out last season as a transfer from the University of Louisville... Spent two seasons at U of L, playing in 30 games (5 starts) in 2005-06 and receiving a medical redshirt year (right knee) for the 2004-05 campaign... Averaging 4.3 points and 2.9 rebounds per contest (13.3 mins/gm) as a frontcourt back-up this season... Ranks third on the team with 15 offensive rebounds (of his 23 total boards)... Shooting 61 percent (14-23 FGs) from the field and 86 percent (6-7 FTs) from the line on the year... Scored a season-high 10 points (4-4 FGs & 2-2 FTs) against Clemson in his second MSU outing... Had six points (2-4 FGs & 2-2 FTs) and season-best five rebounds in season-most 21 minutes in first-round win over UC Irvine at Anaheim Classic... Added four points (2-3 FGs) and three offensive boards in third-place contest against Miami of Ohio... Hit all three shot attempts and collected four rebounds (3 offensive), along with an assist, a block and a steal, in 16 minutes versus Murray State... Coming off season-low two minutes of action against Southeastern Louisiana... Played for Reach USA this past off-season during the team's goodwill tour of China... Starred his senior season of high school (2003-04) for an undefeated and No. 1-ranked Oak Hill Academy team that also featured current NBA players Rajon Rondo and Josh Smith.

BRIAN JOHNSON'S GAME-BY-GAME STATS (2007-08)

Opponent	FG	3FG	FT	Reb	PF	Pts	Ast	TO	BS	Stl	Min
LA. TECH	1-3	0-1	2-3	2	2	4	0	0	0	0	11
CLEMSON	4-4	0-0	2-2	3	2	10	0	1	0	0	19
UT MARTIN	0-3	0-1	0-0	4	0	0	0	0	0	0	12
UC Irvine	2-4	0-0	2-2	5	3	6	1	3	0	0	21
Southern Illinois	1-2	0-0	0-0	2	0	2	0	2	0	0	14
Miami (OH)	2-3	0-0	0-0	3	3	4	0	0	1	0	11
MURRAY ST.	3-3	0-0	0-0	4	2	6	1	3	1	1	16
SE LOUISIANA	1-1	0-0	0-0	0	0	2	0	1	0	0	2

MIAMI (FL)
@South Alabama
@Loyola M'ount
@TAMU-CC
MISSOURI
Lafayette
@LSU
GEORGIA
KENTUCKY
@Alabama
MISSISSIPPI
@Arkansas
TENNESSEE
ALABAMA
@Auburn
ARKANSAS
@Mississippi
@South Carolina
AUBURN
@Florida
@Vanderbilt
LSU

SEASON HIGH	BRIAN JOHNSON	CAREER HIGH
10 vs Clemson (11-15-07)	Pts	13 vs Clemson (3-20-06)
5 vs UC Irvine (11-22-07)	Rebs	13 vs Clemson (3-20-06)
1, 2x (last: vs Murray State 12-1-07)	Asts	1, 11x (last: vs Murray State 12-1-07)
1, 2x (last: vs Murray State 12-1-07)	Bks	1, 7x (last: vs Murray State 12-1-07)
1 vs Murray State (12-1-07)	Stls	2, 3x (last: vs Detroit 12-24-05)
4 vs Clemson (11-15-07)	FGM	4, 3x (last: vs Clemson 11-15-07)
4, 2x (last: vs UC Irvine 11-22-07)	FGA	7 at Kentucky (12-17-05)
--	3FGM	--
1, 2x (last: vs UT Martin 11-17-07)	3FGA	1, 4x (last: vs UT Martin 11-17-07)
2, 3x (last: vs UC Irvine 11-22-07)	FTM	5, 2x (last: vs Clemson 3-20-06)
3 vs Louisiana Tech (11-10-07)	FTA	6, 4x (last: vs Clemson 3-20-06)
21 vs UC Irvine (11-22-07)	Mins	24 vs Clemson (3-20-06)

Season/Career 10-Point Games:	1 - 2	Season/Career Double-Doubles:	0 - 1
Season/Career 20-Point Games:	0 - 0	Season/Career MSU's Top Scorer:	0 - 0
Season/Career 10-Rebound Games:	0 - 2	Season/Career MSU's Top Rebounder:	0 - 0
Season/Career 10-Assist Games:	0 - 0	Season/Career MSU's Top Assist Man:	0 - 0

BRIAN JOHNSON'S CAREER STATISTICS

Season	G-GS	Min	FGs	Pct	3FGs	Pct	FTs	Pct	Rebs	Ast	TO	Bk	Stl	Points
2005-06*	30-5	309	33-61	.541	0-2	.000	29-45	.644	96-3.2	9	18	5	9	95-3.2
2007-08	8-0	106	14-23	.609	0-2	.000	6-7	.857	23-2.9	2	10	2	1	34-4.3
Totals	38-5	415	47-84	.560	0-4	.000	35-52	.673	119-3.1	11	28	7	10	129-3.4

* - Played the 2005-06 season at the University of Louisville



25 PHIL TURNER 25

6-3 • 170 • RS-Fr. • G
GRENADA, MS (GRENADA HS)

Redshirt freshman guard who made great strides this past off-season competing for SCORE International during a pair of goodwill tours (Argentina and the Dominican Republic)... Averaging 2.5 points and 1.9 rebounds per game as a back-up backcourt performer during his initial collegiate season... Has struggled early with his shooting confidence, connecting on just 23 percent of his overall field goals (7-30 FGs), 24 percent of his 3-pointers (4-17 treys) and 33 percent of his charity tosses (2-6 FTs) this season... Has played in all eight contests thus far on the year, averaging 13.6 minutes per game... Has averaged only 9.0 minutes over his last three outings... All six of his assists on the year came in the first four games (no assists in his last four outings)... Tallied season-high six points against UT Martin... Totalled five points and four rebounds (3 offensive) versus Clemson in his second MSU outing... Had four rebounds, two assists and two steals in season-most 18 minutes during his collegiate debut against Louisiana Tech... Totalled three points, two rebounds, two assists and two steals in first-round Anaheim Classic win over UC Irvine.

PHIL TURNER'S GAME-BY-GAME STATS (2007-08)

Opponent	FG	3FG	FT	Reb	PF	Pts	Ast	TO	BS	Stl	Min
LA. TECH	0-3	0-1	0-0	4	1	0	2	0	0	2	18
CLEMSON	2-6	1-2	0-2	4	3	5	1	1	0	0	15
UT MARTIN	2-6	1-4	1-2	0	1	6	1	2	0	0	16
UC Irvine	1-4	1-3	0-0	2	1	3	2	0	0	2	16
Southern Illinois	1-3	1-2	0-0	1	2	3	0	1	0	1	17
Miami (OH)	0-1	0-0	0-0	3	0	0	0	0	0	0	4
MURRAY ST.	1-5	0-3	0-0	1	0	2	0	1	0	1	11
SE LOUISIANA	0-2	0-2	1-2	0	1	1	0	1	0	1	12
MIAMI (FL)											
@South Alabama											
@Loyola M'ount											
@TAMU-CC											
MISSOURI											
Lafayette											
@LSU											
GEORGIA											
KENTUCKY											
@Alabama											
MISSISSIPPI											
@Arkansas											
TENNESSEE											
ALABAMA											
@Auburn											
ARKANSAS											
@Mississippi											
@South Carolina											
AUBURN											
@Florida											
@Vanderbilt											
LSU											

SEASON HIGH	PHIL TURNER	CAREER HIGH
6 vs UT Martin (11-17-07)	Pts	same
4, 2x (last: vs Clemson 11-15-07)	Rebs	same
2, 2x (last: vs UC Irvine 11-22-07)	Asts	same
--	Blks	same
2, 2x (last: vs UC Irvine 11-22-07)	Stls	same
2, 2x (last: vs UT Martin 11-17-07)	FGM	same
6, 2x (last: vs UT Martin 11-17-07)	FGA	same
1, 3x (last: vs UC Irvine 11-22-07)	3FGM	same
4 vs UT Martin (11-17-07)	3FGA	same
1, 2x (last: vs Southeastern La. 12-8-07)	FTM	same
2, 3x (last: vs Southeastern La. 12-8-07)	FTA	same
18 vs Louisiana Tech (11-10-07)	Mins	same

Season/Career 10-Point Games:	0 - 0	Season/Career Double-Doubles:	0 - 0
Season/Career 20-Point Games:	0 - 0	Season/Career Team's Top Scorer:	0 - 0
Season/Career 10-Rebound Games:	0 - 0	Season/Career Team's Top Rebounder:	0 - 0
Season/Career 10-Assist Games:	0 - 0	Season/Career Team's Top Assist Man:	0 - 0

PHIL TURNER'S CAREER STATISTICS

Season	G-GS	Min	FGs	Pct	3FGs	Pct	FTs	Pct	Rebs	Ast	TO	Blk	Stl	Points
2007-08	8-0	109	7-30	.233	4-17	.235	2-6	.333	15-19	6	6	0	7	20-25
Totals	8-0	109	7-30	.233	4-17	.235	2-6	.333	15-19	6	6	0	7	20-25



15 RILEY BENOCK 15

6-4 • 180 • Fr. • G
BATTLETOWN, KY (MEADE COUNTY HS)

Rookie combo guard from Meade County High School in Brandenburg, Ky. - the same school which produced current MSU head coach Rick Stansbury... Excellent three-point shooter who sees the floor well and has good court vision... Averaging 2.6 points and 1.6 rebounds per game as a first-year backcourt back-up... Has totalled seven assists and but one turnover in 64 minutes of court action as a true freshman... Hitting 39 percent from three-point range (5-13 treys) on the year, with all but three of his overall shot attempts and but one of his made field goals having come from beyond the three-point arc... Standout game thus far of his rookie campaign was his 10-point, four-assist effort against UT Martin in which he connected on all three trey attempts during a season-most, 15-minute playing stint... Most recently had three points, a season-high four rebounds as well as an assist and a steal in 14 minutes versus Southeastern Louisiana... Tallied two points, two boards and an assist in nine minutes against Murray State... Connected on a 3-pointer and grabbed a rebound in 11 minutes during collegiate debut versus Louisiana Tech.

RILEY BENOCK'S GAME-BY-GAME STATS (2007-08)

Opponent	FG	3FG	FT	Reb	PF	Pts	Ast	TO	BS	Stl	Min
LA. TECH	1-3	1-3	0-0	1	1	3	0	0	0	0	11
CLEMSON	0-3	0-3	0-0	0	0	0	0	0	0	1	5
UT MARTIN	3-3	3-3	1-2	2	0	10	4	1	0	0	15
UC Irvine	0-0	0-0	0-0	1	1	0	1	0	0	0	6
Southern Illinois							Did Not Play				
Miami (OH)	0-0	0-0	0-0	1	1	0	0	0	0	0	4
MURRAY ST.	1-3	0-1	0-0	2	0	2	1	0	0	0	9
SE LOUISIANA	1-4	1-3	0-0	4	0	3	1	0	0	1	14
MIAMI (FL)											
@South Alabama											
@Loyola M'ount											
@TAMU-CC											
MISSOURI											
Lafayette											
@LSU											
GEORGIA											
KENTUCKY											
@Alabama											
MISSISSIPPI											
@Arkansas											
TENNESSEE											
ALABAMA											
@Auburn											
ARKANSAS											
@Mississippi											
@South Carolina											
AUBURN											
@Florida											
@Vanderbilt											
LSU											

SEASON HIGH	RILEY BENOCK	CAREER HIGH
10 vs UT Martin (11-17-07)	Pts	same
4 vs Southeastern Louisiana (12-8-07)	Rebs	same
4 vs UT Martin (11-17-07)	Asts	same
--	Blks	same
1, 2x (last: vs Southeastern La. 12-8-07)	Stls	same
3 vs UT Martin (11-17-07)	FGM	same
4 vs Southeastern Louisiana (12-8-07)	FGA	same
3 vs UT Martin (11-17-07)	3FGM	same
3, 4x (last: vs Southeastern La. 12-8-07)	3FGA	same
1 vs UT Martin (11-17-07)	FTM	same
2 vs UT Martin (11-17-07)	FTA	same
15 vs UT Martin (11-17-07)	Mins	same

Season/Career 10-Point Games:	1 - 1	Season/Career Double-Doubles:	0 - 0
Season/Career 20-Point Games:	0 - 0	Season/Career Team's Top Scorer:	0 - 0
Season/Career 10-Rebound Games:	0 - 0	Season/Career Team's Top Rebounder:	0 - 0
Season/Career 10-Assist Games:	0 - 0	Season/Career Team's Top Assist Man:	0 - 0

RILEY BENOCK'S CAREER STATISTICS

Season	G-GS	Min	FGs	Pct	3FGs	Pct	FTs	Pct	Rebs	Ast	TO	Blk	Stl	Points
2007-08	7-0	64	6-16	.375	5-13	.385	1-2	.500	11-16	7	1	0	2	18-2.6
Total s	7-0	64	6-16	.375	5-13	.385	1-2	.500	11-16	7	1	0	2	18-2.6



24 KODI AUGUSTUS 24

6-8 • 220 • FR. • F
BATON ROUGE, LA (MAINE CENTRAL INST.)

First-year combo forward from Baton Rouge, La., by way of Maine Central Institute... Owns excellent three-point shooting touch as well as having the ability to post up smaller defenders in the post... Averaging 2.2 points (2-4 treys & 3-5 FTs) and 1.8 rebounds per game in five appearances on the year... Coming off Southeastern Louisiana contest in which he set season highs for points (8), field goals made (3) and attempted (5), 3-pointers made (2), rebounds (6) and minutes played (11)... Had totalled just three points, three rebounds, 0-of-3 field goals, 0-of-2 three-point goals and 21 minutes over his four previous outings combined prior to the SLU contest... Hit 3-of-5 free throws and grabbed a rebound in four minutes against Murray State... Collected a pair of rebounds and misfired on two 3-pointers in collegiate debut versus Louisiana Tech... Rated as the nation's No. 20 post-graduate player by *Scout.com* a year ago at Maine Central Institute in Pittsfield, Maine... Spent the 2005-06 campaign playing for Willowridge High School in Houston, Texas... Previously attended Baton Rouge's Tara High School... Cousin of current WNBA standout and former LSU All-American Selmon Augustus.

KODI AUGUSTUS' GAME-BY-GAME STATS (2007-08)


Opponent	FG	3FG	FT	Reb	PF	Pts	Ast	TO	BS	Stl	Min
LA. TECH	0-2	0-2	0-0	2	1	0	0	0	0	0	9
CLEMSON	Did Not Play										
UT MARTIN	0-1	0-0	0-0	0	2	0	0	3	1	0	7
UC Irvine	0-0	0-0	0-0	0	0	0	0	0	0	0	1
Southern Illinois	Did Not Play										
Miami (OH)	Did Not Play										
MURRAY ST.	0-0	0-0	3-5	1	1	3	0	1	0	0	4
SE LOUISIANA	3-5	2-2	0-0	6	1	8	0	2	0	0	11
MIAMI (FL)											
@South Alabama											
@Loyola M'ount											
@TAMU-CC											
MISSOURI											
Lafayette											
@LSU											
GEORGIA											
KENTUCKY											
@Alabama											
MISSISSIPPI											
@Arkansas											
TENNESSEE											
ALABAMA											
@Auburn											
ARKANSAS											
@Mississippi											
@South Carolina											
AUBURN											
@Florida											
@Vanderbilt											
LSU											

SEASON HIGH	KODI AUGUSTUS	CAREER HIGH
8 vs Southeastern Louisiana (12-8-07)	Pts	same
6 vs Southeastern Louisiana (12-8-07)	Rebs	same
--	Asts	same
1 vs UT Martin (11-17-07)	Blks	same
--	Stls	same
3 vs Southeastern Louisiana (12-8-07)	FGM	same
5 vs Southeastern Louisiana (12-8-07)	FGA	same
2 vs Southeastern Louisiana (12-8-07)	3FGM	same
2, 2x (last: vs Southeastern La. 12-8-07)	3FGA	same
3 vs Murray State (12-1-07)	FTM	same
5 vs Murray State (12-1-07)	FTA	same
11 vs Southeastern Louisiana (12-8-07)	Mins	same

Season/Career 10-Point Games:	0 - 0	Season/Career Double-Doubles:	0 - 0
Season/Career 20-Point Games:	0 - 0	Season/Career Team's Top Scorer:	0 - 0
Season/Career 10-Rebound Games:	0 - 0	Season/Career Team's Top Rebounder:	0 - 0
Season/Career 10-Assist Games:	0 - 0	Season/Career Team's Top Assist Man:	0 - 0

KODI AUGUSTUS' CAREER STATISTICS

Season	G-GS	Min	FGs	Pct	3FGs	Pct	FTs	Pct	Rebs	Ast	TO	Blk	Stl	Points
2007-08	5-0	32	3-8	.375	2-4	.500	3-5	.600	9-18	0	6	1	0	11-22
Totals	5-0	32	3-8	.375	2-4	.500	3-5	.600	9-18	0	6	1	0	11-22



45 ELGIN BAILEY 45

6-8 • 265 • FR. • F/C
NEW ORLEANS, LA (BELAIRE HS)

Frontcourt rookie from the talent-laden Louisiana high school ranks... Skilled, left-handed post player who can step out and hit the 15-foot jumper as well as score down low... Runs the floor well for a big man... Averaging 1.9 points and 1.7 rebounds per game in seven appearances as a true freshman... Hitting 55 percent from the field (6-11 FGs) but only 11 percent from the line (1-9 FTs) on the year... Has scored in five of his seven outings and collected at least one rebound in all but one of his rookie appearances for the season... Most recently played a season-most 14 minutes in home win over Southeastern Louisiana, totalling two points, a season-high four rebounds (3 offensive) as well as being credited with an assist and a steal... Had three points, three boards, a block and a steal in eight minutes against Murray State... Tallied a season-high four points (2-2 FGs) in eight minutes while adding two rebounds and a steal in home triumph over UT Martin... Split his prep playing career between Belaire High School and Glen Oaks High School in Baton Rouge, but considers New Orleans as his hometown.

ELGIN BAILEY'S GAME-BY-GAME STATS (2007-08)


Opponent	FG	3FG	FT	Reb	PF	Pts	Ast	TO	BS	Stl	Min
LA. TECH	1-3	0-0	0-2	1	0	2	0	0	0	0	8
CLEMSON	1-2	0-0	0-0	1	2	2	0	0	0	0	3
UT MARTIN	2-2	0-0	0-0	2	1	4	0	2	0	1	8
UC Irvine	0-0	0-0	0-2	0	0	0	0	0	0	0	4
Southern Illinois	0-0	0-0	0-0	1	2	0	0	1	0	0	6
Miami (OH)	Did Not Play										
MURRAY ST.	1-2	0-0	1-3	3	1	3	0	2	1	1	8
SE LOUISIANA	1-2	0-0	0-2	4	0	2	1	1	0	1	14
MIAMI (FL)											
@South Alabama											
@Loyola M'ount											
@TAMU-CC											
MISSOURI											
Lafayette											
@LSU											
GEORGIA											
KENTUCKY											
@Alabama											
MISSISSIPPI											
@Arkansas											
TENNESSEE											
ALABAMA											
@Auburn											
ARKANSAS											
@Mississippi											
@South Carolina											
AUBURN											
@Florida											
@Vanderbilt											
LSU											

SEASON HIGH	ELGIN BAILEY	CAREER HIGH
4 vs UT Martin (11-17-07)	Pts	same
4 vs Southeastern Louisiana (12-8-07)	Rebs	same
1 vs Southeastern Louisiana (12-8-07)	Asts	same
1 vs Murray State (12-1-07)	Blks	same
1, 3x (last: vs Southeastern La. 12-8-07)	Stls	same
2 vs UT Martin (11-17-07)	FGM	same
3 vs Louisiana Tech (11-10-07)	FGA	same
--	3FGM	same
--	3FGA	same
1 vs Murray State (12-1-07)	FTM	same
3 vs Murray State (12-1-07)	FTA	same
14 vs Southeastern Louisiana (12-8-07)	Mins	same

Season/Career 10-Point Games:	0 - 0	Season/Career Double-Doubles:	0 - 0
Season/Career 20-Point Games:	0 - 0	Season/Career Team's Top Scorer:	0 - 0
Season/Career 10-Rebound Games:	0 - 0	Season/Career Team's Top Rebounder:	0 - 0
Season/Career 10-Assist Games:	0 - 0	Season/Career Team's Top Assist Man:	0 - 0

ELGIN BAILEY'S CAREER STATISTICS

Season	G-GS	Min	FGs	Pct	3FGs	Pct	FTs	Pct	Rebs	Ast	TO	Blk	Stl	Points
2007-08	7-0	51	6-11	.545	0-0	.000	1-9	.111	12-17	1	6	1	3	13-19
Totals	7-0	51	6-11	.545	0-0	.000	1-9	.111	12-17	1	6	1	3	13-19



2 RAVERN JOHNSON 2
6-7 • 175 • FR. • G/F
LYON, MS (COAHOMA COUNTY HS)



3 BILLY BEGLEY 3
6-1 • 190 • SR. • G
HENDERSON, KY (NOTRE DAME PREP)

RAVERN JOHNSON'S GAME-BY-GAME STATS (2007-08)

Opponent	FG	3FG	FT	Reb	PF	Pts	Ast	TO	BS	Stl	Min
LA. TECH	0-2	0-0	0-0	1	1	0	0	0	0	0	4
CLEMSON				Did Not Play							
UT MARTIN	1-3	0-0	0-0	0	0	2	0	0	0	0	6
UC Irvine	0-1	0-0	0-0	0	0	0	0	0	0	0	1
Southern Illinois				Did Not Play							
Miami (OH)				Did Not Play							
MURRAY ST.	0-0	0-0	0-0	0	0	0	0	1	0	0	5
SE LOUISIANA	0-1	0-1	1-2	0	0	1	1	1	0	1	6
MIAMI (FL)											
@South Alabama											
@Loyola M'mount											
@TAMU-CC											
MISSOURI											
Lafayette											
@LSU											
GEORGIA											
KENTUCKY											
@Alabama											
MISSISSIPPI											
@Arkansas											
TENNESSEE											
ALABAMA											
@Auburn											
ARKANSAS											
@Mississippi											
@South Carolina											
AUBURN											
@Florida											
@Vanderbilt											
LSU											

BILLY BEGLEY'S GAME-BY-GAME STATS (2007-08)

Opponent	FG	3FG	FT	Reb	PF	Pts	Ast	TO	BS	Stl	Min
LA. TECH	0-1	0-0	0-0	0	0	0	0	0	0	0	1
CLEMSON				Did Not Play							
UT MARTIN	0-0	0-0	0-0	1	1	0	0	0	0	0	2
UC Irvine				Did Not Play							
Southern Illinois				Did Not Play							
Miami (OH)				Did Not Play							
MURRAY ST.	0-0	0-0	0-0	0	0	0	0	1	0	0	1
SE LOUISIANA	0-0	0-0	0-0	0	0	0	0	0	0	0	1
MIAMI (FL)											
@South Alabama											
@Loyola M'mount											
@TAMU-CC											
MISSOURI											
Lafayette											
@LSU											
GEORGIA											
KENTUCKY											
@Alabama											
MISSISSIPPI											
@Arkansas											
TENNESSEE											
ALABAMA											
@Auburn											
ARKANSAS											
@Mississippi											
@South Carolina											
AUBURN											
@Florida											
@Vanderbilt											
LSU											

SEASON HIGH	RAVERN JOHNSON	CAREER HIGH
2 vs UT Martin (11-17-07)	Pts	same
1 vs Louisiana Tech (11-10-07)	Rebs	same
1 vs Southeastern Louisiana (12-8-07)	Asts	same
--	Blks	same
1 vs Southeastern Louisiana (12-8-07)	Stls	same
1 vs UT Martin (11-17-07)	FGM	same
3 vs UT Martin (11-17-07)	FGA	same
--	3FGM	same
1 vs Southeastern Louisiana (12-8-07)	3FGA	same
1 vs Southeastern Louisiana (12-8-07)	FTM	same
2 vs Southeastern Louisiana (12-8-07)	FTA	same
6, 2x (last: vs Southeastern La. 12-8-07)	Mins	same

Season/Career 10-Point Games:	0 - 0	Season/Career Double-Doubles:	0 - 0
Season/Career 20-Point Games:	0 - 0	Season/Career Team's Top Scorer:	0 - 0
Season/Career 10-Rebound Games:	0 - 0	Season/Career Team's Top Rebounder:	0 - 0
Season/Career 10-Assist Games:	0 - 0	Season/Career Team's Top Assist Man:	0 - 0

RAVERN JOHNSON'S CAREER STATISTICS

Season	G-GS	Min	FGs	Pct	3FGs	Pct	FTs	Pct	Rebs	Ast	TO	Blk	Stl	Points
2007-08	5-0	22	1-7	.143	0-1	.000	1-2	.500	1-0.2	1	2	0	1	3-0.6
Totals	5-0	22	1-7	.143	0-1	.000	1-2	.500	1-0.2	1	2	0	1	3-0.6

SEASON HIGH	BILLY BEGLEY	CAREER HIGH
--	Pts	5 vs Jacksonville State (12-22-04)
1 vs UT Martin (11-17-07)	Rebs	2 vs McNeese State (12-1-03)
--	Asts	1, 3x (last: vs Alabama 3-4-07)
--	Blks	--
--	Stls	--
--	FGM	1, 5x (last: vs South Alabama 12-9-06)
1 vs Louisiana Tech (11-10-07)	FGA	3, 2x (last: vs. Miss. Valley St. 3-13-07)
--	3FGM	1, 2x (last: vs Jacksonville St. 12-22-04)
--	3FGA	3 vs McNeese State (12-16-06)
--	FTM	2 vs Jacksonville State (12-22-04)
--	FTA	2, 2x (last: vs Jacksonville St. 12-22-04)
2 vs UT Martin (11-17-07)	Mins	3, 3x (last: vs. Miss. Valley St. 3-13-07)

Season/Career 10-Point Games:	0 - 0	Season/Career Double-Doubles:	0 - 0
Season/Career 20-Point Games:	0 - 0	Season/Career Team's Top Scorer:	0 - 0
Season/Career 10-Rebound Games:	0 - 0	Season/Career Team's Top Rebounder:	0 - 0
Season/Career 10-Assist Games:	0 - 0	Season/Career Team's Top Assist Man:	0 - 0

BILLY BEGLEY'S CAREER STATISTICS

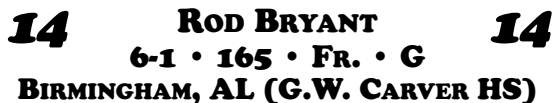
Season	G-GS	Min	FGs	Pct	3FGs	Pct	FTs	Pct	Rebs	Ast	TO	Blk	Stl	Points
2003-04	5-0	6	1-2	.500	0-1	.000	0-2	.000	3-0.6	0	2	0	0	2-0.4
2004-05	12-0	18	3-5	.600	2-3	.667	2-2	1.000	2-0.2	1	0	0	0	10-0.8
2006-07	12-0	21	1-14	.071	0-11	.000	0-0	.000	1-0.1	2	2	0	0	2-0.2
2007-08	4-0	5	0-1	.000	0-0	.000	0-0	.000	1-0.3	0	1	0	0	0-0.0
Totals	33-0	48	5-22	.227	2-15	.133	2-4	.500	7-0.2	3	5	0	0	14-0.4

[illegible]

SEASON HIGH	BRANDON BOLEN	CAREER HIGH
--	Pts	same
1 vs Louisiana Tech (11-10-07)	Rebs	same
--	Asts	same
--	Blks	same
--	Stls	same
--	FGM	same
1 vs Murray State (12-1-07)	FGA	same
--	3FGM	same
--	3FGA	same
--	FTM	same
--	FTA	same
1, 4x (last: vs Southeastern La. 12-8-07)	Mins	same

Season/Career 10-Point Games:	0 - 0	Season/Career Double-Doubles:	0 - 0
Season/Career 20-Point Games:	0 - 0	Season/Career Team's Top Scorer:	0 - 0
Season/Career 10-Rebound Games:	0 - 0	Season/Career Team's Top Rebounder:	0 - 0
Season/Career 10-Assist Games:	0 - 0	Season/Career Team's Top Assist Man:	0 - 0

BRANDON BOLEN'S CAREER STATISTICS														
Season	G-GS	Min	FGs	Pct	3FGs	Pct	FTs	Pct	Rebs	Asst	TO	Blk	Stl	Points
2007-08	4-0	4	0-1	.000	0-0	.000	0-0	.000	1-0.3	0	2	0	0	0-0.0
Totals	4-0	4	0-1	.000	0-0	.000	0-0	.000	1-0.3	0	2	0	0	0-0.0

[illegible]

SEASON HIGH	ROD BRYANT	CAREER HIGH
2, 2x (last: vs Southeastern La. 12-8-07)	Pts	same
1 vs UT Martin (11-17-07)	Rebs	same
--	Asts	same
--	Blks	same
--	Stls	same
1, 2x (last: vs Southeastern La. 12-8-07)	FGM	same
1, 2x (last: vs Southeastern La. 12-8-07)	FGA	same
--	3FGM	same
--	3FGA	same
--	FTM	same
1 vs UT Martin (11-17-07)	FTA	same
1, 4x (last: vs Southeastern La. 12-8-07)	Mins	same

Season/Career 10-Point Games:	0 - 0	Season/Career Double-Doubles:	0 - 0
Season/Career 20-Point Games:	0 - 0	Season/Career Team's Top Scorer:	0 - 0
Season/Career 10-Rebound Games:	0 - 0	Season/Career Team's Top Rebounder:	0 - 0
Season/Career 10-Assist Games:	0 - 0	Season/Career Team's Top Assist Man:	0 - 0

ROD BRYANT'S CAREER STATISTICS															
Season	G-GS	Min	FGs	Pct	3FGs	Pct	FTs	Pct	Rebs	Ast	TO	Blk	Stl	Points	
Totals	4-0	4	2-2	1.000	0-0	.000	0-1	.000	1-0.3	0	1	0	0	4-1.0	



10 JOSEPH IUPE 10
6-1 • 160 • So. • G
MADISON, MS (MADISON CENTRAL HS)

JOSEPH IUPE'S GAME-BY-GAME STATS (2007-08)

Opponent	FG	3FG	FT	Reb	PF	Pts	Ast	TO	BS	Stl	Min
LA. TECH	0-0	0-0	0-0	0	0	0	0	0	0	0	1
CLEMSON						Did Not Play					
UT MARTIN	0-0	0-0	0-0	0	0	0	0	0	0	0	1
UC Irvine						Did Not Play					
Southern Illinois						Did Not Play					
Miami (OH)						Did Not Play					
MURRAY ST.	0-0	0-0	0-0	0	0	0	0	0	0	0	1
SE LOUISIANA	0-0	0-0	0-0	1	0	0	0	0	0	0	1
MIAMI (FL)											
@South Alabama											
@Loyola M'mount											
@TAMU-CC											
MISSOURI											
Lafayette											
@LSU											
GEORGIA											
KENTUCKY											
@Alabama											
MISSISSIPPI											
@Arkansas											
TENNESSEE											
ALABAMA											
@Auburn											
ARKANSAS											
@Mississippi											
@South Carolina											
AUBURN											
@Florida											
@Vanderbilt											
LSU											

SEASON HIGH	JOSEPH IUPE	CAREER HIGH
--	Pts	2, 2x (last: vs Bradley 3-17-07)
1 vs Southeastern Louisiana (12-8-07)	Rebs	1, 4x (last: vs Southeastern La. 12-8-07)
--	Asts	2 vs Nicholls (11-11-06)
--	Blks	--
--	Stls	--
--	FGM	1, 2x (last: vs Bradley 3-17-07)
--	FGA	2 vs TAMUCC (12-2-06)
--	3FGM	--
--	3FGA	1, 4x (last: vs Vanderbilt 2-21-07)
--	FTM	1 vs Loyola Marymount (11-13-06)
--	FTA	2, 2x (last: vs New Orleans 12-21-06)
1, 4x (last: vs Southeastern La. 12-8-07)	Mins	2, 4x (last: vs New Orleans 12-21-06)

Season/Career 10-Point Games:	0 - 0	Season/Career Double-Doubles:	0 - 0
Season/Career 20-Point Games:	0 - 0	Season/Career Team's Top Scorer:	0 - 0
Season/Career 10-Rebound Games:	0 - 0	Season/Career Team's Top Rebounder:	0 - 0
Season/Career 10-Assist Games:	0 - 0	Season/Career Team's Top Assist Man:	0 - 0

JOSEPH IUPE'S CAREER STATISTICS

Season	G-GS	Min	FGs	Pct	3FGs	Pct	FTs	Pct	Rebs	Ast	TO	Blk	Stl	Points
2006-07	15-0	19	2-7	.286	0-4	.000	1-4	.250	3-0.2	2	2	0	0	5-0.3
2007-08	4-0	4	0-0	.000	0-0	.000	0-0	.000	1-0.3	0	0	0	0	0-0.0
Totals	19-0	23	2-7	.286	0-4	.000	1-4	.250	4-0.2	2	2	0	0	5-0.3

Mississippi State Men's Basketball
Mississippi State Combined Team Statistics (as of Dec 08, 2007)
All games

RECORD:	OVERALL	HOME	AWAY	NEUTRAL
ALL GAMES.....	(5-3)	(4-1)	(0-0)	(1-2)
CONFERENCE.....	(0-0)	(0-0)	(0-0)	(0-0)
NON-CONFERENCE.....	(5-3)	(4-1)	(0-0)	(1-2)

## Player	GP-GS	Min--Avg	---TOTAL---		---3-PTS---		FT-FTA	Pct	---REBOUNDS---				PF	FO	A	TO	Blk	Stl	Pts	Avg
			FG-FGA	Pct	3FG-FGA	Pct			Off	Def	Tot	Avg								
44 Gordon, Jamont.....	8-8	253 31.6	51-109	.468	14-41	.341	31-42	.738	13	35	48	6.0	16	0	30	29	7	9	147	18.4
23 Rhodes, Charles....	8-8	224 28.0	53-94	.564	0-2	.000	21-32	.656	22	35	57	7.1	25	2	9	22	13	9	127	15.9
22 Stewart, Barry.....	8-8	266 33.2	29-72	.403	13-38	.342	15-17	.882	8	31	39	4.9	16	1	22	20	2	11	86	10.8
11 Hansbrough, Ben....	8-8	250 31.3	24-56	.429	15-40	.375	17-19	.895	2	22	24	3.0	15	0	20	16	1	8	80	10.0
32 Varnado, Jarvis....	8-8	206 25.8	18-31	.581	0-0	.000	3-9	.333	20	42	62	7.8	23	2	3	13	31	3	39	4.9
21 Johnson, Brian.....	8-0	106 13.3	14-23	.609	0-2	.000	6-7	.857	15	8	23	2.9	12	0	2	10	2	1	34	4.3
15 Benock, Riley.....	7-0	64 9.1	6-16	.375	5-13	.385	1-2	.500	1	10	11	1.6	3	0	7	1	0	2	18	2.6
25 Turner, Phil.....	8-0	109 13.6	7-30	.233	4-17	.235	2-6	.333	5	10	15	1.9	9	0	6	6	0	7	20	2.5
24 Augustus, Kodi.....	5-0	32 6.4	3-8	.375	2-4	.500	3-5	.600	2	7	9	1.8	5	0	0	6	1	0	11	2.2
45 Bailey, Elgin.....	7-0	51 7.3	6-11	.545	0-0	.000	1-9	.111	6	6	12	1.7	6	0	1	6	1	3	13	1.9
14 Bryant, Rod.....	4-0	4 1.0	2-2	1.000	0-0	.000	0-1	.000	0	1	1	0.3	0	0	0	1	0	0	4	1.0
02 Johnson, Ravern....	5-0	22 4.4	1-7	.143	0-1	.000	1-2	.500	1	0	1	0.2	1	0	1	2	0	1	3	0.6
03 Begley, Billy.....	4-0	5 1.3	0-1	.000	0-0	.000	0-0	.000	0	1	1	0.3	1	0	0	1	0	0	0	0.0
10 Iupe, Joseph.....	4-0	4 1.0	0-0	.000	0-0	.000	0-0	.000	0	1	1	0.3	0	0	0	0	0	0	0	0.0
33 Bolen, Brandon.....	4-0	4 1.0	0-1	.000	0-0	.000	0-0	.000	0	1	1	0.3	1	0	0	2	0	0	0	0.0
TEAM.....									11	14	25	3.1	0			1				

Total.....	8	1600	214-461	.464	53-158	.335	101-151	.669	106	224	330	41.2	133	5	101	136	58	54	582	72.8
Opponents.....	8	1600	179-477	.375	44-149	.295	100-140	.714	98	171	269	33.6	149	-	92	118	17	62	502	62.8

TEAM STATISTICS	MS	OPP	DATE	OPPONENT	W/L	SCORE	ATTEND
-----							-----
SCORING.....	582	502	11-10-07	LOUISIANA TECH	W	75-45	10153
Points per game.....	72.8	62.8	11-15-07	CLEMSON	L	82-84	9950
Scoring margin.....	+10.0	-	11-17-07	UT MARTIN	W	86-70	9950
FIELD GOALS-ATT.....	214-461	179-477	#11-22-07	vs UC Irvine	W	68-53	1387
Field goal pct.....	.464	.375	#11-23-07	vs Southern Illinois	L	49-63	1447
3 POINT FG-ATT.....	53-158	44-149	#11-25-07	vs Miami (OH)	L	60-67	2447
3-point FG pct.....	.335	.295	12-01-07	MURRAY STATE	W	78-61	7787
3-pt FG made per game..	6.6	5.5	12-08-07	SOUTHEASTERN LOUISIANA	W	84-59	7719
FREE THROWS-ATT.....	101-151	100-140	# - Anaheim Classic (Anaheim, Calif.)				
Free throw pct.....	.669	.714					
REBOUNDS.....	330	269					
Rebounds per game.....	41.2	33.6					
Rebounding margin.....	+7.6	-					
ASSISTS.....	101	92					
Assists per game.....	12.6	11.5					
TURNOVERS.....	136	118					
Turnovers per game.....	17.0	14.8					
Turnover margin.....	-2.2	-					
Assist/turnover ratio..	0.7	0.8					
STEALS.....	54	62					
Steals per game.....	6.8	7.8					
BLOCKS.....	58	17					
Blocks per game.....	7.3	2.1					
WINNING STREAK.....	2	-					
Home win streak.....	3	-					
ATTENDANCE.....	45559	5281					
Home games-Avg/Game....	5-9112	0-0					
Neutral site-Avg/Game..	-	3-1760					

SCORE BY PERIODS:	1st	2nd	Total

Mississippi State.....	276	306	- 582
Opponents.....	229	273	- 502

2007-08 MISSISSIPPI STATE BASKETBALL RESULTS (5-3)

<u>Date (TV)</u>	<u>Opponent (MSU Rank/Opp Rank)</u>	<u>Score</u>	<u>+/-</u>	<u>W</u> <u>L</u>	<u>Overall Record</u>	<u>SEC Record</u>	<u>Attend</u>	<u>Leading Scorer</u>	<u>Leading Rebounder</u>
11-10	LOUISIANA TECH (NR/NR)	75-45	+30	W	1-0		10,153	Gordon - 21	Stewart - 11
11-15 (FSN/SUN)	CLEMSON (NR/NR)	82-84	-2		L 1-1		9,950	Gordon - 23	Varnado, Gordon - 12
11-17	UT MARTIN (NR/NR)	86-70	+16	W	2-1		9,950	Hansbrough - 20	Varnado - 16
11-22 (ESPNU)	#UC Irvine (NR/NR)	68-53	+15	W	3-1		1,387	Stewart - 18	Rhodes - 11
11-23 (ESPN2)	#Southern Illinois (NR/#18)	49-63	-14		L 3-2		1,447	Gordon - 20	Varnado - 7
11-25 (ESPN2)	#Miami [OH] (NR/NR)	60-67	-7		L 3-3		2,447	Rhodes - 25	Rhodes - 10
12-1	MURRAY STATE (NR/NR)	78-61	+17	W	4-3		7,787	Rhodes - 22	Varnado - 7
12-8 (CSS)	SOUTHEASTERN LOUISIANA (NR/NR)	84-59	+25	W	5-3		7,719	Gordon - 25	Rhodes, Gordon - 7

- Anaheim Classic (Anaheim, CA)

MISCELLANEOUS MSU INDIVIDUAL STATISTICS

Games Scoring in Double Figures: Gordon 8, Rhodes 7, Stewart 4, Hansbrough 4, B. Johnson 1, Benock 1.

Games Scoring 20+ Points: Gordon 4, Rhodes 2, Hansbrough 1.

Games Scoring 30+ Points: --

Games Rebounding in Double Figures: Varnado 2, Rhodes 2, Gordon 1, Stewart 1.

Games with Double Figures in Assists: --

Games with Double Figures in Points & Rebounds/Assists: Rhodes 2, Gordon 1, Stewart 1.

Games as Team's High Scorer (or co-leader): Gordon 4, Rhodes 2, Stewart 1, Hansbrough 1.

Games as Team's High Rebounder (or co-leader): Varnado 4, Rhodes 3, Gordon 2, Stewart 1.

Games as Team's Leader in Assists (or co-leader): Gordon 7, Hansbrough 3, Stewart 2.

MISSISSIPPI STATE'S RECORD WHEN...

MSU leads at halftime	5-0
MSU trails at halftime	0-3
MSU is tied at halftime	0-0
MSU shoots 45% or better from field	3-0
MSU shoots less than 45% from field	2-3
MSU opponent shoots less than 45% from field	5-2
MSU opponent shoots 45% or better from field	0-1
MSU outrebounds (or ties) the opponent	4-3
MSU is outrebounded by the opponent	1-0
MSU commits fewer turnovers than opponent	3-0
MSU commits more turnovers than opponent	2-3
MSU commits same number of turnovers as opponent	0-0
MSU wins the opening tip-off	5-2
MSU loses the opening tip-off	0-1
MSU holds opponent to 65 points or less	4-1
MSU is involved in games decided by 5 points or less	0-1

MSU'S RECORD BY STARTING LINEUP

Gordon, Hansbrough, Rhodes, Stewart, Varnado	5-3
--	-----

MISCELLANEOUS MSU WIN-LOSS RECORDS

All Games	5-3
Home Games	4-1
Road Games	0-0
Neutral-site Games	1-2
Non-SEC Games	5-3
Non-SEC Home Games	4-1
Non-SEC Road Games	0-0
Non-SEC Neutral Games	1-2
SEC Regular Season	0-0
SEC Home Games	0-0
SEC Road Games	0-0
SEC Western Division	0-0
SEC Eastern Division	0-0
SEC Tournament Games	0-0
In-season Tournament Games	1-2
November Games	3-3
December Games	2-0
January Games	0-0
February Games	0-0
March Games	0-0
Monday Games	0-0
Tuesday Games	0-0
Wednesday Games	0-0
Thursday Games	1-1
Friday Games	0-1
Saturday Games	4-0
Sunday Games	0-1
Overtime Games	0-0
Television Games	2-3
vs. Ranked Opponents	0-1

Largest Lead Surrendered in Loss:
6 vs Miami [OH] (53-47)

Largest Halftime Lead Surrendered in Loss:
--

Largest Deficit Overcome in Win:
4 vs Louisiana Tech (10-6)

Largest Halftime Deficit Overcome in Win:
--

Largest Lead At Any Time:
36 vs Louisiana Tech (75-39)

Largest Deficit At Any Time:
17 vs Southern Illinois (61-44)

Largest Lead Surrendered in Loss:	--
Largest Halftime Lead Surrendered in Loss:	--
Largest Deficit Overcome in Win:	--
Largest Halftime Deficit Overcome in Win:	--
Largest Lead At Any Time:	--
Largest Deficit At Any Time:	--

Charles Rhodes	18
Jarvis Varnado	8
Brian Johnson	6
Jamont Gordon	1
<i>TEAM TOTAL</i>	<i>33</i>

TEAM TOTAL0

Jamont Gordon	2
Barry Stewart	1
<i>TEAM TOTAL</i>	<i>3</i>

TEAM TOTAL0

All games*: 50,840 in 8 games -- 6,355 per game
Home games*: 45,559 in 5 games -- 9,112 per game
Away games: --
Neutral-site games: 5,281 in 3 games -- 1,760 per game
* - Home attendance based on total tickets sold/distributed

All games*: --
Home games*: --
Away games: --
Neutral-site games: --
* - Home attendance based on total tickets sold/distributed

Diff.	1	2	3	4	5	6	7	8	9	10	11	12	13	14	15	16	17	18	19	20	21+
Won																1	1	1			2
Lost		1					1							1							

[illegible]

2007-08 MISSISSIPPI STATE BASKETBALL SUPERLATIVES

TEAM SUPERLATIVES

<i>MSU High</i>	<i>MSU Low</i>	<i>Opponent High</i>	<i>Opponent Low</i>
Points Scored86 vs UT Martin	49 vs Southern Illinois	84 by Clemson	45 by Louisiana Tech
Points, 1st Half41 vs three teams	24 vs Miami [OH]	39 by Clemson	14 by Louisiana Tech
Points, 2nd Half50 vs Clemson	21 vs Southern Illinois	45 by Clemson	19 by UC Irvine
Scoring Margin+30 vs Louisiana Tech (75-45)	-14 vs Southern Illinois (49-63)	+14 by Southern Illinois (63-49)	-30 by Louisiana Tech (45-75)
FG Made33 vs UT Martin	18 vs Southern Illinois	27 by Murray State	17 by Louisiana Tech
FG Attempted71 vs Louisiana Tech	42 vs Southern Illinois	78 by UT Martin	45 by Southern Illinois
FG Percentage55.0 vs UT Martin (33-60)	38.0 vs Louisiana Tech (27-71)	46.2 by Miami [OH] (24-52)	27.4 by Louisiana Tech (17-62)
3-pt FG Made10 vs UT Martin	3 vs Miami [OH]	11 by UT Martin	1 by Southeastern Louisiana
3-pt FG Attempted . . .25 vs Louisiana Tech	15 vs Murray State	36 by UT Martin	11 by Southeastern Louisiana
3-pt FG Percentage . .45.5 vs UT Martin (10-22)	18.8 vs Miami [OH] (3-16)	41.7 by Miami [OH] (5-12)	9.1 by Southeastern Louisiana (1-11)
FT Made19 vs Clemson	6 vs Southern Illinois	28 by Clemson	3 by Murray State
FT Attempted31 vs Clemson	9 vs Southern Illinois	38 by Clemson	4 by Murray State
FT Percentage78.3 vs Murray State (18-23)	61.3 vs Clemson (19-31)	94.4 by Southern Illinois (17-18)	50.0 by Louisiana Tech (5-10)
Rebounds51 vs Clemson	29 vs Southern Illinois	52 by Louisiana Tech	24 by Southeastern La. & SIU
Off. Rebounds21 vs Clemson	9 vs Southern Illinois	21 by Clemson	6 by Southeastern La. & SIU
Def. Rebounds38 vs UT Martin	20 vs Southern Illinois	37 by Louisiana Tech	16 by Murray State
Rebound Margin . . .+15 vs Southeastern La. (39-24)	-6 vs Louisiana Tech (46-52)	+6 by Louisiana Tech (52-46)	-15 by Southeastern La. (24-39)
Assists21 vs UT Martin	10 vs three teams	18 by Miami [OH]	7 by Southeastern La. & La. Tech
Turnovers25 vs UT Martin	4 vs Louisiana Tech	22 by Southeastern La. & La. Tech	7 by Miami [OH]
Blocked Shots10 vs Clemson & La. Tech	3 vs Southern Illinois	4 by Murray State	1 by three teams
Steals11 vs SLU & Murray State	4 vs Miami [OH]	11 by Southeastern Louisiana	3 by Louisiana Tech
Personal Fouls28 vs Clemson	10 vs Murray State	22 by Clemson	15 by Miami [OH]
Dunks7 vs UT Martin	1 vs UC Irvine		

INDIVIDUAL SUPERLATIVES

<i>MSU Player High</i>	<i>Opponent Player High</i>
Points Scored25 by Charles Rhodes vs Miami [OH]; 25 by Jamont Gordon vs Southeastern Louisiana	30 by Michael Bramos (Miami [OH])
Field Goals Made11 by Charles Rhodes vs Miami [OH]	10 by Marquis Weddle (UT Martin)
Field Goals Attempted18 by Jamont Gordon vs Southeastern Louisiana	23 by Marquis Weddle (UT Martin)
Field Goal Pct. (min 10 FGA)73.3 by Charles Rhodes vs Miami [OH] (11-15)	80.0 by Tony Easley (Murray State; 8-10)
3-Point Field Goals Made4 by Ben Hansbrough vs UT Martin; 4 by Barry Stewart vs UC Irvine; 4 by Jamont Gordon vs Southern Illinois	5 by Joshua Bone (Southern Illinois)
3-Point Field Goals Attempted9 by Jamont Gordon vs Clemson	12 by Lester Hudson (UT Martin)
3-Point Field Goal Pct. (min 5 FGA)66.7 by Ben Hansbrough vs UT Martin (4-6)	83.3 by Joshua Bone (Southern Illinois; 5-6)
Free Throws Made8 by Jamont Gordon vs Southeastern Louisiana	9 by Randal Falker (Southern Illinois); 9 by Michael Bramos (Miami [OH])
Free Throws Attempted10 by Jamont Gordon vs Southeastern La. & Clemson	11 by Michael Bramos (Miami [OH])
Free Throw Pct. (min 8 FTA)80.0 by Jamont Gordon vs Southeastern La. (8-10)	100.0 by Demontez Stitt (Clemson; 8-8)
Rebounds16 by Jarvis Varnado vs UT Martin	15 by Kyle Gibson (Louisiana Tech)
Offensive Rebounds6 by Jarvis Varnado vs Clemson	6 by James Mays (Clemson)
Defensive Rebounds13 by Jarvis Varnado vs UT Martin	13 by Kyle Gibson (Louisiana Tech)
Assists6 by Jamont Gordon vs UT Martin; 6 by Ben Hansbrough vs Southern Illinois	10 by Tyler Dierkers (Miami [OH])
Turnovers6 by Jamont Gordon vs Clemson	5 by Gerald Robinson (UT Martin); 5 by Demontez Stitt (Clemson); 5 by Warrell Span & Kevyn Green (Southeastern La.)
Blocked Shots6 by Jarvis Varnado vs Clemson & La. Tech	3 by Marvin Williams (Murray State)
Steals4 by Barry Stewart vs Murray State	6 by Bryan Mullins (Southern Illinois)

2007-08 MISSISSIPPI STATE GAME-BY-GAME TEAM STATISTICS

<u>Opponent</u>	<u>Score</u>	<u>1H/2H/OT</u>	<u>FGM-FGA</u>	<u>Pct</u>	<u>3GM-3GA</u>	<u>Pct</u>	<u>FTM-FTA</u>	<u>Pct</u>	<u>OR-DR-TR</u>	<u>PF-D</u>	<u>A</u>	<u>TO</u>	<u>BS</u>	<u>ST</u>
Louisiana Tech	45	14/31	17-62	.274	6-20	.300	5-10	.500	15-37-52	18-0	7	22	3	3
@Mississippi State	75	30/45	27-71	.380	8-25	.320	13-20	.650	12-34-46	13-0	13	4	10	6
Clemson	84	39/45	24-70	.343	8-21	.381	28-38	.737	21-21-42	22-0	14	13	3	9
@Mississippi State	82	32/50	28-64	.438	7-24	.292	19-31	.613	21-30-51	28-2	10	19	10	5
UT Martin	70	30/40	25-78	.321	11-36	.306	9-14	.643	19-19-38	21-0	11	14	1	9
@Mississippi State	86	41/45	33-60	.550	10-22	.455	10-16	.625	12-38-50	14-0	21	25	9	6
Mississippi State#	68	41/27	24-55	.436	7-18	.389	13-20	.650	12-31-43	17-0	13	17	5	6
UC Irvine	53	34/19	19-54	.352	3-17	.176	12-18	.667	9-22-31	21-0	11	13	1	7
Mississippi State#	49	28/21	18-42	.429	7-20	.350	6-9	.667	9-20-29	18-1	11	21	3	5
Southern Illinois	63	32/31	20-45	.444	6-17	.353	17-18	.944	6-18-24	17-0	15	12	2	9
Mississippi State#	60	24/36	24-54	.444	3-16	.188	9-13	.692	13-23-36	18-0	10	15	8	4
Miami [OH]	67	29/38	24-52	.462	5-12	.417	14-23	.609	9-20-29	15-1	18	7	1	5
Murray State	61	24/37	27-62	.435	4-15	.267	3-4	.750	13-16-29	18-0	9	15	4	9
@Mississippi State	78	39/39	28-54	.519	4-15	.267	18-23	.783	14-22-36	10-0	13	14	7	11
Southeastern Louisiana	59	27/32	23-54	.426	1-11	.091	12-15	.800	6-18-24	17-0	7	22	2	11
@Mississippi State	84	41/43	32-61	.525	7-18	.389	13-19	.684	13-26-39	15-2	10	21	6	11

- Anaheim Classic (Anaheim, CA)

2007-08 MISSISSIPPI STATE INDIVIDUAL GAME-BY-GAME STATS

INDIVIDUAL GAME-BY-GAME POINTS, REBOUNDS, ASSISTS, BLOCKS & STEALS

<u>Opponent</u>	<u>Augustus</u>	<u>Bailey</u>	<u>Begley</u>	<u>Benock</u>	<u>Bolen</u>	<u>Bryant</u>	<u>Gordon</u>	<u>Hansbrough</u>
LOUISIANA TECH	0-2-0-0-0	2-1-0-0-0	0-0-0-0-0	3-1-0-0-0	0-1-0-0-0	0-0-0-0-0	*21-5-3-0-2	*11-3-3-1-1
CLEMSON	DNP	2-1-0-0-0	DNP	0-0-0-0-1	DNP	DNP	*23-12-3-0-1	*6-2-3-0-1
UT MARTIN	0-0-0-1-0	4-2-0-0-1	0-1-0-0-0	10-2-4-0-0	0-0-0-0-0	2-1-0-0-0	*10-4-6-2-1	*20-5-3-0-1
UC Irvine#	0-0-0-0-0	0-0-0-0-0	DNP	0-1-1-0-0	DNP	DNP	*15-6-4-2-1	*13-4-1-0-0
Southern Illinois#	DNP	0-1-0-0-0	DNP	DNP	DNP	DNP	*20-4-2-0-0	*5-3-6-0-1
Miami [OH]#	DNP	DNP	DNP	0-1-0-0-0	DNP	DNP	*18-6-4-2-2	*6-2-1-0-1
MURRAY STATE	3-1-0-0-0	3-3-0-1-1	0-0-0-0-0	2-2-1-0-0	0-0-0-0-0	0-0-0-0-0	*15-4-4-0-1	*9-2-2-0-2
SOUTHEASTERN LA.	8-6-0-0-0	2-4-1-0-1	0-0-0-0-0	3-4-1-0-1	0-0-0-0-0	2-0-0-0-0	*25-7-4-1-1	*10-3-1-0-1

<u>Opponent</u>	<u>Lupe</u>	<u>B. Johnson</u>	<u>R. Johnson</u>	<u>Rhodes</u>	<u>Stewart</u>	<u>Turner</u>	<u>Varnado</u>
LOUISIANA TECH	0-0-0-0-0	4-2-0-0-0	0-1-0-0-0	*17-7-2-2-1	*13-11-3-1-0	0-4-2-0-2	*4-5-0-6-0
CLEMSON	DNP	10-3-0-0-0	DNP	*17-6-1-4-0	*12-6-2-0-2	5-4-1-0-0	*7-12-0-6-0
UT MARTIN	0-0-0-0-0	0-4-0-0-0	2-0-0-0-0	*15-5-2-3-1	*9-4-4-0-2	6-0-1-0-0	*8-16-1-3-0
UC Irvine#	DNP	6-5-1-0-0	0-0-0-0-0	*11-11-1-1-3	*18-6-2-0-0	3-2-2-0-2	*2-6-1-2-0
Southern Illinois#	DNP	2-2-0-0-0	DNP	*4-6-0-0-0	*9-3-3-1-1	3-1-0-0-1	*6-7-0-2-2
Miami [OH]#	DNP	4-3-0-1-0	DNP	*25-10-1-0-1	*5-3-4-0-0	0-3-0-0-0	*2-6-0-5-0
MURRAY STATE	0-0-0-0-0	6-4-1-1-1	0-0-0-0-0	*22-5-2-2-0	*14-5-2-0-4	2-1-0-0-1	*2-7-1-3-1
SOUTHEASTERN LA.	0-1-0-0-0	2-0-0-0-0	1-0-1-0-1	*16-7-0-1-3	*6-1-2-0-2	1-0-0-0-1	*8-3-0-4-0

- Anaheim Classic (Anaheim, CA)