



MISSISSIPPI STATE 2008-09 MEN'S BASKETBALL

Game #10: Mississippi State (6-3) vs. South Alabama (6-3)
Saturday, December 13, 2008 • 7 P.M. • Starkville, MS
Humphrey Coliseum (10,500)

Mississippi State Athletic Media Relations • PO Box 5308 • MSU, MS 39762

Men's Basketball SID: Gregg Ellis

Phone: 662-325-3595

Email: gellis@athletics.msstate.edu

2008-09 MSU RESULTS (6-3)

DATE	OPPONENT (TV)	SCORE/TIME
Nov. 15	CENTENARY	W 77-55
Nov. 17	UL MONROE	W 78-49
Nov. 19	#NORTH ALABAMA	W 102-61
Nov. 22	#FAIRLEIGH DICKINSON	W 84-58
Nov. 25	at St. Bonaventure	W 76-71
Nov. 28	^Washington State	L 63-52
Nov. 29	^Texas Tech	L 77-73
Dec. 6	ALABAMA STATE	W 76-67
Dec. 10	CHARLOTTE	L 70-64
Dec. 13	SOUTH ALABAMA	7 p.m.
Dec. 18	ICincinnati (ESPN2)	5:30 p.m.
Dec. 22	*Nicholls State	7 p.m.
Dec. 30	SAN DIEGO (FSN)	8 p.m.
Jan. 3	HOUSTON (CSS)	3 p.m.
Jan. 5	WESTERN KENTUCKY (CSS)	7 p.m.
Jan. 10	at Arkansas (FSN)	6 p.m.
Jan. 14	ALABAMA	7 p.m.
Jan. 17	VANDERBILT (FSN)	7 p.m.
Jan. 21	at LSU	7 p.m.
Jan. 24	at Georgia (ESPN2)	5 p.m.
Jan. 31	OLE MISS (Raycom)	Noon
Feb. 3	at Kentucky	6 p.m.
Feb. 7	ARKANSAS (Raycom)	2 p.m.
Feb. 11	LSU	7 p.m.
Feb. 14	at Auburn (FSN)	4 p.m.
Feb. 18	SOUTH CAROLINA	7 p.m.
Feb. 21	at Alabama	3 p.m.
Feb. 25	at Tennessee (Raycom)	8 p.m.
Feb. 28	AUBURN	5 p.m.
Mar. 4	FLORIDA	8 p.m.
Mar. 7	at Ole Miss	TBA
M. 12-15	at SEC Tournament (Raycom/CBS)	TBA

- Legends Classic, regional rounds (Starkville, Miss.)
^ - Legends Classic, championship rounds (Newark, N.J.)
I - SEC/Big East Challenge (Cincinnati, Ohio)
* - at Jackson (Mississippi Coliseum)
+ - at Tampa, Fla. (St. Pete Times Forum)

MSU-South Alabama Game Facts

MISSISSIPPI STATE BULLDOGS

Coach: Rick Stansbury
Alma Mater: (Campbellsville, 1982)
MSU Record: 214-118 (11th year)
Career Record: 214-118 (11th year)

SOUTH ALABAMA JAGUARS

Coach: Ronnie Arrow
Alma Mater: (Southwest Texas State)
School Record: 146-103 (8-plus years)
Career Record: 280-194 (17-plus years)

SERIES INFORMATION

Series Record: MSU leads, 10-1
Last Meeting: 71-67, USA (Dec. 15, 2007 @ Mobile)

MISSISSIPPI STATE BULLDOGS (6-3)

Pos.	No.	Name	Ht.	Wt.	Cl.	Hometown	PPG	RPG	APG
F	24	Kodi Augustus	6-8	220	So.	Baton Rouge, LA	7.3	5.4	0.7
C	32	Jarvis Varnado	6-9	210	Jr.	Brownsville, TN	11.4	10.8	6.2 bpg
G	3	Dee Bost	6-2	170	Fr.	Concord, NC	10.1	2.8	4.6
G	22	Barry Stewart	6-3	170	Jr.	Shelbyville, TN	10.4	3.1	1.6
G	2	Ravarn Johnson	6-7	175	So.	Lyon, MS	11.8	4.3	1.1
F	5	Romero Osby	6-8	230	Fr.	Meridian, MS	7.8	4.4	0.8
G	13	Twany Beckham	6-5	190	Fr.	Louisville, KY	3.5	1.0	1.0

SOUTH ALABAMA JAGUARS (6-3)

Pos.	No.	Name	Ht.	Wt.	Cl.	Hometown	PPG	RPG	APG
F	21	Brandon Davis	6-6	205	Sr.	Birmingham, AL	14.6	7.3	1.6 bpg
F	25	Ronald Douglas	6-8	225	Sr.	Baton Rouge, LA	6.2	4.7	2.2 bpg
G	3	Domonic Tilford	5-10	170	Sr.	Louisville, KY	17.4	2.6	3.6
G/F	5	LaShun Watson	6-5	205	Jr.	Greenville, GA	6.9	4.7	2.0
G	11	DeAndrae Ross	6-2	175	So.	Panama City, FL	6.9	1.2	1.7
F	1	DeAndre Coleman	6-7	235	Sr.	Stone Mountain, Ga	10.9	8.1	2.4
G/F	2	Daniel Hayles	6-4	210	Sr.	Mobile, AL	4.9	3.9	2.0

Officials: Pat Adams, Jeff Nichols, Ted Valentine

BULLDOGS LOOK TO AVOID TWO-GAME SLIDE AT THE HUMP

After dropping a 70-64 decision to Charlotte on Wednesday for its first home loss of the season, Mississippi State now looks to avoid its first two-game losing streak at the Hump since losing back-to-back games against Florida and South Carolina in January of 2007. The Bulldogs had won nine games in a row, dating back to last year, and 13 of their last 14.

THE NEWEST MEMBER OF THE 500 CLUB

Junior forward **Jarvis Varnado** has made a name for himself in blocking shots, and rightfully so. After all, he leads the nation with 56 and swatted away a school-record 157 last year. But he's also shown the propensity to be a great rebounder. Against Charlotte on Wednesday, he hauled in nine boards to give him 507 for his career. To move into the school's Top 20 list, he needs 64 more to tie Cameron Burns (1989-91) total of 571 set in 87 games. Hall of Famer Bailey Howell (1957-59) owns the record with 1,277 in just 75 games. In the last four years, Lawrence Roberts (654), Jamont Gordon (677) and Charles Rhodes (691) all joined the club.

LOWEST FG PRODUCTION SINCE . . .

Against Charlotte, Mississippi State hit just 17 of its 55 field-goal attempts. In the Rick Stansbury era (10-plus years), that's the fifth fewest made. Four times MSU has managed to connect on just 17 shots, with the last coming against Loyola-Marymount in Starkville on Nov. 13, 2006.

KEEPING AN EYE ON THE RECORD BOOKS

Junior guard **Barry Stewart** has now attempted 406 career 3-pointers, the ninth most in school history. With two more, he'll tie Tang Hamilton's total of 408 set from 1998-01 for the eighth most in the MSU books. And with 16 more made 3-pointers, he'll move into a tie for sixth all-time with Winsome Frazier, who drained 160 from 2002-05. Then there's point guard **Dee Bost**, who needs just nine more assists to give him 50 on the year, which would put him in a tie for 10th with Tony Watts for the most by an Mississippi State freshman.

RARE LOSS TO BELOW .500 TEAM

Mississippi State's first two setbacks of the year came against two teams that had a combined one loss at the time - Washington State (4-0) and Texas Tech (5-1). Against the 49ers, the Bulldogs lost to a team for the first time with a losing record since dropping a 64-60 decision to Georgia in the semifinals of last year's SEC Tournament in Atlanta. That was MSU's only loss to a below-.500 team a year ago.

Statistical Comparison MSU vs. South Alabama

2008-09 Stats

	MSU	USA
2008-09 Record	6-3	6-3
Conference Record	0-0	0-0
Scoring	75.8	77.1
Scoring Defense	63.4	71.9
Scoring Margin	+12.3	+5.2
Field Goal Pct	44.8	49.7
Opp. Field Goal Pct.	35.4	39.6
3-Point FG Percentage	37.1	39.2
Opp. 3-Point FG Pct.	32.0	40.7
Free Throw Percentage	68.5	70.7
Opp. Free Throw Pct.	59.3	67.1
Rebounding Average	44.0	41.3
Opp. Rebounding Ave.	37.2	31.6
Rebound Margin	+6.8	+9.8
Turnovers	17.1	16.1
Turnover Margin	-2.8	-5.3
Assists	13.1	17.0
Blocked Shots	10.8	5.3
Steals	6.9	5.2

Statistical Leaders MSU vs. South Alabama

Scoring

MSU	PPG	USA	PPG
R. Johnson	11.8	Tilford	17.4
Varnado	11.4	Davis	14.6

Rebounding

MSU	RPG	USA	RPG
Varnado	10.8	Coleman	8.1
Augustus	5.4	Davis	7.3

Assists

MSU	APG	USA	APG
Bost	4.6	Tilford	3.6
Stewart	1.6	Coleman	2.4

Blocks

MSU	BPG	USA	BPG
Varnado	6.2	Douglas	2.2
Bailey	1.8	Davis	1.6

Steals

MSU	SPG	USA	SPG
Bost	1.4	Davis	1.1
Stewart	1.1	Tilford	1.0

Field Goal Percentage (60 minimum)

MSU	FG%	USA	FG%
Varnado	59.7	Davis	63.4
R. Johnson	48.7	Coleman	58.1

3-Point FG Percentage (18 minimum)

MSU	3FG%	USA	3FG%
R. Johnson	50.0	Tilford	41.2
Bost	37.8	Watson	38.9

Free Throw Percentage (20 minimum)

MSU	FT%	USA	FT%
Augustus	87.0	Davis	96.4
Osby	77.8	Coleman	76.9

MSTATE 66-13 AGAINST SUN BELT CONFERENCE FOES

Entering Saturday's showdown against South Alabama, the Bulldogs are 66-13 against the 13 teams that currently comprise the Sun Belt Conference. The only league team MSU has yet to battle is Florida Atlantic.

MSU has faced Louisiana-Lafayette the most (15 games) and holds an 11-4 advantage. The second-most common foe are the Warkhawks of Louisiana-Monroe (14), a team the Bulldogs defeated earlier this year, 78-49. Mississippi State has also faced the Jaguars and Arkansas State 11 times.

THE BREAKDOWN AGAINST THE SUN BELT

Opponent	Record Against	Opponent	Record Against
Arkansas-Little Rock	3-1	Middle Tennessee	1-0
Arkansas State	9-2	New Orleans	7-1
Denver	1-0	North Texas	1-0
Florida International	2-0	South Alabama	10-1
Louisiana-Lafayette	11-4	Troy	7-0
Louisiana-Monroe	12-2	Western Kentucky	2-2

MSU AIMS FOR CONTINUED NON-CONFERENCE SUCCESS

Including last year's 11-7 ledger against non-conference foes, Mississippi State has now compiled a dominant 118-37 (.761) record against non-conference opponents during the Rick Stansbury era (since 1998-99), including a 108-28 (.794) regular-season mark versus non-league foes.

DECEMBER AND HOME DOMINANCE UNDER STANSBURY

Including last year's 5-2 December record, the Bulldogs are 62-13 (.827) in the month of December since Rick Stansbury was named head coach.

Dating back to the 1987-88 season when Richard Williams was overseeing the program, Mississippi State owns a composite ledger of 120-37 (.764) in December.

At home, MSU has put together a 127-29 (.814) mark at Humphrey Coliseum under Stansbury's guidance, including a 60-20 (.750) SEC record and 67-9 (.882) ledger at home against non-conference foes.

The Bulldogs, who are 5-1 this year, had their nine-game winning streak at the Hump on Wednesday against Charlotte but have still won 13 out of the last 15. Prior to Wednesday's setback, MSU's last loss on its home floor came on Feb. 2, 2008, against Tennessee, 76-71. The Volunteers entered the game 18-2 and ranked No. 7 nationally.

MISSISSIPPI STATE'S RECORD WHEN . . .

During the Rick Stansbury era of Mississippi State hoops, the Bulldogs are: 171-25 when leading at halftime (6-0 this year); 151-30 when shooting 45 percent or better from the field (5-0); 176-55 when the opposition shoots less than 45 percent from the field (6-2); 178-67 when out-rebounding or tying the opponent (5-1); and 132-24 when holding the opponent to 65 points or less (4-1).

NOW THAT HAS A FAMILIAR RING

Last year, the Bulldogs led the Southeastern Conference in scoring defense (65.5), field goal percentage defense (.370), rebounding offense (40.7) and blocked shots (7.85).

Compared to their nine games this season, the statistical numbers are quite similar. So far, MSU is yielding just 63.4 points on just 35.4 percent shooting from the floor and grabbing 44 rebounds to go along with its 97 blocked shots. Jarvis Varnado, who led the nation a year ago with a school-record 157 blocks, has 56.

ALABAMA-MISSISSIPPI CONNECTIONS

Although South Alabama doesn't have any players on its roster from the Magnolia State, senior forward Ronald Douglas played at Gulf Coast Community College for two years.

Mississippi State has just one player on its roster from Alabama – walk-on guard Rod Bryant (Birmingham), who prepped at G.W. Carver High School. Bryant hasn't seen any action this year due to an injury he suffered in the preseason.

SEC Team Rankings

Category	Rank
Scoring	8
Scoring Defense	5
Scoring Margin	5
Field Goal Pct.	8
Opp. Field Goal Pct.	2
3-point FG Pct.	4
Opp. 3-point FG Pct.	7
3-point FG Made	4
Free Throw Pct.	7
Rebounding Average	3
Opp. Rebounding Avg.	11
Offensive Rebounds	7
Rebound Margin	6
Turnovers	11
Turnover Margin	11
Assists	9
Blocked Shots	1
Steals	9
Assist/Turnover ratio	10

SEC Individual Rankings

Category	Rank
Scoring	R. Johnson (26)
Rebs.	Varnado (1)
Assists	Bost (3)
Blocked Shots	Varnado (1)
FT pct.	Osby (9)
3-pointers made	Johnson (8)

MSU vs. South Alabama

(MSU leads, 10-1)

1970:	MSU, 93-71	Starkville
1971:	MSU, 50-38	Mobile
1972:	MSU, 71-66	Starkville
1973:	MSU, 72-67 (ot)	Mobile
1979:	MSU, 86-78	Starkville
2002:	MSU, 73-66	Starkville
2003:	MSU, 85-74	Mobile
2004:	MSU, 71-62	Starkville
2005:	MSU, 66-52	Starkville
2006:	MSU, 84-46	Starkville
2007:	USA, 71-67	Mobile

Starkville:	MSU leads, 7-0
Mobile:	MSU leads, 3-1

DUNKS

After setting a school record with 144 dunks last year, MSU has 33 this year. Last Wednesday against Charlotte, the Bulldogs had two, one each by Barry Stewart and Jarvis Varnado.

MISSISSIPPI STATE QUICK FACTS

LOCATION:

Starkville, Mississippi

FOUNDED:

February 28, 1878

CONFERENCE:

Southeastern (SEC Western Division)

ENROLLMENT:

17,824 (Spring 2008)

COLORS:

Maroon (PMS 202) and White

NICKNAME (MASCOT):

Bulldogs (Bully)

HOME COURT (CAPACITY):

Humphrey Coliseum (10,500)

RECORD IN HOME ARENA:

333-127 (.724) since 1975-76

LARGEST HOME CROWD:

10,735 (Feb. 7, 2004 vs Ole Miss)

INTERIM PRESIDENT:

Dr. Roy H. Ruby (Mississippi State, 1961)

FACULTY ATHLETICS REPRESENTATIVE:

Dr. Steven C. Turner (Mercer, 1975)

DIRECTOR OF ATHLETICS:

Greg Byrne (Arizona State, 1994)

HEAD BASKETBALL COACH:

Rick Stansbury (Campbellsville, 1982)

ASSISTANT BASKETBALL COACHES:

Robert Kirby (Pan American, 1983)

Phil Cunningham (Campbellsville, 1990)

Marcus Grant (Mississippi State, 1995)

COORDINATOR OF BASKETBALL OPERATIONS:

Talvis Franklin (Mississippi State, 2007)

BASKETBALL TRAINER:

Scott Johnson (UT-Chattanooga, 1998)

BASKETBALL SID:

Gregg Ellis (Ole Miss, 1994)

2007-08 SEASON RECORDS:

Overall Record: 23-11

SEC Record: 12-4, First in West

FIRST YEAR OF MSU BASKETBALL:

1908-09 (1,226-1,031 in 97th Season)

NCAA TOURNAMENT APPEARANCES:

9 (2008, 2005-04-03-02, 1996-95, '91, '63) – 11-9

BEST NCAA TOURNAMENT FINISHES:

1996 Final Four; 1995 Sweet Sixteen

NIT APPEARANCES:

6 (2007-2001-1999-1994-1990-1979) – 6-6

BEST NIT FINISH:

2007 National Semifinals

SEC TOURNAMENT CHAMPIONSHIPS:

2 (2002-1996)

SEC OVERALL CHAMPIONSHIPS:

6 (2004-1991-1963-1962-1961-1959)

SEC WESTERN DIVISION TITLES:

6 (2008-2007-2004-2003-1996-1995)

TRACKING MSU PLAYERS & COACHES IN THE RECORD BOOKS

Blocked Shots

Career Leaders

1. Jarvis Varnado.....	280
2. Erick Dampier.....	249
3. Tyrone Washington.....	198
4. Kalpatrick Wells.....	183
5. Rickey Brown.....	163
6. Charles Rhodes.....	110
7. Wiley Peck.....	117
8. Derrick Zimmerman.....	89
9. Marcus Campbell.....	87
10. Marcus Grant.....	72

Coaching Leaders

Overall Games Coached

1. Richard Williams.....	354
2. Rick Stansbury.....	332
3. Babe McCarthy.....	254
4. Kermit Davis.....	182
5. E.C. Hayes.....	178
6. Paul Gregory.....	158
7. Bob Boyd.....	142
8. Stanfield Hitt.....	137
9. Joe Dan Gold.....	125
10. R. G. Dauber.....	90

Coaching Leaders

SEC Coaching Wins

1. Richard Williams.....	89-113
2. Babe McCarthy.....	88-54
3. Rick Stansbury.....	87-73
4. Kermit Davis.....	44-82
5. Stanfield Hitt.....	41-55
6. Paul Gregory.....	33-83
7. Joe Dan Gold.....	32-56
8. Bob Boyd.....	29-61
9. Franik Carideo.....	27-31
10. Jim Hatfield.....	21-33

MSU KNOWS HOW TO WIN GAMES AT 'THE HUMP'

Over the course of the last decade, Mississippi State's Humphrey Coliseum has become a difficult venue for opposing teams. Since the 2006-07 season, the Bulldogs have posted a 31-7 mark for an .816 winning percentage. The Bulldogs reached twin-digit home wins during each of coach Rick Stansbury's previous 10 seasons at the MSU helm and are on pace to do so again this year.

Mississippi State is now 127-29 (.814) overall at Humphrey Coliseum under Stansbury's direction, including a 60-20 (.750) SEC mark and a 67-9 (.882) record against non-conference opponents.

The Bulldogs have compiled a 32-season composite record of 333-127 (.724) at "The Hump" since Mississippi State's basketball facility opened prior to the 1975-76 campaign.

TRACKING THE BULLDOGS' HOME SUCCESS UNDER RICK STANSBURY'S GUIDANCE

Season	Overall		SEC		Non-SEC	
	Record	Win %	Record	Win %	Record	Win %
1998-99	12-2	.857	6-2	.750	6-0	1.000
1999-00	10-4	.714	4-4	.500	6-0	1.000
2000-01	13-4	.765	6-2	.750	7-2	.778
2001-02	13-1	.929	7-1	.875	6-0	1.000
2002-03	12-2	.857	7-1	.875	5-1	.833
2003-04	12-2	.857	6-2	.750	6-0	1.000
2004-05	11-2	.846	6-2	.750	5-0	1.000
2005-06	11-5	.688	5-3	.625	6-2	.750
2006-07	16-3	.842	6-2	.750	10-1	.909
2007-08	12-3	.800	7-1	.875	5-2	.714
2008-09	5-1	.1000	0-0	.000	3-0	1.000
11-YEAR TOTALS	127-29	.814	60-20	.750	67-9	.882

RICK STANSBURY'S CAREER RECORD AS HEAD BASKETBALL COACH AT MSU

Season	Overall	SEC/Finish	Postseason	SEC Highlights
1998-99	20-13	8-8/t-3rd (W)	NIT (1st Rnd)	Semis of SEC Tournament
1999-00	14-16	5-11/t-5th (W)		
2000-01	18-13	7-9/t-4th (W)	NIT (Quarters)	
2001-02	27-8	10-6/2nd (W)	NCAA (2nd Rnd)	2nd in SEC West; Won SEC trny title
2002-03	21-10	9-7/1st (W)	NCAA (1st Rnd)	1st in SEC West; Finals of SEC trny
2003-04	26-4	14-2/1st	NCAA (2nd Rnd)	1st in SEC; 1st in SEC West
2004-05	23-11	9-7/3rd (W)	NCAA (2nd Rnd)	4th straight winning season in SEC play
2005-06	15-15	5-11/4th (W)		
2006-07	21-14	8-8/t-1st (W)	NIT (Semifinals)	T-1st in SEC West; Semis of SEC trny
2007-08	23-11	12-4/1st (W)	NCAA (2nd Rnd)	Semis of SEC Tournament
2008-09	6-3			
10-year totals	214-118	87-73 (.521)	5 NCAA; 3 NIT; 1 SEC title; 4 West titles; 1 SEC trny title	

DID YOU KNOW . . .

Mississippi State coach Rick Stansbury, now in his 11th season, is 22 games shy of tying Richard Williams' record mark of 354 games coached. Williams coached at MSU from 1986-87 to 1997-98.

DID YOU KNOW, Part II . . .

Prior to Wednesday's loss to Charlotte, the Bulldogs had won nine games in a row at home, the longest streak since winning 12 straight at Humphrey Coliseum from Feb. 25, 2004, to Feb. 12, 2005. That streak started with an 84-58 win against LSU and ended with an 80-72 setback to LSU (Feb. 16, 2005).

DID YOU KNOW, Part III . . .

In the last six years, only one SEC team has won four divisional titles – Mississippi State.

MISSISSIPPI STATE BY THE NUMBERS . . .

MSU'S 2008-09 RECORD WHEN . . .

Leads at Halftime	6-0
Trails at Halftime	0-3
Is Tied at Halftime	0-0
Shoots 45% or better from the field	5-0
Shoots less than 45% from the field	1-3
Opp. shoots less than 45% from the field	6-3
Opp. shoots 45% or better from the field	0-0
Outrebounds (or ties) the opponent	5-1
Outrebounded by the opponent	1-2
Commits fewer (or ties) TOs than opponent	3-1
Commits more TOs than opponent	3-2
Holds opponents to 65 points or less	4-1
In games decided by 10 points or less	2-2

MSU'S 2008-09 RECORD IN . . .

All Games	6-3
Home Games	5-1
Road Games	1-0
Neutral-sites	0-2
Non-SEC Games	6-3
Non-SEC Home Games	5-1
Non-SEC Road Games	1-0
Non-SEC Neutral-site Games	0-2
SEC Games	0-0
SEC Home Games	0-0
SEC Road Games	0-0
Games vs. SEC Western Division	0-0
Games vs. SEC Eastern Division	0-0
November Games	5-2
December Games	1-1
January Games	0-0
February Games	0-0
March Games	0-0
Monday Games	1-0
Tuesday Games	1-0
Wednesday Games	1-1
Friday Games	0-1
Saturday Games	3-1
Overtime Games	0-0
Television Games	0-2
Games vs. Ranked Opponents	0-0

MISC. 2008-09 TEAM STATS

Largest Lead Surrendered in Loss:

4, vs. Texas Tech (11-29-08)

Largest Deficit Overcome in Win:

3, at St. Bonaventure (11-25-08)

Largest Lead at Anytime:

42, North Alabama (11-19-08)

Largest Deficit Anytime:

24, Charlotte (12-10-08)

MISCELLANEOUS MSU INDIVIDUAL STATISTICS

Games Scoring in Double Figures: Barry Stewart 6, Ravern Johnson 5, Jarvis Varnado 5, Dee Bost 4, Kodi Augustus 3, Elgin Bailey 2, Romero Osby 2.

Games Scoring 20-plus Points: Jarvis Varnado, Ravern Johnson

Games Rebounding in Double Figures: Jarvis Varnado 6.

Games With Double Figures in Assists: Dee Bost.

Games With Double-Doubles: Jarvis Varnado 4.

Games As Team's High Scorer (or co-leader): Jarvis Varnado 4, Barry Stewart 3, Kodi Augustus 2, Dee Bost 2, Ravern Johnson.

Games As Team's High Rebounder (or co-leader): Jarvis Varnado 8, Dee Bost.

Games As Team's Leader in Assists (or co-leader): Dee Bost 7, Barry Stewart 2, Jarvis Varnado, Twany Beckham.

MSU'S RECORD BY STARTING LINEUP

Bost, Stewart, R. Johnson, Varnado, Augustus 6-3

WIN-LOSS DIFFERENTIAL

Diff.	1	2	3	4	5	6	7	8	9	10	11	12	13	14	15	16	17	18	19	20	21	22	23	24	25+
Won					1				1												1				3
Lost				1		1				1															

A CLOSER LOOK AT MISSISSIPPI STATE BASKETBALL WITH RICK STANSBURY

MSU Overall Highest Points Scored

11/23/99	ARK-PINE BLUFF	107
03/02/04	AUBURN	105
11/17/98	vs. Ark-Pine Bluff	105
12/15/05	vs. Jacksonville St.	104
12/20/04	FLORIDA A&M	104
12/15/01	vs. LA-Monroe	104
11/19/08	NORTH ALABAMA	102
11/30/00	ALABAMA A&M	102
03/17/07	BRADLEY	101
12/02/02	ALABAMA A&M	100
11/30/02	JACKSONVILLE	100

MSU Overall Highest 3-Pointers Made

12/03/05	SANTA CLARA*	14
03/02/04	AUBURN	14
03/04/00	ALABAMA	14
02/03/07	LSU	13
11/21/04	NICHOLLS STATE	13
03/03/01	SOUTH CAROLINA	13
12/11/99	CENTENARY	13
01/19/08	@ Alabama	12
03/17/07	BRADLEY	12
02/24/07	@ Georgia	12
12/16/06	MCNEESE STATE	12
11/11/06	NICHOLLS	12
03/01/06	@ Arkansas	12
02/09/02	ALABAMA	12
01/10/01	FLORIDA	12
11/27/99	vs. Rutgers	12

MSU Overall Highest Free Throws Made

12/08/01	ARKANSAS STATE	33
12/28/00	vs. LA-Lafayette	33
02/27/02	ARKANSAS	32
01/27/01	MISSISSIPPI	32
02/07/04	MISSISSIPPI	31
01/15/05	ARKANSAS	30
11/21/01	ARKANSAS-LR	30
12/20/04	FLORIDA A&M	29
02/07/01	ALABAMA	29
01/06/01	ARKANSAS	27

MSU Overall Field Goals Made

12/15/01	vs. LA-Monroe	45
11/17/01	NICHOLLS STATE	45
03/02/04	AUBURN	40
12/02/02	ALABAMA A&M	40
03/17/07	BRADLEY	39
12/15/05	vs. Jacksonville St.	38
11/23/99	ARK-PINE BLUFF	38
11/17/98	vs. Ark-Pine Bluff	38
12/22/04	vs. Jacksonville St.	37
12/01/03	MCNEESE STATE	37
11/22/03	TENN-MARTIN	37
11/30/02	JACKSONVILLE	37
11/30/00	ALABAMA A&M	37

MSU Overall Highest Rebounds

11/21/00	MISS VALLEY STATE	75
11/21/98	vs. NW. State	66
11/17/98	vs. Ark-Pine Bluff	64
12/22/04	vs. Jacksonville St.	59
11/21/99	ALABAMA A&M	58
12/10/05	TROY*	58
03/06/04	@ Alabama*	56
11/30/00	ALABAMA A&M	56
12/07/02	LOUISIANA TECH.	56
12/15/05	vs. Jacksonville St.	56

MSU Overall Highest Free Throws Attempted

11/21/01	ARKANSAS-LR	48
02/27/02	ARKANSAS	45
12/08/01	ARKANSAS STATE	44
01/27/01	MISSISSIPPI	44
12/06/03	UAB	43
02/12/05	VANDERBILT	42
11/21/00	MISS VALLEY STATE	42
11/29/06	CHARLOTTE	41
02/07/04	MISSISSIPPI	40
12/28/00	vs. LA-Lafayette	40

THE LAST TIME . . .

THE LAST TIME AN MSU PLAYER...

Scored 34 or more points in a game:
 34, Charles Rhodes vs. Oregon (3-21-08)
Scored 35 or more points in a game:
 36, Jeff Malone at Ole Miss (2-19-83)
Scored 37 or more points in a game:
 39, Jeff Malone vs. Alabama (1-31-83)
Scored 40 or more points in a game:
 40, Rickey Brown vs. Auburn (3-7-77)
Scored 20+ points in two consecutive games:
 Charles Rhodes (22 vs. Georgia & 34 vs. Oregon, 2007-08)
Scored 20+ points in three consecutive games:
 Lawrence Roberts (25 vs. Virginia Tech; 22 vs. Jacksonville State; 25 vs. Florida A&M & 20 at Xavier, 2004-05)
Scored 20+ points in five consecutive games:
 Jeff Malone, 1982-83 (11 consecutive games)
Scored 30+ points in back-to-back games:
 Jeff Malone (36 at Ole Miss & 30 vs. Georgia, 1982-83)
Scored 30+ points in three consecutive games:
 Jeff Malone (33 at LSU; 36 at Ole Miss & 30 vs. Georgia, 1982-83)
Made 10 or more field goals in a game:
 10, Jarvis Varnado vs. Alabama State (12-6-08)
Made 11 or more field goals in a game:
 11, Charles Rhodes vs. Auburn (2-27-08)
Made 12 or more field goals in a game:
 12, Charles Rhodes vs. Ole Miss (1-26-08)
Made 13 or more field goals in a game:
 13, Horatio Webster vs. SW Missouri St. (11-23-97)
Made 14 or more field goals in a game:
 14, Cameron Burns at Georgia (1-17-90)
Made 15 or more field goals in a game:
 16, Raymond Brown vs. Florida (3-2-85)
Attempted 20 or more field goals in a game:
 20, Dietric Slater at Georgia (2-24-07)
Attempted 21 or more field goals in a game:
 22, Timmy Bowers at Alabama (3-6-04)
Attempted 23 or more field goals in a game:
 24, Horatio Webster vs. UT Martin (12-20-97)
Attempted 25 or more field goals in a game:
 25, Chuck Evans at Alabama (3-6-93)
Attempted 26 or more field goals in a game:
 26, Tony Watts at Ole Miss (2-22-92)
Attempted 27 or more field goals in a game:
 28, Jeff Malone vs. Vanderbilt (1-8-83)
Made six or more 3-pointers in a game:
 6, Barry Stewart vs. Tennessee (2-2-08)
Made seven or more 3-pointers in a game:
 7, Reginald Delk at Arkansas (3-1-06)
Made eight or more 3-pointers in a game:
 8, Winsome Frazier vs. UMKC (11-23-04)
Attempted 11 or more 3-pointers in a game:
 11, Jamont Gordon at Ole Miss (2-20-08)
Attempted 12 or more 3-pointers in a game:
 12, Jamall Edmonson vs. Kentucky (2-1-06)
Attempted 13 or more 3-pointers in a game:
 15, Winsome Frazier vs. UMKC (11-23-04)
Attempted 16 or more 3-pointers in a game:
 17, Darryl Wilson vs. Alabama (3-4-95)

Made 14 or more free throws in a game:
 14, Charles Rhodes vs. Oregon (3-21-08)
Made 15 or more free throws in a game:
 18, Rich Knarr vs. Auburn (2-19-73)
Attempted 18 or more free throws in a game:
 18, Charles Rhodes vs. Oregon (3-21-08)
Attempted 19 or more free throws in a game:
 19, Carl Nichols vs. Southeastern La. (12-1-88)
Had 16 or more rebounds in a game:
 16, Jarvis Varnado vs. Fairleigh Dickinson (11-22-08)
Had 17 or more rebounds in a game:
 17, Jarvis Varnado at LSU (1-9-08)
Had 18 or more rebounds in a game:
 21, Wesley Morgan vs. SE La. (11-28-05)
Had 22 or more rebounds in a game:
 23, Rickey Brown vs. Vanderbilt (12-6-79)
Had 24 or more rebounds in a game:
 24, Wiley Peck vs. Alabama (1-27-79)
Had 10 or more offensive rebounds in a game:
 10, Wesley Morgan vs. SE La. (11-28-05)
Had 10 or more defensive rebounds in a game:
 11, Jarvis Varnado vs. Fairleigh Dickinson (11-22-08)
Had 12 or more defensive rebounds in a game:
 13, Jarvis Varnado vs. North Alabama (11-19-08)
Had 10 or more assists in a game:
 10, Dee Bost vs. North Alabama (11-19-08)
Had 11 or more assists in a game:
 14, Gary Ervin vs. Florida A&M (12-20-04)
Had 15 or more assists in a game:
 16, Chuck Evans at UMKC (2-23-93)
Had 10 or more turnovers in a game:
 10, Charles Rhodes vs. Nicholls (11-11-06)
Had five or more blocks in a game:
 8, Jarvis Varnado vs. Alabama State (12-6-08)
Had seven or more blocks in a game:
 8, Jarvis Varnado vs. Alabama State (12-6-08)
Had nine or more blocks in a game:
 9, Jarvis Varnado vs. La. Monroe (11-17-08)
Had 10 or more blocks in a game:
 10, Jarvis Varnado vs. Kentucky (1-15-08)
Had 10+ blocks in two consecutive games:
 Jarvis Varnado (10 vs. Georgia & 10 vs. Kentucky, 2007-08)
Had five or more steals in a game:
 5, Barry Stewart vs. Alabama (3-14-08)
Had six or more steals in a game:
 6, Dietric Slater at Georgia (2-24-07)

LAST TIME AN MSU TEAM...

Scored 100 or more points:
 102 vs. North Alabama (11-19-08)
Scored 100 or more points in an SEC game:
 105 vs. Auburn (3-2-04)
Allowed 100 or more points:
 115 at Arkansas (2-20-93)
Was held to 52 points or less:
 52 vs. Washington St. (11-28-08)
Was held to 51 points or less:
 49 vs. Southern Illinois (11-23-07)
Was held to 48 points or less:
 36 vs. George Washington (12-8-96)

Held opponent to 60 points or less:
 58 vs. Fairleigh Dickinson (11-22-08)
Held opponent to 57 points or less:
 49 vs. La. Monroe (11-17-08)
Held opponent to 48 points or less:
 39 at LSU (1-9-08)
Shot 50 percent or better from the field:
 .500 [26-52] vs. Alabama State (12-6-08)
Shot 55 percent or better from the field:
 .576 [34-59] vs. North Alabama (11-19-08)
Shot 60 percent or better from the field:
 .600 [33-55] vs. Auburn (2-27-08)
Shot 65 percent or better from the field:
 .660 [33-50] vs. Nicholls (11-11-06)
Was held to less than 35 percent from the field:
 .326 [15-46] vs. Washington St. (11-28-08)
Was held to less than 32 percent from the field:
 .309 [17-55] vs. Charlotte (12-6-08)
Held opp. to 35 percent or less from the field:
 .242 [16-66] vs. Fairleigh Dickinson (11-22-08)
Made 34 or more field goals:
 34 vs. North Alabama (11-19-08)
Made 35 or more field goals:
 40 vs. Auburn (3-2-04)
Attempted 70 or more shots from the field:
 71 vs. Louisiana Tech (11-10-07)
Attempted 72 or more shots from the field:
 75 vs. Troy (12-10-05)
Attempted 40 or fewer shots from the field:
 39 vs. Vanderbilt (2-12-05)
Made 10 or more 3-pointers:
 11 vs. North Alabama (11-19-08)
Made 12 or more 3-pointers:
 12 at Alabama (1-19-08)
Made 13 or more 3-pointers:
 14 vs. Santa Clara (12-3-05)
Did not make a 3-pointer:
 [0-11] at Alabama (1-18-05)
Made just one 3-pointer:
 vs. Southeastern Louisiana (11-28-05)
Made just two 3-pointers:
 at Vanderbilt (1-21-06)
Attempted only 10 3-pointers:
 10 vs. Alabama State (12-6-08)
Attempted six 3-pointers or less:
 6 at Ole Miss (1-29-03)
Attempted 25 or more 3-pointers:
 25 vs. North Alabama (11-19-08)
Attempted 26 or more 3-pointers:
 26 vs. Charlotte (12-6-08)
Attempted 27 or more 3-pointers:
 30 at South Alabama (12-15-07)
Attempted 31 or more 3-pointers:
 33 vs. Troy (12-10-05)
Made 30 or more free throws:
 30 vs. Arkansas (1-15-05)
Made fewer than five free throws:
 4 at Alabama (1-19-08)
Made fewer than four free throws:
 1 at Kentucky (1-13-07)
Attempted 35 or more free throws:
 36 vs. Oregon (3-21-08)

THE LAST TIME (continued) . . .

Attempted 37 or more free throws:

41 vs. Charlotte (11-29-06)

Attempted fewer than 10 free throws:

9 vs. Southern Illinois (11-23-07)

Had 50 or more rebounds:

51 vs. North Alabama (11-19-08)

Had 52 or more rebounds:

58 vs. Troy (12-10-05)

Had 59 or more rebounds:

59 vs. Jacksonville St. (12-22-04)

Had 20 or more assists:

20 vs. La. Monroe (11-17-08)

Had 21 or more assists:

22 vs. Auburn (2-27-08)

Had 23 or more assists:

25 at Loyola Marymount (12-19-07)

Had 20 or more turnovers:

20 vs. Washington St. (11-28-08)

Had 21 or more turnovers:

24 vs. St. Bonaventure (11-25-08)

Had 25 or more turnovers:

25 vs. UT Martin (11-17-07)

Had 26 or more turnovers:

31 at Kentucky (1-7-97)

Had fewer than 10 turnovers:

8 vs. Memphis (3-23-08)

Had fewer than five turnovers:

4 vs. La. Tech (11-10-07)

Had 10 or more blocked shots:

10 vs. Alabama State (12-06-08)

Had 12 or more blocked shots:

15 vs. Fairleigh Dickinson (11-22-08)

Had 16 or more blocked shots:

16 vs. Georgia (1-12-08)

Had 10 or more steals:

10 vs. North Alabama (11-19-08)

Had 11 or more steals:

12 vs. Centenary (11-15-08)

Had 13 or more steals:

20 vs. Nicholls State (11-17-01)

MISSISSIPPI STATE NOTES OF INTEREST

BULLDOGS PROVE TO BE TRUE ROAD WARRIORS

Entering the 2008-09 campaign, no team in the SEC's Western Division has enjoyed more success on the road in the last 10 years than Mississippi State. In the 106 games away from Humphrey Coliseum, the Bulldogs posted a 46-60 (.434) ledger. LSU is second with 34 wins, followed by Alabama with 27.

Overall in the SEC, MSU ranks fourth. Kentucky is tops with 59, followed by Florida (52) and Tennessee (49).

During that same span, State was the only team to go undefeated, posting a 12-0 mark in 2003-04.

A LOOK AT MISSISSIPPI STATE'S TRIPLE-DOUBLES AND HOW THEY WERE ACHIEVED

Mississippi State has recorded three triple-doubles in school history, all coming in the past five years by three different players – Lawrence Roberts, Jamont Gordon and Jarvis Varnado.

Here's their breakdown:

Lawrence Roberts: On Nov. 21, 2004 against Nicholls State, Roberts recorded MSU's first triple-double with 18 points, 11 rebounds and 12 assists in a 98-69 home victory.

Jamont Gordon: On Feb. 21, 2007 against Vanderbilt at Humphrey Coliseum, Gordon tallied 15 points, 12 rebounds and 10 assists in MSU's 83-70 win.

Jarvis Varnado: In a win against Kentucky on Jan. 15, 2008, Varnado responded with 10 points, 12 rebounds and 10 blocked shots in the Bulldogs' 69-64 triumph.

Three other times this season, Varnado flirted with triple-doubles, but came up just short on either points, rebounds or blocks.

Overall Road Records

Since 1998-99

Team	Record	Pct.
Kentucky	59-41	.590
Florida	52-42	.553
Tennessee	49-58	.458
Mississippi State	46-60	.434
LSU	34-69	.330
South Carolina	32-75	.299
Vanderbilt	31-74	.295
Georgia	28-83	.252
Alabama	27-74	.267
Ole Miss	26-80	.245
Auburn	25-67	.272
Arkansas	23-71	.245

NOTE: MSU's 106 road games are tied for third-most during this 10-year span.

Divisional Road Records

Since 1998-99

Eastern Division	Record	Pct.
Kentucky	59-41	.590
Florida	52-42	.553
Tennessee	49-58	.458
South Carolina	32-75	.299
Vanderbilt	31-74	.295
Georgia	28-83	.252

Western Division


Record	Pct.
Mississippi State	46-60 .434
LSU	34-69 .330
Alabama	27-74 .267
Ole Miss	26-80 .245
Auburn	25-67 .272
Arkansas	23-71 .245



Roberts



Gordon



Varnado

FRESHMAN ROMERO OSBY HAS NUMBER RETIRED

During his prep days at Northeast Lauderdale in Meridian, Miss., freshman forward **Romero Osby** played a major role in the Trojans' success.

In November, the school honored him by retiring his No. 24 jersey.

It's only fitting considering he departed there with five major statistical records – points, rebounds, assists, blocks and steals.

At Mississippi State, he wears the No. 5 jersey.

MSU INKS SHAUNESSY SMITH IN EARLY SIGNING PERIOD

Heralded all-state performer Shaunessy Smith of Noxubee County High School in Macon (Miss.) signed a national letter of intent with Mississippi State in mid-November.

The 6-foot-6, 200-pound versatile guard averaged 25.1 points, seven rebounds, two assists and two steals last year as a junior for coach T.J. Billups, despite battling all season with a torn ligament in his right hip.

National Polls

(Dec. 8, 2008)

USA Today/ESPN Coaches

TW	Team	PTS
1.	North Carolina	775
2.	Connecticut	734
3.	Pittsburgh	715
4.	Gonzaga	674
5.	Oklahoma	632
6.	Texas	601
7.	Duke	551
8.	Tennessee	465
9.	Xavier	463
10.	Louisville	446
11.	Wake Forest	368
12.	Villanova	362
13.	Notre Dame	359
14.	UCLA	349
15.	Memphis	330
16.	Syracuse	317
17.	Purdue	293
18.	Arizona State	254
19.	Georgetown	246
20.	Michigan State	190
21.	Ohio State	173
22.	Davidson	143
23.	Kansas	136
24.	Marquette	102
25.	Miami (Fla.)	69

Associated Press

(Dec. 8, 2008)

1.	North Carolina	1,800
2.	Connecticut	1,710
3.	Pittsburgh	1,633
4.	Gonzaga	1,574
5.	Oklahoma	1,529
6.	Texas	1,381
7.	Duke	1,256
8.	Tennessee	1,203
9.	Louisville	1,080
10.	Xavier	1,041
11.	Wake Forest	957
12.	Notre Dame	954
13.	Syracuse	869
14.	Purdue	718
15.	Villanova	713
16.	UCLA	705
17.	Memphis	579
18.	Michigan State	536
19.	Georgetown	475
20.	Arizona State	462
21.	Ohio State	435
22.	Baylor	351
23.	Davidson	348
24.	Marquette	222
25.	Kansas	206

2008-09 Mississippi State University Bulldogs

No.	Name	Pos.	Ht.	Wt.	Cl.	Exp.	Hometown (Previous School)
24	Kodi Augustus	F	6-8	220	So.	1L	Baton Rouge, LA (Maine Central Institute)
45	Elgin Bailey	F/C	6-8	254	So.	1L	New Orleans, LA (Belaire HS)
4	Twany Beckham	G	6-5	190	Fr.	HS	Louisville, KY (New Hampton [NH] School)
15	Riley Benock	G	6-4	180	So.	1L	Battletown, KY (Meade County HS)
33	Brandon Bolen	G	6-3	195	So.	1L	Madison, MS (Madison-Ridgeland Academy)
3	Dee Bost	G	6-2	170	Fr.	HS	Concord, NC (Hargrave Military Academy)
14	Rod Bryant	G	6-1	165	So.	1L	Birmingham, AL (G.W. Carver HS)
10	Christopher Gay	G	6-0	180	Sr.	TR	Hattiesburg, MS (William Carey College)
1	Jacquese Holcombe	F	6-6	205	Jr.	JC	College Park, GA (Georgia Perimeter Co.)
44	Brian Johnson	F/C	6-9	245	Sr.	1L	Laurinburg, NC (University of Louisville)
2	Ravarn Johnson	G/F	6-7	175	So.	1L	Lyon, MS (Coahoma County HS)
20	Taylor Luczak	F	6-8	220	Fr.	HS	Glens Falls, NY (Glens Falls Senior HS)
5	Romero Osby	F	6-8	230	Fr.	HS	Meridian, MS (Northeast Lauderdale HS)
22	Barry Stewart	G	6-3	170	Jr.	2L	Shelbyville, TN (Shelbyville Central HS)
25	Phil Turner	G	6-3	170	So.	1L	Grenada, MS (Grenada HS)
32	Jarvis Varnado	F/C	6-9	210	Jr.	2L	Brownsville, TN (Haywood HS)

Numerical Roster

No.	Name	Pos.	Ht.	Wt.	Cl.	Exp.	Hometown (Previous School)
1	Jacquese Holcombe	F	6-6	205	Jr.	JC	College Park, GA (Georgia Perimeter Co.)
2	Ravarn Johnson	G/F	6-7	175	So.	1L	Lyon, MS (Coahoma County HS)
3	Dee Bost	G	6-2	170	Fr.	HS	Concord, NC (Hargrave Military Academy)
4	Twany Beckham	G	6-5	190	Fr.	HS	Louisville, KY (New Hampton [NH] School)
5	Romero Osby	F	6-8	230	Fr.	HS	Meridian, MS (Northeast Lauderdale HS)
10	Christopher Gay	G	6-0	180	Sr.	TR	Hattiesburg, MS (William Carey College)
14	Rod Bryant	G	6-1	165	So.	1L	Birmingham, AL (G.W. Carver HS)
15	Riley Benock	G	6-4	180	So.	1L	Battletown, KY (Meade County HS)
20	Taylor Luczak	F	6-8	220	Fr.	HS	Glens Falls, NY (Glens Falls Senior HS)
22	Barry Stewart	G	6-3	170	Jr.	2L	Shelbyville, TN (Shelbyville Central HS)
24	Kodi Augustus	F	6-8	220	So.	1L	Baton Rouge, LA (Maine Central Institute)
25	Phil Turner	G	6-3	170	So.	1L	Grenada, MS (Grenada HS)
32	Jarvis Varnado	F/C	6-9	210	Jr.	2L	Brownsville, TN (Haywood HS)
33	Brandon Bolen	G	6-3	195	So.	1L	Madison, MS (Madison-Ridgeland Academy)
44	Brian Johnson	F/C	6-9	245	Sr.	1L	Laurinburg, NC (University of Louisville)
45	Elgin Bailey	F/C	6-8	254	So.	1L	New Orleans, LA (Belaire HS)

Head Coach: Rick Stansbury (Campbellsville, 1982 - 11th year)

Asst. Coach: Robert Kirby (Pan American, 1983 - 11th year)

Asst. Coach: Phil Cunningham (Campbellsville, 1990 - 9th year)

Asst. Coach: Marcus Grant (Mississippi State, 1995 - 5th year)

Coord. of BB Ops: Talvis Franklin (Mississippi State, 2007 - 2nd year)

PRONUNCIATION GUIDE

KODI AUGUSTUS: CO-DEE
 TWANY BECKHAM: TWAHN-NEE
 RILEY BENOCK: BEE-KNOCK
 JACQUESE HOLCOMBE: JOCK-WHEECE
 RAVARN JOHNSON: RAY-VERN
 TAYLOR LUCZAK: LOU-ZACK
 ROMERO OSBY: RO-MARE-OH OZ-BEE
 JARVIS VARNADO: VUR-NAR-DOE

Mississippi State Basketball Roster Breakdown

By Class:

Seniors	Juniors	Sophomores	Freshman
Christopher Gay	Jacquese Holcombe	Kodi Augustus	Twany Beckham
Brian Johnson	Barry Stewart	Elgin Bailey	Dee Bost
	Jarvis Varnado	Riley Benock	Taylor Luczak
		Brandon Bolen	Romero Osby
		Rod Bryant	
		Ravarn Johnson	
		Phil Turner	

By State:

Mississippi: Brandon Bolen, Christopher Gay, Ravarn Johnson, Romero Osby, Phil Turner
Tennessee: Barry Stewart, Jarvis Varnado
Kentucky: Twany Beckham, Riley Benock
Louisiana: Kodi Augustus, Elgin Bailey
North Carolina: Dee Bost, Brian Johnson
Alabama: Rod Bryant
Georgia: Jacquese Holcombe
New York: Taylor Luczak

MISSISSIPPI STATE PRESEASON AWARDS

In the 2008 Southeastern Conference media poll, Mississippi State, the two-time defending Western Division champions, was picked to finish fourth in the West behind Alabama, LSU and Ole Miss, respectively. From an individual standpoint, Bulldogs junior forward Jarvis Varnado was named first-team All-SEC by the league coaches, while the media voted him second-team back in October. Nationally, true freshman Dee Bost of Concord, N.C., was tabbed honorable mention freshman All-American by CollegeHoops.net.

CHARLOTTE QUICK FACTS

Nickname:Jaguars
Colors:Blue, Red & White
Conference:Sun Belt
2007-08 Record:26-7
Conference:16-2, T1st
Starters returning/lost:2/3
Lettermen returning/lost:2/8
Sports Information Director:Brian Fremund
SID Phone:1-251-414-8033

EXHIBITION 1

MSU 88, MONTEVALLO 59

Nov. 1, 2008 • STARKVILLE, MS

In the season's first of two exhibition contests, Mississippi State rode a double-double performance from junior Jarvis Varnado to take care of visiting Montevallo 88-59 at Humphrey Coliseum.

Varnado, the reigning National Defensive Player of the Year, recorded 17 points on 7-of-9 shooting from the floor to go along with his game-high 12 rebounds. He also blocked eight shots after leading the nation in blocked shots a year ago with 157. Sophomore Ravern Johnson led all scorers on the night with an 8-of-14 performance from the field for a total of 19 points, while freshman Romero Osby pitched in the team's second double-double with 10 points and 11 boards. Dee Bost scored 13 points and handed out seven assists to just three turnovers in the win.

Junior guards Marcus Lancaster and Freddy Little led Montevallo in scoring with 10 points apiece on a collective 8-of-25 shooting performance, while junior forward Nate Flowers led the squad in rebounding with nine boards.

Ranking second nationally in team field-goal percentage defense last year, the Bulldogs followed suit by holding Montevallo to just 23-of-71 shooting from the floor for a 32.6% mark. Also specializing in blocks as a team by ranking second nationally in that category a year ago, MSU swatted 13 shots on the evening. Leading Montevallo in rebounding at halftime 32-21, State never let up and finished the game with a 62-37 advantage.

Montevallo

Player	FG	3FG	FT	RB	PF	PT	A	Min
Flowers	f 3-9	0-0	2-5	9	2	8	1	26
Brown	f 4-12	0-0	0-1	6	4	8	1	27
Lancaster	g 3-8	1-1	3-4	3	1	10	1	23
Humphrey	g 2-8	0-4	0-0	0	4	4	0	18
Little	g 5-17	0-4	0-1	3	1	10	2	31
Krych	2-4	0-0	5-8	3	4	9	0	15
Ragan	2-7	0-2	0-0	5	0	4	2	23
Hutchinson	0-0	0-0	0-0	0	0	0	1	2
McMillan	0-3	0-2	1-2	2	1	1	1	19
Lynch	1-2	1-2	0-0	0	0	3	0	2
Nelson	0-0	0-0	0-0	0	0	0	0	2
Carlyle	1-1	0-0	0-0	2	3	2	0	12
Team				4				
TOTALS	23-71	2-15	11-21	37	20	59	9	200

Mississippi State

Player	FG	3FG	FT	RB	PF	PT	A	Min
B. Johnson	f 1-1	1-1	2-2	5	1	5	0	17
Varnado	c 7-9	0-0	3-5	12	1	17	4	24
R. Johnson	g 8-14	3-8	0-0	4	2	19	1	24
Bost	g 5-12	1-5	2-4	4	2	13	7	32
Stewart	g 4-12	2-7	0-0	5	4	10	4	28
Holcombe	1-5	0-3	0-0	3	3	2	0	16
Osby	3-5	0-0	4-6	11	3	10	1	13
Gay	0-1	0-1	0-0	0	0	0	0	2
Benock	0-3	0-3	0-0	4	0	0	3	16
Luczak	0-0	0-0	0-0	1	0	0	1	2
Augustus	2-4	0-1	3-4	5	2	7	2	12
Bolen	0-1	0-0	0-0	1	0	0	0	2
Bailey	1-4	0-0	3-5	4	4	5	0	12
Team				3				
TOTALS	32-71	7-29	17-23	62	22	88	23	200

Halftime: MSU 36, MON 26. FG%: MSU 45.1%, MON 32.4%. 3FG%: MSU 24.1%, MON 13.3%. FT%: MSU 65.4%, MON 52.4%. Turnovers: MSU 21 (Bost, Stewart, Osby, Augustus, Bailey 3), MON 13 (Brown 4). Blocked Shots: MSU 13 (Varnado 8), MON 1 (Carlyle). Steals: MSU 8 (Bost, Benock 2), MON 12 (Ragan 3). Officials: Anthony Jordan, Jeff Nichols, Mike Stuart. Attendance: 2,621.

EXHIBITION 2

MSU 67, OKLAHOMA CITY 65

Nov. 8, 2008 • STARKVILLE, MS

Mississippi State utilized an 18-5 rally in the final minutes to overcome two-time defending NAIA national champion Oklahoma City 67-65 at Humphrey Coliseum in the season's final exhibition outing.

Junior Jarvis Varnado once again flirted with triple-double status in the contest by scoring 12 points, claiming a game-high 13 rebounds, and swatting eight shots after leading the nation in blocks a year ago. Varnado amassed 29 points, 25 rebounds and 16 blocks in State's two exhibition contests.

Senior Brian Johnson fell just a rebound shy of a double-double performance for the Bulldogs with 10 points on 5-of-7 shooting, while standout freshman Dee Bost tallied 11 points and six assists. Junior Barry Stewart and sophomore Ravern Johnson rounded out State scorers in double digits with 11 and 10 points, respectively.

Forward Jamarus Ellis led the Stars with a game-high 26 points on 10-of-24 shooting along with five rebounds. Senior Sao Paulo, Brazil native Ricardo De Bem pitched in 11 points and seven rebounds while junior Davell Jackson also contributed 11 points.

The Bulldogs never led until the 1:41 mark of the second half when Ravern Johnson drained a 3-pointer for a 65-63 advantage. However, the Stars answered and evened the score on an Ellis jumper, but with 1:23 left, Varnado gave MSU the lead for good on a dunk.

Oklahoma City

Player	FG	3FG	FT	RB	PF	PT	A	Min
Telo	f 3-7	0-3	2-3	4	2	8	2	32
Phillips	f 2-5	1-4	0-0	4	4	5	1	28
De Bem	c 5-13	0-0	1-3	7	3	11	1	27
Ellis	g 10-24	5-11	1-2	5	1	26	2	40
Jackson	g 5-11	0-0	1-4	6	2	11	5	40
Jones	1-2	0-0	0-0	3	2	2	0	23
Lovelace	1-1	0-0	0-0	4	1	2	0	10
Team				5				
TOTALS	27-63	6-18	5-12	38	15	65	11	200

Mississippi State

Player	FG	3FG	FT	RB	PF	PT	A	Min
Osby	f 0-4	0-2	0-0	0	3	0	0	12
Varnado	f 4-10	0-0	4-7	13	2	12	1	24
R. Johnson	g 4-9	1-4	1-2	5	1	10	1	24
Bost	g 3-7	3-6	2-2	2	3	11	6	24
Stewart	g 3-11	3-7	2-2	2	0	11	1	24
Holcombe	1-6	0-1	0-0	4	1	2	0	16
Benock	0-3	0-3	0-0	1	1	0	1	16
Augustus	1-2	0-0	0-0	2	0	2	0	6
Turner	1-3	1-2	0-0	1	2	3	0	16
B. Johnson	5-7	0-0	0-1	9	1	10	1	22
Bailey	3-11	0-0	0-3	10	2	6	0	16
Team				4				
TOTALS	25-73	8-25	9-17	53	16	67	11	200

Halftime: OCU 31 MSU 27. FG%: MSU 34.2%, OCU 42.9%. 3FG%: MSU 32.0%, OCU 33.3%. FT%: MSU 52.9%, OCU 41.7%. Turnovers: MSU 19 (Turner 4), OCU 17 (Ellis 6). Blocked Shots: MSU 11 (Varnado 8), OCU 1 (De Bem 1). Steals: MSU 6 (Six with 1), OCU 11 (Three with 3). Officials: Mike Stuart, Patrick Evans, Chuck Jones. Attendance: 2,592.

GAME 1

MSU 77, CENTENARY 55

Nov. 15, 2008 • STARKVILLE, MS

Mississippi State's Ravern Johnson hit five 3-point baskets and scored a team-high 15 points as the Bulldogs defeated Centenary College 77-55 in a season-opening men's basketball game at Humphrey Coliseum.

The Bulldogs scored the game's first seven points and never trailed in the contest. MSU improved to 9-2 in season openers under coach Rick Stansbury and 76-21 all-time.

MSU set the tone from 3-point range early. Dee Bost and Johnson hit back-to-back 3-pointers to help the Bulldogs spring from the gates. Those two treys would be the first of 10 for the hosts in the contest. The early lead stretched to double digits at 17-7 on a jumper from Riley Benock.

In the opening half, the Bulldogs used a five-on-five rotation as the search for consistency and set lineups will continue in non-conference play. Another 7-0 run allowed the Bulldogs to take their largest first-half lead, at 30-15. In the opening half, the Bulldogs only shot 36.7 percent from the field, yet managed a 34-20 lead at the intermission.

In the second half, the defensive pressure allowed the lead to grow quickly. A jumper by Jacquiese Holcombe ran the advantage to 51-31 with 13:03 remaining. MSU took its largest lead at 27 points on two different occasions in the closing minutes.

Also scoring in double-digits for MSU were Barry Stewart and Elgin Bailey with 13 and 10 points, respectively.

Nick Stallings paced the Gents with 16 points.

Centenary (0-1)

Player	FG	3FG	FT	RB	PF	PT	A	Min
Bohnam	f 2-5	0-0	0-1	4	3	4	1	25
Stallings	g 6-17	4-7	0-0	7	3	16	1	29
Adams	g 4-13	4-8	3-4	6	2	15	6	35
Redus	g 2-9	0-2	3-4	1	4	7	2	29
Starring	g 1-9	0-3	0-1	2	0	2	0	24
Tubner	0-2	0-1	0-0	4	1	0	2	19
Gatlin	4-8	1-1	0-0	7	0	9	0	27
Hill	0-0	0-0	0-0	0	0	0	0	1
Harris	1-2	0-0	0-2	1	2	2	0	11
Team				6				
TOTALS	20-65	9-22	6-12	38	15	55	12	200

Mississippi State (1-0)

Player	FG	3FG	FT	RB	PF	PT	A	Min
Augustus	f 2-3	0-0	2-2	3	2	6	2	17
Varnado	f 3-6	0-0	3-5	11	1	9	1	25
R. Johnson	g 5-9	5-8	0-0	3	1	15	3	24
Bost	g 3-8	2-4	1-2	3	2	9	4	23
Stewart	g 4-8	2-4	3-4	3	3	13	1	23
Holcombe	1-2	0-1	0-0	1	2	2	1	17
Osby	1-4	0-1	2-3	7	1	4	1	19
Gay	0-0	0-0	0-0	1	0	0	0	2
Benock	3-3	1-1	0-0	1	0	7	2	15
Luczak	0-0	0-0	0-0	0	0	0	0	2
Turner	1-4	0-3	0-0	5	3	2	2	15
Bolen	0-0	0-0	0-0	0	0	0	0	2
Bailey	4-11	0-0	2-4	3	1	10	0	16
Team				4				
TOTALS	27-48	10-22	13-20	45	16	77	17	200

Halftime: MSU 34 CEN 20. FG%: MSU 46.6%, CEN 30.8%. 3FG%: MSU 45.5%, CEN 40.9%. FT%: MSU 65.0%, CEN 50.0%. Turnovers: MSU 17 (Stewart 4), CEN 18 (Gatlin 4). Blocked Shots: MSU 16 (Varnado 7), CEN 4 (Bonham 2). Steals: MSU 12 (Stewart 4), CEN 11 (Adams 4). Officials: Doug Shows, Ron Groover, Tracy Woodson. Attendance: 8,063.

GAME 2

MSU 78, LOUISIANA-MONROE 49 Nov. 17, 2008 • STARKVILLE, MS

Junior guard Barry Stewart connected on three of his six attempts from long range and scored 17 points to lead the Mississippi State Bulldogs to a commanding 78-49 victory against the visiting Louisiana-Monroe Warhawks.

Stewart finished the game 6-of-9 shooting to go along with an assist, block and steal. Jarvis Varnado swatted nine shots by halftime and finished with that total to go with 11 rebounds for the game. Outstanding freshman point guard Dee Bost handed out seven assists and shot 3 of 6 from behind the arc to score 14 points.

Sophomore big men Elgin Bailey and Kodi Augustus notched nine and eight boards, respectively, while sophomore shooting specialist Raven Johnson grabbed four rebounds and scored 10 points. Augustus also scored a career-high 12 points.

Starkville native, junior Jarvis Hill led the Warhawks with 19 points on 8-of-17 shooting and four rebounds.

State suffocated ULM from the tip as the Warhawks connected on just three of their first 16 attempts from the floor.

Conversely, State drained five of their first seven treys and never trailed en route to a 35-24 advantage at the half.

MSU quickly stormed out to a 55-35 lead in the second stanza on an 18-4 run, capped by a made three-point conversion from the charity stripe by Bailey. From that point forward the Bulldogs dominated the game, finishing on a 10-2 streak.

Louisiana-Monroe (1-1)

Player	FG	3FG	FT	RB	PF	PT	A	Min
Turner	f 1-2	0-0	0-0	3	4	2	0	21
Nweke	f 0-7	0-1	0-0	5	4	0	0	24
Hooper	g 5-16	1-5	3-8	5	3	14	1	34
Hill	g 8-17	1-7	2-4	4	3	19	0	28
Roberts	g 0-0	0-0	0-0	1	0	0	0	13
Forbes	1-1	1-1	0-0	0	0	3	0	3
Williams	0-5	0-2	0-0	0	0	0	1	12
Lassiter	0-4	0-1	0-0	0	3	0	2	15
Averette	0-2	0-1	0-0	2	1	0	2	12
Thomas	3-8	1-2	0-0	4	3	7	2	16
Hampton	2-6	0-0	0-2	3	4	4	0	19
Garrison	0-1	0-1	0-0	0	0	0	0	3
Team				9				
TOTALS	20-69	4-21	5-14	36	25	49	8	200

Mississippi State (2-0)

Player	FG	3FG	FT	RB	PF	PT	A	Min
Augustus	f 4-5	1-1	3-3	8	2	12	2	21
Varnado	f 1-4	0-0	0-1	11	1	2	1	27
R. Johnson	g 4-9	2-4	0-1	4	2	10	2	27
Bost	g 4-9	3-6	3-4	3	1	14	7	26
Stewart	g 6-9	3-6	2-4	1	3	17	1	26
Holcombe	2-3	0-1	0-0	2	3	4	0	12
Osby	2-4	0-0	3-3	2	2	7	0	14
Gay	0-0	0-0	0-0	0	0	0	0	1
Benock	0-2	0-2	0-0	2	2	0	2	12
Luczak	1-1	0-0	0-0	0	0	2	0	1
Turner	1-3	0-1	1-2	2	1	3	4	14
Bolen	0-0	0-0	0-0	0	0	0	0	2
Bailey	3-7	0-0	1-1	9	1	7	1	17
Team				6				
TOTALS	28-56	9-21	13-19	50	18	78	20	200

Halftime: MSU 35 ULM 24. FG%: MSU 50.0%, ULM 29.0%. 3FG%: MSU 42.9%, ULM 19.0%. FT%: MSU 68.4%, ULM 35.7%. Turnovers: MSU 20 (Varnado, Stewart, Bailey 3), ULM 13 (Roberts, Lassiter 2). Blocked Shots: MSU 12 (Varnado 9), ULM 0. Steals: MSU 4 (4 tied with 1), ULM 7 (Turner, Hill 2). Officials: J.B. Caldwell, Tom Eades, Chuck Jones. Attendance: 8,732

GAME 3

MSU 102, NORTH ALABAMA 61 Nov. 19, 2008 • STARKVILLE, MS

Junior Jarvis Varnado blocked seven shots and matched a career-high 16 points to power the Bulldogs to a 102-61 victory against the North Alabama Lions in first-round action of the Legends Classic at Humphrey Coliseum.

He also slammed the boards for 14 rebounds to record his first double-double of the young season. Tying for the team lead was fellow junior Barry Stewart, who drained 3-of-5 treys for 16 points. Sophomores Elgin Bailey and Kodi Augustus continued their solid play with a combined 18 points and 12 rebounds, while Bailey had 10 points.

Freshman Romero Osby finished with 15 points, while Dee Bost tallied 10 assists.

MSU, which hasn't trailed at all this year, stormed out of the gates behind three Varnado blocks in the first three minutes, while hitting five of their first seven attempts from the floor. Midway through the first half, State staked a 20-2 run, sparked by back-to-back threes from Osby and sophomore Riley Benock to hold a 48-30 halftime advantage.

North Alabama took the initiative into the second stanza, however, by scoring six straight points to start the half.

MSU eclipsed the 100-point mark for the first time since scoring 101 against Bradley in the second round of the NIT in 2007, while State's bench accomplished a rare feat by combining for an impressive total of 47 points.

Following suit, the Dawgs put up an outstanding number on the boards, outrebounding UNA, 51-27.

North Alabama (2-1)

Player	FG	3FG	FT	RB	PF	PT	A	Min
Gay	f 2-12	1-3	0-0	5	1	5	1	32
Fraise	f 7-22	1-5	2-3	5	1	17	2	34
Collins	g 0-4	0-3	0-0	2	3	0	1	22
Johnson	g 4-10	2-4	0-0	3	2	10	3	28
Redden	g 6-9	2-4	2-2	3	3	16	1	26
Speight	0-3	0-1	4-8	3	0	4	0	15
McCants	1-1	0-0	0-2	0	1	2	0	11
Deegan	1-1	1-1	0-0	0	0	3	0	5
Lima	2-6	0-0	0-0	2	5	4	0	13
Hunter	0-4	0-1	0-0	3	4	0	2	14
Team				1				
TOTALS	23-72	7-22	8-15	27	20	61	10	200

Mississippi State (3-0)

Player	FG	3FG	FT	RB	PF	PT	A	Min
Augustus	f 3-5	0-2	2-2	7	1	8	0	22
Varnado	f 6-7	0-0	4-4	14	1	16	0	22
R. Johnson	g 3-7	2-5	0-0	2	1	8	1	23
Bost	g 2-5	1-3	2-2	2	2	7	10	23
Stewart	g 5-8	3-5	3-4	2	2	16	1	22
Holcombe	2-5	0-1	0-0	5	0	4	0	18
Osby	5-9	1-3	4-4	3	0	15	0	18
Gay	0-0	0-0	0-0	0	0	0	0	1
Benock	3-4	2-3	0-0	1	4	8	1	13
Luczak	0-0	0-0	0-0	0	0	0	0	2
Turner	2-4	2-3	2-2	4	0	8	3	16
Bolen	1-1	0-0	0-0	0	0	2	1	4
Bailey	2-4	0-0	6-8	5	1	10	2	16
Team				6				
TOTALS	34-59	11-25	23-26	51	12	102	17	200

Halftime: MSU 48, UNA 30. FG%: MSU 57.6%, UNA 31.9%. 3FG%: MSU 44.0%, UNA 31.8%. FT%: MSU 88.5%, UNA 53.3%. Turnovers: MSU 21 (Bost 5), UNA 15 (Johnson, Lima, Hunter 3). Blocked Shots: MSU 13 (Varnado 7), UNA 2 (Lima, Hunger 1). Steals: MSU 10 (Turner 3), UNA 12 (Speight 3). Officials: James Barker, Gerrald Drummond, Chuck Jones. Attendance: 8,579.

GAME 4

MSU 84, FAIRLEIGH DICKINSON 58 Nov. 22, 2008 • STARKVILLE, MS

Junior Jarvis Varnado blocked eight shots and became Mississippi State's all-time leader in that category as the Bulldogs upended Fairleigh Dickinson in the second round of the Legends Classic, 84-58, at Humphrey Coliseum.

Varnado, who also recorded his second-straight double-double with 14 points and 16 rebounds, broke Erick Dampier's total of 249 blocks set from 1994-96.

As a team, MSU swatted away 15 shots, one shy of tying the school record set last year against Georgia.

The Bulldogs, who led from start to finish, also forced 19 turnovers and collected seven steals, while limiting the Knights to 16-of-66 shooting after misfiring on their first 16 shots.

Offensively, Barry Stewart and Raven Johnson rounded out the double-digit scoring with 12 and 11 points, respectively.

Sophomore Phil Turner tied a season high with eight points on 3-of-4 shooting while freshman Twany Beckham notched two steals and four points in his Maroon and White debut.

FDU junior guard Cameron Tyler hit just 3 of his 15 attempts from the floor but managed 16 points to lead the Knights in scoring, followed by Terence Grier with 10.

MSU freshman point guard Dee Bost handed out six assists to give him an SEC-best 27, and the Bulldogs improved to 4-0 for the first time since 2003-04.

Fairleigh Dickinson (0-3)

Player	FG	3FG	FT	RB	PF	PT	A	Min
Baptiste	f 1-12	1-5	2-2	11	1	5	0	21
Svrclik	f 3-11	0-3	3-4	8	4	9	0	37
Galvin	g 0-4	0-0	3-4	7	4	3	2	23
Fernley	g 1-1	1-1	0-0	0	0	3	0	7
Blackgrove	g 0-0	0-0	0-0	0	0	0	0	4
Grier	3-5	1-1	3-4	3	3	10	0	17
Stasyszyn	0-3	0-2	0-0	1	2	0	0	17
Tyler	3-15	1-4	9-21	1	2	16	3	33
Moore	3-9	1-5	0-0	8	0	7	1	21
Mofunanya	2-6	0-0	1-4	8	5	5	1	20
Team				3				
TOTALS	16-66	5-21	21-39	50	21	58	7	200

Mississippi State (4-0)

Player	FG	3FG	FT	RB	PF	PT	A	Min
Augustus	f 3-3	0-0	0-0	6	5	6	1	15
Varnado	f 5-9	0-0	4-7	16	2	14	1	24
R. Johnson	g 4-10	3-6	0-0	4	1	11	0	23
Bost	g 2-8	0-4	2-4	1	3	6	6	24
Stewart	g 4-9	2-5	2-4	2	1	12	2	23
Holcombe	0-1	0-1	1-2	0	3	1	0	10
Beckham	2-2	0-0	0-1	2	2	4	2	10
Osby	3-7	1-3	2-2	5	3	9	1	23
Gay	0-0	0-0	0-0	0	0	0	0	1
Benock	2-4	2-4	0-0	1	1	6	1	17
Turner	3-4	1-1	1-2	2	3	8	1	11
Bolen	0-0	0-0	0-0	0	0	0	0	2
Bailey	2-2	0-0	3-6	4	5	7	0	17
Team				2				
TOTALS	30-59	9-24	15-28	45	29	84	15	200

Halftime: MSU 43, FDU 19. FG%: MSU 50.8%, FDU 24.2%. 3FG%: MSU 37.5%, FDU 23.8%. FT%: MSU 53.6%, FDU 53.8%. Turnovers: MSU 16 (Bost 4), FDU 19 (Mofunanya 5). Blocked Shots: MSU 15 (Varnado 8), FDU 3 (Mofunanya 2). Steals: MSU 7 (Beckham 2), FDU 5 (Moore 2). Officials: Frank Raposo, Tim Ebersol, Scott Bolnick. Attendance: 9,028

GAME 5

MSU 76, ST. BONAVENTURE 71 Nov. 25, 2008 • OLEAN, NY

Mississippi State scored the game's final five points to hold off St. Bonaventure 76-71 in front of a sellout crowd at the Reilly Center.

The Bulldogs won their first road game of the young season and moved to 5-0 for the first time since the 2003-04 squad won their first 13 games. Still, the contest was not without its dramatic moments at the end. MSU appeared to have things well in hand, taking a 63-48 lead with 9:31 remaining.

However, defensive pressure and some turnovers allowed the Bonnies to stage one final rally. SBU tied the game 71-all on a 3-point basket from Chris Matthews, capping a 10-2 run. The tie was short lived as Twany Beckham broke the tie by hitting one of two free throws with 1:21 remaining. A basket by Ravern Johnson upped the advantage with 18 seconds remaining. Johnson returned to the line to sink a pair of game-clinching free throws with one second left.

Jarvis Varnado had a huge night for the Bulldogs with 19 points, 12 rebounds and six blocks. Ravern Johnson added 18 points and seven rebounds for the Bulldogs.

Ray Blackburn paced the Bonnies with 22 points. Andrew Nicholson scored 13 points, while Chris Matthews and Jonathan Hall each added 10 points.

For the contest, the Bulldogs shot 42.4 percent from the floor (25 of 59) and was 5 of 13 from 3-point range.

Mississippi State (5-0)

Player	FG	3FG	FT	RB	PF	PT	A	Min
R. Johnson g	6-9	2-3	4-4	7	1	18	1	29
Augustus f	2-6	0-1	0-1	6	4	4	1	19
Varnado c	7-12	0-0	5-7	12	3	19	0	34
Bost g	1-8	0-1	4-5	4	2	6	2	20
Stewart g	1-9	1-4	0-0	3	3	3	4	32
Beckham	2-3	0-0	4-6	1	1	8	3	20
Osby	3-4	0-0	0-0	4	5	6	0	18
Benock	2-3	2-3	0-0	10	0	6	0	8
Turner	1-4	0-1	4-4	3	0	6	3	14
Bailey	0-1	0-0	0-0	1	2	0	0	6
Team				4				
TOTALS	25-59	5-13	21-27	46	21	76	14	200

St. Bonaventure (3-2)

Player	FG	3FG	FT	RB	PF	PT	A	Min
Nicholson f	6-11	0-0	1-4	9	3	13	0	27
Carter f	3-9	0-1	1-2	5	1	7	0	14
Matthews g	4-11	2-6	0-0	6	4	10	1	35
Hall g	4-10	0-1	2-2	2	4	10	1	31
Eleby g	0-6	0-0	1-4	3	4	1	4	24
Blackburn	6-11	3-3	7-8	1	4	22	4	30
Thomas	2-3	0-0	1-2	2	3	5	0	11
Benson	0-0	0-0	0-0	0	0	0	0	4
Cook	0-2	0-0	0-0	2	1	0	1	13
Davenport	1-4	0-2	1-1	1	1	3	0	11
Team				5				
TOTALS	26-67	5-13	14-23	36	25	71	11	200

Halftime: MSU 36, SBU 34. FG%: MSU 42.4%, SBU 38.8%. 3FG%: MSU 38.5%, SBU 38.5%. FT%: MSU 77.8%, SBU 60.9%. Turnovers: MSU 24 (Bost 6), SBU 17 (Hall 5). Blocked Shots: MSU 7 (Varnado 6), SBU 4 (Nicholson, Davenport 2). Steals: MSU 7 (Bost 3), SBU 9 (Hall 5). Officials: Mike Roberts, James Reeding, Gene Crawford. Attendance: 5,111.

GAME 6

WASHINGTON STATE 63, MSU 52 Nov. 28, 2008 • NEWARK, NJ

A spirited second-half rally fell short as Mississippi State dropped a 63-52 decision to Washington State in a semifinal round matchup of the Legends Classic at the Prudential Center.

The Bulldogs trailed by as many as 17 midway through the second half. A 9-0 run helped MSU cut the deficit to six before a more-experienced Cougars squad pulled away for the final margin.

MSU lost for the first time on the young season, falling to 5-1. Washington State, a member of the Pac 10 Conference, improved to 5-0.

The lead changed hands on a couple of occasions in the opening half. A Barry Stewart 3-point basket gave MSU its largest lead of the afternoon at 18-15, but WSU ended the half on a 20-8 run. That run including a pair of baskets from Aron Baynes, who was 6 of 6 in the opening half.

In the second frame, WSU's physical defense in the opening stages allowed the Cougars to stretch the advantage to 52-35 with less than 10 minutes remaining. But another 3-point basket by Stewart sparked a 9-0 run as the Bulldogs closed the deficit to 52-44. MSU would then cut the lead to six points, before making turnovers on three of the game's next four possessions.

Kodi Augustus and Stewart each had 10 points to pace the Bulldogs. Dee Bost added eight points, while Romero Osby and Ravern Johnson each added seven.

Mississippi State (5-1)

Player	FG	3FG	FT	RB	PF	PT	A	Min
R. Johnson g	3-7	1-1	0-0	2	3	7	1	30
Augustus f	2-7	1-3	5-6	4	2	10	0	27
Varnado c	1-3	0-0	0-2	5	0	2	1	25
Bost g	0-5	1-3	5-6	7	5	8	3	30
Stewart g	3-10	2-5	2-2	2	3	10	0	30
Beckham	0-2	0-0	1-2	0	0	1	1	10
Osby	3-6	0-1	3-4	0	1	7	0	13
Benock	0-0	0-0	0-0	1	0	0	1	10
Turner	2-3	1-1	0-0	4	2	5	0	10
Bailey	1-3	0-0	0-1	3	2	2	0	15
Team				3				
TOTALS	15-46	6-14	16-23	31	18	52	7	200

Washington State (5-0)

Player	FG	3FG	FT	RB	PF	PT	A	Min
Harmeling f	1-4	0-3	2-2	0	2	4	0	26
Baynes c	8-10	0-0	1-3	4	5	17	0	22
Thompson g	7-14	1-5	4-4	10	1	19	1	37
Koprivica g	3-7	1-2	0-1	6	2	7	3	36
Rochestie g	2-14	0-3	4-5	3	1	8	5	37
Capers	0-0	0-0	0-0	1	0	0	0	10
Casto	2-4	0-0	0-0	2	4	4	0	16
Forrest	2-5	0-0	0-0	5	4	4	1	16
Team				4				
TOTALS	25-58	2-13	11-15	35	19	63	10	200

Halftime: WSU 35, MSU 26. FG%: MSU 32.6%, WSU 43.1%. 3FG%: MSU 42.9%, WSU 15.4%. FT%: MSU 69.6%, WSU 73.3%. Turnovers: MSU 20 (R. Johnson 5), WSU 12 (Rochestie 4). Blocked Shots: MSU 8 (Varnado 4), WSU 4 (Baynes 2). Steals: MSU 7 (Bailey 2), WSU 11 (Rochestie 4). Officials: Mike Wood, Tony Hawkins, Brent Hampton. Attendance: 3,510.

GAME 7

TEXAS TECH 77, MSU 73 Nov. 29, 2008 • NEWARK, NJ

Mississippi State could not match a hot-shooting Texas Tech ball club and fell to the Red Raiders 77-73 in the third place game of the Legends Classic at the Prudential Center.

Known for an always-shooting offensive attack, the Red Raiders rammed home 10 3-point baskets to earn the victory.

MSU, which has started the season strong from the foul line, could not convert Saturday, as the Bulldogs only hit 17 of 31 free throws in the contest.

Trailing 9-5, Texas Tech used a 14-1 run to take the lead for good in the basketball game. The Red Raiders led by as many as 11 in the opening half and took a 42-34 lead into the intermission.

The Bulldogs used a strong offensive second half from Kodi Augustus and strong inside play from Jarvis Varnado to crawl back into the game. Still the Bulldogs never could get over the hump. Dee Bost rammed home a 3-pointer to cut the deficit to 49-47 with 14:00 remaining.

MSU trailed by no more than seven points but also could get no closer than that two-point spread the rest of the way.

For the Bulldogs, Augustus and Bost each had 16 points for game-high honors. Bost hit three 3-point baskets. Varnado added 11 points, while Ravern Johnson scored nine points. Varnado also had a team-high 10 rebounds.

John Roberson led Texas Tech with 13 points, while Okorie and Tyree Graham each added 11 points.

Texas Tech (6-1)

Player	FG	3FG	FT	RB	PF	PT	A	Min
Roberts f	2-4	0-0	0-0	4	3	4	0	16
Cook f	3-7	2-4	2-4	4	2	10	0	25
Voskuil g	4-10	2-5	0-0	4	3	10	5	32
Roberson g	4-9	2-3	3-3	3	4	13	3	26
Okorie g	4-13	1-3	2-3	6	0	11	0	23
Graham	3-11	2-4	3-3	2	2	11	1	28
Lewandowski	1-1	0-0	0-0	1	0	2	0	3
Prince	1-1	0-0	0-0	2	2	2	2	10
Cohadarevic	2-3	0-1	2-3	2	4	6	1	18
Singletary	2-5	1-2	3-4	6	2	8	1	19
Team				5				
TOTALS	26-64	10-22	15-20	39	22	77	13	200

Mississippi State (5-2)

Player	FG	3FG	FT	RB	PF	PT	A	Min
R. Johnson g	4-10	1-5	0-0	7	3	9	2	32
Augustus f	6-12	0-2	4-5	9	3	16	0	25
Varnado c	4-6	0-0	3-4	10	3	11	1	27
Bost g	6-16	3-6	1-4	4	4	16	3	32
Stewart g	2-8	0-5	1-4	4	4	5	1	28
Beckham	2-3	0-0	0-0	1	0	4	0	8
Osby	0-1	0-0	7-10	6	2	7	0	15
Benock	0-4	0-2	0-0	2	0	0	0	12
Turner	1-2	0-0	0-0	1	0	2	0	8
Bailey	1-3	0-0	10-4	3	1	3	0	13
Team				1				
TOTALS	26-65	4-2	17-31	48	20	73	7	200

Halftime: TTU 42, MSU 34. FG%: MSU 40.0%, TTU 40.6%. 3FG%: MSU 20.0%, TTU 45.5%. FT%: MSU 54.8%, TTU 75.0%. Turnovers: MSU 11 (Augustus 3), TTU 10 (Roberson, Singletary 3). Blocked Shots: MSU 9 (Varnado, Stewart, Bailey 2), TTU 2 (Cook 2). Steals: MSU 6 (Bost 3), TTU 3 (Prince 2). Officials: Ray Natilli, Tony Hawkins, Brian Dorsey. Attendance: 2,991.

GAME 8

MSU 76, ALABAMA STATE 67 DEC. 6, 2008 • STARKVILLE, MS

An explosive game from All-America candidate Jarvis Varnado led the Mississippi State Bulldogs to a 76-67 victory against the visiting Alabama State Hornets at Humphrey Coliseum.

Varnado recorded several career highs in the game, including 22 points on a career-most 10 made field goals in just 13 attempts. Varnado also notched nine boards and eight swats.

Following just behind Varnado was outstanding sophomore shooting guard Ravern Johnson, who also set a new career mark in points scored with 21 on a career-best seven field goals made. Johnson also drained 3-of-4 three-pointers and grabbed five rebounds. Rounding out State scorers in double digits was freshman point guard Dee Bost with 10. He also had five assists.

Senior guard Andrew Hayles led the Hornets with 16 points on 6-of-16 shooting while senior forward Chief Kickingstallionsims totaled six blocks and 12 points.

The Bulldogs registered their largest lead of the game midway through the first half, leading 24-12. The Hornets came storming back, however, and tied the score with a jumper from senior Brandon Brooks with just 3:05 remaining in the half. State nursed a 38-37 halftime advantage.

MSU held a small lead throughout the second half but saw Alabama State hit back-to-back three-pointers to close the gap to 60-57 at the 6:22 mark.

Alabama State (1-5)

Player	FG	3FG	FT	RB	PF	PT	A	Min
Provitt f	0-0	0-0	0-0	2	5	0	0	15
Kickingstall c	5-13	0-0	2-4	5	3	12	1	23
Hayles g	6-16	2-9	2-2	3	2	16	0	36
Brooks g	6-8	0-2	2-2	5	2	14	5	35
White g	1-6	0-2	0-0	3	0	2	1	23
Middlebrooks	0-1	0-1	0-0	0	3	0	1	9
Butler	2-4	1-2	0-0	0	3	5	1	18
Mundadi	5-8	4-7	0-0	5	4	14	0	24
Fitch	2-6	0-0	0-0	1	1	4	0	17
Team				5				
TOTALS	27-62	7-23	6-8	29	23	67	9	200

Mississippi State (6-2)

Player	FG	3FG	FT	RB	PF	PT	A	Min
Augustus f	0-4	0-0	4-4	1	0	4	0	20
Varnado f	10-13	0-0	2-4	9	2	22	1	32
R. Johnson g	7-10	3-4	4-5	5	1	21	1	35
Bost g	2-5	1-2	5-6	1	3	10	5	27
Stewart g	3-9	1-4	1-3	5	2	8	5	34
Beckham	2-3	0-0	0-0	1	0	4	0	13
Osby	1-4	0-0	3-6	6	3	5	1	20
Benock	0-0	0-0	0-0	2	0	0	0	6
Turner	0-0	0-0	0-0	2	0	0	1	5
Bailey	1-4	0-0	0-0	1	1	2	0	8
Team				4				
TOTALS	26-52	5-10	19-28	37	12	76	14	200

Halftime: MSU 38, ASU 37. FG%: MSU 50.0%, ASU 43.5%. 3FG%: MSU 50.0%, ASU 30.4%. FT%: MSU 67.9%, ASU 75.0%. Turnovers: MSU 14 (Bost 4), ASU 14 (Brooks 6). Blocked Shots: MSU 18 (Varnado 8), ASU 8 (Kickingstallionsims 6). Steals: MSU 5 (Varnado, Bost 2), ASU 5 (Butler, Fitch 2). Officials: Mike Stuart, Billy Dunlap, Tim Gattis. Attendance: 7,959.

LAST TIME OUT

CHARLOTTE 70, MSU 64 DEC. 10, 2008 • STARKVILLE, MS

A furious run in the final minutes fell short for Mississippi State as the Bulldogs dropped a 70-64 decision to the visiting Charlotte 49ers at Humphrey Coliseum.

After trailing by as many as 24 points with 7:14 remaining in the game, a dunk by junior Barry Stewart woke up the Bulldogs, as they outscored Charlotte 22-4 the rest of the way.

Still, the deficit was too much to overcome to pick up the win. With the loss, Mississippi State dropped its first home contest in the last 10 outings at Humphrey Coliseum.

State had won 13 of its last 14 at home.

Freshman point guard Dee Bost hit a season-high 6-of-8 free throws to lead MSU in scoring with 15 points, while fellow freshman Romero Osby drained a perfect 4-of-4 free throws to record 10, his second double-digit performance of the season.

Stewart also connected on all four of his free throw attempts for 10 points to round out State scorers in double digits.

Senior forward Lamont Mack notched a game-high 19 points and eight rebounds to lead the 49ers.

State managed just 17 field goals, tied for eighth-least under Stansbury's leadership. Following suit, tonight's 30.1% mark from the field was the Bulldogs' fourth-worst under Stansbury and worst since 2005. Wednesday also marked Charlotte's first-ever win against MSU.

Charlotte (3-6)

Player	FG	3FG	FT	RB	PF	PT	A	Min
Coley f	2-8	0-0	1-2	3	4	5	1	21
Mack f	8-15	3-8	0-2	8	4	19	0	26
Wilderness f	3-9	0-1	4-5	2	2	10	1	27
Harris g	3-7	1-2	4-6	3	0	11	5	36
Coleman g	4-9	2-5	0-0	5	2	10	0	22
Ngoundjo	0-1	0-0	0-0	6	4	0	0	6
Andersen	2-8	2-5	0-0	5	1	6	0	24
Jones	4-8	0-0	1-0	7	5	9	0	21
Dewhurst	0-2	0-0	0-0	0	1	0	0	17
Team				6				
TOTALS	26-67	8-21	10-16	45	23	70	7	200

Mississippi State (6-3)


Player	FG	3FG	FT	RB	PF	PT	A	Min
Augustus f	0-4	0-1	0-0	5	1	0	0	10
Varnado f	3-7	0-0	2-6	9	1	8	3	36
R. Johnson g	2-7	2-6	1-2	5	1	7	0	33
Bost g	3-10	3-8	6-8	0	4	15	1	32
Stewart g	3-15	0-8	4-4	6	1	10	0	38
Holcombe	1-1	0-0	3-3	2	0	5	0	7
Beckham	0-1	0-0	0-2	1	1	0	3	6
Osby	3-6	0-1	4-4	6	3	10	0	22
Benock	0-0	0-0	0-0	0	0	0	0	2
Turner	1-2	1-2	2-2	3	2	5	0	8
Bailey	1-2	0-0	2-2	2	1	4	0	6
Team				3				
TOTALS	17-55	6-26	24-33	42	15	64	7	200

Halftime: UNCC 36, MSU 20. FG%: MSU 30.9%, UNCC 38.8%. 3FG%: MSU 23.1%, UNCC 38.1%. FT%: MSU 72.7%, UNCC 62.5%. Turnovers: MSU 11 (Varnado 3), UNCC 11 (Mack 3). Blocked Shots: MSU 6 (Varnado 3), UNCC 2 (Mack, Jones 1). Steals: MSU 4 (Turner 2), UNCC 6 (Coley 3). Officials: Joe Lindsey, Tracy Woodson, Mike Roberts. Attendance: 8,635.

GAME 10



Meet Jarvis Varnado



Jarvis Varnado

6-9 • 210 • Jr.

2L • Forward

Brownsville, TN

32

VARNADO BY THE NUMBERS

SEASON HIGHS

- Points: 22, vs Alabama State (12-6-08)
- FGM: 10, vs Alabama State (12-6-08)
- FGA: 13, vs Alabama State (12-6-08)
- 3GM: 0
- 3GA: 0
- FTM: 5, at St. Bonaventure (11-25-08)
- FTA: 7, Fairleigh Dickson (11-15-08),
at St. Bonaventure (11-25-08)
- Rebounds: 16, Fairleigh Dickson (11-15-08)
- Assists: 3, Charlotte (12-10-08)
- Blocks: 9, LA-Monroe (11-17-08)
- Steals: 2, vs Alabama State (12-6-08)
- Minutes: 36, Charlotte (12-10-08)
- Season double-doubles: 4

CAREER HIGHS

- Points: 22, vs Alabama State (12-6-08)
- FGM: 10, vs Alabama State (12-6-08)
- FGA: 13, vs Alabama State (12-6-08)
- 3GM: 1, LSU (3-8-08)
- 3GA: 1, LSU (3-8-08)
- FTM: 6, Lafayette (1-5-08)
- FTA: 10, Kentucky (1-15-08)
- Rebounds: 17, LSU (1-9-08)
- Assists: 3, Charlotte (12-10-08)
- Blocks: 10, 3 times (last: Kentucky, 1-15-08)
- Steals: 3, Alabama (1-19-08),
South Alabama (12-15-07)
- Minutes: 40, Alabama-SECT (3-14-08)
- Career double-doubles: 11

- ◆ Leads the nation with 56 blocked shots, more than 10 of the SEC teams, and is tops in the league with an average of 11.0 rebounds.
- ◆ With eight blocks against Fairleigh Dickinson, became MSU's all-time leader, surpassing Erick Dampier's mark of 249 set from 1994-96.
- ◆ Has recorded four double-doubles in the last seven games.
- ◆ Set a school-record with nine first-half blocks against North Alabama.
- ◆ Scored a career-high 22 points against Alabama State last week on 10-13 shooting, also career highs.

ALL-AMERICAN, ALL-SEC CANDIDATE 2007-08 NATIONAL DEFENSIVE PLAYER OF THE YEAR

2006-07

Opponent	Min	FG-FGA	Pct	FT-FTA	Pct	Off	DEF	TOT	Blk	Pts
NICHOLLS	14	2-2	1.000	1-1	1.000	1	5	6	3	5
L. MARYMOUNT	12	0-1	.000	1-2	.500	0	1	1	1	1
WINTHROP	9	1-3	.333	0-0	.000	1	2	3	2	2
at Clemson	12	4-5	.800	1-2	.500	1	2	3	0	9
CHARLOTTE	11	1-3	.333	0-2	.000	1	2	3	1	2
Texas A&M-Corpus Christi	22	3-5	.600	1-2	.500	2	7	9	5	7
SOUTH ALABAMA	22	2-4	.500	3-4	.750	3	3	6	3	7
at Miami (Fla.)	12	3-3	1.000	1-2	.500	2	3	5	1	7
MCNEESE STATE	20	6-7	.857	1-3	.333	3	4	7	4	13
ALABAMA STATE	23	6-9	.667	0-0	.000	4	1	5	4	12
vs New Orleans	24	4-6	.667	5-8	.625	4	11	15	7	13
at George Mason	24	3-6	.500	2-4	.500	2	4	6	4	8
at Missouri	19	3-5	.600	1-2	.500	2	7	9	0	7
at Tennessee	16	1-2	.500	0-2	.000	1	4	5	2	2
OLE MISS	13	1-2	.500	0-0	.000	0	1	1	0	2
at Kentucky	17	1-4	.250	0-0	.000	2	0	2	1	2
AUBURN	7	1-2	.500	0-0	.000	1	2	3	1	2
FLORIDA	15	2-3	.667	0-0	.000	3	3	6	3	4
SOUTH CAROLINA	11	1-1	1.000	0-0	.000	0	2	2	1	2
at Ole Miss	10	1-2	.500	2-2	1.000	0	0	0	2	4
LSU	8	1-2	.500	0-0	.000	0	0	0	1	2
at Alabama	13	1-3	.333	2-2	1.000	4	1	5	3	4
at Auburn	11	2-4	.500	0-0	.000	1	1	2	2	4
ARKANSAS	10	2-2	1.000	0-0	.000	1	4	5	4	4
at LSU	8	1-1	1.000	0-0	.000	1	0	1	0	2
VANDERBILT	11	2-2	1.000	0-0	.000	1	1	2	1	4
at Georgia	7	0-2	.000	0-0	.000	0	0	0	0	0
at Arkansas	6	1-1	1.000	0-0	.000	0	1	1	1	2
ALABAMA	10	5-6	.833	0-2	.000	7	1	8	2	10
vs Kentucky	9	0-0	.000	0-0	.000	0	2	2	1	0
vs Arkansas	9	3-3	1.000	1-2	.500	2	1	3	1	7
MISS. VALLEY ST.	13	3-3	1.000	2-3	.667	2	3	5	1	8
BRADLEY	16	3-7	.429	0-0	.000	6	6	12	3	6
FLORIDA STATE	18	5-5	1.000	0-0	.000	2	0	2	1	10
vs West Virginia	11	0-0	.000	0-0	.000	1	0	1	1	0
Totals	473	75-116	.647	24-45	.533	61	85	146	67	174

2007-08

Opponent	Min	FG-FGA	Pct	FT-FTA	Pct	Off	DEF	TOT	Blk	Pts
LOUISIANA TECH	26	1-5	.200	2-2	1.000	1	4	5	6	4
CLEMSON	27	3-7	.429	1-2	.500	6	6	12	6	7
UT MARTIN	27	4-4	1.000	0-0	.000	3	13	16	3	8
vs UC Irvine	19	1-2	.500	0-1	.000	3	3	6	2	2
vs Southern Illinois	36	3-3	1.000	0-2	.000	2	5	7	2	6
vs Miami (OH)	30	1-3	.333	0-2	.000	2	4	6	5	2
MURRAY STATE	24	1-1	1.000	0-0	.000	3	4	7	2	2
SE LOUISIANA	17	4-6	.667	0-0	.000	0	3	3	4	8
MIAMI (FL)	31	4-6	.667	0-0	.000	2	5	7	10	8
at South Alabama	34	4-5	.800	1-4	.250	4	6	10	6	9
at Loyola Marymount	20	4-4	1.000	2-6	.333	2	4	6	9	10
at Texas A&M-Corpus Christi	24	1-9	.111	0-0	.000	5	2	7	0	2
MISSOURI	23	4-6	.667	1-4	.250	3	5	8	5	9
vs Lafayette	26	5-5	1.000	6-9	.667	3	9	12	5	16
at LSU	25	6-10	.600	1-4	.250	5	12	17	7	13
GEORGIA	21	4-5	.800	1-1	1.000	2	7	9	10	9
KENTUCKY	36	3-5	.600	4-10	.400	2	10	12	10	10
at Alabama	21	2-4	.500	0-2	.000	4	2	6	0	4
OLE MISS	29	4-5	.800	4-4	1.000	0	8	8	4	12
at Arkansas	24	0-1	.000	1-2	.500	2	4	6	4	1
TENNESSEE	30	2-4	.500	1-4	.250	1	3	4	2	5
ALABAMA	30	4-5	.800	0-0	.000	1	2	3	2	8
at Auburn	23	4-4	1.000	0-0	.000	0	3	3	6	8
ARKANSAS	29	3-4	.750	4-6	.667	2	8	10	3	10
at Ole Miss	32	3-5	.600	0-0	.000	4	2	6	6	6
at South Carolina	37	3-5	.600	1-1	1.000	1	11	12	5	7
AUBURN	37	6-7	.857	2-4	.500	2	7	9	4	14
at Florida	37	4-7	.571	3-8	.375	1	10	11	7	11
at Vanderbilt	33	7-9	.778	2-5	.400	1	2	3	1	16
LSU	27	3-8	.375	0-0	.000	3	3	6	7	7
vs Alabama	40	4-5	.800	2-3	.667	2	9	11	3	10
vs Georgia	33	0-0	.000	3-4	.750	1	5	6	1	3
vs Oregon	32	5-7	.714	1-2	.500	1	7	8	4	11
vs Memphis	28	2-4	.500	7-8	.875	1	1	2	5	11
Totals	968	109-170	.641	50-100	.500	75	189	264	157	269

2008-09


Opponent	Min	FG-FGA	Pct	FT-FTA	Pct	Off	DEF	TOT	Blk	Pts
CENTENARY	25	3-6	.500	3-5	.600	4	7	11	7	9
La-MONROE	27	1-4	.250	0-1	.000	3	8	11	9	2
N. ALABAMA	22	6-7	.857	4-4	1.000	1	13	14	7	16
F. DICKINSON	24	5-9	.556	4-7	.571	5	11	16	8	14
at St. Bonaventure	34	7-12	.583	5-7	.714	5	7	12	6	19
vs Washington St.	25	1-3	.333	0-2	.000	2	3	5	4	2
vs Texas Tech	27	4-6	.667	3-4	.750	2	8	10	4	11
ALABAMA STATE	32	10-13	.769	2-4	.500	5	4	9	8	22
Charlotte	36	3-7	.429	2-6	.333	2	7	9	3	8
Totals	252	40-67	.597	23-40	.575	29	68	97	56	103

VARNADO'S CAREER NUMBERS

Year	G/GS	Min	FG-FGA	Pct	FT-FTA	Pct	Off	DEF	TOT	Blk	Pts/Avg
2006-07	35/13	473	75-116	.647	24-45	.533	61	85	146	67	174/5.0
2007-08	34/34	968	109-170	.641	50-100	.500	75	189	264	157	269/7.9
2008-09	9/9	252	40-67	.597	23-40	.575	29	68	97	56	103/11.4
Totals	78/56	1,693	224-353	.635	97-185	.524	165	342	507	280	546/7.0



Meet Barry Stewart



Barry Stewart

6-3 • 170 • Jr.

2L • Guard

Shelbyville, TN

22

STEWART BY THE NUMBERS

SEASON HIGHS

- Points: 17, La-Monroe (11-17-08)
- FGM: 6, La-Monroe (11-17-08)
- FGA: 15, Charlotte (12-10-08)
- 3GM: 3, North Alabama (11-19-08), La-Monroe (11-17-08), Texas Tech (11-29-08)
- 3GA: 8, Charlotte (12-10-08)
- FTM: 4, Charlotte (12-10-08)
- FTA: 5, Washington State (11-28-08)
- Rebounds: 6, Charlotte (12-10-08)
- Assists: 5, Alabama State (12-6-08)
- Blocks: 2, Texas Tech (11-29-08)
- Steals: 4, Centenary (11-15-08)
- Minutes: 38, Charlotte (12-10-08)
- Season double-doubles: 0

CAREER HIGHS

- Points: 24, Missouri (12-30-07)
- FGM: 8, Missouri (12-30-07)
- FGA: 15, Charlotte (12-10-08)
- 3GM: 6, Tennessee (2-2-08)
- 3GA: 9, Miami (12-13-07)
- FTM: 10, Auburn (1-20-07)
- FTA: 10, Auburn (1-20-07)
- Rebounds: 11, LA-Tech (11-10-07)
- Assists: 7, Missouri (12-30-07)
- Blocks: 2, Texas Tech (11-29-08)
- Steals: 5, Alabama (3-14-08)
- Minutes: 44, Alabama-SECT (3-14-08)
- Career double-doubles: 1

- ◆ Former All-SEC freshman is third on the team in scoring with a 10.4 clip.
- ◆ Has scored in double digits in six of the Bulldogs' nine games.
- ◆ Is second on the team with 14 assists.
- ◆ Best outing this year came against Louisiana-Monroe when he scored 17 points.
- ◆ Is second on the team with 10 steals.
- ◆ With 14 made 3-pointers on the year, he now has 144 for his career, the seventh most in school history. With 18 more, he'll move past Bart Hyche (1996-99) into sole possession of fifth.

ALL-SEC CANDIDATE 2006-07 ALL-SEC FRESHMAN TEAM

2006-07

Opponent	Min	FG-FGA	Pct	3PTA-M	PCT	FT-FTA	Pct	Reb	A	TO	Blk	Stl	Pts
NICHOLLS	24	5-8	.625	2-5	.400	2-3	.667	2	1	2	0	3	14
LOYOLA MARYMOUNT	26	3-4	.750	1-1	1.000	6-7	.857	4	1	1	0	1	13
WINTHROP	23	3-8	.375	3-6	.500	0-0	.000	5	1	1	0	0	9
at Clemson	25	2-5	.400	2-4	.500	2-2	1.000	2	1	1	0	0	8
CHARLOTTE	29	4-7	.571	2-5	.400	3-5	.600	6	0	1	0	2	13
Texas A&M Corpus Christi	25	3-6	.500	2-5	.400	3-3	1.000	4	1	0	1	0	11
SOUTH ALABAMA	24	4-9	.444	0-5	.000	2-2	1.000	2	2	1	0	1	10
at Miami (Fla.)	29	6-14	.429	5-11	.455	5-7	.714	3	1	0	0	2	22
MCNEESE STATE	22	4-11	.364	4-9	.444	2-4	.500	1	1	0	0	1	14
ALABAMA STATE	23	3-11	.273	2-8	.250	1-2	.500	5	2	0	1	1	9
vs New Orleans	20	1-3	.333	1-3	.333	3-4	.750	3	2	0	0	0	6
at George Mason	24	2-7	.286	2-6	.333	5-5	1.000	3	0	1	0	1	11
at Missouri	31	3-12	.250	3-8	.375	2-3	.667	3	1	2	1	2	11
at Tennessee	24	3-7	.429	3-6	.500	3-5	.600	0	2	1	0	1	12
OLE MISS	27	2-3	.667	1-1	1.000	7-7	1.000	5	2	1	0	0	12
at Kentucky	20	3-7	.429	3-6	.500	0-0	.000	3	1	0	0	0	9
AUBURN	26	4-6	.667	4-6	.667	10-10	1.000	5	1	1	0	0	22
FLORIDA	27	5-9	.556	3-7	.429	3-3	1.000	3	2	1	0	1	16
SOUTH CAROLINA	25	0-8	.000	0-5	.000	2-2	1.000	5	1	0	0	0	2
at Ole Miss	24	0-3	.000	0-2	.000	2-3	.667	3	3	0	0	0	2
LSU	23	2-7	.286	2-5	.400	3-4	.750	1	1	0	0	1	9
at Alabama	19	1-5	.200	0-4	.000	3-6	.500	4	3	0	1	0	5
at Auburn	30	4-9	.444	4-7	.571	0-1	.000	5	2	2	0	1	12
ARKANSAS	26	3-4	.750	2-2	1.000	2-2	1.000	4	0	1	0	1	10
at LSU	25	2-5	.400	1-2	.500	2-2	1.000	3	2	0	0	2	7
VANDERBILT	22	2-5	.400	1-3	.333	0-0	.000	1	2	3	0	1	5
at Georgia	17	3-5	.600	3-5	.600	0-2	.000	5	1	2	0	0	9
at Arkansas	23	1-5	.200	0-3	.000	0-0	.000	3	0	0	0	1	2
ALABAMA	22	2-6	.333	1-4	.250	3-3	1.000	2	1	0	0	0	8
vs Kentucky	29	2-7	.286	1-5	.200	2-5	.400	2	1	1	0	0	7
vs Arkansas	18	2-4	.500	2-4	.500	0-0	.000	3	1	1	0	0	6
MISSISSIPPI VALLEY ST	22	2-7	.286	1-5	.200	0-0	.000	2	1	0	1	0	5
BRADLEY	25	4-9	.444	4-7	.571	1-2	.500	4	0	2	0	1	13
FLORIDA STATE	25	3-7	.429	1-4	.250	3-3	1.000	3	1	0	0	5	10
vs West Virginia	24	3-7	.429	2-5	.400	0-0	.000	2	1	1	0	3	8
Totals	848	96-240	.400	68-174	.391	82-107	.766	111	43	27	5	32	342

2007-08

Opponent	Min	FG-FGA	Pct	3PTA-M	PCT	FT-FTA	Pct	Reb	A	TO	Blk	Stl	Pts
LOUISIANA TECH	26	5-10	.500	1-5	.200	2-3	.667	11	3	0	1	0	13
CLEMSON	36	3-10	.300	2-6	.333	4-4	1.000	6	2	4	0	2	12
UT MARTIN	26	3-12	.250	0-4	.000	3-4	.750	4	4	4	0	2	9
vs UC Irvine	38	6-10	.600	4-7	.571	2-2	1.000	6	2	1	0	0	18
vs Southern Illinois	38	3-9	.333	1-3	.333	2-2	1.000	3	3	3	1	1	9
vs Miami (OH)	36	2-9	.222	1-5	.200	0-0	.000	3	4	5	0	0	5
MURRAY STATE	36	5-6	.833	2-3	.667	2-2	1.000	5	2	1	0	4	14
SE LOUISIANA	30	2-6	.333	2-5	.400	0-0	.000	1	2	2	0	2	6
MIAMI (FL)	37	6-12	.500	5-9	.556	1-2	.500	4	1	1	0	1	18
at South Alabama	39	3-10	.300	1-5	.200	1-3	.333	6	6	4	0	2	8
at Loyola Marymount	25	4-8	.500	2-5	.400	0-2	.000	5	5	3	0	1	10
at Texas A&M-CC	36	6-8	.750	2-3	.667	5-7	.714	2	4	2	0	1	19
MISSOURI	38	8-14	.571	3-7	.429	5-5	1.000	4	7	3	0	2	24
vs Lafayette	32	2-8	.250	1-5	.200	1-2	.500	3	1	3	0	1	6
at LSU	35	2-6	.333	1-4	.250	6-8	.750	6	5	2	0	1	11
GEORGIA	36	3-13	.231	0-5	.000	3-5	.600	5	2	4	0	2	9
KENTUCKY	35	2-11	.182	0-5	.000	5-8	.625	4	4	5	0	1	9
at Alabama	35	6-11	.545	3-5	.600	1-2	.500	1	3	2	0	2	16
OLE MISS	33	5-11	.455	0-4	.000	2-4	.500	4	3	2	0	1	12
at Arkansas	30	3-7	.429	0-2	.000	1-2	.500	1	0	1	0	1	7
TENNESSEE	34	7-9	.778	6-8	.750	1-2	.500	2	1	1	0	2	21
ALABAMA	36	5-11	.455	3-8	.375	0-0	.000	9	2	3	1	0	13
at Auburn	37	2-5	.400	2-4	.500	1-2	.500	3	1	4	0	0	7
ARKANSAS	38	5-11	.455	3-5	.600	6-6	1.000	5	1	4	0	2	19
at Ole Miss	37	4-13	.308	0-6	.000	3-5	.600	8	3	2	0	1	11
at South Carolina	43	3-10	.300	1-6	.167	1-2	.500	3	0	4	0	1	8
AUBURN	37	4-8	.500	3-5	.600	0-0	.000	5	5	1	0	0	11
at Florida	39	3-13	.231	2-8	.250	2-2	1.000	8	1	0	0	2	10
at Vanderbilt	43	4-9	.444	2-7	.286	0-0	.000	5	1	0	1	0	10
LSU	39	2-9	.222	1-6	.167	0-0	.000	4	0	2	0	1	5
vs Alabama	44	3-12	.250	1-6	.167	4-6	.667	8	3	3	0	5	11
vs Georgia	35	3-14	.214	3-6	.500	1-2	.500	6	4	0	0	0	10
vs Oregon	38	4-10	.400	4-8	.500	4-5	.800	2	2	1	0	1	16
vs Memphis	37	1-12	.083	0-6	.000	2-3	.667	5	1	1	0	2	4
Totals	1214	129-337	.383	62-186	.333	71-102	.696	157	88	78	4	44	391

2008-09


Opponent	Min	FG-FGA	Pct	3PTA-M	PCT	FT-FTA	Pct	Reb	A	TO	Blk	Stl	Pts
CENTENARY	23	4-8	.500	2-4	.500	3-4	.750	3	1	4	0	4	13
LA-MONROE	26	6-9	.667	3-6	.500	2-4	.500	1	1	3	1	1	17
NORTH ALABAMA	22	5-8	.625	3-5	.600	3-4	.750	2	0	2	1	1	16
FAIRLEIGH DICKINSON	23	4-9	.444	2-5	.400	2-4	.500	2	2	0	0	1	12
at St. Bonaventure	32	1-9	.111	1-4	.250	0-0	.000	0	4	3	0	1	3
vs Washington State	30	3-10	.300	2-5	.400	2-2	1.000	2	0	3	1	1	10
vs Texas Tech	28	2-8	.250	0-5	.000	1-4	.250	4	1	0	2	0	5
ALABAMA STATE	34	3-9	.333	1-4	.250	1-3	.333	5	5	1	0	1	8
Charlotte	38	3-15	.200	0-8	.000	4-4	1.000	6	0	2	0	0	10
Totals	256	31-85	.365	14-46	.304	18-29	.621	28	14	18	4	10	94

STEWART'S CAREER NUMBERS

Year	G/GS	Min	FG-FGA	Pct	3PTA-M	PCT	FT-FTA	Pct	Reb	A	TO	Blk	Stl	Pts/Avg
2006-07	35/0	848	96-240	.400	68-174	.391	82-107	.766	111	43	27	5	32	342/9.8
2007-08	34/34	1214	129-337	.383	62-186	.333	71-102	.696	157	88	78	4	44	391/11.5
2008-09	9/9	256	31-85	.365	14-46	.304	18-29	.621	28	14	18	4	10	94/10.4
Totals	78/43	2,318	256-662	.387	144-406	.355	171-238	.718	296	145	123	13	86	827/10.6



Meet Dee Bost



Dee Bost

6-2 • 170 • Fr.

HS • Guard

Concord, NC

3

FRESHMAN ALL-SEC CANDIDATE PRESEASON HONORABLE MENTION ALL-AMERICAN

2008-09

Opponent	Min	FG-FGA	Pct	3PTA-M	PCT	FT-FTA	Pct	Reb	A	TO	Blk	Stl	Pts
CENTENARY	23	3-8	.375	2-4	.500	1-2	.5003	3	4	2	0	1	9
LOUISIANA-MONROE	26	4-9	.444	3-6	.500	3-4	.750	3	7	2	0	1	14
NORTH ALABAMA	23	2-5	.400	1-3	.333	2-2	1.000	2	10	5	0	1	7
FAIRLEIGH DICKINSON	24	2-8	.250	0-4	.000	2-4	.500	1	6	4	0	1	6
at St. Bonaventure	20	1-8	.125	0-1	.000	4-5	.800	4	2	6	0	3	6
vs Washington State	30	1-6	.167	1-3	.333	5-6	.833	7	3	3	0	1	8
vs Texas Tech	32	6-16	.375	3-6	.500	1-4	.250	4	3	1	0	3	16
ALABAMA STATE	27	2-5	.400	1-2	.500	5-6	.833	1	5	4	0	2	10
Charlotte	32	3-10	.300	3-8	.375	6-8	.750	0	1	2	0	0	15
Totals	237	24-75	.320	14-37	.378	29-41	.707	25	41	29	0	13	91

BOST BY THE NUMBERS

SEASON/CAREER HIGHS

- Points: 16, Texas Tech (11-29-08)
- FGM: 6, Texas Tech (11-29-08)
- FGA: 16, Texas Tech (11-29-08)
- 3GM: 3, La-Monroe (11-17-08),
Texas Tech (11-29-08), Charlotte (12-10-08)
- 3GA: 8, Charlotte (12-10-08)
- FTM: 6, Charlotte (12-10-08)
- FTA: 8, Charlotte (12-10-08)
- Rebounds: 5, Washington State (11-28-08)
- Assists: 10, North Alabama (11-19-08)
- Blocks: 0
- Steals: 3, at St. Bonaventure (11-25-08),
Texas Tech (11-29-08)
- Minutes: 32, Texas Tech (11-29-08),
Charlotte (12-10-08)
- Season double-doubles: 0

BOST'S CAREER NUMBERS

Year	G/GS	Min	FG-FGA	Pct	3PTM-A	PCT	FT-FTA	Pct	Reb	A	TO	Blk	Stl	Pts/Avg
2008-09	9/9	237	24-75	.320	14-37	.378	29-41	.707	25	41	29	0	13	91/10.1



- ◆ Has started all nine games.
- ◆ Became the first true freshman to start on opening day since Jamont Gordon in 2005-06.
- ◆ Leads MSU with 41 assists, the third-most in the SEC, the 63rd-most nationally.
- ◆ Had 10 assists against North Alabama, becoming the first MSU player to dish out 10 since Jamont Gordon last year against Alabama.
- ◆ Is averaging 10.1 points and has scored in double digits the last three games.
- ◆ Honorable mention freshman All-American by CollegeHoops.net.



DID YOU KNOW . . .

- ✓ Both a football and basketball standout at Concord High School.
- ✓ Led his school to Class 3A titles in both football and basketball.
- ✓ Earned MVP honors in both the football and basketball title games.
- ✓ Averaged 17 points, 6.5 rebounds and 5.0 assists as a senior.
- ✓ Threw for 2,958 yards and 25 touchdowns as a senior.

Meet the Mississippi State Players



Kodi Augustus

6-8 • 220 • So.

1L • Forward

Baton Rouge, LA

24

- ◆ Has started all nine games for the Bulldogs.
- ◆ Leads Mississippi State at the foul line with an 87 percent accuracy (20 of 23).
- ◆ Is fourth on the team with six blocked shots.
- ◆ Is currently averaging 7.3 points and 5.4 rebounds.

AUGUSTUS BY THE NUMBERS

SEASON HIGHS

- Points: 16, Texas Tech (11-29-08)
- FGM: 6, Texas Tech (11-29-08)
- FGA: 12, Texas Tech (11-29-08)
- 3GM: 1, La-Monroe (11-17-08)
- 3GA: 3, Washington State (11-28-08)
- FTM: 5, Washington State (11-28-08)
- FTA: 6, Washington State (11-28-08)
- Rebounds: 9, Texas Tech (11-29-08)
- Assists: 2, Centenary (11-15-08), ULM (11-17-08)
- Blocks: 2, Centenary (11-15-08)
- Steals: 1, four times (Last: Texas Tech [11-29-08])
- Minutes: 27, Washington State (11-28-08)
- Season double-doubles: 0

CAREER HIGHS

- Points: 16, Texas Tech (11-29-08)
- FGM: 6, Texas Tech (11-29-08)
- FGA: 12, Texas Tech (11-29-08)
- 3GM: 2, Southeastern LA (12-8-07)
- 3GA: 3, Washington State (11-28-08)
- FTM: 5, Washington State (11-28-08)
- FTA: 6, Washington State (11-28-08)
- Rebounds: 9, Texas Tech (11-29-08)
- Assists: 2, Centenary (11-15-08), LA-Monroe (11-17-08), Loyola Marymount (12-19-07)
- Blocks: 2, Centenary (11-15-08)
- Steals: 1, five times (Last: Texas Tech [11-29-08])
- Minutes: 27, Washington State (11-28-08)
- Career double-doubles: 0



Ravern Johnson

6-7 • 175 • So.

1L • Guard

Lyon, MS

2

- ◆ The first-year starter leads MState with 21 3-pointers on 36 attempts.
- ◆ In first start against Centenary, he responded with 15 points and drained a team-high five 3-pointers on eight attempts.
- ◆ Scored career-high 21 points against Alabama State and leads MSU in scoring with an 11.8 clip.


JOHNSON BY THE NUMBERS

SEASON HIGHS

- Points: 21, Alabama State (12-6-08)
- FGM: 7, Alabama State (12-6-08)
- FGA: 10, vs. Texas Tech (11-29-08), Alabama State (12-6-08)
- 3GM: 5, Centenary (11-15-08)
- 3GA: 8, Centenary (11-15-08)
- FTM: 4, at St. Bonaventure (11-25-08), Alabama State (12-6-08)
- FTA: 5, Alabama State (12-6-08)
- Rebounds: 7, at St. Bonaventure (11-25-08), Texas Tech (11-29-08)
- Assists: 3, Centenary (11-15-08)
- Blocks: 2, Centenary (11-15-08), Fairleigh Dickinson (11-22-08)
- Steals: 1, five times (last: Washington State, 11-28-08)
- Minutes: 35, Alabama State (12-6-08)
- Season double-doubles: 0

CAREER HIGHS

- Points: 21, Alabama State (12-6-08)
- FGM: 7, Alabama State (12-6-08)
- FGA: 10, vs. Texas tech (11-29-08), Alabama State (12-6-08)
- 3GM: 5, Centenary (11-15-08)
- 3GA: 8, Centenary (11-15-08)
- FTM: 4, at St. Bonaventure (11-25-08)
- FTA: 5, Alabama State (12-6-08)
- Rebounds: 7, at St. Bonaventure (11-25-08)
- Assists: 3, Centenary (11-15-08)
- Blocks: 2, Centenary (11-15-08), Fairleigh Dickinson (11-22-8)
- Steals: 1, five times (last: Wash. St., 11-28-08)
- Minutes: 35, Alabama State (12-6-08)
- Career double-doubles: 0



Elgin Bailey

6-8 • 254 • So.

1L • Forward

New Orleans, LA

45

- ◆ Has seen action in all nine games as a reserve forward.
- ◆ Had career-high 10 points against North Alabama.
- ◆ Is second on the team with 16 blocked shots.
- ◆ Is averaging 5.0 points and 3.4 rebounds.

BAILEY BY THE NUMBERS

SEASON HIGHS

- Points: 10, North Alabama (11-19-08)
- FGM: 4, Centenary (11-15-08)
- FGA: 11, Centenary (11-15-08)
- 3GM: 0
- 3GA: 0
- FTM: 6, North Alabama (11-19-08)
- FTA: 8, North Alabama (11-19-08)
- Rebounds: 9, LA-Monroe (11-17-08)
- Assists: 2, North Alabama (11-19-08)
- Blocks: 3, North Alabama (11-19-08)
- Steals: 2, North Alabama (11-19-08), Washington State (11-28-08)
- Minutes: 17, LA-Monroe (11-17-08)
- Season double-doubles: 0

CAREER HIGHS

- Points: 10, North Alabama (11-19-08)
- FGM: 4, Centenary (11-15-08), Arkansas (2-16-08)
- FGA: 11, Centenary (11-15-08)
- 3GM: 0
- 3GA: 0
- FTM: 6, North Alabama (11-19-08)
- FTA: 8, North Alabama (11-19-08)
- Rebounds: 9, LA-Monroe (11-17-08)
- Assists: 2, North Alabama (11-19-08)
- Blocks: 3, North Alabama (11-19-08)
- Steals: 2, North Alabama (11-19-08), Washington State (11-28-08)
- Minutes: 17, LA-Monroe (11-17-08)
- Career double-doubles: 0

Meet the Mississippi State Players



Brian Johnson
6-9 • 245 • Sr.
1L • Forward
Laurinburg, NC

44

- ◆ Due to a foot and ankle injury, has not played this year.
- ◆ Transferred to Mississippi State after two years at Louisville.
- ◆ Last season, saw action in 33 games and averaged 2.3 points and 2.2 rebounds.
- ◆ Best game was against Clemson, when he scored 10 points.

JOHNSON BY THE NUMBERS

CAREER HIGHS

- Points: 10, Clemson (11-5-07)
- FGM: 4, Clemson (11-5-07)
- FGA: 4, three times (last: LSU 3-8-08)
- 3GM: 0
- 3GA: 0
- FTM: 2, seven times (last: Alabama 3-14-08)
- FTA: 3, LA Tech (11-10-07)
- Rebounds: 6, Loyola Marymount (12-19-07)
- Assists: 3, Ole Miss (1-26-08)
- Blocks: 3, Texas A&M C.C. (12-21-07)
- Steals: 3, Loyola Marymount (12-19-07)
- Minutes: 21, UC-Irvine (11-22-07)
- Career double-doubles: 0



Riley Benock
6-4 • 180 • So.
1L • Guard
Battletown, KY

15

- ◆ Seen action in all nine games for the Bulldogs as a reserve.
- ◆ Tied for third in FG percentage on the team (10 of 20), but hasn't made any in the last three games.
- ◆ Is averaging 3.0 points and 1.2 rebounds per outing.
- ◆ His seven steals are third most on the team.


BENOCK BY THE NUMBERS

SEASON HIGHS

- Points: 8, North Alabama (11-19-08)
- FGM: 3, North Alabama (11-19-08)
- FGA: 4, North Alabama (11-19-08), Fairleigh Dickinson (11-22-08), Texas Tech (11-29-08)
- 3GM: 2, North Alabama (11-19-08), Fairleigh Dickinson (11-22-08), St. Bonaventure (11-25-08)
- 3GA: 4, Fairleigh Dickinson (11-22-08)
- FTM: 0
- FTA: 0
- Rebounds: 2, LA-Monroe (11-17-08), Texas Tech (11-29-08), Alabama St. (12-6-08)
- Assists: 2, LA-Monroe (11-17-08)
- Blocks: 1, Centenary (11-15-08)
- Steals: 3, Centenary (11-15-08)
- Minutes: 17, Fairleigh Dickinson (11-22-08)
- Season double-doubles: 0

CAREER HIGHS

- Points: 12, Ole Miss (1-26-08)
- FGM: 4, Ole Miss (1-26-08)
- FGA: 5, Ole Miss (1-26-08)
- 3GM: 4, Ole Miss (1-26-08)
- 3GA: 5, Ole Miss (1-26-08)
- FTM: 3, Georgia (1-12-08)
- FTA: 4, Georgia (1-12-08)
- Rebounds: 4, Southeast LA (12-8-07)
- Assists: 4, UT-Martin (11-17-07)
- Blocks: 1, five times (last: Centenary 11-15-08)
- Steals: 3, Centenary (11-15-08)
- Minutes: 21, Ole Miss (1-26-08)
- Career double-doubles: 0



Phil Turner
6-3 • 170 • So.
1L • Guard
Grenada, MS

25

- ◆ Is third on the team with 12 assists.
- ◆ In the freshman record books, he stands at No. 9 in 3-pointers made with 24.
- ◆ Averaging 4.9 points and 2.9 rebounds in nine games this year.

TURNER BY THE NUMBERS

SEASON HIGHS

- Points: 8, North Alabama (11-19-08) and Fairleigh Dickinson (11-22-08)
- FGM: 3, Fairleigh Dickinson (11-22-08)
- FGA: 4, North Alabama (11-19-08), Centenary (11-15-08), F. Dickinson (11-22-08), at St. Bonaventure (11-25-08)
- 3GM: 2, North Alabama (11-19-08)
- 3GA: 2, North Alabama (11-19-08), Centenary (11-15-08)
- FTM: 4, at St. Bonaventure (11-25-08)
- FTA: 4, at St. Bonaventure (11-25-08)
- Rebounds: 5, Centenary (11-15-08)
- Assists: 4, LA-Monroe (11-17-08)
- Blocks: 1, North Alabama (11-19-08), Texas Tech (11-29-08)
- Steals: 3, North Alabama (11-19-08)
- Minutes: 16, North Alabama (11-19-08)
- Season double-doubles: 0

CAREER HIGHS

- Points: 17, South Alabama (12-15-07)
- FGM: 6, South Alabama (12-15-07)
- FGA: 10, Kentucky (1-15-08), Missouri (12-30-07)
- 3GM: 4, South Alabama (12-15-07)
- 3GA: 8, Kentucky (1-15-08)
- FTM: 4, Missouri (12-30-07), at St. Bonaventure (11-25-08)
- FTA: 6, Missouri (12-30-07)
- Rebounds: 10, Missouri (12-30-07)
- Assists: 4, LA-Monroe (11-17-08)
- Blocks: 2, 3 times (last: Auburn, 2-19-08)
- Steals: 3, Loyola Marymount (12-19-07), North Alabama (11-19-08)
- Minutes: 37, Alabama-SECT (3-14-08)
- Career double-doubles: 1

Meet the Mississippi State Players



Romero Osby
6-8 • 230 • Fr.
HS • Forward
Meridian, MS


5

- ◆ Saw his first-career action against Centenary in opener.
- ◆ In his 19 minutes of action against the Gents, he scored 4 points, grabbed 8 rebounds and had 1 assist.
- ◆ Totaled a career-high 15 points against North Alabama.
- ◆ His high school, Northeast Lauderdale, retired his No. 24 jersey earlier this year.
- ◆ Has played in all nine games for the Bulldogs.
- ◆ Has grabbed a total of 18 rebounds the last three games.
- ◆ Is averaging 7.8 points and 4.4 rebounds.

OSBY BY THE NUMBERS

SEASON/CAREER HIGHS

- Points: 15, North Alabama (11-19-08)
- FGM: 5, North Alabama (11-19-08)
- FGA: 9, North Alabama (11-19-08)
- 3GM: 1, North Alabama (11-19-08), Washington State (11-28-08)
- 3GA: 3, North Alabama (11-19-08), Fairleigh Dickinson (11-22-08)
- FTM: 7, Texas Tech (11-29-08)
- FTA: 10, Texas Tech (11-29-08)
- Rebounds: 8, Centenary (11-15-08)
- Assists: 4, North Alabama (11-19-08)
- Blocks: 1, Fairleigh Dickinson (11-22-08), Texas Tech (11-29-08), Alabama St. (12-6-08)
- Steals: 1, 4 times (last: Charlotte [12-10-08])
- Minutes: 22, Charlotte (12-10-08)
- Season double-doubles: 0



Twany Beckham
6-5 • 190 • Fr.
HS • Guard
Louisville, KY


4

- ◆ Due to a foot injury, Twany did not see any playing time the first three games.
- ◆ Saw first action against Fairleigh Dickinson and responded with 4 points on 2-of-2 shooting.
- ◆ He also had 2 rebounds, 2 assists and 2 steals against the Knights.
- ◆ Had his most productive outing at St. Bonaventure. In 20 minutes, scored a career-high 8 points on 2-of-3 shooting and was 4-of-6 at the foul line. He also dished out 3 assists, had 1 steal and just 1 turnover.
- ◆ Has played in the last six games for the Bulldogs and has become one of MSU's first players off the bench.

BECKHAM BY THE NUMBERS

SEASON/CAREER HIGHS

- Points: 8, at St. Bonaventure (11-25-08)
- FGM: 2, Fairleigh Dickinson (11-22-08), at St. Bonaventure (11-25-08), Texas Tech (11-29-08), Alabama St. (12-6-08)
- FGA: 3, at St. Bonaventure (11-25-08), Texas Tech (11-29-08), Alabama St. (12-6-08)
- 3GM: 0
- 3GA: 0
- FTM: 4, at St. Bonaventure (11-25-08)
- FTA: 6, at St. Bonaventure (11-25-08)
- Rebounds: 2, Fairleigh Dickinson (11-22-08)
- Assists: 3, at St. Bonaventure (11-25-08), Charlotte (12-10-08)
- Blocks: 0
- Steals: 2, Fairleigh Dickinson (11-22-08)
- Minutes: 20, at St. Bonaventure (11-25-08)
- Season double-doubles: 0



Jacquiese Holcombe
6-6 • 205 • Jr.
JC • Forward
College Park, GA

1

- ◆ Saw his first MSU-career action against Centenary and has played in four games.
- ◆ In his 17 minutes of action against the Gents, he scored 2 points, grabbed 1 rebound, steal and assist.
- ◆ Scored a career-high five points against Charlotte, with three points coming from the foul line.
- ◆ Played junior college basketball at Georgia Perimeter College, where he was second-team All-American.
- ◆ As a sophomore, averaged 13.4 points and 7.3 rebounds en route to a 23-12 ledger and NJCAA Tournament appearance.
- ◆ Is currently averaging 3.2 points and 2.0 rebounds.

HOLCOMBE BY THE NUMBERS

SEASON/CAREER HIGHS

- Points: 5, Charlotte (12-10-08)
- FGM: 2, North Alabama (11-19-08), Centenary (11-15-08)
- FGA: 5, North Alabama (11-19-08)
- 3GM: 1, Fairleigh Dickinson (11-22-08)
- 3GA: 5, North Alabama (11-19-08)
- FTM: 3, Charlotte (12-10-08)
- FTA: 3, Charlotte (12-10-08)
- Rebounds: 5, North Alabama (11-19-08)
- Assists: 1, Centenary (11-15-08)
- Blocks: 0
- Steals: 1, Centenary (11-15-08)
- Minutes: 18, North Alabama (11-19-08)
- Season double-doubles: 0

Meet the Mississippi State Players



Brandon Bolen

6-3 • 195 • So.

1L • Guard

Madison, MS

33

- ◆ After appearing in nine games last year, he's already seen action four times this season and has recorded 1 steal.
- ◆ Was a three-time All-Mississippi Private School Association selection at Madison-Ridgeland.
- ◆ Scored 2 points against North Alabama.

BOLEN BY THE NUMBERS

SEASON HIGHS

- Points: 2, North Alabama (11-19-08)
- FGM: 1, North Alabama (11-19-08)
- FGA: 1, North Alabama (11-19-08)
- 3GM: 0
- 3GA: 0
- FTM: 0
- FTA: 0
- Rebounds: 0
- Assists: 0
- Blocks: 0
- Steals: 1, North Alabama (11-19-08)
- Minutes: 4, North Alabama (11-19-08)
- Season double-doubles: 0

CAREER HIGHS

- Points: 2, North Alabama (11-19-08)
- FGM: 1, North Alabama (11-19-08)
- FGA: 1, three times (last: N. Alabama 11-19-08)
- 3GM: 0
- 3GA: 1, Lafayette (11-19-08)
- FTM: 0
- FTA: 0
- Rebounds: 0
- Assists: 0
- Blocks: 0
- Steals: 1, Lafayette (1-5-08), North Alabama (11-19-08)
- Minutes: 4, North Alabama (11-19-08), Centenary (11-15-08)
- Career double-doubles: 0



Taylor Luczak

6-8 • 220 • Fr.

HS • Forward

Glens Falls, NY


20

- ◆ Although he's a first-year walk-on, Taylor Luczak is no stranger to MSU athletics. He spent the 2007-08 season throwing the javelin for the MSU track team. His best throw of 124-4 came at the Southern Miss Invitational.
- ◆ Has appeared in three games, and scored against Louisiana-Monroe on a short jumper.
- ◆ Averaging 0.7 points.

LUCZAK BY THE NUMBERS

SEASON/CAREER HIGHS

- Points: 2, La-Monroe (11-17-08)
- FGM: 1, La-Monroe (11-17-08)
- FGA: 1, La-Monroe (11-17-08)
- 3GM: 0
- 3GA: 0
- FTM: 0
- FTA: 0
- Rebounds: 0
- Assists: 0
- Blocks: 0
- Steals: 0
- Minutes: 2, North Alabama (11-19-08), Centenary (11-15-08)
- Season double-doubles: 0



Christopher Gay

6-0 • 180 • Sr.

TR • Guard

Hattiesburg, MS

10

- ◆ A left-handed walk-on, Christopher Gay spent last season as a manager. He also spent two years playing at William Carey College.
- ◆ Has appeared in four games, but has yet to score or attempt any shots.
- ◆ Had one rebound against Louisiana-Monroe.

GAY BY THE NUMBERS

SEASON/CAREER HIGHS

- Points: 0
- FGM: 0
- FGA: 0
- 3GM: 0
- 3GA: 0
- FTM: 0
- FTA: 0
- Rebounds: 1, Centenary (11-15-08)
- Assists: 0
- Blocks: 0
- Steals: 0
- Minutes: 2, Centenary (11-15-08)
- Season double-doubles: 0



2008-09 Mississippi State Basketball
Mississippi State Combined Team Statistics (as of Dec 11, 2008)
All games

RECORD:	OVERALL	HOME	AWAY	NEUTRAL
ALL GAMES	6-3	5-1	1-0	0-2
CONFERENCE	0-0	0-0	0-0	0-0
NON-CONFERENCE	6-3	5-1	1-0	0-2

#	Player	gp-gs	min	avg	Total		3-Point		F-Throw		Rebounds				pf	dq	a	to	blk	stl	pts	avg
					fg-fga	pct	3fg-fga	pct	ft-fga	pct	off	def	tot	avg								
01	Jacquiese Holcombe	5-0	64	12.8	6-12	.500	0-4	.000	4-5	.800	5	5	10	2.0	8	0	1	7	0	1	16	3.2
02	Ravern Johnson	9-9	256	28.4	38-78	.487	21-42	.500	9-12	.750	12	27	39	4.3	14	0	10	19	8	3	106	11.8
03	Dee Bost	9-9	237	26.3	24-75	.320	14-37	.378	29-41	.707	5	20	25	2.8	26	1	41	29	0	13	91	10.1
04	Twany Beckham	6-0	67	11.2	8-14	.571	0-0	.000	5-11	.455	1	5	6	1.0	4	0	9	4	0	3	21	3.5
05	Romero Osby	9-0	162	18.0	20-44	.455	2-9	.222	28-36	.778	8	32	40	4.4	20	1	7	11	3	4	70	7.8
10	Christopher Gay	4-0	5	1.3	0-0	.000	0-0	.000	0-0	.000	0	1	1	0.3	0	0	0	1	0	0	0	0.0
15	Riley Benock	9-0	95	10.6	10-20	.500	7-15	.467	0-0	.000	2	9	11	1.2	7	0	6	4	2	7	27	3.0
20	Taylor Luczak	3-0	5	1.7	1-1	1.000	0-0	.000	0-0	.000	0	0	0	0.0	0	0	0	0	0	0	2	0.7
22	Barry Stewart	9-9	256	28.4	31-85	.365	14-46	.304	18-29	.621	6	22	28	3.1	22	0	14	18	4	10	94	10.4
24	Kodi Augustus	9-9	176	19.6	22-49	.449	2-10	.200	20-23	.870	17	32	49	5.4	20	1	6	14	6	4	66	7.3
25	Phil Turner	9-0	101	11.2	12-26	.462	5-12	.417	10-12	.833	5	21	26	2.9	11	0	12	13	2	6	39	4.3
32	Jarvis Varnado	9-9	252	28.0	40-67	.597	0-0	.000	23-40	.575	29	68	97	10.8	14	0	9	20	56	3	103	11.4
33	Brandon Bolen	4-0	10	2.5	1-1	1.000	0-0	.000	0-0	.000	0	0	0	0.0	0	0	0	0	0	1	2	0.5
45	Elgin Bailey	9-0	114	12.7	15-37	.405	0-0	.000	15-26	.577	10	21	31	3.4	15	1	3	14	16	7	45	5.0
Team											13	20	33									
Total.....		9	1800		228-509	.448	65-175	.371	161-235	.685	113	283	396	44.0	161	4	118	154	97	62	682	75.8
Opponents.....		9	1800		209-590	.354	57-178	.320	96-162	.593	134	201	335	37.2	193	-	87	129	29	71	571	63.4

TEAM STATISTICS	MS	OPP
SCORING	682	571
Points per game	75.8	63.4
Scoring margin	+12.3	-
FIELD GOALS-ATT	228-509	209-590
Field goal pct	.448	.354
3 POINT FG-ATT	65-175	57-178
3-point FG pct	.371	.320
3-pt FG made per game	7.2	6.3
FREE THROWS-ATT	161-235	96-162
Free throw pct	.685	.593
F-Throws made per game	17.9	10.7
REBOUNDS	396	335
Rebounds per game	44.0	37.2
Rebounding margin	+6.8	-
ASSISTS	118	87
Assists per game	13.1	9.7
TURNOVERS	154	129
Turnovers per game	17.1	14.3
Turnover margin	-2.8	-
Assist/turnover ratio	0.8	0.7
STEALS	62	71
Steals per game	6.9	7.9
BLOCKS	97	29
Blocks per game	10.8	3.2
ATTENDANCE	50996	11612
Home games-Avg/Game	6-8499	1-5111
Neutral site-Avg/Game	-	2-3250

Date	Opponent		Score	Att.
11-15-08	CENTENARY	w	77-55	8063
11-17-08	LOUISIANA-MONROE	w	78-49	8732
# 11-19-08	NORTH ALABAMA	w	102-61	8579
# 11-22-08	FAIRLEIGH DICKINSON	w	84-58	9028
11-25-08	at St. Bonaventure	w	76-71	5111
% 11-28-08	vs Washington State	L	52-63	3510
% 11-29-08	vs Texas Tech	L	73-77	2991
12-06-08	ALABAMA STATE	w	76-67	7959
12-10-08	CHARLOTTE	L	64-70	8635

* = Conference game

= Legends Classic Regional Rounds (Humphrey Coliseum - Starkville, MS)

% = Legends Classic Championship Rounds (Prudential Center - Newark, NJ)

Score by Periods	1st	2nd	Totals
Mississippi State	314	368	682
Opponents	277	294	571



2008-09 Mississippi State Basketball
Mississippi State Category Leaders (as of Dec 12, 2008)
All games

Points	G	Pts	Pts/G
Ravern Johnson	9	106	11.8
Jarvis Varnado	9	103	11.4
Barry Stewart	9	94	10.4
Dee Bost	9	91	10.1
Romero Osby	9	70	7.8
Kodi Augustus	9	66	7.3
Elgin Bailey	9	45	5.0
Phil Turner	9	39	4.3
Riley Benock	9	27	3.0
Twany Beckham	6	21	3.5
Jacquiese Holcombe	5	16	3.2
Brandon Bolen	4	2	0.5
Taylor Luczak	3	2	0.7

FG Percentage	FG	Att	Pct
Brandon Bolen	1	1	1.000
Taylor Luczak	1	1	1.000
Jarvis Varnado	40	67	.597
Twany Beckham	8	14	.571
Jacquiese Holcombe	6	12	.500
Riley Benock	10	20	.500
Ravern Johnson	38	78	.487
Phil Turner	12	26	.462
Romero Osby	20	44	.455
Kodi Augustus	22	49	.449
Elgin Bailey	15	37	.405
Barry Stewart	31	85	.365

3-Point Percentage	3FG	Att	Pct
Ravern Johnson	21	42	.500
Riley Benock	7	15	.467
Phil Turner	5	12	.417
Dee Bost	14	37	.378
Barry Stewart	14	46	.304
Romero Osby	2	9	.222
Kodi Augustus	2	10	.200
Jacquiese Holcombe	0	4	.000

Free Throw Percent	FG	Att	Pct
Kodi Augustus	20	23	.870
Phil Turner	10	12	.833
Jacquiese Holcombe	4	5	.800
Romero Osby	28	36	.778
Ravern Johnson	9	12	.750
Dee Bost	29	41	.707
Barry Stewart	18	29	.621
Elgin Bailey	15	26	.577
Jarvis Varnado	23	40	.575
Twany Beckham	5	11	.455

Scoring Average	G	Pts	Avg/G
Ravern Johnson	9	106	11.8
Jarvis Varnado	9	103	11.4
Barry Stewart	9	94	10.4
Dee Bost	9	91	10.1
Romero Osby	9	70	7.8
Kodi Augustus	9	66	7.3
Elgin Bailey	9	45	5.0
Phil Turner	9	39	4.3
Twany Beckham	6	21	3.5
Jacquiese Holcombe	5	16	3.2
Riley Benock	9	27	3.0
Taylor Luczak	3	2	0.7

Field Goal Attempts	G	Att	Att/G
Barry Stewart	9	85	9.4
Ravern Johnson	9	78	8.7
Dee Bost	9	75	8.3
Jarvis Varnado	9	67	7.4
Kodi Augustus	9	49	5.4

Field Goals Made	G	Made	Made/G
Jarvis Varnado	9	40	4.4
Ravern Johnson	9	38	4.2
Barry Stewart	9	31	3.4
Dee Bost	9	24	2.7
Kodi Augustus	9	22	2.4

3-Point FG Attempts	G	Att	Att/G
Barry Stewart	9	46	5.1
Ravern Johnson	9	42	4.7
Dee Bost	9	37	4.1
Riley Benock	9	15	1.7
Phil Turner	9	12	1.3

3-Point FG Made	G	Made	Made/G
Ravern Johnson	9	21	2.3
Dee Bost	9	14	1.6
Barry Stewart	9	14	1.6
Riley Benock	9	7	0.8
Phil Turner	9	5	0.6

Free Throw Attempts	G	Att	Att/G
Dee Bost	9	41	4.6
Jarvis Varnado	9	40	4.4
Romero Osby	9	36	4.0
Barry Stewart	9	29	3.2
Elgin Bailey	9	26	2.9

Free Throws Made	G	Made	Made/G
Dee Bost	9	29	3.2
Romero Osby	9	28	3.1
Jarvis Varnado	9	23	2.6
Kodi Augustus	9	20	2.2
Barry Stewart	9	18	2.0



2008-09 Mississippi State Basketball
Mississippi State Category Leaders (as of Dec 12, 2008)
All games

Rebounds	G	Reb	Reb/G
Jarvis Varnado	9	97	10.8
Kodi Augustus	9	49	5.4
Romero Osby	9	40	4.4
Ravern Johnson	9	39	4.3
Elgin Bailey	9	31	3.4

Rebound Average	G	Reb	Avg/G
Jarvis Varnado	9	97	10.8
Kodi Augustus	9	49	5.4
Romero Osby	9	40	4.4
Ravern Johnson	9	39	4.3
Elgin Bailey	9	31	3.4

Offensive Rebounds	G	No.	Avg/G
Jarvis Varnado	9	29	3.2
Kodi Augustus	9	17	1.9
Ravern Johnson	9	12	1.3
Elgin Bailey	9	10	1.1
Romero Osby	9	8	0.9

Defensive Rebounds	G	No.	Avg/G
Jarvis Varnado	9	68	7.6
Romero Osby	9	32	3.6
Kodi Augustus	9	32	3.6
Ravern Johnson	9	27	3.0
Barry Stewart	9	22	2.4

Fouls	G	No.	Per/G
Dee Bost	9	26	2.9
Barry Stewart	9	22	2.4
Romero Osby	9	20	2.2
Kodi Augustus	9	20	2.2
Elgin Bailey	9	15	1.7

Foulouts	G	No.
Kodi Augustus	9	1
Romero Osby	9	1
Elgin Bailey	9	1
Dee Bost	9	1

Assists	G	No.	Ast/G
Dee Bost	9	41	4.6
Barry Stewart	9	14	1.6
Phil Turner	9	12	1.3
Ravern Johnson	9	10	1.1
Twany Beckham	6	9	1.5
Jarvis Varnado	9	9	1.0

Steals	G	No.	Stl/G
Dee Bost	9	13	1.4
Barry Stewart	9	10	1.1
Elgin Bailey	9	7	0.8
Riley Benock	9	7	0.8
Phil Turner	9	6	0.7

Blocked Shots	G	No.	Blk/G
Jarvis Varnado	9	56	6.2
Elgin Bailey	9	16	1.8
Ravern Johnson	9	8	0.9
Kodi Augustus	9	6	0.7
Barry Stewart	9	4	0.4

Minutes	G	No.	Min/G
Ravern Johnson	9	256	28.4
Barry Stewart	9	256	28.4
Jarvis Varnado	9	252	28.0
Dee Bost	9	237	26.3
Kodi Augustus	9	176	19.6

Turnovers	G	No.	TO/G
Dee Bost	9	29	3.2
Jarvis Varnado	9	20	2.2
Ravern Johnson	9	19	2.1
Barry Stewart	9	18	2.0
Elgin Bailey	9	14	1.6
Kodi Augustus	9	14	1.6



2008-09 Mississippi State Basketball
Mississippi State Team Game-by-Game (as of Dec 12, 2008)
All games

TEAM STATISTICS

Opponent	Date	Score		Total		3-Pointers		Free throws		Rebounds				pf	a	t/o	blk	stl	pts	avg
				fg-fga	pct	3fg-fga	pct	ft-fa	pct	off	def	tot	avg							
CENTENARY	11-15-08	77-55	W	27-58	.466	10-22	.455	13-20	.650	11	35	46	46.0	16	17	17	15	12	77	77.0
LOUISIANA-MONROE	11-17-08	78-49	W	28-56	.500	9-21	.429	13-19	.684	13	37	50	48.0	18	20	20	12	4	78	77.5
NORTH ALABAMA	11-19-08	102-61	W	34-59	.576	11-25	.440	23-26	.885	12	39	51	49.0	12	17	21	13	10	102	85.7
FAIRLEIGH DICKINSON	11-22-08	84-58	W	30-59	.508	9-24	.375	15-28	.536	8	37	45	48.0	29	15	16	15	7	84	85.2
at St. Bonaventure	11-25-08	76-71	W	25-59	.424	5-13	.385	21-27	.778	18	28	46	47.6	21	14	24	7	7	76	83.4
vs Washington State	11-28-08	52-63	L	15-46	.326	6-14	.429	16-23	.696	6	25	31	44.8	18	7	20	8	7	52	78.2
vs Texas Tech	11-29-08	73-77	L	26-65	.400	4-20	.200	17-31	.548	16	32	48	45.3	20	7	11	11	6	73	77.4
ALABAMA STATE	12-06-08	76-67	W	26-52	.500	5-10	.500	19-28	.679	16	21	37	44.2	12	14	14	10	5	76	77.2
CHARLOTTE	12-10-08	64-70	L	17-55	.309	6-26	.231	24-33	.727	13	29	42	44.0	15	7	11	6	4	64	75.8
Mississippi State		682		228-509	.448	65-175	.371	161-235	.685	113	283	396	44.0	161	118	154	97	62	682	75.8
Opponents		571		209-590	.354	57-178	.320	96-162	.593	134	201	335	37.2	193	87	129	29	71	571	63.4

Games played: 9
Points/game: 75.8
FG Pct: 44.8
3FG Pct: 37.1
FT Pct: 68.5

Rebounds/game: 44.0
Assists/game: 13.1
Turnovers/game: 17.1
Assist/turnover ratio: 0.8
Steals/game: 6.9
Blocks/game: 10.8



2008-09 Mississippi State Basketball
Mississippi State Opponent Game-by-Game (as of Dec 12, 2008)
All games

OPPONENT STATISTICS

Opponent	Date	Score		Total		3-Pointers		Free throws		Rebounds				pf	a	t/o	blk	stl	pts	avg
				fg-fga	pct	3fg-fga	pct	ft-fta	pct	off	def	tot	avg							
CENTENARY	11-15-08	77-55	W	20-65	.308	9-22	.409	6-12	.500	14	24	38	38.0	15	12	18	4	11	55	55.0
LOUISIANA-MONROE	11-17-08	78-49	W	20-69	.290	4-21	.190	5-14	.357	17	19	36	37.0	25	8	13	0	7	49	52.0
NORTH ALABAMA	11-19-08	102-61	W	23-72	.319	7-22	.318	8-15	.533	13	14	27	33.7	20	10	15	2	12	61	55.0
FAIRLEIGH DICKINSON	11-22-08	84-58	W	16-66	.242	5-21	.238	21-39	.538	24	26	50	37.8	21	7	19	3	5	58	55.8
at St. Bonaventure	11-25-08	76-71	W	26-67	.388	5-13	.385	14-23	.609	16	20	36	37.4	25	11	17	4	9	71	58.8
vs Washington State	11-28-08	52-63	L	25-58	.431	2-13	.154	11-15	.733	9	26	35	37.0	19	10	12	4	11	63	59.5
vs Texas Tech	11-29-08	73-77	L	26-64	.406	10-22	.455	15-20	.750	10	29	39	37.3	22	13	10	2	5	77	62.0
ALABAMA STATE	12-06-08	76-67	W	27-62	.435	7-23	.304	6-8	.750	15	14	29	36.2	23	9	14	8	5	67	62.6
CHARLOTTE	12-10-08	64-70	L	26-67	.388	8-21	.381	10-16	.625	16	29	45	37.2	23	7	11	2	6	70	63.4
Opponents		571		209-590	.354	57-178	.320	96-162	.593	134	201	335	37.2	193	87	129	29	71	571	63.4
Mississippi State		682		228-509	.448	65-175	.371	161-235	.685	113	283	396	44.0	161	118	154	97	62	682	75.8

Games played: 9
Points/game: 63.4
FG Pct: 35.4
3FG Pct: 32.0
FT Pct: 59.3

Rebounds/game: 37.2
Assists/game: 9.7
Turnovers/game: 14.3
Assist/turnover ratio: 0.7
Steals/game: 7.9
Blocks/game: 3.2



2008-09 Mississippi State Basketball
Mississippi State Game-by-Game Highs (as of Dec 12, 2008)
All games

Opponent	Date	Score	Points	Rebounds	Assists	Steals	Blocked shots
CENTENARY	11-15-08	77-55	15-Ravern Johnson	11-Jarvis Varnado	4-Dee Bost	4-Barry Stewart	7-Jarvis Varnado
LOUISIANA-MONROE	11-17-08	78-49	17-Barry Stewart	11-Jarvis Varnado	7-Dee Bost	1-Elgin Bailey Dee Bost Kodi Augustus Barry Stewart	9-Jarvis Varnado
NORTH ALABAMA	11-19-08	102-61	16-Jarvis Varnado Barry Stewart	14-Jarvis Varnado	10-Dee Bost	3-Phil Turner	7-Jarvis Varnado
FAIRLEIGH DICKINSON	11-22-08	84-58	14-Jarvis Varnado	16-Jarvis Varnado	6-Dee Bost	2-Twany Beckham	8-Jarvis Varnado
at St. Bonaventure	11-25-08	76-71	19-Jarvis Varnado	12-Jarvis Varnado	4-Barry Stewart	3-Dee Bost	6-Jarvis Varnado
vs Washington State	11-28-08	52-63	10-Barry Stewart Kodi Augustus	7-Dee Bost	3-Dee Bost	2-Elgin Bailey	4-Jarvis Varnado
vs Texas Tech	11-29-08	73-77	16-Dee Bost Kodi Augustus	10-Jarvis Varnado	3-Dee Bost	3-Dee Bost	4-Jarvis Varnado
ALABAMA STATE	12-06-08	76-67	22-Jarvis Varnado	9-Jarvis Varnado	5-Barry Stewart Dee Bost	2-Jarvis Varnado Dee Bost	8-Jarvis Varnado
CHARLOTTE	12-10-08	64-70	15-Dee Bost	9-Jarvis Varnado	3-Jarvis Varnado Twany Beckham	2-Phil Turner	3-Jarvis Varnado



2008-09 Mississippi State Basketball
Mississippi State Team High/Low Analysis (as of Dec 12, 2008)
All games

Mississippi State - TEAM GAME HIGHS

POINTS	102		NORTH ALABAMA (11-19-08)
	84		FAIRLEIGH DICKINSON (11-22-08)
	78		LOUISIANA-MONROE (11-17-08)
	77		CENTENARY (11-15-08)
	76		ALABAMA STATE (12-06-08)
	76		at St. Bonaventure (11-25-08)
FIELD GOALS MADE	34		NORTH ALABAMA (11-19-08)
	30		FAIRLEIGH DICKINSON (11-22-08)
FIELD GOAL ATTEMPTS	65		vs Texas Tech (11-29-08)
	59		at St. Bonaventure (11-25-08)
	59		FAIRLEIGH DICKINSON (11-22-08)
	59		NORTH ALABAMA (11-19-08)
FIELD GOAL PERCENTAGE	.576	(34-59)	NORTH ALABAMA (11-19-08)
	.508	(30-59)	FAIRLEIGH DICKINSON (11-22-08)
3 PT FIELD GOALS MADE	11		NORTH ALABAMA (11-19-08)
	10		CENTENARY (11-15-08)
3 PT FG ATTEMPTS	26		CHARLOTTE (12-10-08)
	25		NORTH ALABAMA (11-19-08)
3 PT FG PERCENTAGE	.500	(5-10)	ALABAMA STATE (12-06-08)
	.455	(10-22)	CENTENARY (11-15-08)
FREE THROWS MADE	24		CHARLOTTE (12-10-08)
	23		NORTH ALABAMA (11-19-08)
FREE THROW ATTEMPTS	33		CHARLOTTE (12-10-08)
	31		vs Texas Tech (11-29-08)
FREE THROW PERCENTAGE	.885	(23-26)	NORTH ALABAMA (11-19-08)
	.778	(21-27)	at St. Bonaventure (11-25-08)
REBOUNDS	51		NORTH ALABAMA (11-19-08)
	50		LOUISIANA-MONROE (11-17-08)
ASSISTS	20		LOUISIANA-MONROE (11-17-08)
	17		NORTH ALABAMA (11-19-08)
	17		CENTENARY (11-15-08)
STEALS	12		CENTENARY (11-15-08)
	10		NORTH ALABAMA (11-19-08)
BLOCKED SHOTS	15		FAIRLEIGH DICKINSON (11-22-08)
	15		CENTENARY (11-15-08)
TURNOVERS	24		at St. Bonaventure (11-25-08)
	21		NORTH ALABAMA (11-19-08)
FOULS	29		FAIRLEIGH DICKINSON (11-22-08)
	21		at St. Bonaventure (11-25-08)



2008-09 Mississippi State Basketball
Mississippi State High/Low Analysis (as of Dec 12, 2008)
All games

Opponent - GAME HIGHS

POINTS	77		vs Texas Tech (11-29-08)
	71		at St. Bonaventure (11-25-08)
	70		CHARLOTTE (12-10-08)
	67		ALABAMA STATE (12-06-08)
	63		vs Washington State (11-28-08)
FIELD GOALS MADE	27		ALABAMA STATE (12-06-08)
	26		CHARLOTTE (12-10-08)
	26		vs Texas Tech (11-29-08)
	26		at St. Bonaventure (11-25-08)
FIELD GOAL ATTEMPTS	72		NORTH ALABAMA (11-19-08)
	69		LOUISIANA-MONROE (11-17-08)
FIELD GOAL PERCENTAGE	.435	(27-62)	ALABAMA STATE (12-06-08)
	.431	(25-58)	vs Washington State (11-28-08)
3 PT FIELD GOALS MADE	10		vs Texas Tech (11-29-08)
	9		CENTENARY (11-15-08)
3 PT FG ATTEMPTS	23		ALABAMA STATE (12-06-08)
	22		vs Texas Tech (11-29-08)
	22		NORTH ALABAMA (11-19-08)
	22		CENTENARY (11-15-08)
3 PT FG PERCENTAGE	.455	(10-22)	vs Texas Tech (11-29-08)
	.409	(9-22)	CENTENARY (11-15-08)
FREE THROWS MADE	21		FAIRLEIGH DICKINSON (11-22-08)
	15		vs Texas Tech (11-29-08)
FREE THROW ATTEMPTS	39		FAIRLEIGH DICKINSON (11-22-08)
	23		at St. Bonaventure (11-25-08)
FREE THROW PERCENTAGE	.750	(15-20)	vs Texas Tech (11-29-08)
	.750	(6-8)	ALABAMA STATE (12-06-08)
REBOUNDS	50		FAIRLEIGH DICKINSON (11-22-08)
	45		CHARLOTTE (12-10-08)
ASSISTS	13		vs Texas Tech (11-29-08)
	12		CENTENARY (11-15-08)
STEALS	12		NORTH ALABAMA (11-19-08)
	11		vs Washington State (11-28-08)
	11		CENTENARY (11-15-08)
BLOCKED SHOTS	8		ALABAMA STATE (12-06-08)
	4		vs Washington State (11-28-08)
	4		at St. Bonaventure (11-25-08)
	4		CENTENARY (11-15-08)
TURNOVERS	19		FAIRLEIGH DICKINSON (11-22-08)
	18		CENTENARY (11-15-08)
FOULS	25		at St. Bonaventure (11-25-08)
	25		LOUISIANA-MONROE (11-17-08)



2008-09 Mississippi State Basketball
Mississippi State High/Low Analysis (as of Dec 12, 2008)
All games

Mississippi State - GAME LOWS

POINTS	52	vs Washington State (11-28-08)
	64	CHARLOTTE (12-10-08)
	73	vs Texas Tech (11-29-08)
	76	at St. Bonaventure (11-25-08)
	76	ALABAMA STATE (12-06-08)
FIELD GOALS MADE	15	vs Washington State (11-28-08)
	17	CHARLOTTE (12-10-08)
FIELD GOAL ATTEMPTS	46	vs Washington State (11-28-08)
	52	ALABAMA STATE (12-06-08)
FIELD GOAL PERCENTAGE	.309 (17-55)	CHARLOTTE (12-10-08)
	.326 (15-46)	vs Washington State (11-28-08)
3 PT FIELD GOALS MADE	4	vs Texas Tech (11-29-08)
	5	at St. Bonaventure (11-25-08)
	5	ALABAMA STATE (12-06-08)
3 PT FG ATTEMPTS	10	ALABAMA STATE (12-06-08)
	13	at St. Bonaventure (11-25-08)
3 PT FG PERCENTAGE	.200 (4-20)	vs Texas Tech (11-29-08)
	.231 (6-26)	CHARLOTTE (12-10-08)
FREE THROWS MADE	13	CENTENARY (11-15-08)
	13	LOUISIANA-MONROE (11-17-08)
FREE THROW ATTEMPTS	19	LOUISIANA-MONROE (11-17-08)
	20	CENTENARY (11-15-08)
FREE THROW PERCENTAGE	.536 (15-28)	FAIRLEIGH DICKINSON (11-22-08)
	.548 (17-31)	vs Texas Tech (11-29-08)
REBOUNDS	31	vs Washington State (11-28-08)
	37	ALABAMA STATE (12-06-08)
ASSISTS	7	vs Washington State (11-28-08)
	7	vs Texas Tech (11-29-08)
	7	CHARLOTTE (12-10-08)
STEALS	4	LOUISIANA-MONROE (11-17-08)
	4	CHARLOTTE (12-10-08)
BLOCKED SHOTS	6	CHARLOTTE (12-10-08)
	7	at St. Bonaventure (11-25-08)
TURNOVERS	11	vs Texas Tech (11-29-08)
	11	CHARLOTTE (12-10-08)
FOULS	12	NORTH ALABAMA (11-19-08)
	12	ALABAMA STATE (12-06-08)



2008-09 Mississippi State Basketball
Mississippi State High/Low Analysis (as of Dec 12, 2008)
All games

Opponent - GAME LOWS

POINTS	49	LOUISIANA-MONROE (11-17-08)
	55	CENTENARY (11-15-08)
	58	FAIRLEIGH DICKINSON (11-22-08)
	61	NORTH ALABAMA (11-19-08)
	63	vs Washington State (11-28-08)
FIELD GOALS MADE	16	FAIRLEIGH DICKINSON (11-22-08)
	20	CENTENARY (11-15-08)
	20	LOUISIANA-MONROE (11-17-08)
FIELD GOAL ATTEMPTS	58	vs Washington State (11-28-08)
	62	ALABAMA STATE (12-06-08)
FIELD GOAL PERCENTAGE	.242 (16-66)	FAIRLEIGH DICKINSON (11-22-08)
	.290 (20-69)	LOUISIANA-MONROE (11-17-08)
3 PT FIELD GOALS MADE	2	vs Washington State (11-28-08)
	4	LOUISIANA-MONROE (11-17-08)
3 PT FG ATTEMPTS	13	at St. Bonaventure (11-25-08)
	13	vs Washington State (11-28-08)
3 PT FG PERCENTAGE	.154 (2-13)	vs Washington State (11-28-08)
	.190 (4-21)	LOUISIANA-MONROE (11-17-08)
FREE THROWS MADE	5	LOUISIANA-MONROE (11-17-08)
	6	CENTENARY (11-15-08)
	6	ALABAMA STATE (12-06-08)
FREE THROW ATTEMPTS	8	ALABAMA STATE (12-06-08)
	12	CENTENARY (11-15-08)
FREE THROW PERCENTAGE	.357 (5-14)	LOUISIANA-MONROE (11-17-08)
	.500 (6-12)	CENTENARY (11-15-08)
REBOUNDS	27	NORTH ALABAMA (11-19-08)
	29	ALABAMA STATE (12-06-08)
ASSISTS	7	FAIRLEIGH DICKINSON (11-22-08)
	7	CHARLOTTE (12-10-08)
STEALS	5	FAIRLEIGH DICKINSON (11-22-08)
	5	vs Texas Tech (11-29-08)
	5	ALABAMA STATE (12-06-08)
BLOCKED SHOTS	0	LOUISIANA-MONROE (11-17-08)
	2	NORTH ALABAMA (11-19-08)
	2	vs Texas Tech (11-29-08)
	2	CHARLOTTE (12-10-08)
TURNOVERS	10	vs Texas Tech (11-29-08)
	11	CHARLOTTE (12-10-08)
FOULS	15	CENTENARY (11-15-08)
	19	vs Washington State (11-28-08)



2008-09 Mississippi State Basketball
Mississippi State Player High/Low Analysis (as of Dec 12, 2008)
All games

Mississippi State - INDIVIDUAL GAME HIGHS

Points	22	Jarvis Varnado vs Alabama State (12-06-08)
	21	Ravern Johnson vs Alabama State (12-06-08)
	19	Jarvis Varnado at St. Bonaventure (11-25-08)
	18	Ravern Johnson at St. Bonaventure (11-25-08)
	17	Barry Stewart vs Louisiana-Monroe (11-17-08)
Field Goals Made	10	Jarvis Varnado vs Alabama State (12-06-08)
	7	Ravern Johnson vs Alabama State (12-06-08)
	7	Jarvis Varnado at St. Bonaventure (11-25-08)
Field Goal Att.	16	Dee Bost vs Texas Tech (11-29-08)
	15	Barry Stewart vs Charlotte (12-10-08)
FG Pct (min 5 made)	.857 (6-7)	Jarvis Varnado vs North Alabama (11-19-08)
	.769 (10-13)	Jarvis Varnado vs Alabama State (12-06-08)
3-Point FG Made	5	Ravern Johnson vs Centenary (11-15-08)
	3	Dee Bost vs Charlotte (12-10-08)
	3	Ravern Johnson vs Alabama State (12-06-08)
	3	Dee Bost vs Texas Tech (11-29-08)
	3	Ravern Johnson vs Fairleigh Dickinson (11-22-08)
	3	Barry Stewart vs North Alabama (11-19-08)
	3	Barry Stewart vs Louisiana-Monroe (11-17-08)
	3	Dee Bost vs Louisiana-Monroe (11-17-08)
3-Point FG Att.	8	Dee Bost vs Charlotte (12-10-08)
	8	Barry Stewart vs Charlotte (12-10-08)
	8	Ravern Johnson vs Centenary (11-15-08)
3-Pt FG Pct (min 2 made)	.750 (3-4)	Ravern Johnson vs Alabama State (12-06-08)
	.667 (2-3)	Riley Benock at St. Bonaventure (11-25-08)
	.667 (2-3)	Ravern Johnson at St. Bonaventure (11-25-08)
	.667 (2-3)	Riley Benock vs North Alabama (11-19-08)
	.667 (2-3)	Phil Turner vs North Alabama (11-19-08)
Free Throws Made	7	Romero Osby vs Texas Tech (11-29-08)
	6	Dee Bost vs Charlotte (12-10-08)
	6	Elgin Bailey vs North Alabama (11-19-08)
Free Throw Att.	10	Romero Osby vs Texas Tech (11-29-08)
	8	Dee Bost vs Charlotte (12-10-08)
	8	Elgin Bailey vs North Alabama (11-19-08)
FT Pct (min 3 made)	1.000 (4-4)	Barry Stewart vs Charlotte (12-10-08)
	1.000 (4-4)	Romero Osby vs Charlotte (12-10-08)
	1.000 (4-4)	Kodi Augustus vs Alabama State (12-06-08)
	1.000 (4-4)	Ravern Johnson at St. Bonaventure (11-25-08)
	1.000 (4-4)	Phil Turner at St. Bonaventure (11-25-08)
	1.000 (4-4)	Jarvis Varnado vs North Alabama (11-19-08)
	1.000 (4-4)	Romero Osby vs North Alabama (11-19-08)
	1.000 (3-3)	Jacquiese Holcombe vs Charlotte (12-10-08)
	1.000 (3-3)	Kodi Augustus vs Louisiana-Monroe (11-17-08)
	1.000 (3-3)	Romero Osby vs Louisiana-Monroe (11-17-08)
Rebounds	16	Jarvis Varnado vs Fairleigh Dickinson (11-22-08)
	14	Jarvis Varnado vs North Alabama (11-19-08)
Assists	10	Dee Bost vs North Alabama (11-19-08)
	7	Dee Bost vs Louisiana-Monroe (11-17-08)
Steals	4	Barry Stewart vs Centenary (11-15-08)
	3	Dee Bost vs Texas Tech (11-29-08)
	3	Dee Bost at St. Bonaventure (11-25-08)
	3	Phil Turner vs North Alabama (11-19-08)
	3	Riley Benock vs Centenary (11-15-08)

Blocked Shots	9	Jarvis Varnado vs Louisiana-Monroe (11-17-08)
	8	Jarvis Varnado vs Alabama State (12-06-08)
	8	Jarvis Varnado vs Fairleigh Dickinson (11-22-08)
Turnovers	6	Dee Bost at St. Bonaventure (11-25-08)
	5	Ravern Johnson vs Washington State (11-28-08)
	5	Dee Bost vs North Alabama (11-19-08)
Fouls	5	Dee Bost vs Washington State (11-28-08)
	5	Romero Osby at St. Bonaventure (11-25-08)
	5	Kodi Augustus vs Fairleigh Dickinson (11-22-08)
	5	Elgin Bailey vs Fairleigh Dickinson (11-22-08)



2008-09 Mississippi State Basketball
Mississippi State Opponent High/Low Analysis (as of Dec 12, 2008)
All games

OPPONENT INDIVIDUAL GAME HIGHS

Points	22		BLACKBURN, Ray at St. Bonaventure (11-25-08)
	19		Lamont Mack vs Charlotte (12-10-08)
	19		Thompson, Klay vs Washington State (11-28-08)
	19		Jarvis Hill vs Louisiana-Monroe (11-17-08)
	17		Baynes, Aron vs Washington State (11-28-08)
	17		Thomas Fraise vs North Alabama (11-19-08)
Field Goals Made	8		Lamont Mack vs Charlotte (12-10-08)
	8		Baynes, Aron vs Washington State (11-28-08)
	8		Jarvis Hill vs Louisiana-Monroe (11-17-08)
Field Goal Att.	22		Thomas Fraise vs North Alabama (11-19-08)
	17		Jarvis Hill vs Louisiana-Monroe (11-17-08)
	17		Nick Stallings vs Centenary (11-15-08)
FG Pct (min 5 made)	.800	(8-10)	Baynes, Aron vs Washington State (11-28-08)
	.750	(6-8)	Brandon Brooks vs Alabama State (12-06-08)
3-Point FG Made	4		Menji Mundadi vs Alabama State (12-06-08)
	4		Nick Stallings vs Centenary (11-15-08)
	4		Chase Adams vs Centenary (11-15-08)
3-Point FG Att.	9		Andrew Hayles vs Alabama State (12-06-08)
	8		Lamont Mack vs Charlotte (12-10-08)
	8		Chase Adams vs Centenary (11-15-08)
3-Pt FG Pct (min 2 made)	1.000	(3-3)	BLACKBURN, Ray at St. Bonaventure (11-25-08)
	.667	(2-3)	Roberson, John vs Texas Tech (11-29-08)
Free Throws Made	9		Cameron Tyler vs Fairleigh Dickinson (11-22-08)
	7		BLACKBURN, Ray at St. Bonaventure (11-25-08)
Free Throw Att.	21		Cameron Tyler vs Fairleigh Dickinson (11-22-08)
	8		BLACKBURN, Ray at St. Bonaventure (11-25-08)
	8		Corey Speight vs North Alabama (11-19-08)
	8		Tony Hooper vs Louisiana-Monroe (11-17-08)
FT Pct (min 3 made)	1.000	(4-4)	Thompson, Klay vs Washington State (11-28-08)
	1.000	(3-3)	Graham, Tyree vs Texas Tech (11-29-08)
	1.000	(3-3)	Roberson, John vs Texas Tech (11-29-08)
Rebounds	11		Sean Baptiste vs Fairleigh Dickinson (11-22-08)
	10		Thompson, Klay vs Washington State (11-28-08)
Assists	6		Chase Adams vs Centenary (11-15-08)
	5		DiJuan Harris vs Charlotte (12-10-08)
	5		Brandon Brooks vs Alabama State (12-06-08)
	5		Voskuil, Alan vs Texas Tech (11-29-08)
	5		Rochestie, Taylor vs Washington State (11-28-08)
Steals	5		HALL, Jonathan at St. Bonaventure (11-25-08)
	4		Rochestie, Taylor vs Washington State (11-28-08)
	4		Chase Adams vs Centenary (11-15-08)
Blocked Shots	6		Kickingstallionsims vs Alabama State (12-06-08)
	2		Cook, Trevor vs Texas Tech (11-29-08)
	2		Baynes, Aron vs Washington State (11-28-08)
	2		DAVENPORT, Michael at St. Bonaventure (11-25-08)
	2		NICHOLSON, Andrew at St. Bonaventure (11-25-08)
	2		Alvin Mofunanya vs Fairleigh Dickinson (11-22-08)
	2		Jerrald Bonham vs Centenary (11-15-08)
Turnovers	6		Brandon Brooks vs Alabama State (12-06-08)
	5		HALL, Jonathan at St. Bonaventure (11-25-08)
	5		Alvin Mofunanya vs Fairleigh Dickinson (11-22-08)
Fouls	5		Phil Jones vs Charlotte (12-10-08)
	5		Rashad Provitt vs Alabama State (12-06-08)

5	Baynes, Aron vs Washington State (11-28-08)
5	Alvin Mofunanya vs Fairleigh Dickinson (11-22-08)
5	Elvado Lima vs North Alabama (11-19-08)



2008-09 Mississippi State Basketball
Mississippi State Game-by-Game Points-Rebounds-Assists (as of Dec 12, 2008)
All games

Opponent	Date	Score		01 HOLCOMBE,J	02 JOHNSON,RA	03 BOST,DEE	04 BECKHAM,TW	05 OSBY,ROMER	10 GAY,CHRIST	15 BENOCK,RIL
CENTENARY	11-15-08	77-55	w	2-1-1	15-3-3	9-3-4	DNP	4-8-1	0-1-0	7-1-2
LOUISIANA-MONROE	11-17-08	78-49	w	4-2-0	10-4-2	14-3-7	DNP	7-2-0	0-0-0	0-2-2
NORTH ALABAMA	11-19-08	102-61	w	4-5-0	8-2-0	7-2-10	DNP	15-3-4	0-0-0	8-1-0
FAIRLEIGH DICKINSON	11-22-08	84-58	w	1-0-0	11-4-0	6-1-6	4-2-2	9-5-1	0-0-0	6-1-1
at St. Bonaventure	11-25-08	76-71	w	DNP	18-7-1	6-4-2	8-1-3	6-4-0	DNP	6-1-0
vs Washington State	11-28-08	52-63	L	DNP	7-2-1	8-7-3	1-0-1	7-0-0	DNP	0-1-1
vs Texas Tech	11-29-08	73-77	L	DNP	9-7-2	16-4-3	4-1-0	7-6-0	DNP	0-2-0
ALABAMA STATE	12-06-08	76-67	w	DNP	21-5-1	10-1-5	4-1-0	5-6-1	DNP	0-2-0
CHARLOTTE	12-10-08	64-70	L	5-2-0	7-5-0	15-0-1	0-1-3	10-6-0	DNP	0-0-0

Opponent	Date	Score		20 LUCZAK,TAY	22 STEWART,BA	24 AUGUSTUS,K	25 TURNER,PHI	32 VARNADO,JA	33 BOLEN,BRAN	45 BAILEY,ELG
CENTENARY	11-15-08	77-55	w	0-0-0	13-3-1	6-3-2	2-5-2	9-11-1	0-0-0	10-3-0
LOUISIANA-MONROE	11-17-08	78-49	w	2-0-0	17-1-1	12-8-2	3-2-4	2-11-1	0-0-0	7-9-1
NORTH ALABAMA	11-19-08	102-61	w	0-0-0	16-2-0	8-7-0	8-4-1	16-14-0	2-0-0	10-5-2
FAIRLEIGH DICKINSON	11-22-08	84-58	w	DNP	12-2-2	6-6-1	8-2-1	14-16-1	0-0-0	7-4-0
at St. Bonaventure	11-25-08	76-71	w	DNP	3-3-4	4-6-1	6-3-3	19-12-0	DNP	0-1-0
vs Washington State	11-28-08	52-63	L	DNP	10-2-0	10-4-0	5-4-0	2-5-1	DNP	2-3-0
vs Texas Tech	11-29-08	73-77	L	DNP	5-4-1	16-9-0	2-1-0	11-10-1	DNP	3-3-0
ALABAMA STATE	12-06-08	76-67	w	DNP	8-5-5	4-1-0	0-2-1	22-9-1	DNP	2-1-0
CHARLOTTE	12-10-08	64-70	L	DNP	10-6-0	0-5-0	5-3-0	8-9-3	DNP	4-2-0



2008-09 Mississippi State Basketball
Mississippi State Individual Game-by-Game (as of Dec 12, 2008)
All games

#01 Jacquiese Holcombe

Opponent	Date	gs	min	Total		3-Pointers		Free throws		Rebounds				pf	a	t/o	blk	stl	pts	avg
				fg-fga	pct	3fg-fga	pct	ft-fta	pct	off	def	tot	avg							
CENTENARY	11-15-08		17	1-2	.500	0-1	.000	0-0	.000	1	0	1	1.0	2	1	2	0	1	2	2.0
LOUISIANA-MONROE	11-17-08		12	2-3	.667	0-1	.000	0-0	.000	0	2	2	1.5	3	0	1	0	0	4	3.0
NORTH ALABAMA	11-19-08		18	2-5	.400	0-1	.000	0-0	.000	3	2	5	2.7	0	0	2	0	0	4	3.3
FAIRLEIGH DICKINSON	11-22-08		10	0-1	.000	0-1	.000	1-2	.500	0	0	0	2.0	3	0	2	0	0	1	2.8
CHARLOTTE	12-10-08		7	1-1	1.000	0-0	.000	3-3	1.000	1	1	2	2.0	0	0	0	0	0	5	3.2
Totals		0	64	6-12	.500	0-4	.000	4-5	.800	5	5	10	2.0	8	1	7	0	1	16	3.2

Games played: 5
Minutes/game: 12.8
Points/game: 3.2
FG Pct: 50.0
3FG Pct: 0.0
FT Pct: 80.0

Rebounds/game: 2.0
Assists/game: 0.2
Turnovers/game: 1.4
Assist/turnover ratio: 0.1
Steals/game: 0.2

#02 Ravern Johnson

Opponent	Date	gs	min	Total		3-Pointers		Free throws		Rebounds				pf	a	t/o	blk	stl	pts	avg
				fg-fga	pct	3fg-fga	pct	ft-fta	pct	off	def	tot	avg							
CENTENARY	11-15-08	*	24	5-9	.556	5-8	.625	0-0	.000	1	2	3	3.0	1	3	2	2	0	15	15.0
LOUISIANA-MONROE	11-17-08	*	27	4-9	.444	2-4	.500	0-1	.000	2	2	4	3.5	2	2	2	0	0	10	12.5
NORTH ALABAMA	11-19-08	*	23	3-7	.429	2-5	.400	0-0	.000	0	2	2	3.0	1	0	1	1	1	8	11.0
FAIRLEIGH DICKINSON	11-22-08	*	23	4-10	.400	3-6	.500	0-0	.000	0	4	4	3.3	1	0	1	2	0	11	11.0
at St. Bonaventure	11-25-08	*	29	6-9	.667	2-3	.667	4-4	1.000	3	4	7	4.0	1	1	4	0	1	18	12.4
vs Washington State	11-28-08	*	30	3-7	.429	1-1	1.000	0-0	.000	1	1	2	3.7	3	1	5	1	1	7	11.5
vs Texas Tech	11-29-08	*	32	4-10	.400	1-5	.200	0-0	.000	2	5	7	4.1	3	2	2	1	0	9	11.1
ALABAMA STATE	12-06-08	*	35	7-10	.700	3-4	.750	4-5	.800	2	3	5	4.3	1	1	2	0	0	21	12.4
CHARLOTTE	12-10-08	*	33	2-7	.286	2-6	.333	1-2	.500	1	4	5	4.3	1	0	0	1	0	7	11.8
Totals		9	256	38-78	.487	21-42	.500	9-12	.750	12	27	39	4.3	14	10	19	8	3	106	11.8

Games played: 9
Minutes/game: 28.4
Points/game: 11.8
FG Pct: 48.7
3FG Pct: 50.0
FT Pct: 75.0

Rebounds/game: 4.3
Assists/game: 1.1
Turnovers/game: 2.1
Assist/turnover ratio: 0.5
Steals/game: 0.3
Blocks/game: 0.9

#03 Dee Bost

Opponent	Date	gs	min	Total		3-Pointers		Free throws		Rebounds				pf	a	t/o	blk	stl	pts	avg
				fg-fga	pct	3fg-fga	pct	ft-fta	pct	off	def	tot	avg							
CENTENARY	11-15-08	*	23	3-8	.375	2-4	.500	1-2	.500	0	3	3	3.0	2	4	2	0	1	9	9.0
LOUISIANA-MONROE	11-17-08	*	26	4-9	.444	3-6	.500	3-4	.750	0	3	3	3.0	1	7	2	0	1	14	11.5
NORTH ALABAMA	11-19-08	*	23	2-5	.400	1-3	.333	2-2	1.000	1	1	2	2.7	2	10	5	0	1	7	10.0
FAIRLEIGH DICKINSON	11-22-08	*	24	2-8	.250	0-4	.000	2-4	.500	0	1	1	2.3	3	6	4	0	1	6	9.0
at St. Bonaventure	11-25-08	*	20	1-8	.125	0-1	.000	4-5	.800	1	3	4	2.6	2	2	6	0	3	6	8.4
vs Washington State	11-28-08	*	30	1-6	.167	1-3	.333	5-6	.833	1	6	7	3.3	5	3	3	0	1	8	8.3
vs Texas Tech	11-29-08	*	32	6-16	.375	3-6	.500	1-4	.250	1	3	4	3.4	4	3	1	0	3	16	9.4
ALABAMA STATE	12-06-08	*	27	2-5	.400	1-2	.500	5-6	.833	1	0	1	3.1	3	5	4	0	2	10	9.5
CHARLOTTE	12-10-08	*	32	3-10	.300	3-8	.375	6-8	.750	0	0	0	2.8	4	1	2	0	0	15	10.1
Totals		9	237	24-75	.320	14-37	.378	29-41	.707	5	20	25	2.8	26	41	29	0	13	91	10.1

Games played: 9
Minutes/game: 26.3
Points/game: 10.1
FG Pct: 32.0
3FG Pct: 37.8
FT Pct: 70.7

Rebounds/game: 2.8
Assists/game: 4.6
Turnovers/game: 3.2
Assist/turnover ratio: 1.4
Steals/game: 1.4



2008-09 Mississippi State Basketball
Mississippi State Individual Game-by-Game (as of Dec 12, 2008)
All games

#04 Twany Beckham

Opponent	Date	gs	min	Total		3-Pointers		Free throws		Rebounds				pf	a	t/o	blk	stl	pts	avg
				fg-fga	pct	3fg-fga	pct	ft-fga	pct	off	def	tot	avg							
FAIRLEIGH DICKINSON	11-22-08		10	2-2	1.000	0-0	.000	0-1	.000	1	1	2	2.0	2	2	0	0	2	4	4.0
at St. Bonaventure	11-25-08		20	2-3	.667	0-0	.000	4-6	.667	0	1	1	1.5	1	3	1	0	1	8	6.0
vs Washington State	11-28-08		10	0-2	.000	0-0	.000	1-2	.500	0	0	0	1.0	0	1	1	0	0	1	4.3
vs Texas Tech	11-29-08		8	2-3	.667	0-0	.000	0-0	.000	0	1	1	1.0	0	0	1	0	0	4	4.3
ALABAMA STATE	12-06-08		13	2-3	.667	0-0	.000	0-0	.000	0	1	1	1.0	0	0	0	0	0	4	4.2
CHARLOTTE	12-10-08		6	0-1	.000	0-0	.000	0-2	.000	0	1	1	1.0	1	3	1	0	0	0	3.5
Totals		0	67	8-14	.571	0-0	.000	5-11	.455	1	5	6	1.0	4	9	4	0	3	21	3.5

Games played: 6
Minutes/game: 11.2
Points/game: 3.5
FG Pct: 57.1
FT Pct: 45.5

Rebounds/game: 1.0
Assists/game: 1.5
Turnovers/game: 0.7
Assist/turnover ratio: 2.3
Steals/game: 0.5

#05 Romero Osby

Opponent	Date	gs	min	Total		3-Pointers		Free throws		Rebounds				pf	a	t/o	blk	stl	pts	avg
				fg-fga	pct	3fg-fga	pct	ft-fga	pct	off	def	tot	avg							
CENTENARY	11-15-08		19	1-4	.250	0-1	.000	2-3	.667	0	8	8	8.0	1	1	1	0	0	4	4.0
LOUISIANA-MONROE	11-17-08		14	2-4	.500	0-0	.000	3-3	1.000	1	1	2	5.0	2	0	2	0	0	7	5.5
NORTH ALABAMA	11-19-08		18	5-9	.556	1-3	.333	4-4	1.000	0	3	3	4.3	0	4	0	0	0	15	8.7
FAIRLEIGH DICKINSON	11-22-08		23	3-7	.429	1-3	.333	2-2	1.000	0	5	5	4.5	3	1	1	1	1	9	8.8
at St. Bonaventure	11-25-08		18	3-4	.750	0-0	.000	0-0	.000	0	4	4	4.4	5	0	2	0	0	6	8.2
vs Washington State	11-28-08		13	2-5	.400	0-1	.000	3-4	.750	0	0	0	3.7	1	0	3	0	1	7	8.0
vs Texas Tech	11-29-08		15	0-1	.000	0-0	.000	7-10	.700	2	4	6	4.0	2	0	1	1	1	7	7.9
ALABAMA STATE	12-06-08		20	1-4	.250	0-0	.000	3-6	.500	2	4	6	4.3	3	1	1	1	0	5	7.5
CHARLOTTE	12-10-08		22	3-6	.500	0-1	.000	4-4	1.000	3	3	6	4.4	3	0	0	0	1	10	7.8
Totals		0	162	20-44	.455	2-9	.222	28-36	.778	8	32	40	4.4	20	7	11	3	4	70	7.8

Games played: 9
Minutes/game: 18.0
Points/game: 7.8
FG Pct: 45.5
3FG Pct: 22.2
FT Pct: 77.8

Rebounds/game: 4.4
Assists/game: 0.8
Turnovers/game: 1.2
Assist/turnover ratio: 0.6
Steals/game: 0.4
Blocks/game: 0.3

#10 Christopher Gay

Opponent	Date	gs	min	Total		3-Pointers		Free throws		Rebounds				pf	a	t/o	blk	stl	pts	avg
				fg-fga	pct	3fg-fga	pct	ft-fga	pct	off	def	tot	avg							
CENTENARY	11-15-08		2	0-0	.000	0-0	.000	0-0	.000	0	1	1	1.0	0	0	0	0	0	0	0.0
LOUISIANA-MONROE	11-17-08		1	0-0	.000	0-0	.000	0-0	.000	0	0	0	0.5	0	0	0	0	0	0	0.0
NORTH ALABAMA	11-19-08		1	0-0	.000	0-0	.000	0-0	.000	0	0	0	0.3	0	0	0	0	0	0	0.0
FAIRLEIGH DICKINSON	11-22-08		1	0-0	.000	0-0	.000	0-0	.000	0	0	0	0.3	0	0	1	0	0	0	0.0
Totals		0	5	0-0	.000	0-0	.000	0-0	.000	0	1	1	0.3	0	0	1	0	0	0	0.0

Games played: 4
Minutes/game: 1.3

Rebounds/game: 0.3
Turnovers/game: 0.3



2008-09 Mississippi State Basketball
Mississippi State Individual Game-by-Game (as of Dec 12, 2008)
All games

#15 Riley Benock

Opponent	Date	gs	min	Total		3-Pointers		Free throws		Rebounds				pf	a	t/o	blk	stl	pts	avg
				fg-fga	pct	3fg-fga	pct	ft-fga	pct	off	def	tot	avg							
CENTENARY	11-15-08		15	3-3	1.000	1-1	1.000	0-0	.000	0	1	1	1.0	0	2	0	1	3	7	7.0
LOUISIANA-MONROE	11-17-08		12	0-2	.000	0-2	.000	0-0	.000	0	2	2	1.5	2	2	2	0	0	0	3.5
NORTH ALABAMA	11-19-08		13	3-4	.750	2-3	.667	0-0	.000	0	1	1	1.3	4	0	0	0	1	8	5.0
FAIRLEIGH DICKINSON	11-22-08		17	2-4	.500	2-4	.500	0-0	.000	0	1	1	1.3	1	1	0	0	0	6	5.3
at St. Bonaventure	11-25-08		8	2-3	.667	2-3	.667	0-0	.000	1	0	1	1.2	0	0	0	0	1	6	5.4
vs Washington State	11-28-08		10	0-0	.000	0-0	.000	0-0	.000	0	1	1	1.2	0	1	0	0	1	0	4.5
vs Texas Tech	11-29-08		12	0-4	.000	0-2	.000	0-0	.000	1	1	2	1.3	0	0	0	0	1	0	3.9
ALABAMA STATE	12-06-08		6	0-0	.000	0-0	.000	0-0	.000	0	2	2	1.4	0	0	2	0	0	0	3.4
CHARLOTTE	12-10-08		2	0-0	.000	0-0	.000	0-0	.000	0	0	0	1.2	0	0	0	1	0	0	3.0
Totals		0	95	10-20	.500	7-15	.467	0-0	.000	2	9	11	1.2	7	6	4	2	7	27	3.0

Games played: 9
Minutes/game: 10.6
Points/game: 3.0
FG Pct: 50.0
3FG Pct: 46.7

Rebounds/game: 1.2
Assists/game: 0.7
Turnovers/game: 0.4
Assist/turnover ratio: 1.5
Steals/game: 0.8
Blocks/game: 0.2

#20 Taylor Luczak

Opponent	Date	gs	min	Total		3-Pointers		Free throws		Rebounds				pf	a	t/o	blk	stl	pts	avg
				fg-fga	pct	3fg-fga	pct	ft-fga	pct	off	def	tot	avg							
CENTENARY	11-15-08		2	0-0	.000	0-0	.000	0-0	.000	0	0	0	0.0	0	0	0	0	0	0	0.0
LOUISIANA-MONROE	11-17-08		1	1-1	1.000	0-0	.000	0-0	.000	0	0	0	0.0	0	0	0	0	0	2	1.0
NORTH ALABAMA	11-19-08		2	0-0	.000	0-0	.000	0-0	.000	0	0	0	0.0	0	0	0	0	0	0	0.7
Totals		0	5	1-1	1.000	0-0	.000	0-0	.000	0	0	0	0.0	0	0	0	0	0	2	0.7

Games played: 3
Minutes/game: 1.7
Points/game: 0.7
FG Pct: 100.0

#22 Barry Stewart

Opponent	Date	gs	min	Total		3-Pointers		Free throws		Rebounds				pf	a	t/o	blk	stl	pts	avg
				fg-fga	pct	3fg-fga	pct	ft-fga	pct	off	def	tot	avg							
CENTENARY	11-15-08	*	23	4-8	.500	2-4	.500	3-4	.750	1	2	3	3.0	3	1	4	0	4	13	13.0
LOUISIANA-MONROE	11-17-08	*	26	6-9	.667	3-6	.500	2-4	.500	0	1	1	2.0	3	1	3	1	1	17	15.0
NORTH ALABAMA	11-19-08	*	22	5-8	.625	3-5	.600	3-4	.750	0	2	2	2.0	2	0	2	0	1	16	15.3
FAIRLEIGH DICKINSON	11-22-08	*	23	4-9	.444	2-5	.400	2-4	.500	0	2	2	2.0	1	2	0	0	1	12	14.5
at St. Bonaventure	11-25-08	*	32	1-9	.111	1-4	.250	0-0	.000	0	3	3	2.2	3	4	3	0	1	3	12.2
vs Washington State	11-28-08	*	30	3-10	.300	2-5	.400	2-2	1.000	0	2	2	2.2	3	0	3	1	1	10	11.8
vs Texas Tech	11-29-08	*	28	2-8	.250	0-5	.000	1-4	.250	1	3	4	2.4	4	1	0	2	0	5	10.9
ALABAMA STATE	12-06-08	*	34	3-9	.333	1-4	.250	1-3	.333	2	3	5	2.8	2	5	1	0	1	8	10.5
CHARLOTTE	12-10-08	*	38	3-15	.200	0-8	.000	4-4	1.000	2	4	6	3.1	1	0	2	0	0	10	10.4
Totals		9	256	31-85	.365	14-46	.304	18-29	.621	6	22	28	3.1	22	14	18	4	10	94	10.4

Games played: 9
Minutes/game: 28.4
Points/game: 10.4
FG Pct: 36.5
3FG Pct: 30.4
FT Pct: 62.1

Rebounds/game: 3.1
Assists/game: 1.6
Turnovers/game: 2.0
Assist/turnover ratio: 0.8
Steals/game: 1.1
Blocks/game: 0.4



2008-09 Mississippi State Basketball
Mississippi State Individual Game-by-Game (as of Dec 12, 2008)
All games

#24 Kodi Augustus

Opponent	Date	gs	min	Total		3-Pointers		Free throws		Rebounds				pf	a	t/o	blk	stl	pts	avg
				fg-fga	pct	3fg-fga	pct	ft-fga	pct	off	def	tot	avg							
CENTENARY	11-15-08	*	17	2-3	.667	0-0	.000	2-2	1.000	0	3	3	3.0	2	2	1	2	1	6	6.0
LOUISIANA-MONROE	11-17-08	*	21	4-5	.800	1-1	1.000	3-3	1.000	3	5	8	5.5	2	2	0	0	1	12	9.0
NORTH ALABAMA	11-19-08	*	22	3-5	.600	0-2	.000	2-2	1.000	3	4	7	6.0	1	0	3	1	0	8	8.7
FAIRLEIGH DICKINSON	11-22-08	*	15	3-3	1.000	0-0	.000	0-0	.000	1	5	6	6.0	5	1	3	1	1	6	8.0
at St. Bonaventure	11-25-08	*	19	2-6	.333	0-1	.000	0-1	.000	3	3	6	6.0	4	1	2	0	0	4	7.2
vs Washington State	11-28-08	*	27	2-7	.286	1-3	.333	5-6	.833	0	4	4	5.7	2	0	0	1	0	10	7.7
vs Texas Tech	11-29-08	*	25	6-12	.500	0-2	.000	4-5	.800	5	4	9	6.1	3	0	3	0	1	16	8.9
ALABAMA STATE	12-06-08	*	20	0-4	.000	0-0	.000	4-4	1.000	0	1	1	5.5	0	0	1	0	0	4	8.3
CHARLOTTE	12-10-08	*	10	0-4	.000	0-1	.000	0-0	.000	2	3	5	5.4	1	0	1	1	0	0	7.3
Totals		9	176	22-49	.449	2-10	.200	20-23	.870	17	32	49	5.4	20	6	14	6	4	66	7.3

Games played: 9
Minutes/game: 19.6
Points/game: 7.3
FG Pct: 44.9
3FG Pct: 20.0
FT Pct: 87.0

Rebounds/game: 5.4
Assists/game: 0.7
Turnovers/game: 1.6
Assist/turnover ratio: 0.4
Steals/game: 0.4
Blocks/game: 0.7

#25 Phil Turner

Opponent	Date	gs	min	Total		3-Pointers		Free throws		Rebounds				pf	a	t/o	blk	stl	pts	avg
				fg-fga	pct	3fg-fga	pct	ft-fga	pct	off	def	tot	avg							
CENTENARY	11-15-08		15	1-4	.250	0-3	.000	0-0	.000	2	3	5	5.0	3	2	3	0	0	2	2.0
LOUISIANA-MONROE	11-17-08		14	1-3	.333	0-1	.000	1-2	.500	0	2	2	3.5	1	4	2	0	0	3	2.5
NORTH ALABAMA	11-19-08		16	2-4	.500	2-3	.667	2-2	1.000	0	4	4	3.7	0	1	1	1	3	8	4.3
FAIRLEIGH DICKINSON	11-22-08		11	3-4	.750	1-1	1.000	1-2	.500	0	2	2	3.3	3	1	2	0	1	8	5.3
at St. Bonaventure	11-25-08		14	1-4	.250	0-1	.000	4-4	1.000	3	0	3	3.2	0	3	1	0	0	6	5.4
vs Washington State	11-28-08		10	2-3	.667	1-1	1.000	0-0	.000	0	4	4	3.3	2	0	1	0	0	5	5.3
vs Texas Tech	11-29-08		8	1-2	.500	0-0	.000	0-0	.000	0	1	1	3.0	0	0	1	1	0	2	4.9
ALABAMA STATE	12-06-08		5	0-0	.000	0-0	.000	0-0	.000	0	2	2	2.9	0	1	1	0	0	0	4.3
CHARLOTTE	12-10-08		8	1-2	.500	1-2	.500	2-2	1.000	0	3	3	2.9	2	0	1	0	2	5	4.3
Totals		0	101	12-26	.462	5-12	.417	10-12	.833	5	21	26	2.9	11	12	13	2	6	39	4.3

Games played: 9
Minutes/game: 11.2
Points/game: 4.3
FG Pct: 46.2
3FG Pct: 41.7
FT Pct: 83.3

Rebounds/game: 2.9
Assists/game: 1.3
Turnovers/game: 1.4
Assist/turnover ratio: 0.9
Steals/game: 0.7
Blocks/game: 0.2

#32 Jarvis Varnado

Opponent	Date	gs	min	Total		3-Pointers		Free throws		Rebounds				pf	a	t/o	blk	stl	pts	avg
				fg-fga	pct	3fg-fga	pct	ft-fga	pct	off	def	tot	avg							
CENTENARY	11-15-08	*	25	3-6	.500	0-0	.000	3-5	.600	4	7	11	11.0	1	1	2	7	1	9	9.0
LOUISIANA-MONROE	11-17-08	*	27	1-4	.250	0-0	.000	0-1	.000	3	8	11	11.0	1	1	3	9	0	2	5.5
NORTH ALABAMA	11-19-08	*	22	6-7	.857	0-0	.000	4-4	1.000	1	13	14	12.0	1	0	3	7	0	16	9.0
FAIRLEIGH DICKINSON	11-22-08	*	24	5-9	.556	0-0	.000	4-7	.571	5	11	16	13.0	2	1	0	8	0	14	10.3
at St. Bonaventure	11-25-08	*	34	7-12	.583	0-0	.000	5-7	.714	5	7	12	12.8	3	0	3	6	0	19	12.0
vs Washington State	11-28-08	*	25	1-3	.333	0-0	.000	0-2	.000	2	3	5	11.5	0	1	3	4	0	2	10.3
vs Texas Tech	11-29-08	*	27	4-6	.667	0-0	.000	3-4	.750	2	8	10	11.3	3	1	1	4	0	11	10.4
ALABAMA STATE	12-06-08	*	32	10-13	.769	0-0	.000	2-4	.500	5	4	9	11.0	2	1	2	8	2	22	11.9
CHARLOTTE	12-10-08	*	36	3-7	.429	0-0	.000	2-6	.333	2	7	9	10.8	1	3	3	3	0	8	11.4
Totals		9	252	40-67	.597	0-0	.000	23-40	.575	29	68	97	10.8	14	9	20	56	3	103	11.4

Games played: 9
Minutes/game: 28.0
Points/game: 11.4
FG Pct: 59.7
FT Pct: 57.5

Rebounds/game: 10.8
Assists/game: 1.0
Turnovers/game: 2.2
Assist/turnover ratio: 0.5
Steals/game: 0.3
Blocks/game: 6.2



2008-09 Mississippi State Basketball
Mississippi State Individual Game-by-Game (as of Dec 12, 2008)
All games

#33 Brandon Bolen

Opponent	Date	gs	min	Total		3-Pointers		Free throws		Rebounds				pf	a	t/o	blk	stl	pts	avg
				fg-fga	pct	3fg-fga	pct	ft-fa	pct	off	def	tot	avg							
CENTENARY	11-15-08		2	0-0	.000	0-0	.000	0-0	.000	0	0	0	0.0	0	0	0	0	0	0	0.0
LOUISIANA-MONROE	11-17-08		2	0-0	.000	0-0	.000	0-0	.000	0	0	0	0.0	0	0	0	0	0	0	0.0
NORTH ALABAMA	11-19-08		4	1-1	1.000	0-0	.000	0-0	.000	0	0	0	0.0	0	0	0	0	1	2	0.7
FAIRLEIGH DICKINSON	11-22-08		2	0-0	.000	0-0	.000	0-0	.000	0	0	0	0.0	0	0	0	0	0	0	0.5
Totals		0	10	1-1	1.000	0-0	.000	0-0	.000	0	0	0	0.0	0	0	0	0	1	2	0.5

Games played: 4
Minutes/game: 2.5
Points/game: 0.5
FG Pct: 100.0

Steals/game: 0.3

#45 Elgin Bailey

Opponent	Date	gs	min	Total		3-Pointers		Free throws		Rebounds				pf	a	t/o	blk	stl	pts	avg
				fg-fga	pct	3fg-fga	pct	ft-fa	pct	off	def	tot	avg							
CENTENARY	11-15-08		16	4-11	.364	0-0	.000	2-4	.500	2	1	3	3.0	1	0	0	3	1	10	10.0
LOUISIANA-MONROE	11-17-08		17	3-7	.429	0-0	.000	1-1	1.000	3	6	9	6.0	1	1	3	2	1	7	8.5
NORTH ALABAMA	11-19-08		16	2-4	.500	0-0	.000	6-8	.750	1	4	5	5.7	1	2	4	3	2	10	9.0
FAIRLEIGH DICKINSON	11-22-08		17	2-2	1.000	0-0	.000	3-6	.500	0	4	4	5.3	5	0	2	3	0	7	8.5
at St. Bonaventure	11-25-08		6	0-1	.000	0-0	.000	0-0	.000	0	1	1	4.4	2	0	2	1	0	0	6.8
vs Washington State	11-28-08		15	1-3	.333	0-0	.000	0-1	.000	1	2	3	4.2	2	0	1	1	2	2	6.0
vs Texas Tech	11-29-08		13	1-3	.333	0-0	.000	1-4	.250	2	1	3	4.0	1	0	1	2	0	3	5.6
ALABAMA STATE	12-06-08		8	1-4	.250	0-0	.000	0-0	.000	1	0	1	3.6	1	0	0	1	0	2	5.1
CHARLOTTE	12-10-08		6	1-2	.500	0-0	.000	2-2	1.000	0	2	2	3.4	1	0	1	0	1	4	5.0
Totals		0	114	15-37	.405	0-0	.000	15-26	.577	10	21	31	3.4	15	3	14	16	7	45	5.0

Games played: 9
Minutes/game: 12.7
Points/game: 5.0
FG Pct: 40.5
FT Pct: 57.7

Rebounds/game: 3.4
Assists/game: 0.3
Turnovers/game: 1.6
Assist/turnover ratio: 0.2
Steals/game: 0.8
Blocks/game: 1.8

#TM TEAM

Opponent	Date	gs	min	Total		3-Pointers		Free throws		Rebounds				pf	a	t/o	blk	stl	pts	avg
				fg-fga	pct	3fg-fga	pct	ft-fa	pct	off	def	tot	avg							
CENTENARY	11-15-08		0	0-0	.000	0-0	.000	0-0	.000	0	4	4	4.0	0	0	0	0	0	0	0.0
LOUISIANA-MONROE	11-17-08		0	0-0	.000	0-0	.000	0-0	.000	1	5	6	5.0	0	0	0	0	0	0	0.0
NORTH ALABAMA	11-19-08		0	0-0	.000	0-0	.000	0-0	.000	3	3	6	5.3	0	0	0	0	0	0	0.0
FAIRLEIGH DICKINSON	11-22-08		0	0-0	.000	0-0	.000	0-0	.000	1	1	2	4.5	0	0	0	0	0	0	0.0
at St. Bonaventure	11-25-08		0	0-0	.000	0-0	.000	0-0	.000	2	2	4	4.4	0	0	0	0	0	0	0.0
vs Washington State	11-28-08		0	0-0	.000	0-0	.000	0-0	.000	1	2	3	4.2	0	0	0	0	0	0	0.0
vs Texas Tech	11-29-08		0	0-0	.000	0-0	.000	0-0	.000	0	1	1	3.7	0	0	0	0	0	0	0.0
ALABAMA STATE	12-06-08		0	0-0	.000	0-0	.000	0-0	.000	3	1	4	3.8	0	0	0	0	0	0	0.0
CHARLOTTE	12-10-08		0	0-0	.000	0-0	.000	0-0	.000	2	1	3	3.7	0	0	0	0	0	0	0.0
Totals		0	0	0-0	.000	0-0	.000	0-0	.000	13	20	33	3.7	0	0	0	0	0	0	0.0

Games played: 9

Rebounds/game: 3.7



2008 Mississippi State Basketball Season (Dec 12, 2008)

Individual Career History

Kodi Augustus

			Total		3-Point		F-Throws		Rebounds											Scoring	
Season	gp-gs	min/avg	fg-fga	pct	fg-fga	pct	ft-fta	pct	off	def	tot	avg	pf	fo	ast	to	blk	stl	pts	avg	
2007-08	11-0	52/4.7	5-13	.385	2-7	.286	4-7	.571	3	9	12	1.1	8	0	2	7	3	1	16	1.5	
2008-09	9-9	176/19.6	22-49	.449	2-10	.200	20-23	.870	17	32	49	5.4	20	1	6	14	6	4	66	7.3	
TOTAL	20-9	228/11.4	27-62	.435	4-17	.235	24-30	.800	20	41	61	3.1	28	1	8	21	9	5	82	4.1	

Elgin Bailey

			Total		3-Point		F-Throws		Rebounds											Scoring	
Season	gp-gs	min/avg	fg-fga	pct	fg-fga	pct	ft-fta	pct	off	def	tot	avg	pf	fo	ast	to	blk	stl	pts	avg	
2007-08	31-0	212/6.8	18-38	.474	0-0	.000	16-41	.390	20	26	46	1.5	43	0	1	16	8	4	52	1.7	
2008-09	9-0	114/12.7	15-37	.405	0-0	.000	15-26	.577	10	21	31	3.4	15	1	3	14	16	7	45	5.0	
TOTAL	40-0	326/8.2	33-75	.440	0-0	.000	31-67	.463	30	47	77	1.9	58	1	4	30	24	11	97	2.4	

Twany Beckham

			Total		3-Point		F-Throws		Rebounds											Scoring	
Season	gp-gs	min/avg	fg-fga	pct	fg-fga	pct	ft-fta	pct	off	def	tot	avg	pf	fo	ast	to	blk	stl	pts	avg	
2008-09	6-0	67/11.2	8-14	.571	0-0	.000	5-11	.455	1	5	6	1.0	4	0	9	4	0	3	21	3.5	
TOTAL	6-0	67/11.2	8-14	.571	0-0	.000	5-11	.455	1	5	6	1.0	4	0	9	4	0	3	21	3.5	

Riley Benock

			Total		3-Point		F-Throws		Rebounds											Scoring	
Season	gp-gs	min/avg	fg-fga	pct	fg-fga	pct	ft-fta	pct	off	def	tot	avg	pf	fo	ast	to	blk	stl	pts	avg	
2007-08	28-0	228/8.1	15-37	.405	14-33	.424	5-8	.625	2	17	19	0.7	16	0	22	16	4	4	49	1.8	
2008-09	9-0	95/10.6	10-20	.500	7-15	.467	0-0	.000	2	9	11	1.2	7	0	6	4	2	7	27	3.0	
TOTAL	37-0	323/8.7	25-57	.439	21-48	.438	5-8	.625	4	26	30	0.8	23	0	28	20	6	11	76	2.1	

Brandon Bolen

			Total		3-Point		F-Throws		Rebounds											Scoring	
Season	gp-gs	min/avg	fg-fga	pct	fg-fga	pct	ft-fta	pct	off	def	tot	avg	pf	fo	ast	to	blk	stl	pts	avg	
2007-08	9-0	12/1.3	0-2	.000	0-1	.000	1-2	.500	1	3	4	0.4	1	0	0	3	0	0	1	0.1	
2008-09	4-0	10/2.5	1-1	1.000	0-0	.000	0-0	.000	0	0	0	0.0	0	0	0	0	0	1	2	0.5	
TOTAL	13-0	22/1.7	1-3	.333	0-1	.000	1-2	.500	1	3	4	0.3	1	0	0	3	0	1	3	0.2	

Dee Bost

			Total		3-Point		F-Throws		Rebounds											Scoring	
Season	gp-gs	min/avg	fg-fga	pct	fg-fga	pct	ft-fta	pct	off	def	tot	avg	pf	fo	ast	to	blk	stl	pts	avg	
2008-09	9-9	237/26.3	24-75	.320	14-37	.378	29-41	.707	5	20	25	2.8	26	1	41	29	0	13	91	10.1	
TOTAL	9-9	237/26.3	24-75	.320	14-37	.378	29-41	.707	5	20	25	2.8	26	1	41	29	0	13	91	10.1	

Rod Bryant

			Total		3-Point		F-Throws		Rebounds											Scoring	
Season	gp-gs	min/avg	fg-fga	pct	fg-fga	pct	ft-fta	pct	off	def	tot	avg	pf	fo	ast	to	blk	stl	pts	avg	
2007-08	5-0	5/1.0	2-3	.667	0-0	.000	0-1	.000	0	1	1	0.2	0	0	0	1	0	0	4	0.8	
TOTAL	5-0	5/1.0	2-3	.667	0-0	.000	0-1	.000	0	1	1	0.2	0	0	0	1	0	0	4	0.8	

Christopher Gay

			Total		3-Point		F-Throws		Rebounds											Scoring	
Season	gp-gs	min/avg	fg-fga	pct	fg-fga	pct	ft-fta	pct	off	def	tot	avg	pf	fo	ast	to	blk	stl	pts	avg	
2008-09	4-0	5/1.3	0-0	.000	0-0	.000	0-0	.000	0	1	1	0.3	0	0	0	1	0	0	0	0.0	
TOTAL	4-0	5/1.3	0-0	.000	0-0	.000	0-0	.000	0	1	1	0.3	0	0	0	1	0	0	0	0.0	



2008 Mississippi State Basketball Season (Dec 12, 2008)

Individual Career History

Jacquiese Holcombe

			Total		3-Point		F-Throws		Rebounds											Scoring	
Season	gp-gs	min/avg	fg-fga	pct	fg-fga	pct	ft-fta	pct	off	def	tot	avg	pf	fo	ast	to	blk	stl	pts	avg	
2008-09	5-0	64/12.8	6-12	.500	0-4	.000	4-5	.800	5	5	10	2.0	8	0	1	7	0	1	16	3.2	
TOTAL	5-0	64/12.8	6-12	.500	0-4	.000	4-5	.800	5	5	10	2.0	8	0	1	7	0	1	16	3.2	

Brian Johnson

			Total		3-Point		F-Throws		Rebounds											Scoring	
Season	gp-gs	min/avg	fg-fga	pct	fg-fga	pct	ft-fta	pct	off	def	tot	avg	pf	fo	ast	to	blk	stl	pts	avg	
2007-08	33-0	316/9.6	30-48	.625	0-2	.000	17-22	.773	34	39	73	2.2	37	0	8	35	12	14	77	2.3	
TOTAL	33-0	316/9.6	30-48	.625	0-2	.000	17-22	.773	34	39	73	2.2	37	0	8	35	12	14	77	2.3	

Ravern Johnson

			Total		3-Point		F-Throws		Rebounds											Scoring	
Season	gp-gs	min/avg	fg-fga	pct	fg-fga	pct	ft-fta	pct	off	def	tot	avg	pf	fo	ast	to	blk	stl	pts	avg	
2007-08	29-0	187/6.4	31-65	.477	7-24	.292	4-10	.400	10	20	30	1.0	10	0	10	12	4	3	73	2.5	
2008-09	9-9	256/28.4	38-78	.487	21-42	.500	9-12	.750	12	27	39	4.3	14	0	10	19	8	3	106	11.8	
TOTAL	38-9	443/11.7	69-143	.483	28-66	.424	13-22	.591	22	47	69	1.8	24	0	20	31	12	6	179	4.7	

Taylor Luczak

			Total		3-Point		F-Throws		Rebounds											Scoring	
Season	gp-gs	min/avg	fg-fga	pct	fg-fga	pct	ft-fta	pct	off	def	tot	avg	pf	fo	ast	to	blk	stl	pts	avg	
2008-09	3-0	5/1.7	1-1	1.000	0-0	.000	0-0	.000	0	0	0	0.0	0	0	0	0	0	0	2	0.7	
TOTAL	3-0	5/1.7	1-1	1.000	0-0	.000	0-0	.000	0	0	0	0.0	0	0	0	0	0	0	2	0.7	

Romero Osby

			Total		3-Point		F-Throws		Rebounds											Scoring	
Season	gp-gs	min/avg	fg-fga	pct	fg-fga	pct	ft-fta	pct	off	def	tot	avg	pf	fo	ast	to	blk	stl	pts	avg	
2008-09	9-0	162/18.0	20-44	.455	2-9	.222	28-36	.778	8	32	40	4.4	20	1	7	11	3	4	70	7.8	
TOTAL	9-0	162/18.0	20-44	.455	2-9	.222	28-36	.778	8	32	40	4.4	20	1	7	11	3	4	70	7.8	

Barry Stewart

			Total		3-Point		F-Throws		Rebounds											Scoring	
Season	gp-gs	min/avg	fg-fga	pct	fg-fga	pct	ft-fta	pct	off	def	tot	avg	pf	fo	ast	to	blk	stl	pts	avg	
2006-07	35-0	848/24.2	96-240	.400	68-174	.391	82-107	.766	28	83	111	3.2	51	0	43	27	5	32	342	9.8	
2007-08	34-34	1214/35.7	129-337	.383	62-186	.333	71-102	.696	46	111	157	4.6	80	2	88	78	4	44	391	11.5	
2008-09	9-9	256/28.4	31-85	.365	14-46	.304	18-29	.621	6	22	28	3.1	22	0	14	18	4	10	94	10.4	
TOTAL	78-43	2318/29.7	256-662	.387	144-406	.355	171-238	.718	80	216	296	3.8	153	2	145	123	13	86	827	10.6	

Phil Turner

			Total		3-Point		F-Throws		Rebounds											Scoring	
Season	gp-gs	min/avg	fg-fga	pct	fg-fga	pct	ft-fta	pct	off	def	tot	avg	pf	fo	ast	to	blk	stl	pts	avg	
2007-08	30-11	498/16.6	41-124	.331	24-79	.304	15-27	.556	18	66	84	2.8	43	1	25	28	10	26	121	4.0	
2008-09	9-0	101/11.2	12-26	.462	5-12	.417	10-12	.833	5	21	26	2.9	11	0	12	13	2	6	39	4.3	
TOTAL	39-11	599/15.4	53-150	.353	29-91	.319	25-39	.641	23	87	110	2.8	54	1	37	41	12	32	160	4.1	

Jarvis Varnado

			Total		3-Point		F-Throws		Rebounds											Scoring	
Season	gp-gs	min/avg	fg-fga	pct	fg-fga	pct	ft-fta	pct	off	def	tot	avg	pf	fo	ast	to	blk	stl	pts	avg	
2006-07	35-13	473/13.5	75-116	.647	0-1	.000	24-45	.533	61	85	146	4.2	74	1	11	19	67	12	174	5.0	
2007-08	34-34	968/28.5	109-170	.641	1-2	.500	50-100	.500	75	189	264	7.8	99	5	18	41	157	18	269	7.9	
2008-09	9-9	252/28.0	40-67	.597	0-0	.000	23-40	.575	29	68	97	10.8	14	0	9	20	56	3	103	11.4	
TOTAL	78-56	1693/21.7	224-353	.635	1-3	.333	97-185	.524	165	342	507	6.5	187	6	38	80	280	33	546	7.0	