



Mississippi State Bulldogs (6-2)

vs.

East Tennessee St. Buccaneers (7-2)

Basketball Media Relations

55 Bailey Howell Drive, Mississippi State, MS 39762

GREGG ELLIS, Primary Contact

(W) 662.325.3595 | (C) 662.322.0145 | gellis@athletics.msstate.edu

Twitter: @msusportsgregg & @HailStateMBK | www.hailstate.com

MORGAN MACGUIRE, Secondary Contact

(C) 719.660.2039 | mmacguire@athletics.msstate.edu

Twitter: @morgsmac

SERIES INFORMATION

Series: ETSU leads, 2-1

Home: Tied, 1-1

Away: N/A

Neutral: 1-0, ETSU

Last Meeting: ETSU, 63-62 (12-11-10)

Mississippi State Coach: Ben Howland

MSU Record: 20-19, 2nd year

Career Record: 421-224, 21st year

East Tennessee State Coach: Steve Forbes

ETSU Record: 31-14, 2nd year

Career Record: 197-74, 10th year



GAME INFORMATION

When: Wednesday, Dec. 14, 2016

Time: 7 p.m. CT

Location: Starkville, MS

Arena: Humphrey Coliseum

TV: SEC Network

PxP: Mike Morgan

Analyst: Antoine Walker

Sideline: NA

MSU Radio Network:

PxP: Jim Ellis

Analyst: Richard Williams

Sirius/XM: 126/190

Projected Starting 5



11 Quinndary Weatherspoon

6-4 | 205 | So. | G
Canton, MS

PPG: _____ 18.3

RPG: _____ 4.5

FG%: _____ 50.0

FT%: _____ 86.2



15 I.J. Ready

5-11 | 166 | Sr. | G
Rixey, AR

PPG: _____ 12.1

APG: _____ 5.1

FG%: _____ 46.8

FT%: _____ 73.9



23 Tyson Carter

6-4 | 164 | Fr. | G
Starkville, MS

PPG: _____ 10.6

RPG: _____ 2.8

FG%: _____ 34.2

FT%: _____ 86.4



4 Mario Kegler

6-7 | 230 | Fr. | G
Jackson, MS

PPG: _____ 10.1

RPG: _____ 4.6

FG%: _____ 40.8

FT%: _____ 78.6



35 Aric Holman

6-10 | 222 | So. | F
Owensboro, KY

PPG: _____ 10.5

RPG: _____ 6.1

FG%: _____ 53.3

FT%: _____ 75.0

WHAT TO NOTE AS MSU PLAYS EAST TENNESSEE STATE . . .

- **Quinndary Weatherspoon** is now 19 points shy of 500 for his career.
- After shooting just 16.7 percent from the foul line last season as a freshman, sophomore forward **Aric Holman** has improved dramatically early on, draining 18 of his 24 attempts (.750).
- In its last outing against Georgia State, MSU made a season-high 13 3-pointers, its most since draining 15 against North Carolina A&T on 12-12-10.
- The 22-point margin of defeat was also the largest this year.
- In addition, the game produced career high in points for **Lamar Peters** (24), **Mario Kegler** (16) and **Schneider Herard** (8).
- MSU is 42-13 against the 10 teams that currently comprise the Southern Conference. Samford (25-6) is the team the Bulldogs have played the most, while Western Carolina is last foe MSU played (a 66-56 win on Nov. 17, 2015).
- Mississippi State is looking for its first 7-2 start since opening the 2013-14 campaign 9-2.
- **I.J. Ready** is now 234 points shy of becoming the 37th player in MSU history to score 1,000 for a career. He also needs just 11 assists to move into the MSU all-time Top 10. In addition, he is 14 steals shy of moving in the MSU Top 10 record book.
- In his last four games, **I.J. Ready** has dished out 21 assists and collected 12 steals while turning the ball over just 10 times. He's fourth in the SEC with a 2.7 turnover/assist ratio, 62nd nationally.
- According to KenPom.com, Mississippi State is the least experienced team (.71) out of all 351 Division I programs.
- The Bulldogs are looking for their first four-game winning streak under **Ben Howland**.
- When is Mississippi State successful? When shooting 45 percent or better (5-0), outrebounding foes (5-0), dishing out more assists (6-0) and winning or being tied at the half (6-0).
- MSU is second in the SEC and 19th nationally with its .772 free throw percentage.
- Of current SEC players, **I.J. Ready** is 10th with 766 points, third with 125 steals and fourth with 315 assists. He reached the 300 mark with assists against Northwestern State.

2016-17 MISSISSIPPI STATE SCHEDULE/RESULTS

NOVEMBER

11	NORFOLK STATE (SECN+)	W, 78-74
	<i>CHARLESTON CLASSIC</i>	
17	vs. Central Florida (ESPN2)	L, 86-61
18	vs. Boise State (ESPN3)	W, 80-68
20	vs. UTEP (ESPN3)	W, 61-54
25	LEHIGH (SECN+)	L, 87-73
28	NORTHWESTERN STATE (SECN)	W, 65-59

DECEMBER

1	OREGON STATE (ESPNU)	W, 74-57
4	GEORGIA STATE (SECN+)	W, 82-60
14	ETSU (SECN)	7 p.m.
19	Southern Miss (ESPNU) ^	8 p.m.
22	MOREHEAD STATE (SECN)	6 p.m.
29	UMKC (SECN+)	7 p.m.

JANUARY

3	ALABAMA (SECN)	7:30 p.m.
7	at LSU (SECN)	2:30 p.m.
10	at Arkansas (SECN)	8 p.m.
14	TEXAS A&M (CBS)	12 p.m.
17	KENTUCKY (ESPN)	6 p.m.
21	at Tennessee (SECN)	5 p.m.
25	MISSOURI (SECN)	6 p.m.
28	at Alabama (SECN)	5 p.m.
31	at Ole Miss (SECN)	6 p.m.

FEBRUARY

4	TENNESSEE (SECN)	2:30 p.m.
7	at Auburn (SECN)	8 p.m.
11	SOUTH CAROLINA (ESPN2)	7 p.m.
14	at Georgia (ESPNU)	8 p.m.

18	FLORIDA (ESPN/2)	1 p.m.
21	OLE MISS (ESPN2)	8 p.m.
25	at Vanderbilt (ESPNU)	3 p.m.
28	at South Carolina (ESPNU)	6 p.m.

MARCH

4	LSU (SECN)	5 p.m.
	<i>2017 SEC Tournament</i>	
8-12	SEC Tournament (SECN, ESPNU, ABC)	TBA

^ - Jackson, Miss (Mississippi Coliseum)

! - Nashville (Bridgestone Arena)

2016-17 MISSISSIPPI STATE NUMERICAL ROSTER

No.	Name	Pos.	Ht.	Wt.	Yr.	Exp.	Hometown
1	Lamar Peters	G	6-0	188	Fr.	HS	New Orleans, LA (Landry-Walker HS)
2	Eli Wright	G	6-4	203	Fr.	HS	Owensboro, KY (22 Feet Academy)
3	Xavian Stapleton	G	6-6	207	So.	TR	Flora, MS (Louisiana Tech)
4	Mario Kegler	G	6-7	220	Fr.	HS	Jackson, MS (Oak Hill Academy)
5	Joe Strugg	F	6-9	196	RFr.	HS	Montgomery, AL (G.W. Carver HS)
11	Quinnndary Weatherspoon	G	6-4	205	So.	1L	Canton, MS (Velma Jackson HS)
12	Drew Davis	G	5-10	172	Jr.	HS	Atlanta, GA (Ft. Walton Beach HS)
13	Nick Singleton	G	6-5	194	So.	TR	Decatur, GA (Kennesaw State)
15	I.J. Ready	G	5-11	166	Sr.	3L	Rixey, AR (Park View Magnet)
20	Miles Washington	C	6-7	202	Fr.	HS	New Albany, MS (New Albany HS)
23	Tyson Carter	G	6-4	167	Fr.	HS	Starkville, MS (Starkville HS)
34	Schnider Herard	F	6-10	250	Fr.	HS	Port-au-Prince (Prestonwood Christian)
35	Aric Holman	F	6-10	222	So.	1L	Owensboro, KY (Owensboro HS)
45	E.J. Datcher	C	6-9	240	Fr.	HS	Harpersville, AL (Vincent HS)

Head Coach: Ben Howland (Weber State, 1979; 2nd year)
Assistant Coaches: George Brooks (Mississippi State, 1997; 7th year)
 Korey McCray (Mercer, 2001; 2nd year)
 Ernie Zeigler (Cleary College, 1994; 2nd year)
Director of Basketball Operations: Michael Moynihan
Director of Basketball Performance: David Deets
Graduate Assistant Coaches: Alfred Aboya
 Bo Rodriguez
VIDEO: Jalen Courtney
TRAINER: Ryan Dotson

PRONUNCIATION GUIDE

ARIC HOLEMAN: ERIC
 QUINNNDARY WEATHERSPOON: QUINN-DARE-EE
 XAVIAN STAPLETON: ZAY-VEE-AWN

GENERAL INFORMATION

Location: Starkville, MS
 Founded: February 28, 1878
 Enrollment: 21,622
 Conference: SEC
 Nickname: Bulldogs
 Colors: Maroon & White
 Arena: Humphrey Coliseum (10,500)
 President: Dr. Mark E. Keenum
 Athletics Director: John Cohen
 Web Site: www.hailstate.com
 Twitter: @HailStateMBK
 Hashtag: #HailState

BASKETBALL HISTORY

First Year of Basketball: 1908-09
 All-Time Record: 1,367-1,161/105 years
 All-Time SEC Record: 571-749
 Total Number of Head Coaches: 20
 Humphrey Coliseum Record: 422-172
 20-Win Seasons: 17
 NCAA Tournament Appearances: 10 (11-10)
 NCAA Tournament Final Fours: 1 (1996)
 NIT Appearances: 8 (7-8)
 NIT Final Fours: 1 (2007)
 SEC Championships: 6
 (2004, 1991, 1963, 1962, 1961, 1959)
 SEC Tournament Championships: 3
 (2009, 2002 and 1996)
 SEC Tournament Record: 29-53
 SEC Western Division Titles: 7
 (2010, 2008, 2007, 2004, 2003, 1996, 1995)

TEAM INFORMATION

2015-16 Overall Record 14-17
 2015-16 SEC Record 7-11, 11th
 National Ranking: n/a
 Starters Returning/Lost: 2/3
 Letterwinners Returning/Lost: 3/10
 Newcomers: 12
 Roster (Sr./Jr./So./Fr.): (1/1/4/9)

MEDIA INFORMATION

Credentials

■Media members may obtain both season credentials and game-by-game passes by contacting Gregg Ellis at 662-325-3595.

SEC Teleconference

■The SEC's weekly teleconference is every Monday and will be coordinated through the SEC media relations office. To participate, contact Craig Pinkerton of the SEC at 205-458-3038. Ben Howland is scheduled for 11:17 a.m. CT.



Media On Twitter

Michael Bonner, Clarion Ledger
 @MikeBBonner
 David Brandt, Associated Press
 @davidbrandtAP
 Bob Carskadon, HailState Beat
 @bobcarskadon
 Joel Coleman, Starkville Daily News
 @JoelTColeman
 Robbie Faulk, 24/7 Sports
 @robbiefaulk247
 Paul Jones, 24/7 Sports
 @PJ247Sports
 Logan Lowery, Daily Journal
 @loganlowery
 David Murray, Dawgs' Bite
 @DawgsBiteMag
 Danny P. Smith, Starkville Daily News
 @sdndannyp
 Gene Swindoll, Gene's Page
 @GeneSwindoll
 Ben Wait, Commercial Dispatch
 @bcwait

MISSISSIPPI STATE TV/RADIO ROSTER



1 Lamar Peters
FR | G | 6-0 | 188
New Orleans, LA



2 Eli Wright
FR | G | 6-4 | 203
Owensboro, KY



3 Xavian Stapleton
SO | G | 6-6 | 207
Flora, MS



4 Mario Kegler
FR | G | 6-7 | 220
Jackson, MS



5 Joe Strugg
FR | F | 6-9 | 196
Montgomery, AL



11 Quindary Weatherspoon
SO | G | 6-4 | 205
Canton, MS



12 Drew Davis
JR | G | 5-10 | 172
Atlanta, GA



13 Nick Singleton
SO | G | 6-5 | 194
Decatur, GA



15 I.J. Ready
SR | G | 5-11 | 166
Rixey, AR



20 Miles Washington
FR | C | 6-7 | 202
New Albany, MS



23 Tyson Carter
FR | G | 6-4 | 167
Starkville, MS



34 Schnider Herard
FR | F | 6-10 | 250
Port-Au-Prince, Haiti



35 Aric Holman
SO | F | 6-10 | 222
Owensboro, KY



45 E.J. Datcher
FR | C | 6-9 | 240
Harpersville, AL



Ben Howland
Head Coach
2nd Year



George Brooks
Assistant Coach
7th Year



Corey McCray
Assistant Coach
2nd Year



Ernie Zeigler
Assistant Coach
2nd Year



Michael Moynihan
Director of Operations
1st Year



Jalen Courtney
Video Director
1st Year

TALE OF THE TAPE

2016-17 STATS	PPG	FG%	3FG%	FT%	RB	RBM	A	T	TM	S	B
Mississippi State (6-2)	71.8	43.9	34.8	77.2	33.9	-0.9	11.9	11.5	+3.5	9.0	3.8
East Tennessee State (7-2)	80.2	49.3	38.1	67.1	37.9	+8.3	16.9	14.9	-0.3	7.2	3.3

Leaders	Scoring	Rebounds	Assists	Steals	Blocks
MSU	Weatherspoon, 18.3	Holman, 6.1	Ready, 5.1	Weatherspoon, 2.7	Holman, 1.8
OPP	Comer, 17.4	Glass, 5.4	Bradford, 4.7	Merriweather, 1.4	Mosquera-Perea, 1.3

Last Time Out For East Tennessee St.

- ✓ Lost to Dayton, 75-61.
- ✓ Trailing 37-25 at halftime.
- ✓ Desonta Bradford and David Burrell led ETSU with 12 points each.
- ✓ The Bucs were 20-55 shooting, 7-18 from 3-point range.
- ✓ ETSU lost the battle of the boards, 39-33.
- ✓ Tevin Glass and Desonta Bradford paced the Bucs with 6 rebounds each.
- ✓ ETSU forced 13 turnovers and had 18.

Last Time Out For Mississippi State

- ✓ Defeated Georgia State, 82-60.
- ✓ Lamar Peters paced MSU with 24 points, while Mario Kegler added 16.
- ✓ MSU forced 18 turnovers and had 11.
- ✓ The Bulldogs won the battle of the boards, 38-37.
- ✓ MSU had 17 assists and 9 steals.
- ✓ MSU was 31-66 shooting, 13-34 beyond the arc. GSU was 25-62 shooting and 6-19 from long range.

Series Notes

- ✓ ETSU leads, 2-1
- 1988: MSU, 86-59
- 1989: ETSU, 91-82
- 2011: ETSU, 63-62
- ✓ Most MSU Points, 86
- ✓ Fewest MSU Points, 62
- ✓ Most ETSU Points, 91
- ✓ Fewest ETSU Points, 59

Next 5 For MSU . . .

December 19

Who: Southern Miss
Where: Jackson, MS
Time: 8 p.m.
TV: ESPNU

December 22

Who: Morehead State
Where: Starkville, MS
Time: 6 p.m.
TV: SEC Network

December 29

Who: Missouri-Kansas City
Where: Starkville, MS
Time: 7 p.m.
TV: SEC Network+

January 3

Who: Alabama
Where: Starkville, MS
Time: 7:30 p.m.
TV: SEC Network

January 7

Who: LSU
Where: Baton Rouge, LA
Time: 2:30 p.m.
TV: SEC Network

A LOOK AT THE SEC

2016-17 SEC Standings

	SEC	Overall
Kentucky	0-0 .000	9-1 .900
South Carolina	0-0 .000	8-1 .889
Arkansas	0-0 .000	8-1 .889
Texas A&M	0-0 .000	7-2 .778
Mississippi State	0-0 .000	6-2 .750
Auburn	0-0 .000	6-2 .750
LSU	0-0 .000	6-2 .750
Florida	0-0 .000	7-3 .700
Ole Miss	0-0 .000	6-3 .667
Georgia	0-0 .000	5-3 .625
Missouri	0-0 .000	5-4 .556
Tennessee	0-0 .000	5-4 .556
Alabama	0-0 .000	4-4 .500
Vanderbilt	0-0 .000	5-5 .500

As of December 14, 2016

Upcoming Games

December 14, (Wednesday)

La.-Lafayette at Georgia, 5 p.m.
 ETSU at Mississippi State, 7 p.m.

December 15, (Thursday)

Lipscomb at Tennessee, 6 p.m.
 Murray St. at Ole Miss, 7 p.m.
 USC Upstate at Alabama, 7 p.m.
 Coastal Carolina at Auburn, 8 p.m.

December 17, (Saturday)

Arizona vs. Texas A&M, 11 a.m.
 Texas vs. Arkansas, 1:30 p.m.
 Charleston So. at Georgia, noon
 South Carolina at South Florida, noon
 Eastern Ill. at Missouri, 2:30 p.m.
 Charlotte vs. Florida, 3:30 pm
 North Carolina vs. Kentucky, 4:45 p.m.
 Texas Southern at LSU, 5:00 p.m.
 Chattanooga at Vanderbilt, 7:30 p.m.

Humphrey Coliseum History**First Game:**..... Dec. 1, 1975; MSU 85, Indiana St. 82**Overall Record:**..... 422-172 (.710)**Non-Conference Record:**..... 210-36 (.854)**SEC Record:**..... 212-136 (.609)**Humphrey Coliseum Yearly Records**

Year	Attn.	Avg.	Record (SEC)
1975-76	70,081	5,006	10-4 (5-4)
1976-77	76,232	5,082	11-4 (5-4)
1977-78	72,025	5,540	11-2 (8-1)
1978-79	99,906	7,136	11-3 (7-2)
1979-80	67,209	6,721	6-4 (5-4)
1980-81	48,214	4,018	6-6 (3-6)
1981-82	56,414	4,030	7-7 (3-6)
1982-83	68,416	5,263	11-2 (7-2)
1983-84	61,508	4,393	6-8 (3-6)
1984-85	89,370	6,384	11-3 (7-2)
1985-86	43,927	3,379	4-9 (3-6)
1986-87	40,715	2,908	7-7 (3-6)
1987-88	54,074	4,160	9-4 (5-4)
1988-89	74,344	5,719	9-4 (5-4)
1989-90	74,623	5,740	9-4 (5-4)
1990-91	102,072	7,852	12-1 (8-1)
1991-92	72,142	5,549	8-5 (4-4)
1992-93	61,172	4,706	10-3 (5-3)
1993-94	88,687	6,335	10-4 (5-3)
1994-95	80,681	6,723	11-1 (7-1)
1995-96	97,996	7,538	10-3 (6-2)
1996-97	74,275	5,305	10-4 (5-3)
1997-98	77,954	5,996	7-6 (2-6)
1998-99	70,257	5,018	12-2 (6-2)
1999-00	61,764	4,412	10-4 (4-4)
2000-01	77,654	4,568	13-4 (6-2)
2001-02	79,642	5,689	13-1 (7-1)
2002-03	98,312	7,022	12-2 (7-1)
2003-04	111,940	7,996	12-2 (6-2)
2004-05	103,031	7,925	11-2 (6-2)
2005-06	90,875	5,680	11-5 (5-3)
2006-07	123,736	6,512	16-3 (6-2)
2007-08	106,672	7,111	12-3 (7-1)
2008-09	157,111	8,728	13-5 (5-3)
2009-10	116,919	6,878	13-4 (6-2)
2010-11	97,069	5,710	12-5 (5-3)
2011-12	152,363	8,019	15-4 (6-2)
2012-13	94,092	6,721	7-7 (3-6)
2013-14	123,743	6,875	11-7 (3-6)
2014-15	106,946	6,291	9-8 (3-6)
2015-16	99,338	6,623	10-5 (5-4)
2016-17	31,723	6,345	4-1

Opponent	vs. SEC Opponents					Str.
	GP	W	L	PCT.		
Alabama	40	22	18	.564		L3
Arkansas	24	18	6	.750		W1
Auburn	40	28	12	.700		W6
Florida	28	14	14	.500		L2
Georgia	29	18	12	.600		L4
Kentucky	29	9	20	.310		L4
LSU	29	24	15	.615		W1
Missouri	3	2	1	.667		W1
Ole Miss	41	33	8	.805		W1
S. Carolina	13	10	3	.769		W1
Tennessee	29	14	16	.467		L3
Texas A&M	3	1	2	.333		L1
Vanderbilt	29	20	9	.690		W2

MSU KNOWS HOW TO WIN GAMES AT 'THE HUMP'

Over the course of the last decade, Mississippi State's Humphrey Coliseum has become a difficult venue for opposing teams. Last year, MSU was 10-5, including a 5-1 mark against non-conference foes. This year, MSU is 3-1.

The Bulldogs have compiled a 41-season composite record of 421-172 (.710) at "The Hump" since Mississippi State's basketball facility opened prior to the 1975-76 campaign.

TRACKING MSU'S HOME SUCCESS UNDER BEN HOWLAND

Season	Overall		SEC		Non-SEC	
	Record	Win %	Record	Win %	Record	Win %
2015-16	10-5	.667	5-4	.556	5-1	.833
2016-17	4-1	.800			4-1	.800
Totals	14-6	.700	5-4	.556	9-2	.818

A LOOK AT THE HISTORY OF HUMPHREY COLISEUM**LARGEST CROWDS
AT THE HUMP**

Crowd	Opponent	Date
10,788	Kentucky	2-16-10
10,735	Ole Miss	2-7-04
10,645	Ole Miss	2-23-02
10,541	Florida	1-7-03
10,458	Auburn	3-2-04
10,437	Alabama	2-21-04
10,432	Alabama	3-5-05
10,432	Kentucky	1-13-04
10,429	Ole Miss	2-15-03
10,421	Ole Miss	1-26-08
10,412	Ole Miss	1-13-09
10,364	Ole Miss	2-9-12
10,338	Florida	1-24-07
10,315	Kentucky	1-9-96

**INDIVIDUAL MSU
RECORDS AT THE HUMP**

Most Points Scored
40, Rickey Brown (Auburn, 3-7-77)

Most Rebounds
24, Wiley Peck (Alabama, 1-27-79)

Most Assists
15, Al Perry (Vanderbilt, 1-29-77)

**TEAM MSU
RECORDS AT THE HUMP**

Most Points Scored
123, Troy State (12-5-95)

Most Rebounds
75, Mississippi Valley St. (11-21-00)

Most Consecutive Wins
14, 1-22-03 to 1-10-04

A CLOSER LOOK AT MSU

PRESEASON ALL-SEC & POLL

■ In the preseason polls voted on by the coaches, sophomore guard **Quinnndary Weatherspoon** was tabbed first-team All-SEC. Last March, he earned SEC All-Freshman honors.

The Canton, Miss., native was also a second-team selection by the media.

As a team, the Bulldogs were picked to finish 10th under second-year coach Ben Howland.

Preseason Poll

1. Kentucky
2. Florida
3. Texas A&M
4. Georgia
5. Arkansas
6. Vanderbilt
7. Alabama
8. South Carolina
9. Ole Miss
10. Mississippi State
11. Auburn
12. LSU
13. Tennessee
14. Missouri

NATION'S YOUNGEST TEAM

■ Mississippi State enters the 2016-17 campaign as the least-experienced team in the country (351 total).

- | | |
|----------------------|----------------------|
| 1. Mississippi State | 9. Northern Colorado |
| 2. Illinois-Chicago | 10. Washington |
| 3. Bradley | 11. Harvard |
| 4. St. John's | 12. St. Francis PA |
| 5. Kentucky | 13. Iowa |
| 6. Missouri | 14. Tennessee |
| 7. Bryant | 16. UC Irvine |

HOLMAN'S BLOCK PARTY

■ Against Norfolk State in the season opener, sophomore forward **Aric Holman** totaled 5 blocked shots before having 5 against Northwestern State on Nov. 28.

That was the most by an MSU player since Gavin Ware also had 5 at Loyola-Chicago on Dec. 15, 2012.

LIKE FATHER, LIKE SON

■ In the season-opener against Norfolk State, freshman guard **Tyson Carter** drew the start.

28 years ago, his father, Greg, drew a start on opening day against Christian Brothers as a freshman.

While Tyson poured in 17 points on 6-of-8 shooting with five made 3-pointers, Greg was 5-6 with 10 points.

Tyson's 17 points were the most by a freshman on opening day since that same game his father played, when Chancellor Nichols also totaled 17.

HOWLAND LOOKING TO JOIN ELITE CLUB

■ **Ben Howland** enters his second season at Mississippi State looking to achieve a feat only 12 coaches have ever done, and that's lead four different teams to the NCAA Tournament.

Howland has already guided Northern Arizona, Pittsburgh and UCLA to the Big Dance.

The first 12 coaches to do so are Lon Kruger, Steve Alford, John Beilein, Lefty Driesell, Cliff Ellis, Larry Eustachy, Jim Harrick, Fran McCaffery, Tom Penders, Tubby Smith, Rick Pitino and Ed die Sutton.

WEATHERSPOON REACHES 400

■ In the loss to Central Florida on Nov. 17, **Quinnndary Weatherspoon** scored 19 points to give him 400 for his career.

Through his first 37 games, he now has 481 points.

FRESHMAN SCORING

■ **Tyson Carter** is averaging 10.6 points, the most for a freshman since Jamont Gordon averaged 13.8 in 2005-06.

Right now, that would rank 10th-best all-time. Rickey Brown's average of 19.3 in 1977 is the freshman record.

BULLDOGS SIGN 3

■ Mississippi State took advantage of the early signing period Wednesday and signed three players — two 4-stars and one 3-star — to give MSU its second Top 15 signing class in a row.

Joining MSU next season are guards Nick Weatherspoon (Velma Jackson) of Canton, Miss., and KeyShawn Feazell (Lawrence County) of Monticello, Miss., and forward Garrison Brooks (Auburn High School) of Lafayette, Ala.

Weatherspoon is the younger brother MSU sophomore standout **Quinnndary Weatherspoon**, while Brooks is the son of MSU assistant coach, **George Brooks**.

BROOKS NOTED FOR RECRUITING

■ In this year's Sporting News preseason basketball publication, MSU assistant **George Brooks** was named the second best recruiting in the SEC.

Brooks, a 1996 MSU graduate, has been an assistant with the Bulldogs for seven years after serving as head coach at Meridian Community College.

He's been responsible for signing top talent such as **Quinnndary Weatherspoon**, **Mario Kegler** and Garrison Brooks.

2-1 IN CHARLESTON

■ Mississippi State posted a 2-1 ledger in the Charleston Classic with wins against Boise State and UTEP.

The lone loss came against Central Florida.

MSU is now 92-81 all-time in regular-season tournaments.

HARDCOURT ROBBERY

■ Three times this year, Mississippi State has collected 11 or more steals.

Against Oregon State, the Bulldogs were credited with 17 steals, the most since also having 17 against Florida Atlantic on 11-13-12.

The Bulldogs are second in the SEC with their 9.0 average, tied for 19th nationally.

Individually, **Quinnndary Weatherspoon** leads the league with his 2.7 steals, while **I.J. Ready** is third at 2.1. On the national scene, that's 13th and 45th, respectively.

WELCOMING NEW COMPETITION

■ The Bulldogs' first five games this season were against first-time foes.

Those newcomers were Norfolk State, Central Florida, Boise State, UTEP and Lehigh.

MSU has faced all remaining teams at least once.

WRIGHT MOVE

■ **Eli Wright** earned his first-career start against Northwestern State and responded with 11 points on 4-of-5 shooting to go along with his 7 rebounds.

In his last two games, he's totaled 21 points on 7-of-9 shooting to go along with his 10 rebounds, 3 steals and 2 assists.

The freshman has appeared in all 8 games.

WALK-ON SUCCESS

■ Against Northwestern State, walk-on **Nick Singleton** came off the bench and provided a much-needed spark for the Bulldogs.

In 13 minutes, he totaled 5 points. He entered the game having played just two minutes.

He's now appeared in three games and is averaging 1.7 points in 16 minutes of action.

ALL-TOURNAMENT

■ **Quinnndary Weatherspoon** earned All-Tournament honors at the Gildan Charleston Classic after scoring a career-high 25 points against Boise State.

He also totaled 19 points against Central Florida and 9 against UTEP, his last game of year due to his season-ending wrist injury.

CAREER GAMES

■ Both sophomore **Aric Holman** and freshman **Lamar Peters** had career games against UTEP in terms of scoring.

Holman poured in 18 in the Bulldogs' 61-54 victory, while Peters totaled 13.

All four of Peters' field goals were from 3-point range. On the year, the New Orleans native is 7-17 beyond the arc. In his last two games, he's averaging 12.0 points.

Holman has scored 10-plus points in five of MSU's seven games. Last year in 26 appearances, he never reached double digits.

TAKING ADVANTAGE OF CHARITY

■ Mississippi State is second in the SEC with its 77.2 percentage at the free throw line.

On the year, the Bulldogs are 112 of 145, having shot 82 percent or better in three games.

In their last outing against Georgia State, they were 7-9.

Tyson Carter is tops on the team with 20-plus attempts at .864, while **Quinnndary Weatherspoon** is second at .862.

Also shooting better than 80 percent with at least 15 attempts is **Eli Wright** (12-15).

Nationally, the Bulldogs are 19th.

LARGEST SETBACK AT HOME

■ The 14-point loss to Lehigh on Nov. 25 was the largest non-conference home game since also losing by 14 to McNeese State on 12-30-14.

It was also the largest setback at the Hump with **Ben Howland** at the helm.

DEFENSIVE EFFORTS

■ In the last three games, Mississippi State has forced 58 turnovers, the best three-game stretch of the season.

The high mark was 21 against Oregon State, which MSU converted into 28 points. That was the most forced since last year against South Carolina on Feb. 27 at the Hump.

2016-17 MISSISSIPPI STATE NOTES

A LOOK AT MSU vs. RANKED FOES

■ With the loss at No. 21 Texas A&M last season, MSU has dropped 14-straight games to ranked opponents and 16 out of the last 19.

Below is a closer look at those games.

Date	Team	Score	Rank
02-24-16	Texas A&M	L, 68-66	21
01-26-16	South Carolina	L, 84-74	22
01-12-16	Kentucky	L, 80-74	13
01-06-16	Texas A&M	L, 61-60	21
02-25-15	Kentucky	L, 74-56	1
02-21-15	Arkansas	L, 65-61	17
01-20-14	Florida	L, 62-51	3
01-08-14	Kentucky	L, 85-63	14
02-09-13	Florida	L, 83-55	2
02-06-13	Ole Miss	L, 93-75	23
01-26-13	Florida	L, 82-47	7
11-19-12	North Carolina	L, 95-49	11
02-21-12	Kentucky	L, 73-64	1
02-28-12	Florida	L, 69-57	13
11-18-11	Arizona	W, 67-57	15
11-17-11	Texas A&M	W, 69-60	18
02-29-11	Florida	W, 71-64	24
02-27-11	Vanderbilt	L, 81-74	19
03-14-10	Kentucky	L, 75-74 (ot)	2

BREAKDOWN OF GAMES IN JACKSON

■ Mississippi State is 17-6 all-time at Mississippi Coliseum following the Dec. 23 win against Northern Colorado.

This year, MSU plays Southern Miss in Jackson on Dec. 19.

The Bulldogs and Golden Eagles have met three times at Mississippi Coliseum, with USM having a 2-1 advantage.

Here's the entire breakdown . . .

DATE	OPPONENT	W/L	SCORE
12-15-62	Memphis State	W	77-66
01-28-63	Southern Miss	W	62-52
12-14-63	Memphis State	L	73-65
12-16-63	Southern Miss	L	65-60
12-29-64	Mississippi College	L	72-57
12-30-64	Delta State	W	82-63
01-28-65	Arkansas	L	84-69
12-18-78	Iowa State	W	80-70
12-15-80	Southern Miss	L	68-53
11-30-85	Jackson State	W	77-62
12-16-87	McNeese State	W	76-66
11-17-98	Arkansas-Pine Bluff	W	105-53
12-18-02	Georgia State	W	78-54
12-22-04	Jacksonville State	W	95-53
12-15-05	Jacksonville State	W	104-80
12-21-06	New Orleans	W	89-63
01-05-08	Lafayette	W	77-53
12-22-08	Nicholls State	W	77-68
12-22-09	Centenary	W	88-51
12-22-11	Northwestern State	W	82-67
12-22-13	Central Arkansas	W	79-72
12-20-14	USC Upstate	L	53-51
12-23-15	Northern Colorado	W	93-69

MSU IN ITALY

■ This past August, Mississippi State spent a little more than two weeks traveling across all of Italy playing games.

Quinnndary Weatherspoon averaged a team-high 23.3 points, followed by **Tyson Carter** at 20.5 and **Eli Wright** at 15.3.

Aric Holman was the top rebounder at 7.8 boards.

The Bulldogs went 4-0.

Scores

8/05/16 Lithuania NT, W 88-83 (ot)
 8/08/16 Lithuania, W 93-85
 8/10/16 Adriatic Sea, W 96-66
 8/12/16 Kosovo, W 91-87 (ot)

2016-17 MISSISSIPPI STATE MISCELLANEOUS STATS/SEC STANDINGS

CHARTING THE BULLDOGS

Dunks		Final Three Minutes From FT Line	
Weatherspoon	11	Mario Kegler	2-3 (.667)
Holman	9	I.J. Ready	4-6 (.667)
Carter	3	Aric Holman	1-3 (.333)
Kegler	1	Carter	2-4 (.500)
		Schnider Herard	1-2 (.500)
		Quinnndary Weatherspoon	0-1 (.000)
Charges Drawn		TOTAL	10-19 (.526)
Weatherspoon	1	Opponent Total	10-13 (.769)
Ready	1		
Kegler	1		
Point Distribution (%)			
Seniors	97 (16.9)		
Juniors	0		
Sophomores	199 (34.7)		
Freshmen	278 (48.4)		
TOTAL:	574		
First Sub			
Schnider Herard	7		
Eli Wright	2		
Lamar Peters	2		
Nick Singleton	1		
Scored First Points			
Quinnndary Weatherspoon	3		
Aric Holman	3		
Tyson Carter	1		
I.J. Ready	1		
How First Points Were Scored			
3-pointer	2		
Jumper	1		
Layup	3		
Free Throw	1		
3-pointer			
Dunk	1		

DIFFERENCE BETWEEN WINNING AND LOSING

Wins	Stat	Losses
73.3	Points	67.0
62.0	Opp. Points	86.5
+11.3	Scoring Margin	-19.5
.465	FG%	36.8
.429	Opp. FG%	.508
.371	3FG%	.283
.322	Opp. 3FG%	.390
.769	FT%	.784
.687	Opp. FT%	.735
34.2	Rebounds	33.5
31.7	Opp. Rebounds	44.0
+2.5	Rebound Margin	-10.5
12.8	Assists	9.0
12.0	Turnovers	10.0
+4.5	Turnover Margin	+0.5
9.8	Steals	6.5
3.7	Blocks	4.0

BULLDOGS IN SEC

CATEGORY	RANK
Scoring offense	11
Scoring defense	7
FG%	9
FG% defense	14
3PT FG%	5
3PT FG% defense	9
FT%	2
Rebounds	14
Rebounds allowed	7
Rebound margin	13
Assists	12
Blocked shots	12
Steals	3
Turnover margin	4
Assist/Turnover ratio	7

SEASON AND CAREER TOTALS

	2016-17	Career		2016-17	Career		2016-17	Career
Double-Digit Scoring			Double-Doubles			5+ Made Free Throws		
I.J. Ready	6 (4-2)	32 (16-16)	Aric Holman	1 (1-0)	1 (1-0)	I.J. Ready		3 (2-1)
Quinnndary Weatherspoon	5 (4-1)	25 (15-10)	Quinnndary Weatherspoon		2 (2-0)	Quinnndary Weatherspoon	4 (4-1)	6 (5-1)
Tyson Carter	4 (3-1)	4 (3-1)	I.J. Ready		1 (1-0)	Aric Holman	1 (1-0)	1 (1-0)
Aric Holman	5 (4-1)	5 (4-1)				<i>Note: Record in games in ()</i>		
Mario Kegler	4 (3-1)	4 (3-1)	3+ 3-Pointers					
Lamar Peters	4 (3-1)	4 (3-1)	Tyson Carter	2 (2-0)	2 (2-0)			
Eli Wright	2 (2-0)	2 (2-0)	Quinnndary Weatherspoon	1 (1-0)	7 (4-3)			
			Lamar Peters	3 (2-1)	3 (2-1)			
			Mario Kegler	1 (1-0)	1 (1-0)			
20+ Points			10+ 3-Point Attempt Games					
Quinnndary Weatherspoon	3 (3-0)	5 (4-1)						
I.J. Ready	1 (0-1)	4 (1-3)	3+ Steal Games					
Lamar Peters	1 (1-0)	1 (1-0)	I.J. Ready	4 (3-1)	14 (10-4)			
			Quinnndary Weatherspoon	3 (3-0)	3 (3-0)			
30+ Points			5+ Block Games					
			Aric Holman	2 (2-0)	2 (2-0)			
10+ Rebounds								
Holman	1 (1-0)	1 (1-0)						
Quinnndary Weatherspoon		2 (2-0)						



Ben Howland

**21th Season Overall | 2nd Season At Mississippi State
421-225 (20-19 at MSU)**

- On March 23, 2015, Ben Howland was named the 20th head coach in Mississippi State history.
- In four different stints as a head coach, Howland has a 421-225 record – Northern Arizona (79-59), Pittsburgh (89-40), UCLA (233-107) and Mississippi State (20-19).
- Led UCLA to three-consecutive Final Fours.
- In 2006, the Bruins played Florida for the national championship.
- In 2008, Howland became one of three coaches in NCAA Division I history to win at least 30 games in three-straight seasons, joining Adolph Rupp (Kentucky 1947-49) and John Calipari (Memphis, 2006-08).
- During his 10-year tenure at UCLA, the Bruins went to the NCAA Tournament seven times and won four Pac-10 regular-season crowns, while having 18 players drafted by NBA teams.
- His 97 victories from 2006-08 stand as the most by any UCLA head coach in a three-year span.
- Has been a Conference Coach of the Year in the Pac-10, Big East and Big Sky.
- His final two years at Pitt, the Panthers went 57-11 and reached the Sweet 16 both years.
- In 2003, Pittsburgh won the Big East Tournament crown and held the nation's No. 2 ranking for eight weeks in the Associated Press poll before ending the year at No. 4.
- In 2002, Howland guided the Panthers to a school-record 29 wins en route to becoming the school's first coach in 26 years to garner National Coach of the Year honors.
- Howland's first coaching gig was at Northern Arizona, where his last three teams posted 20-plus win seasons, including a school-record 21 victories in 1997 en route to capturing the Big Sky regular-season title and played in the NIT.
- In 1998, Howland guided NAU to its first NCAA Tournament after capturing the Big Sky Tournament championship and second-straight regular-season crown.
- Howland spent one year as a graduate assistant at Gonzaga (1981) before becoming an assistant at California-Santa Barbara from 1982-94.
- Played two years at Santa Barbara College before transferring to Weber State, where he earned his degree in physical education in 1979.
- This past year, Howland was inducted into both the Northern Arizona and Weber State hall of fames.
- Howland and his wife, Kim, a former Weber State cheerleader, have two children – Meredith and Adam (Brittney) – and two grandsons, Benjamin Clark Howland II and Elijah Howland.



Howland's Year-By-Year Record

Northern Arizona (1994-99)

Year	Overall	Big Sky Record	Postseason
1995	9-17	4-10 (7th)	
1996	7-19	3-11 (7th)	
1997	21-7	13-1 (1st)	NIT First Round
1998	21-8	12-2 (1st)	NCAA First Round
1999	21-8	12-4 (2nd)	
Totals	79-59 (.572)	44-28 (.611)	

Pittsburgh (2000-03)

Year	Overall	Big East Record	Postseason
2000	13-15	5-11 (11th)	
2001	19-14	7-9 (5th West)	NIT Second Round
2002	29-6	13-3 (1st West)	NCAA Sweet 16
2003	28-5	13-3 (1st West)	NCAA Sweet 16
Totals	89-40 (.690)	38-26 (.594)	

UCLA (2004-13)

Year	Overall	Pac-10/12 Record	Postseason
2004	11-17	7-11 (11th)	
2005	18-11	11-7 (T3rd)	NCAA First Round
2006	32-7	14-4 (1st)	NCAA Runner-up
2007	30-6	15-3 (1st)	NCAA Final Four
2008	35-4	16-2 (1st)	NCAA Final Four
2009	26-9	13-5 (2nd)	NCAA Second Round
2010	14-18	8-10 (T5th)	
2011	23-11	13-5 (2nd)	NCAA Second Round
2012	19-14	11-7 (T5th)	
2013	25-10	13-5 (1st)	NCAA First Round
Totals	233-107 (.685)	121-59 (.672)	

Mississippi State (2016-Present)

Year	Overall	SEC Record	Postseason
2016	14-17	7-11	
2017	5-2		
Totals	19-19 (.500)	7-11 (.389)	
OVERALL	420-225 (.651)		

Alabama	2-1	New Mexico State	2-0
Albany	1-0	New Orleans	2-0
Appalachian State	1-0	Norfolk State	3-0
Arizona	14-11	North Carolina AT&T	1-0
Arizona State	17-8	North Carolina Central	1-0
Arkansas	1-2	Northern Arizona	1-0
Arkansas-Pine Bluff	1-0	Northern Colorado	1-0
Auburn	1-0	Northwestern State	1-0
Belmont	1-0	Notre Dame	5-8
Boise State	1-4	Oakland	2-0
Boston College	4-2	Occidental College	1-0
Butler	0-1	Ohio State	2-0
BYU	2-0	Ole Miss	1-1
Cal Poly	2-2	Oral Roberts	0-2
Cal State Bakersfield	1-0	Oregon	12-8
Cal State Fullerton	1-1	Oregon State	17-4
Cal State Northridge	9-2	Pacific	1-0
CSU San Bernardino	1-0	Penn State	2-1
California	17-10	Pennsylvania	1-0
Central Conn. State	1-0	Pepperdine	4-0
Central Florida	0-1	Pittsburgh	1-0
Chaminade (Hawaii)	3-0	Portland	0-1
Chicago State	1-0	Portland State	5-3
Cincinnati	0-1	Prairie View A&M	2-0
Co. of Notre Dame	1-0	Providence	3-1
Colorado	2-0	Rhode Island	2-0
Colorado College	2-0	Richmond	1-0
Colorado State	1-0	Robert Morris	4-0
Concordia (Calif.)	0-1	Rutgers	6-1
Connecticut	2-3	Sacramento State	7-2
Coppin State	1-0	Sam Houston State	2-1
Davidson	1-0	San Diego	0-3
Delaware State	2-0	San Diego State	0-1
DePaul	1-0	San Jose State	1-0
Drexel	1-0	Savannah State	1-0
Duquesne	3-1	Seton Hall	5-2
East Carolina	0-1	Sonoma State	1-0
Eastern Illinois	1-0	South Carolina	1-1
Eastern Washington	11-1	South Florida	0-1
Elon	1-0	Southeast Louisiana	1-0
Florida	0-4	Southern University	0-1
Florida International	2-1	Southern Cal	14-9
Florida State	0-1	Southern Illinois	1-0
Fresno State	1-0	Southern Utah	3-1
George Mason	1-0	Southwest Texas	0-1
George Washington	1-0	St. Bonaventure	2-0
Georgetown	5-4	St. Francis (N.Y.)	2-0
Georgia	1-3	St. Francis (Pa.)	4-0
Georgia State	1-0	St. Johns	2-3
Georgia Tech	1-0	St. Martin's	1-0
Gonzaga	1-0	Stanford	14-7
Idaho	1-3	Stephen F. Austin	1-1
Idaho State	8-3	Syracuse	4-5
Illinois State	1-0	Temple	1-0
Indiana	2-0	Tennessee	0-2
Indiana State	1-0	Tennessee Martin	1-0
IUPUI	1-0	Texas	1-3
James Madison	1-0	Texas A&M	2-2
Kansas	1-3	Texas Arlington	1-1
Kent State	0-1	Texas El Paso	1-0
Kentucky	1-2	Texas Tech	0-2
Lehigh	0-1	Texas Pan American	2-0
Long Beach State	3-1	Texas Southern	1-0
Louisiana Tech	1-0	Tulane	1-0
Loyola Marymount	3-2	UC Davis	3-0
LSU	1-1	UC Irvine	5-1
Marist	1-0	UC Riverside	2-0
Marquette	0-1	UC Santa Barbara	0-1
Maryland	1-0	UCLA	0-1
McNeese State	1-0	UNLV	0-1
Memphis	1-2	Utah	2-1
Mercer	1-0	Vanderbilt	1-0
Miami	3-4	Vermont	1-0
Miami (OH)	1-0	Villanova	3-3
Michigan	4-3	VCU	1-3
Michigan State	3-1	Virginia Tech	2-0
Middle Tenn. State	0-1	Wagner	2-0
Minnesota	0-1	Washington	10-11
Mississippi State	0-2	Washington State	18-3
Missouri-Kansas City	0-1	Weber State	3-9
MVSU	1-0	West Virginia	5-4
Missouri	2-0	Western Illinois	2-0
Missouri State	1-0	Western Kentucky	1-0
Montana	6-5	Western Oregon	1-0
Montana State	9-3	Wright State	1-0
Montana Tech	1-0	Wyoming	1-0
Morgan State	1-0	Xavier	1-0
Morris Brown	1-0	Yale	1-0
N. Mexico Highlands	1-0	Youngstown State	1-0
Nebraska	1-1		
Nevada	1-0		
		TOTAL:	421-225

MISSISSIPPI STATE BY THE NUMBERS

GAME-BY-GAME SPECIALTY STATS *(MSU First)*

<u>Opponent</u>	<u>Paint</u>	<u>Off TO</u>	<u>2nd Chance</u>	<u>Fast Break</u>	<u>Bench</u>
Norfolk State	30/34	18/11	17/10	8/4	6/21
Central Florida	14/48	5/6	11/13	6/6	6/6
Boise State	40/36	22/13	9/0	12/8	3/34
UTEP	20/18	10/5	8/8	6/6	13/9
Lehigh	28/38	7/15	9/9	2/6	4/13
Northwestern State	38/16	26/13	7/9	10/0	9/6
Oregon State	20/26	28/6	3/4	8/0	22/5
Georgia State	30/34	20/9	11/9	8/0	32/27
East Tennessee St.					

GAME-BY-GAME LEAD/DEFICIT

<u>Opponent</u>	<u>Largest Lead</u>	<u>Largest Deficit</u>	<u>Final Score</u>
Norfolk State	12 (74-62, 2nd)	6 (29-35, 1st)	W, 78-74
Central Florida	Never Led	28 (19-47, 1st)	L, 86-71
Boise State	19 (55-36, 2nd)	Never Trailed	W, 80-68
UTEP	7 (61-54, 2nd)	11 (4-15, 1st)	W, 61-54
Lehigh	5 (15-10, 1st)	21 (58-80)	L, 87-73
Northwestern State	6 (65-49, 2nd)	10 (4-14, 1st)	W, 65-59
Oregon State	26 (45-19, 1st)	1 (2-3, 1st)	W, 74-57
Georgia State	23 (71-48, 2nd)	6 (10-16, 1st)	W, 82-60
East Tennessee St.			

Mississippi State Scoring By The Half

<u>Team</u>	<u>1st Half</u>	<u>2nd Half</u>
Norfolk State	39	39
Central Florida	33	28
Boise State	37	43
UTEP	33	28
Lehigh	29	44
Northwestern State	28	37
Oregon State	45	29
Georgia State	44	38

Lowest First Half: 28, Northwestern State (11-28-16)

Highest First Half: 45, Oregon State (12-01-16)

Lowest 2nd Half: 28, Central Florida/UTEP

Highest 2nd Half: 44, Lehigh (11-25-16)

Opponent Scoring By The Half

<u>Team</u>	<u>1st Half</u>	<u>2nd Half</u>
Norfolk State	39	35
Central Florida	53	33
Boise State	29	39
UTEP	33	21
Lehigh	38	49
Northwestern State	28	31
Oregon State	19	38
Georgia State	24	38

Lowest First Half: 19, Oregon State (12-01-16)

Highest First Half: 53, Central Florida (11-17-16)

Lowest 2nd Half: 21, UTEP (11-20-16)

Highest 2nd Half: 49, Lehigh (11-25-16)

MISSISSIPPI STATE BY THE NUMBERS

MSU'S 2016-17 RECORD WHEN . . .

Leads at Halftime	3-0
Trails at Halftime	0-2
Is Tied at Halftime	3-0
Shoots 45% or better from the field	5-0
Shoots less than 45% from the field	1-2
Opp. shoots less than 45% from the field	3-0
Opp. shoots 45% or better from the field	3-2
Outrebounds (or ties) the opponent	5-0
Outrebounded by the opponent	1-2
More Assists (or ties) than the opponent	6-0
Fewer Assists than the opponent	0-2
Fewer (or ties) TOs than opponent	5-2
More TOs than opponent	1-0
Holds opponents to 65 points or less	4-0
In games decided by 10 points or less	3-0

MSU'S 2016-17 RECORD IN . . .

All Games	6-2
Home Games	4-1
Road Games	
Neutral-sites	2-1
Non-SEC Games	6-2
Non-SEC Home Games	4-1
Non-SEC Road Games	
Non-SEC Neutral-site Games	2-1
SEC Games	
SEC Home Games	
SEC Road Games	
SEC Tournament	
November Games	4-2
December Games	2-0
January Games	
February Games	
March Games	
Monday Games	1-0
Tuesday Games	
Wednesday Games	
Thursday Games	1-1
Friday Games	2-1
Saturday Games	
Sunday Games	2-0
Overtime Games	
Television Games	5-2
Games vs. Ranked Opponents	

MISC. 2015-16 TEAM STATS

Largest Lead Surrendered in Loss:

5, Lehigh (11-25-16)

Largest Deficit Overcome in Win:

11, UTEP (11-20-16)

Largest Lead at Anytime:

26, Oregon State (12-01-16)

Largest Deficit Anytime:

28, Central Florida (11-17-16)

MISCELLANEOUS MSU INDIVIDUAL STATISTICS

Games Scoring in Double Figures: Ready 6, Weatherspoon 5, Holman 5, Carter 4, Peters 4, Kegler 4, Wright 2

Games Scoring 20-plus Points: Weatherspoon 3, Ready, Peters

Games Scoring 30-plus Points:

Games Rebounding in Double Figures: Holman

Games With Double Figures in Assists:

Games With Double-Doubles: Holman

Games With Triple-Doubles:

Games As Team High Scorer (or co-leader): Weatherspoon 4, Ready 2, Holman, Peters

Games As Team High Rebounder (or co-leader): Holman 3, Kegler 2, Weatherspoon, Herard 2, Wright

Games As Team Leader in Assists (or co-leader): Ready 7, Weatherspoon, Peters

Games As Team Leader in Steals (or co-leader): Weatherspoon 3, Holman 2, Carter, 2 Ready 2, Kegler

Games As Team Leader in Blocks (or co-leader): Holman 4, Datcher 2, Carter 2, Wright Herard

Games As Team Leader in Turnovers (or co-leader): Ready 2, Kegler 2, Weatherspoon 2, Peters, Kegler

MSU'S RECORD BY STARTING LINEUP

Weatherspoon, Ready, Carter, Kegler, Holman	5-1
Peters, Ready, Carter, Kegler, Holman	0-1
Wright, Ready, Carter, Kegler, Holman	1-0

GAME-BY-GAME STARTERS

<u>Opponent</u>	<u>Date</u>	<u>Guard</u>	<u>Guard</u>	<u>Guard</u>	<u>Forward</u>	<u>Forward</u>	<u>Record</u>
Norfolk State	11-11-16	W'Spoon	Ready	Carter	Kegler	Holman	1-0
Central Florida	11-17-16	W'Spoon	Ready	Carter	Kegler	Holman	1-1
Boise State	11-18-16	W'Spoon	Ready	Carter	Kegler	Holman	2-1
UTEP	11-20-16	W'Spoon	Ready	Carter	Kegler	Holman	3-1
Lehigh	11-25-16	Peters	Ready	Carter	Kegler	Holman	3-2
Northwestern State	11-28-16	Wright	Ready	Carter	Kegler	Holman	4-2
Oregon State	12-01-16	W'Spoon	Ready	Carter	Kegler	Holman	5-2

Georgia State	12-04-16	W'Spoon	Ready	Carter	Kegler	Holman	6-2
East Tennessee St.							

2016-17 Win-Loss Differential

Diff.	1	2	3	4	5	6	7	8	9	10	11	12	13	14	15	16	17	18	19	20	21	22	23	24	25+
Won				1		1	1				1					1					1				
Lost											1													1	

MISSISSIPPI STATE BY THE NUMBERS

Mississippi State In Overtime Games

This Season	0-1
Overall Overtime Record	60-50
<i>Home Overtime Record</i>	34-22
<i>Road Overtime Record</i>	18-20
<i>Neutral Site Overtime Record</i>	8-8
Humphrey Coliseum Overtime Record	25-17
SEC Tournament Overtime Record	2-5
Double Overtime Record	6-5
Four Overtime Record	0-2
Postseason Overtime Record	1-0
Last OT Played (1OT)	vs. Alabama (L, 82-80, 2/2/16)
Last Double OT	vs. UMass (L, 101-96, 3/13/12)
Last Triple OT	vs. Alabama (L, 79-78, 2/27/71)
Last Four OT	vs. Ole Miss (W, 104-102, 1/24/90)

Mississippi State Coaches In Overtime Games

Babe McCarthy	6-5
<i>Home Overtime Record</i>	2-2
<i>Road Overtime Record</i>	2-2
<i>Neutral Site Overtime Record</i>	2-1
Joe Dan Gold	5-3
<i>Home Overtime Record</i>	3-3
<i>Road Overtime Record</i>	1-0
<i>Neutral Site Overtime Record</i>	1-0
Kermit Davis	8-6
<i>Home Overtime Record</i>	5-3
<i>Road Overtime Record</i>	3-3
Ron Greene	2-0
<i>Home Overtime Record</i>	2-0
Jim Hatfield	3-3
<i>Home Overtime Record</i>	3-2
<i>Road Overtime Record</i>	0-1
Bob Boyd	3-4
<i>Home Overtime Record</i>	2-1
<i>Road Overtime Record</i>	1-2
<i>Neutral Site Overtime Record</i>	0-1
Richard Williams	15-11
<i>Home Overtime Record</i>	7-3
<i>Road Overtime Record</i>	5-5
<i>Neutral Site Overtime Record</i>	3-3
Rick Stansbury	15-16
<i>Home Overtime Record</i>	7-6
<i>Road Overtime Record</i>	6-7
<i>Neutral Site Overtime Record</i>	2-3
Rick Ray	3-1
<i>Home Overtime Record</i>	3-1
Ben Howland	0-1
<i>Home Overtime Record</i>	0-1

OVERTIME FOES

TEAM	RECORD	TEAM	RECORD
Alabama	6-7	Morehead State	1-0
Alaska-Fairbanks	1-0	Northeastern Louisiana	0-1
Arkansas	2-1	Northwestern State	0-1
Auburn	6-4	Oklahoma	1-0
Baylor	1-0	Ole Miss	6-3
BYU	0-1	Old Dominion	0-1
California	0-1	San Diego	0-1
Drake	1-0	Santa Clara	2-0
Florida	0-3	Southern Mississippi	1-0
Florida State	1-0	Southwestern Louisiana	1-0
Georgia	3-3	South Alabama	1-0
Georgia Tech	1-0	South Carolina	3-0
Houston	0-1	Tennessee	6-2
Idaho	0-1	Texas	1-0
Kentucky	4-5	Texas A&M	1-1
Loyola	1-0	Troy	2-0
LSU	3-4	Tulane	0-1
Memphis	1-0	UAB	0-1
Missouri-Kansas City	0-1	UMass	0-1
Montana	1-0	Vanderbilt	2-5

THE LAST TIME . . .

THE LAST TIME AN MSU PLAYER ...

Scored 30 or more points in a game:

32, Ravern Johnson vs. Tenn. St. (11-12-10)

Scored 33 or more points in a game:

33, Craig Sword at LSU (2-19-14)

Scored 34 or more points in a game:

34, Arnett Moultrie vs. UMass (3-13-12)

Scored 35 or more points in a game:

36, Jeff Malone at Ole Miss (2-19-83)

Scored 37 or more points in a game:

39, Jeff Malone vs. Alabama (1-31-83)

Scored 40 or more points in a game:

40, Rickey Brown vs. Auburn (3-7-77)

Scored 20+ points in back-to-back games:

Craig Sword (21 vs. Arkansas 1-9-16;

20 vs. Kentucky (1-12-16)

Scored 20+ points in three-consecutive games:

Craig Sword (24 vs. Loyola, 12-01-13; 24 vs.

TCU, 12-05-13; 22 vs. SELA, 12-13-13)

Scored 20+ points in five-consecutive games:

Jeff Malone, 1982-83 (11 consecutive)

Scored 30+ points in back-to-back games:

Jeff Malone (36 at Ole Miss & 30 vs.

Georgia, 1982-83)

Scored 30+ points in three-consecutive games:

Jeff Malone (33 at LSU; 36 at Ole Miss &

30 vs. Georgia, 1982-83)

Two players score 20+ points in same game:

Gavin Ware, 21; Quindary Weatherspoon,

23, vs. Tennessee (1-16-16)

Made 10 field goals in a game:

10, Gavin Ware vs. Miami (11-19-15)

Made 11 field goals in a game:

11, Gavin Ware, Ole Miss (3-2-16)

Made 12 field goals in a game:

12, Gavin Ware, Alabama (2-2-16)

Made 13 field goals in a game:

13, Horatio Webster vs. SW Missouri St.

(11-23-97)

Made 14 field goals in a game:

14, Cameron Burns at Georgia (1-17-90)

Made 15 or more field goals in a game:

16, Raymond Brown vs. Florida (3-2-85)

Attempted 20 field goals in a game:

20, Ravern Johnson vs. St. Mary's (12-29-10)

Attempted 21 or more field goals in a game:

21, Dee Bost vs. Kentucky (2-16-10)

Attempted 23 or more field goals in a game:

23, Arnett Moultrie vs. UMass (3-13-12)

Attempted 25 field goals in a game:

25, Chuck Evans at Alabama (3-6-93)

Attempted 26 field goals in a game:

26, Tony Watts at Ole Miss (2-22-92)

Attempted 27 or more field goals in a game:

28, Jeff Malone vs. Vanderbilt (1-8-83)

Made six 3-pointers in a game:

6, Lamar Peters vs. Georgia State (12-04-16)

Made seven 3-pointers in a game:

7, Malik Newman vs. Ole Miss (1-23-16)

Made eight or more 3-pointers in a game:

8, Winsome Frazier vs. UMKC (11-23-04)

Attempted 11 3-pointers in a game:

11, Dee Bost vs. Detroit (12-17-11)

Attempted 12 3-pointers in a game:

12, Ravern Johnson vs. ETSU (12-11-10)

Attempted 13 or more 3-pointers in a game:

13, Dee Bost vs. Troy (12-10-11)

Attempted 16 or more 3-pointers in a game:

17, Darryl Wilson vs. Alabama (3-4-95)

Made 14 or more free throws in a game:

14, Trivante Bloodman vs. Auburn (2-15-14)

Made 15 or more free throws in a game:

15, Craig Sword vs. Ole Miss (1-11-14)

Attempted 17 free throws in a game:

17, Jarvis Varnado at Houston (12-19-09)

Attempted 18 free throws in a game:

18, Craig Sword vs. Ole Miss (1-11-14)

Attempted 19 free throws in a game:

19, Carl Nichols vs. SE La. (12-1-88)

Had 16 rebounds in a game:

16, Gavin Ware vs. Maryland ES (1-2-14)

Had 17 rebounds in a game:

17, Gavin Ware at Auburn (1-21-15)

Had 18 or more rebounds in a game:

21, Wesley Morgan vs. SE La. (11-28-05)

Had 22 or more rebounds in a game:

23, Rickey Brown vs. Vanderbilt (12-6-79)

Had 24 or more rebounds in a game:

24, Wiley Peck vs. Alabama (1-27-79)

Had 10 or more offensive rebounds in a game:

11, Arnett Moultrie vs. Northwestern State

(12-22-11)

Had 10 or more defensive rebounds in a game:

12, Gavin Ware vs. Vanderbilt (2-16-16)

Had 13 or more defensive rebounds in a game:

13, Colin Borchert (3-9-13)

Had 15 or more defensive rebounds in a game:

15, Jarvis Varnado at San Diego (12-31-09)

Had 10 assists in a game:

10, Dee Bost vs. LSU (1-25-11)

Had 11 assists in a game:

11, I.J. Ready vs. No. Colorado (12-23-15)

Had 13 assists in a game:

13, Dee Bost vs. Ole Miss (2-9-12)

Had 14 assists in a game:

14, Gary Ervin vs. Florida A&M (12-20-04)

Had 15 or more assists in a game:

16, Chuck Evans at UMKC (2-23-93)

Had 10 or more turnovers in a game:

10, Charles Rhodes vs. Nicholls (11-11-06)

Had five or more blocks in a game:

5, Aric Holman vs. North'wern St. (11-28-16)

Had seven blocks in a game:

7, Jarvis Varnado at LSU (2-20-10)

Had eight blocks in a game:

8, Jarvis Varnado vs. Alabama (2-24-10)

Had nine blocks in a game:

9, Jarvis Varnado at Vanderbilt (2-3-10)

Had 10 blocks in a game:

10, Jarvis Varnado vs. Arkansas (1-14-10)

Had 10+ blocks in two consecutive games:

Jarvis Varnado (10 vs. Georgia & 10 vs.

Kentucky, 2007-08)

Had five steals in a game:

5, I.J. Ready (12-01-16)

Had six or more steals in a game:

7, Craig Sword vs. Ole Miss (1-11-14)

LAST TIME AN MSU TEAM...

Scored 100 or more points:

106 vs. Eastern Washington (11-13-15)

Scored 100 or more points in an SEC game:

105 vs. Auburn (3-2-04)

Allowed 100 or more points in an SEC game:

115 at Arkansas (2-20-93)

Allowed 100 or more points in non-SEC play:

105 vs. Miami (11-19-15)

Was held to 52 points or less:

51 vs. Alabama (2-10-15)

Was held to 50 points:

50 vs. Alabama (2-25-12)

Was held to 49 points or less:

47 vs. Florida (1-10-15)

Was held to 45 points or less:

41 at Georgia (2-7-15)

Was held to 40 points or less:

36 vs. Missouri (2-13-13)

Was held to 35 points or less:

31 vs. Vanderbilt (2-23-13)

Was held to fewer than 10 points in a half:

9 at Arkansas, first (2-7-15)

Held opponent to 59 points or less:

57 vs. Oregon State (12-01-16)

Held opponent to 56 points or less:

56 at Vanderbilt (3-4-15)

Held opponent to 55 points or less:

54 vs. UTEP (11-20-16)

Held opponent to 50 points or less:

46 vs. Arkansas (2-9-16)

Held opponent to 45 points or less:

45 vs. MVSU (12-28-09)

Held opponent to 42 points or less:

42 vs. Texas-San Antonio (12-4-12)

Held opponent to 39 points or less:

39 at LSU (1-9-08)

Shot 50 percent or better from the field:

.500 [22-44] vs. Arkansas (29-16)

Shot 55 percent or better from the field:

.582 [33-55] vs. No. Colorado (12-23-15)

Shot 60 percent or better from the field:

.621 [41-66] vs. E. Washington (11-13-15)

Shot 65 percent or better from the field:

.660 [35-53] vs. Western Kentucky (1-5-09)

Was held to less than 35 percent from the field:

.323 [20-62] vs. Central Florida (11-17-16)

Was held to less than 30 percent from the field:

.283 [17-60] vs. North Carolina (11-19-12)

Was held to less than 25 percent from the field:

.175 [7-40] vs. Vanderbilt (2-23-13)

Held opp. to 35 percent or less from the field:

.306 [19-62] vs. Texas A&M (1-6-16)

Held opp. to 30 percent or less from the field:

.222 [16-72] vs. Arkansas (2-9-16)

Opponent shot 50 percent or better:

.515 [34-64] Lehigh (11-25-16)

Opponent shot 60 percent or better:

.623 [33-53] Missouri (3-1-14)

Made 35 or more field goals:

35 vs. Texas Southern (12-2-15)

Made 40 or more field goals:

41 vs. Eastern Washington (11-13-15)

Made fewer than 15 field goals:

14 at Arkansas (2-7-15)

Attempted 70 or more shots from the field:

71 vs. Alabama (2-2-16)

Attempted 80 or more shots from the field:

80 at Alabama (2-21-09)

Attempted just 40 shots from the field:

40 vs. Vanderbilt (2-23-13)

Attempted 39 or fewer shots from the field:

39 at Vanderbilt (3-4-15)

Attempted 35 or fewer shots from the field:

34 vs. Tennessee (2-3-15)

Made 10 or more 3-pointers:

11 vs. Oregon State (12-01-16)

Made 12 3-pointers:

12 vs. Ole Miss (1-23-16)

Made 13 3-pointers:

13 vs. Georgia State (12-04-16)

Made 15 3-pointers:

15 vs. North Carolina A&T (12-12-10)

Made 16 3-pointers:

16 vs. Troy (12-10-11)

Did not make a 3-pointer:

[0-10] at Arkansas (2-7-15)

Made just one 3-pointer:

vs. Tennessee (1-7-15)

Made just two 3-pointers:

vs. Northwestern State (11-28-16)

Opponent made 15 or more 3-pointers:

16, Arkansas (1-9-16)

Attempted nine 3-pointers or less:

9 vs. Tennessee (1-7-15)

Attempted six 3-pointers or less:

6 at Ole Miss (1-29-03)

Attempted 25 3-pointers:

25 vs. Auburn (3-5-16)

Attempted 26 3-pointers:

26 vs. Ole Miss (3-2-16)

Attempted 27 3-pointers:

27 vs. Texas Southern (12-2-15)

Attempted 28 3-pointers:

28 vs. Georgia (2-13-16)

THE LAST TIME (CONTINUED) . . .

Attempted 29 or more 3-pointers:

29 vs. Missouri-Kansas City (12-12-15)

Attempted 30 or more 3-pointers:

34 vs. Georgia State (12-04-16)

Attempted 35 or more 3-pointers:

35 vs. Kentucky (2-16-10)

Made 31 or more free throws:

31 vs. Auburn (1-22-14)

Made 40 or more free throws:

41 vs. LSU (2-11-09)

Made 50 or more free throws:

52 vs. LSU (2-11-09)

Made fewer than five free throws:

4 at Vanderbilt (2-1-14)

Made fewer than four free throws:

3 vs. Baylor (12-28-11)

Made only 1 free throw:

1 vs. Florida (1-30-14)

Attempted 30 or more free throws:

34 vs. Auburn SECT (3-11-15)

Attempted 35 or more free throws:

35 vs. Tennessee (2-3-15)

Attempted 40 or more free throws:

44 vs. Tennessee (1-7-15)

Attempted 45 or more free throws:

45 vs. Florida A&M (12-17-13)

Attempted fewer than 10 free throws:

9, vs. Georgia State (12-4-16)

Had 50 or more rebounds:

50 vs. Arkansas (2-9-16)

Had 55 or more rebounds:

58 vs. Troy (12-10-05)

Had 59 or more rebounds:

59 at Houston (12-19-09)

Had fewer than 25 rebounds:

21 vs. McNeese State (12-30-14)

Had 20 or fewer rebounds:

20 at Kentucky (1-12-16)

Had 20 or more assists:

20 vs. South Carolina (2-27-16)

Had 21 or more assists:

21 vs. Northern Colorado (12-23-15)

Had 25 or more assists:

25 vs. St. Bonaventure (12-05-09)

Had 30 or more assists:

30 vs. Troy (12-10-11)

Had 5 Assists:

5, Florida State (12-16-15)

Had Fewer Than 5 Assists:

4, Tennessee (1-2-15)

Had 20 or more turnovers:

20 vs. South Carolina (3-6-13)

Had 21 or more turnovers:

21 vs. Jacksonville (12-23-14)

Had 23 or more turnovers:

23 vs. Arkansas (2-21-15)

Had 24 or more turnovers:

24 at Arkansas (2-7-15)

Had 25 turnovers:

26 vs. Mississippi Valley State (11-17-14)

Had 29 or more turnovers:

29 at Arkansas (1-23-13)

Had 30 or more turnovers:

31 at Kentucky (1-7-97)

Had 34 or more turnovers:

34 at Evansville (12-17-75)

Had fewer than 10 turnovers:

8 vs. UTEP (11-20-16)

Had five or fewer turnovers:

5 vs. Florida Atlantic (11-30-10)

Forced 25 or more turnovers

26 vs. Kennesaw State (11-14-13)

Had 10 blocked shots:

10 vs. Texas Southern (12-2-15)

Had 11 blocked shots:

11 at Alabama (2-21-09)

Had 12 blocked shots:

12 at South Carolina (1-26-16)

Had 13 blocked shots:

13 vs. Arkansas (1-14-10)

Had 14 blocked shots:

14 vs. Texas-Pan American (11-24-09)

Had 16 blocked shots:

16 vs. Georgia (1-12-08)

Had 10 steals:

10 at South Carolina (1-16-16)

Had 11 steals:

11 vs. Northwestern State (11-28-16)

Had 12 steals:

12 vs. Ole Miss (3-2-16)

Had 13 steals:

13 vs. Boise State (11-18-16)

Had 14 steals:

14 vs. South Carolina (1-9-13)

Had 15 steals:

15 vs. Florida Gulf Coast (12-19-13)

Had 17 or more steals:

17 vs. Oregon State (12-01-16)

Had 20 or more steals:

20 vs. Nicholls State (11-17-01)

Had 1 steal or less:

1 vs. Vanderbilt (3-11-11)

1 LAMAR PETERS



Freshman | Guard

6-0 | 188

New Orleans, LA

Landry-Walker HS

Season Highs

Points: 24, Georgia State 12-4-16
FGM: 9, Georgia State 12-4-16
FGA: 12, Georgia State 12-4-16
3FGM: 6, Georgia State 12-4-16
3FGA: 9, Georgia State 12-4-16
FTM: 2, Oregon State 12-1-16
FTA: 2, Oregon State 12-1-16
Rebounds: 6, Georgia State 12-4-16
Assists: 4, twice, last vs Georgia State 12-4-16
Blocks: --
Steals: 2, Oregon State 12-1-16
Minutes: 31, Lehigh 11-25-16

Peters' Notes . . .

-Made his collegiate debut against Norfolk State on November 11, 2016

-Did not play against UCF because of a coaching decision.

- Earned his first-career steal against Boise State on November 18, 2016.

-Scored a career-high 13 points against UTEP to go along with his 4 assists.

-Led the team in 3-pointers with 4 against UTEP on November 20, 2016.

-Did not play against Northwestern State because of a coaching decision

-Had a career-high 2 steals against Oregon State.

-Had a career-high 24 points on 9-12 shooting.

-Tied his career-high 4 assists against Georgia State.

2016-17 Game-By-Game

Opponent	MIN	FG	Pct.	3FG	Pct.	FT	Pct.	O-D-R	PF	A	TO	B	S	PTS
N11 Norfolk State	15	0-3	.000	0-2	.000	0-0	.000	0-1-1	2	3	4	0	0	0
N17 Central Florida	-DNP-													
N18 Boise State	14	0-4	.000	0-3	.000	0-0	.000	1-0-1	3	1	0	0	1	0
N20 UTEP	23	4-6	.667	4-5	.800	1-1	1.000	0-1-1	3	4	1	0	0	13
N25 Lehigh	31	4-10	.400	3-7	.429	0-0	.000	0-2-2	1	1	1	0	0	11
N28 Northwestern State	-DNP-													
D1 Oregon State	15	3-6	.500	2-3	.667	2-2	1.000	0-1-1	4	3	1	0	2	10
D4 Georgia State	26	9-12	.750	6-9	.667	0-0	.000	1-5-6	2	4	1	0	0	24
D14 ETSU														
D19 Southern Miss														
D22 Morehead State														
D29 UMKC														
J3 Alabama														
J7 LSU														
J10 Arkansas														
J14 Texas A&M														
J17 Kentucky														
J21 Tennessee														
J25 Missouri														
J28 Alabama														
J31 Ole Miss														
F4 Tennessee														
F7 Auburn														
F11 South Carolina														
F14 Georgia														
F18 Florida														
F21 Ole Miss														
F25 Vanderbilt														
F28 South Carolina														
M4 LSU														
M8-12 SEC Tournament														

CAREER STATS FOR LAMAR PETERS

Year	GP-GS	Min/Avg	FG-FGA	Pct	3FM-3GA	Pct	FT-FTA	Pct	Rebs	PF-D	Ast	TO	Blk	Stl	Pts/Avg
2016-17	6-1	124/20.7	20-41	.488	15-29	.517	3-3	1.000	12-2.0	15-0	16	8	0	3	58/9.7

2 ELI WRIGHT



Freshman | Gaurd

6-4 | 203

Owensboro, KY

22 Feet Academy

Season Highs

Points: 11, NWST 11-28-16
FGM: 4, NWST 11-28-16
FGA: 5, NWST 11-28-16
3FGM: 1, Oregon State 12-1-16
3FGA: 2, twice, last vs Oregon State 12-1-16
FTM: 3, 5x last vs Oregon State 12-1-16
FTA: 5, NWST 11-28-16
Rebounds: 7, NWST 11-28-16
Assists: 3, Boise State 11-18-16
Blocks: 1, UTEP 11-20-16
Steals: 2, Oregon State 12-1-16
Minutes: 31, NWST 11-28-16

Wright's Notes . . .

-Made his collegiate debut against Norfolk State on November 11, 2016.

-Earned his first collegiate points with 2 against UCF on November 17, 2016.

-Earned his first collegiate assists with an impressive 3.

-Earned his first collegiate block against UTEP on November 20, 2016.

-Had a career-high 31 minutes against Northwestern State.

-Had a career-high 11 points against Northwestern State.

-Had a career-high 7 points against Northwestern State.

-Had a career-high 2 steals against Oregon State.

2016-17 Game-By-Game

Opponent	MIN	FG	Pct.	3FG	Pct.	FT	Pct.	O-D-R	PF	A	TO	B	S	PTS
N11 Norfolk State	13	0-2	.000	0-1	.000	0-0	.000	0-1-1	4	0	0	0	0	0
N17 Central Florida	15	0-2	.000	0-2	.000	2-2	1.000	0-0-0	4	0	1	0	0	2
N18 Boise State	15	0-1	.000	0-1	.000	2-2	1.000	0-0-0	2	3	1	0	1	0
N20 UTEP	10	0-3	.000	0-1	.000	0-0	.000	0-1-1	0	0	0	1	0	0
N25 Lehigh	18	0-2	.000	0-1	.000	2-2	1.000	0-1-1	0	0	1	0	1	2
N28 Northwestern State	31	4-5	.800	0-1	.000	3-5	.600	3-4-7	4	1	1	0	1	11
D1 Oregon State	19	3-4	.750	1-2	.500	3-4	.750	0-3-3	1	1	0	0	2	10
D4 Georgia State	16	0-4	.000	0-2	.000	0-0	.000	1-1-2	0	0	1	0	0	0
D14 ETSU														
D19 Southern Miss														
D22 Morehead State														
D29 UMKC														
J3 Alabama														
J7 LSU														
J10 Arkansas														
J14 Texas A&M														
J17 Kentucky														
J21 Tennessee														
J25 Missouri														
J28 Alabama														
J31 Ole Miss														
F4 Tennessee														
F7 Auburn														
F11 South Carolina														
F14 Georgia														
F18 Florida														
F21 Ole Miss														
F25 Vanderbilt														
F28 South Carolina														
M4 LSU														
M8-12 SEC Tournament														

CAREER STATS FOR ELI WRIGHT

Year	GP-GS	Min/Avg	FG-FGA	Pct	3FM-3GA	Pct	FT-FTA	Pct	Rebs	PF-D	Ast	TO	Blk	Stl	Pts/Avg
2016-17	8-1	138/17.3	7-23	.304	1-11	.091	12-15	.800	14-1.8	15-0	5	5	1	5	27/3.4

3 XAVIAN STAPLETON



Sophomore | Guard

6-6 | 195

Flora, MS

Madison Central HS

Season Highs

Points: --
FGM: --
FGA: --
3FGM: --
3FGA: --
FTM: --
FTA: --
Rebounds: --
Assists: --
Blocks: --
Steals: --
Minutes: --

Stapleton's Notes . . .

2016-17 Game-By-Game

Opponent	MIN	FG	Pct.	3FG	Pct.	FT	Pct.	O-D-R	PF	A	TO	B	S	PTS
N11 Norfolk State	-DNP-													
N17 Central Florida	-DNP-													
N18 Boise State	-DNP-													
N20 UTEP	-DNP-													
N25 Lehigh	-DNP-													
N28 Northwestern State	-DNP-													
D1 Oregon State	-DNP-													
D4 Georgia State	-DNP-													
D14 ETSU														
D19 Southern Miss														
D22 Morehead State														
D29 UMKC														
J3 Alabama														
J7 LSU														
J10 Arkansas														
J14 Texas A&M														
J17 Kentucky														
J21 Tennessee														
J25 Missouri														
J28 Alabama														
J31 Ole Miss														
F4 Tennessee														
F7 Auburn														
F11 South Carolina														
F14 Georgia														
F18 Florida														
F21 Ole Miss														
F25 Vanderbilt														
F28 South Carolina														
M4 LSU														
M8-12 SEC Tournament														

CAREER STATS FOR XAVIAN STAPLETON

Year	GP-GS	Min/Avg	FG-FGA	Pct	3FM-3GA	Pct	FT-FTA	Pct	Rebs	PF-D	Ast	TO	Blk	Stl	Pts/Avg
2016-17															

4 MARIO KEGLER



Freshman | Guard

6-7 | 220

Jackson, MS

Oak Hill Academy

Season Highs

Points: 16, Georgia State 12-4-16
FGM: 6, Georgia State 12-4-16
FGA: 13, Georgia State 12-4-16
3FGM: 4, Georgia State 12-4-16
3FGA: 8, Georgia State 12-4-16
FTM: 3, Lehigh 11-25-16
FTA: 4, Lehigh 11-25-16
Rebounds: 9, Lehigh 11-25-16
Assists: 3, Georgia State 12-4-16
Blocks: --
Steals: 2, twice, last vs Georgia State 12-4-16
Minutes: 32, Lehigh 11-25-16

Kegler's Notes . . .

-Earned his first-career start during his collegiate debut against Norfolk State on November 11, 2016.

-Had a career-high 5 rebounds against UCF on November 17, 2016.

-Had a career-high 12 points against Boise State on November 18, 2016.

-Had a career-high 27 minutes against UTEP on November 20, 2016.

-Had a career and team-high 8 rebounds on November 20, 2016.

-Had a team-high 9 rebounds against Lehigh on November 25, 2016.

-Had a career-high 16 points against Georgia State.

-Tied his career-high 2 steals against Georgia state.

2016-17 Game-By-Game

Opponent	MIN	FG	Pct.	3FG	Pct.	FT	Pct.	O-D-R	PF	A	TO	B	S	PTS
N11 Norfolk State	26	2-6	.333	2-4	.500	2-2	1.000	0-2-2	4	1	2	0	0	8
N17 Central Florida	22	3-7	.429	1-2	.500	0-0	.000	1-4-5	4	0	3	0	2	7
N18 Boise State	26	4-6	.667	2-4	.500	2-3	.667	1-3-4	2	0	3	0	1	12
N20 UTEP	27	2-10	.200	0-4	.000	2-2	1.000	1-7-8	1	0	0	0	0	6
N25 Lehigh	32	4-12	.333	1-3	.333	3-4	.750	4-5-9	2	0	3	0	0	12
N28 Northwestern State	30	4-12	.333	0-3	.000	0-0	.000	0-2-2	2	0	1	0	1	8
D1 Oregon State	28	4-5	.800	2-2	1.000	2-3	.667	1-2-3	1	1	3	0	1	12
D4 Georgia State	30	6-13	.462	4-8	.500	0-0	.000	1-3-4	1	3	2	0	2	16
D14 ETSU														
D19 Southern Miss														
D22 Morehead State														
D29 UMKC														
J3 Alabama														
J7 LSU														
J10 Arkansas														
J14 Texas A&M														
J17 Kentucky														
J21 Tennessee														
J25 Missouri														
J28 Alabama														
J31 Ole Miss														
F4 Tennessee														
F7 Auburn														
F11 South Carolina														
F14 Georgia														
F18 Florida														
F21 Ole Miss														
F25 Vanderbilt														
F28 South Carolina														
M4 LSU														
M8-12 SEC Tournament														

CAREER STATS FOR MARIO KEGLER

Year	GP-GS	Min/Avg	FG-FGA	Pct	3FM-3GA	Pct	FT-FTA	Pct	Rebs	PF-D	Asst	TO	Blk	Stl	Pts/Avg
2016-17	8-8	221/27.6	29-71	.408	12-30	.400	11-14	.786	37-4.6	17-0	5	18	0	7	81/10.1

5 JOE STRUGG



R- Freshman| Forward

6-9 | 196

Montgomery, AL

G.W. Carver HS

Season Highs

Points: --
 FGM: --
 FGA: --
 3FGM: --
 3FGA: --
 FTM: --
 FTA: --
 Rebounds: 1, Oregon State 12-1-16
 Assists: --
 Blocks: --
 Steals: --
 Minutes: 4, NWST 11-28-16

Strugg's Notes . . .

-Earned his first collegiate minutes played with 2 against UCF on November 17, 2016.

-Had a career-high 4 minutes against Northwestern State.

-Had a career-high 1 rebound against Oregon State.

2016-17 Game-By-Game

Opponent	MIN	FG	Pct.	3FG	Pct.	FT	Pct.	O-D-R	PF	A	TO	B	S	PTS
N11 Norfolk State	-DNP-													
N17 Central Florida	2	0-0	.000	0-0	.000	0-0	.000	0-0-0	0	0	0	0	0	0
N18 Boise State	-DNP-													
N20 UTEP	-DNP-													
N25 Lehigh	-DNP-													
N28 Northwestern State	4	0-1	.000	0-0	.000	0-0	.000	0-0-0	1	0	0	0	0	0
D1 Oregon State	1	0-0	.000	0-0	.000	0-0	.000	0-1-1	0	0	0	0	0	0
D4 Georgia State	1	0-1	.000	0-1	.000	0-0	.000	0-1-1	0	0	0	0	0	0
D14 ETSU														
D19 Southern Miss														
D22 Morehead State														
D29 UMKC														
J3 Alabama														
J7 LSU														
J10 Arkansas														
J14 Texas A&M														
J17 Kentucky														
J21 Tennessee														
J25 Missouri														
J28 Alabama														
J31 Ole Miss														
F4 Tennessee														
F7 Auburn														
F11 South Carolina														
F14 Georgia														
F18 Florida														
F21 Ole Miss														
F25 Vanderbilt														
F28 South Carolina														
M4 LSU														
M8-12 SEC Tournament														

CAREER STATS FOR JOE STRUGG

Year	GP-GS	Min/Avg	FG-FGA	Pct	3FM-3GA	Pct	FT-FTA	Pct	Rebs	PF-D	Ast	TO	Blk	Stl	Pts/Avg
2016-17	4-0	8/2.0	0-2	.000	0-1	.000	0-0	.000	2-0.5	1-0	0	0	0	0	0/0.0

11 QUINNDARY WEATHERSPOON



Sophomore | Guard

6-4 | 205

Canton, MS

Velma Jackson HS

Season Highs

Points: 25, Boise State 11-18-16
FGM: 9, twice, last vs. Boise State 11-18-16
FGA: 18, UCF, 11-17-16
3FGM: 4, Oregon State 12-1-16
3FGA: 5, 3x, last vs Oregon State 12-1-16
FTM: 6, twice, last vs Oregon State 12-1-16
FTA: 7, twice, last vs. UTEP 11-20-16
Rebounds: 7, UCF, 11-17-16
Assists: 4, UCF, 11-17-16
Blocks: 2, Norfolk State, 11-11-16
Steals: 4, 3x, last vs Georgia State 12-4-16
Minutes: 36, UTEP 11-20-16

Career Highs

Points: 25, twice, last vs. Boise State 11-18-16
FGM: 8, Tennessee, 1-16-16
FGA: 18, UCF 11-17-16
3FGM: 4, twice, last vs. Auburn, 3-5-16
3FGA: 8, Ole Miss, 3-2-16
FTM: 8, Vanderbilt, 2-16-16
FTA: 10, Vanderbilt, 2-16-16
Rebounds: 14, Missouri, 1-30-16
Assists: 4, UCF 11-17-16
Blocks: 2, twice, last vs Texas A&M, 2-24-16
Steals: 4, 3x, last vs Georgia State 12-4-16
Minutes: 41, Alabama, 2-2-16

2016-17 Game-By-Game

Opponent	MIN	FG	Pct.	3FG	Pct.	FT	Pct.	O-D-R	PF	A	TO	B	S	PTS
N11 Norfolk State	30	9-16	.563	2-5	.400	2-2	1.000	2-4-6	2	2	2	2	1	22
N17 Central Florida	35	6-18	.333	2-5	.400	5-5	1.000	2-5-7	0	4	1	1	1	19
N18 Boise State	35	9-12	.750	1-3	.333	6-7	.857	1-3-4	1	2	2	0	4	25
N20 UTEP	36	2-9	.222	0-2	.000	5-7	.714	0-3-3	3	2	0	0	2	9
N25 Lehigh	-DNP-													
N28 Northwestern State	-DNP-													
D1 Oregon State	30	6-7	.857	4-5	.800	5-6	.833	1-3-4	3	0	4	0	4	21
D4 Georgia State	27	5-12	.417	2-8	.250	2-2	1.000	1-2-3	4	3	3	0	4	14
D14 ETSU														
D19 Southern Miss														
D22 Morehead State														
D29 UMKC														
J3 Alabama														
J7 LSU														
J10 Arkansas														
J14 Texas A&M														
J17 Kentucky														
J21 Tennessee														
J25 Missouri														
J28 Alabama														
J31 Ole Miss														
F4 Tennessee														
F7 Auburn														
F11 South Carolina														
F14 Georgia														
F18 Florida														
F21 Ole Miss														
F25 Vanderbilt														
F28 South Carolina														
M4 LSU														
M8-12 SEC Tournament														

Weatherspoon's Notes . . .

- Tabbed first-team All-SEC by league coaches and second-team by the media.

- In his game against Norfolk State it marked the third time he has scored 20+ points in a game.

-Had a game-high 22 points.

-Has scored in double-digits 22 times in his career.

-Eclipsed the 400 mark for his career. He has 412 points in 33 games.

-Had a career high 25 points against Boise State on November 18, 2016.

-Had a team and career-high 4 steals against Boise State on November 18, 2016.

-Shot at 75% against Boise State on November 18, 2016.

-Played through a wrist injury against UTEP on November 20, 2016.

-Returned from injury with a total of 21 points against Oregon State.

-Has now totaled 20-plus points fives times in his career, three times this year. MSU is 4-1 in thos games.

CAREER STATS FOR QUINNDARY WEATHERSPOON

Year	GP-GS	Min/Avg	FG-FGA	Pct	3FM-3GA	Pct	FT-FTA	Pct	Rebs	PF-D	Asst	TO	Blk	Stl	Pts/Avg
2015-16	31-17	836/27.0	133-297	.448	43-109	.394	62-77	.805	146-4.7	75-1	43	45	16	42	371-12.0
2016-17	6-6	193/32.2	37-74	.500	11-28	.393	25-29	.862	27-4.5	13-0	13	12	3	16	110/18.3
Totals	37-23	1029/27.8	170-371	.458	54-137	.394	87-106	.821	173-4.7	88-1	56	57	19	58	481-13.0

12 DREW DAVIS



Junior | Guard

5-10 | 172

Atlanta, GA

Fort Walton Beach HS

Season Highs

Points: --
 FGM: --
 FGA: 1, Oregon State 12-1-16
 3FGM: --
 3FGA: 1, Oregon State 12-1-16
 FTM: --
 FTA: --
 Rebounds: --
 Assists: --
 Blocks: --
 Steals: --
 Minutes: 2, Georgia State 12-4-16

Davis' Notes . . .

-Had a career-high 1 minutes against Oregon State.

2016-17 Game-By-Game

Opponent	MIN	FG	Pct.	3FG	Pct.	FT	Pct.	O-D-R	PF	A	TO	B	S	PTS
N11 Norfolk State	-DNP-													
N17 Central Florida	-DNP-													
N18 Boise State	-DNP-													
N20 UTEP	-DNP-													
N25 Lehigh	-DNP-													
N28 Northwestern State	-DNP-													
D1 Oregon State	1	0-1	.000	0-1	.000	0-0	.000	0-0-0	0	0	0	0	0	0
D4 Georgia State	2	0-0	.000	0-1	.000	0-0	.000	0-0-0	0	0	0	0	0	0
D14 ETSU														
D19 Southern Miss														
D22 Morehead State														
D29 UMKC														
J3 Alabama														
J7 LSU														
J10 Arkansas														
J14 Texas A&M														
J17 Kentucky														
J21 Tennessee														
J25 Missouri														
J28 Alabama														
J31 Ole Miss														
F4 Tennessee														
F7 Auburn														
F11 South Carolina														
F14 Georgia														
F18 Florida														
F21 Ole Miss														
F25 Vanderbilt														
F28 South Carolina														
M4 LSU														
M8-12 SEC Tournament														

CAREER STATS FOR DREW DAVIS

Year	GP-GS	Min/Avg	FG-FGA	Pct	3FM-3GA	Pct	FT-FTA	Pct	Rebs	PF-D	Asst	TO	Blk	Stl	Pts/Avg
2016-17	2-0	3/1.5	0-1	.000	0-1	.000	0-0	.000	0-0	0-0	0	0	0	0	0/0.0

13 NICK SINGLETON



Sophomore | Guard

6-5 | 194

Decatur, GA

Columbia HS

Season Highs

Points: 5, NWST 11-28-16
 FGM: 2, NWST 11-28-16
 FGA: 4, NWST 11-28-16
 3FGM: 1, NWST 11-28-16
 3FGA: 2, NWST 11-28-16
 FTM: --
 FTA: --
 Rebounds: 2, UCF, 11-17-16
 Assists: --
 Blocks: --
 Steals: 1, NWST 11-28-16
 Minutes: 13, NWST 11-28-16

2016-17 Game-By-Game

Opponent	MIN	FG	Pct.	3FG	Pct.	FT	Pct.	O-D-R	PF	A	TO	B	S	PTS
N11 Norfolk State	-DNP-													
N17 Central Florida	2	0-0	.000	0-0	.000	0-0	.000	1-1-2	0	0	0	0	0	0
N18 Boise State	-DNP-													
N20 UTEP	-DNP-													
N25 Lehigh	-DNP-													
N28 Northwestern State	13	2-4	.500	1-2	.500	0-0	.000	0-1-1	1	0	0	0	1	5
D1 Oregon State	1	0-0	.000	0-0	.000	0-0	.000	0-0-0	0	0	0	0	0	0
D4 Georgia State	2	0-1	.000	0-0	.000	0-0	.000	0-0-0	1	0	0	0	0	0
D14 ETSU														
D19 Southern Miss														
D22 Morehead State														
D29 UMKC														
J3 Alabama														
J7 LSU														
J10 Arkansas														
J14 Texas A&M														
J17 Kentucky														
J21 Tennessee														
J25 Missouri														
J28 Alabama														
J31 Ole Miss														
F4 Tennessee														
F7 Auburn														
F11 South Carolina														
F14 Georgia														
F18 Florida														
F21 Ole Miss														
F25 Vanderbilt														
F28 South Carolina														
M4 LSU														
M8-12 SEC Tournament														

Singleton's Notes . . .

-Had his first collegiate appearance with 2 minutes against UCF on November 17, 2016

-Had a career-high 13 minutes against Northwestern State.

-Had a career-high 5 points against Northwestern State.

CAREER STATS FOR NICK SINGLETON

Year	GP-GS	Min/Avg	FG-FGA	Pct	3FM-3GA	Pct	FT-FTA	Pct	Rebs	PF-D	Ast	TO	Blk	Stl	Pts/Avg
2016-17	4-0	18/4.5	2-5	.400	1-2	.500	0-0	.000	3-0.8	2-0	0	0	0	1	5/1.3

15 I.J. READY



Senior | Guard

5-11 | 166

Rixey, AR

Parkview Magent HS

Season Highs

Points: 20, Lehigh 11-25-16
FGM: 8, Lehigh 11-25-16
FGA: 16, Lehigh 11-25-16
3FGM: 1, 5x, last vs. vs Georgia State 12-4-16
3FGA: 6, UCF, 11-17-16
FTM: 5, NWST 11-28-16
FTA: 7, NWST 11-28-16
Rebounds: 6, Lehigh 11-25-16
Assists: 7, Norfolk State, 11-11-16
Blocks: --
Steals: 3, Boise State 11-18-16
Minutes: 35, Lehigh 11-25-16

Career Highs

Points: 25, Eastern Washington, 11-13-15
FGM: 8, twice, last vs Lehigh 11-25-16
FGA: 16, 4x, last vs Lehigh 11-25-16
3FGM: 4, Georgia, 1-24-15
3FGA: 7, 7x, last vs. Texas Southern, 12-2-15
FTM: 8, Eastern Washington, 11-13-15
FTA: 9, Eastern Washington, 11-13-15
Rebounds: 8, twice, last vs. Auburn, 1-21-15
Assists: 11, twice, last vs. Northern Colorado, 12-23-15
Blocks: 1, Arkansas, 2-9-16
Steals: 5, 3x, last vs. NWST 11-28-16
Minutes: 36, Ole Miss, 3-2-16

2016-17 Game-By-Game

Opponent	MIN	FG	Pct.	3FG	Pct.	FT	Pct.	O-D-R	PF	A	TO	B	S	PTS
N11 Norfolk State	31	5-13	.385	1-2	.500	3-4	.750	0-3-3	2	7	0	0	0	14
N17 Central Florida	30	6-15	.400	1-6	.167	2-2	1.000	1-2-3	1	4	2	0	1	15
N18 Boise State	27	5-9	.556	1-2	.500	2-3	.667	1-2-3	2	6	0	0	3	13
N20 UTEP	30	2-6	.333	0-1	.000	2-2	1.000	1-1-2	3	3	3	0	1	6
N25 Lehigh	35	8-16	.500	1-3	.333	3-5	.600	0-6-6	1	5	1	0	1	20
N28 Northwestern State	34	4-6	.667	1-1	1.000	5-7	.714	0-3-3	1	6	5	0	5	14
D1 Oregon State	28	2-6	.333	0-3	.000	0-0	.000	0-1-1	1	5	4	0	5	4
D4 Georgia State	30	5-8	.625	1-3	.333	0-0	.000	0-3-3	3	5	0	0	1	11
D14 ETSU														
D19 Southern Miss														
D22 Morehead State														
D29 UMKC														
J3 Alabama														
J7 LSU														
J10 Arkansas														
J14 Texas A&M														
J17 Kentucky														
J21 Tennessee														
J25 Missouri														
J28 Alabama														
J31 Ole Miss														
F4 Tennessee														
F7 Auburn														
F11 South Carolina														
F14 Georgia														
F18 Florida														
F21 Ole Miss														
F25 Vanderbilt														
F28 South Carolina														
M4 LSU														
M8-12 SEC Tournament														

Ready's Notes . . .

- I.J. Ready leads the team in assists with 7.

- Earned his 66th career start.

- He earned his 28th double-digit game with 15 against UCF on November 17, 2016

- 302 points shy of becoming the 37th player in MSU history to score 1,000 for a career.

- Needs just 41 assists to move into the MSU all-time Top 10.

- Is 30 steals shy of moving in the MSU Top 10 record book.

- Had a season-high 3 steals against Boise State on November 18, 2016.

- Had a team-high 20 points and 5 assists against Lehigh.

- Had a season-high 5 free throws made against Northwestern State.

- Needs 249 more points to be the 37th player to reach 1000.

CAREER STATS FOR I.J. READY

Year	GP-GS	Min/Avg	FG-FGA	Pct	3FM-3GA	Pct	FT-FTA	Pct	Rebs	PF-D	Asst	TO	Blk	Stl	Pts/Avg
2013-14	26-21	626/24.1	59-159	.371	17-48	.354	18-21	.857	55-2.1	31-1	69	41	0	32	153/5.9
2014-15	29-21	744/25.7	87-218	.399	28-95	.295	37-42	.881	57-2.0	46-0	71	41	0	37	239/8.2
2015-16	30-22	886/29.5	103-247	.417	26-91	.286	45-56	.804	79-2.6	56-1	134	48	1	39	277/9.2
2016-17	8-8	245/30.6	37-79	.468	6-21	.286	17-23	.739	24-3.0	14-0	41	15	0	17	97/12.1
Totals	93-72	2501/26.9	286-703	.407	77-255	.302	117-142	.824	215-2.3	147-2	315	145	1	125	766/8.2

20 MILES WASHINGTON



Freshman | Center

6-7 | 202

New Albany, MS

New Albany HS

Season Highs

Points: --
 FGM: --
 FGA: --
 3FGM: --
 3FGA: --
 FTM: --
 FTA: --
 Rebounds: --
 Assists: --
 Blocks: --
 Steals: --
 Minutes: 2, vs Georgia State 12-4-16

Washington's Notes . . .

-Had a career-high 2 minutes against Georgia State.

2016-17 Game-By-Game

Opponent	MIN	FG	Pct.	3FG	Pct.	FT	Pct.	O-D-R	PF	A	TO	B	S	PTS
N11 Norfolk State	-DNP-													
N17 Central Florida	-DNP-													
N18 Boise State	-DNP-													
N20 UTEP	-DNP-													
N25 Lehigh	-DNP-													
N28 Northwestern State	-DNP-													
D1 Oregon State	1	0-0	.000	0-0	.000	0-0	.000	0-0-0	1	0	0	0	0	0
D4 Georgia State	2	0-0	.000	0-0	.000	0-0	.000	0-0-0	0	0	0	0	0	0
D14 ETSU														
D19 Southern Miss														
D22 Morehead State														
D29 UMKC														
J3 Alabama														
J7 LSU														
J10 Arkansas														
J14 Texas A&M														
J17 Kentucky														
J21 Tennessee														
J25 Missouri														
J28 Alabama														
J31 Ole Miss														
F4 Tennessee														
F7 Auburn														
F11 South Carolina														
F14 Georgia														
F18 Florida														
F21 Ole Miss														
F25 Vanderbilt														
F28 South Carolina														
M4 LSU														
M8-12 SEC Tournament														

CAREER STATS FOR MILES WASHINGTON

Year	GP-GS	Min/Avg	FG-FGA	Pct	3FM-3GA	Pct	FT-FTA	Pct	Rebs	PF-D	Ast	TO	Blk	Stl	Pts/Avg
2016-17	2-0	3/1.5	0-0	.000	0-0	.000	0-0	.000	0-0.0	1-0	0	0	0	0	0/0.0

23 TYSON CARTER



Freshman | Guard

6-4 | 167

Starkville, MS

Starkville HS

Season Highs

Points: 17, Norfolk State, 11-11-16
FGM: 6, Norfolk State, 11-11-16
FGA: 15, twice, last vs NWST 11-28-16
3FGM: 5, Norfolk State, 11-11-16
3FGA: 8, twice, last vs Lehigh 11-25-16
FTM: 6, Boise State 11-18-16
FTA: 6, Boise State 11-18-16
Rebounds: 6, UTEP 11-20-16
Assists: 2, 4x, last vs vs Georgia State 12-4-16
Blocks: 1, twice, last vs Oregon State 12-1-16
Steals: 2, 3x, last vs Lehigh 11-25-16
Minutes: 37, NWST 11-28-16

Carter's Notes . . .

- 17 points is the most by a freshman on opening day since Chancellor Nichols scored 17 against Christian Brothers in November 1987

-In his collegiate debut, freshman guard Tyson Carter poured in 17 points on 6-of-8 shooting. He also drained 5 3-pointers

-Earned his first-career start during his collegiate debut against Norfolk State on November 11, 2016.

-Scored 17 points in his debut against Norfolk State, the most by a true freshman on opening day since Chancellor Nichols also had 17 against Christian Brothers on Nov. 28, 1987.

-Shot 6 for 6 at the free throw line against Boise State.

-Was second on the team for 3-pointers with 3 against UTEP.

-Had a career-high 6 assists against UTEP.

-Earned his first-career block against Lehigh.

-Has made his past 12 free throw shots.

-Had a career-high 37 minutes against Northwestern State.

-He is second on the team with free-throw percentage and has made 15 of his last 16.

2016-17 Game-By-Game

Opponent	MIN	FG	Pct.	3FG	Pct.	FT	Pct.	O-D-R	PF	A	TO	B	S	PTS
N11 Norfolk State	33	6-8	.750	5-7	.714	0-0	.000	0-1-1	1	2	1	0	1	17
N17 Central Florida	33	2-12	.167	2-8	.250	2-4	.500	0-2-2	2	2	0	0	2	8
N18 Boise State	30	4-10	.400	1-4	.250	6-6	1.000	0-2-2	2	1	0	0	2	15
N20 UTEP	26	3-7	.429	3-6	.500	0-0	.000	0-6-6	1	1	0	0	0	9
N25 Lehigh	36	5-15	.333	2-8	.250	4-4	1.000	0-2-2	3	0	1	1	2	16
N28 Northwestern State	37	4-15	.267	0-7	.000	2-2	1.000	1-2-3	2	2	2	0	1	10
D1 Oregon State	25	2-6	.333	1-2	.500	3-4	.750	0-3-3	0	0	0	1	1	8
D4 Georgia State	24	0-3	.000	0-2	.000	2-2	1.000	0-3-3	1	2	0	0	2	2
D14 ETSU														
D19 Southern Miss														
D22 Morehead State														
D29 UMKC														
J3 Alabama														
J7 LSU														
J10 Arkansas														
J14 Texas A&M														
J17 Kentucky														
J21 Tennessee														
J25 Missouri														
J28 Alabama														
J31 Ole Miss														
F4 Tennessee														
F7 Auburn														
F11 South Carolina														
F14 Georgia														
F18 Florida														
F21 Ole Miss														
F25 Vanderbilt														
F28 South Carolina														
M4 LSU														
M8-12 SEC Tournament														

CAREER STATS FOR TYSON CARTER

Year	GP-GS	Min/Avg	FG-FGA	Pct	3FM-3GA	Pct	FT-FTA	Pct	Rebs	PF-D	Ast	TO	Blk	Stl	Pts/Avg
2016-17	8-8	244/30.5	26-76	.342	14-44	.318	19-22	.864	22-2.8	12-0	10	4	2	11	85/10.6

24 ABDUL ADO



Freshman | Forward

6-11 | 246

Lagos, Nigeria

Hamilton Heights HS

Season Highs

Points: --
 FGM: --
 FGA: --
 3FGM: --
 3FGA: --
 FTM: --
 FTA: --
 Rebounds: --
 Assists: --
 Blocks: --
 Steals: --
 Minutes: --

Ado's Notes . . .

2016-17 Game-By-Game

Opponent	MIN	FG	Pct.	3FG	Pct.	FT	Pct.	O-D-R	PF	A	TO	B	S	PTS
N11 Norfolk State	-DNP-													
N17 Central Florida	-DNP-													
N18 Boise State	-DNP-													
N20 UTEP	-DNP-													
N25 Lehigh	-DNP-													
N28 Northwestern State	-DNP-													
D1 Oregon State	-DNP-													
D4 Georgia State	-DNP-													
D14 ETSU														
D19 Southern Miss														
D22 Morehead State														
D29 UMKC														
J3 Alabama														
J7 LSU														
J10 Arkansas														
J14 Texas A&M														
J17 Kentucky														
J21 Tennessee														
J25 Missouri														
J28 Alabama														
J31 Ole Miss														
F4 Tennessee														
F7 Auburn														
F11 South Carolina														
F14 Georgia														
F18 Florida														
F21 Ole Miss														
F25 Vanderbilt														
F28 South Carolina														
M4 LSU														
M8-12 SEC Tournament														

CAREER STATS FOR ABDUL ADO

Year	GP-GS	Min/Avg	FG-FGA	Pct	3FM-3GA	Pct	FT-FTA	Pct	Rebs	PF-D	Ast	TO	Blk	Stl	Pts/Avg
2016-17															

34 SCHNIDER HERARD



Freshman | Center

6-10 | 250

Port-au-Prince, Haiti

Prestonwood Christian HS

Season Highs

Points: 8, vs Georgia State 12-4-16
FGM: 3, vs Georgia State 12-4-16
FGA: 4, vs Georgia State 12-4-16
3FGM: --
3FGA: --
FTM: 2, 3x, last vs vs Georgia State 12-4-16
FTA: 4, Oregon State 12-1-16
Rebounds: 7, twice, last vs Georgia State 12-4-16
Assists: 2, UTEP 11-20-16
Blocks: 2, vs Georgia State 12-4-16
Steals: 1, NWST 11-28-16
Minutes: 21, Oregon State 12-1-16

Herard's Notes . . .

- Had his collegiate debut against Norfolk State on November 11, 2016.

-Had 4 rebounds in the 17 minutes he played.

-Made his first career free throws with 2 against UCF on November 17, 2016.

-Had a team-high 7 rebounds against Boise State on November 18, 2016.

-Had a career-high 20 minutes on November 20, 2016.

-Earned his first career block & steal against Northwestern State.

-Had a career-high 21 minutes against Oregon State.

-Had a career-high in points (8) and blocks (2) and tied his career-high (7) rebounds against Georgia State.

2016-17 Game-By-Game

Opponent	MIN	FG	Pct.	3FG	Pct.	FT	Pct.	O-D-R	PF	A	TO	B	S	PTS
N11 Norfolk State	17	2-3	.667	0-0	.000	0-1	.000	2-2-4	1	0	3	0	0	4
N17 Central Florida	18	0-2	.000	0-0	.000	2-3	.667	0-2-2	4	0	1	0	0	2
N18 Boise State	18	0-1	.000	0-0	.000	0-0	.000	1-6-7	2	0	1	0	0	0
N20 UTEP	20	0-1	.000	0-0	.000	0-0	.000	2-3-5	3	2	1	0	0	0
N25 Lehigh	14	1-2	.500	0-0	.000	0-0	.000	0-4-4	1	0	0	0	0	2
N28 Northwestern State	16	1-1	1.000	0-0	.000	0-0	.000	0-4-4	1	0	2	1	1	2
D1 Oregon State	21	0-2	.000	0-0	.000	2-4	.500	1-3-4	2	0	2	0	0	2
D4 Georgia State	18	3-4	.750	0-0	.000	2-3	.667	3-4-7	0	0	2	2	0	8
D14 ETSU														
D19 Southern Miss														
D22 Morehead State														
D29 UMKC														
J3 Alabama														
J7 LSU														
J10 Arkansas														
J14 Texas A&M														
J17 Kentucky														
J21 Tennessee														
J25 Missouri														
J28 Alabama														
J31 Ole Miss														
F4 Tennessee														
F7 Auburn														
F11 South Carolina														
F14 Georgia														
F18 Florida														
F21 Ole Miss														
F25 Vanderbilt														
F28 South Carolina														
M4 LSU														
M8-12 SEC Tournament														

CAREER STATS FOR SCHNIDER HERARD

Year	GP-GS	Min/Avg	FG-FGA	Pct	3FM-3GA	Pct	FT-FTA	Pct	Rebs	PF-D	Ast	TO	Blk	Stl	Pts/Avg
2016-17	8-0	142/17.8	7-16	.438	0-0	.000	6-11	.545	37-4.6	14-0	2	12	3	1	20/2.5

35 ARIC HOLMAN



Sophomore | Forward

6-10 | 222

Owensboro, KY

Owensboro HS

Season Highs

Points: 18, UTEP 11-20-16
FGM: 8, UTEP 11-20-16
FGA: 13, Boise State 11-18-16
3FGM: 1, twice, last vs Oregon State 12-1-16
3FGA: 4, Boise State 11-18-16
FTM: 5, 1, NWST 11-28-16
FTA: 7, Norfolk State, 11-11-16
Rebounds: 11, Norfolk State, 11-11-16
Assists: 2, Lehigh 11-25-16
Blocks: 5, twice, last vs NWST 11-28-16
Steals: 2, 3x, last vs Oregon State 12-1-16
Minutes: 28, UCF, 11-17-16

Career Highs

Points: 18, UTEP 11-20-16
FGM: 8, UTEP 11-20-16
FGA: 13, Boise State 11-18-16
3FGM: 1, twice, last vs. Norfolk State 11-17-16
3FGA: 4, Boise State 11-18-16
FTM: 5, 1, NWST 11-28-16
FTA: 7, Norfolk State, 11-11-16
Rebounds: 11, Norfolk State, 11-11-16
Assists: 4, Arkansas, 2-9-16
Blocks: 5, twice, last vs NWST 11-28-16
Steals: 2, 3x, last vs Oregon State 12-1-16
Minutes: 28, UCF, 11-17-16

2016-17 Game-By-Game

Opponent	MIN	FG	Pct.	3FG	Pct.	FT	Pct.	O-D-R	PF	A	TO	B	S	PTS
N11 Norfolk State	26	3-7	.429	1-2	.500	4-7	.571	3-8-11	2	0	1	5	2	11
N17 Central Florida	28	2-4	.500	0-1	.000	2-3	.667	4-3-7	1	0	2	1	1	6
N18 Boise State	24	6-13	.461	0-4	.000	0-0	.000	1-4-5	1	0	2	0	0	12
N20 UTEP	23	8-10	.800	0-1	.000	2-2	1.000	2-2-4	5	0	2	0	2	18
N25 Lehigh	24	4-6	.667	0-0	.000	2-2	1.000	1-3-4	4	2	2	1	1	10
N28 Northwestern State	26	4-6	.667	0-1	.000	5-6	.833	3-4-7	0	0	1	5	1	13
D1 Oregon State	26	2-7	.286	1-1	1.000	2-2	1.000	3-4-7	1	1	2	1	2	7
D4 Georgia State	15	3-7	.429	0-1	.000	1-2	.500	1-3-4	3	0	1	1	0	7
D14 ETSU														
D19 Southern Miss														
D22 Morehead State														
D29 UMKC														
J3 Alabama														
J7 LSU														
J10 Arkansas														
J14 Texas A&M														
J17 Kentucky														
J21 Tennessee														
J25 Missouri														
J28 Alabama														
J31 Ole Miss														
F4 Tennessee														
F7 Auburn														
F11 South Carolina														
F14 Georgia														
F18 Florida														
F21 Ole Miss														
F25 Vanderbilt														
F28 South Carolina														
M4 LSU														
M8-12 SEC Tournament														

Holman's Notes . . .

- Aric Holman had a team high of 11 rebounds.

- Sophomore forward Aric Holman recorded his first-career double-double with career highs in points (11) and rebounds (11).

- Had career highs in minutes (26), steals (2) and blocks (5).

-Has collected 18 rebounds to go along with his 17 points.

-Had a career and team-high 18 points against UTEP on November 20, 2016.

-Shot at 80% against UTEP on November 20, 2016.

-Earned his first block of the season against Lehigh on November 25, 2016

-Tied his career-high with 2 steals against Oregon State.

CAREER STATS FOR ARIC HOLMAN

Year	GP-GS	Min/Avg	FG-FGA	Pct	3FM-3GA	Pct	FT-FTA	Pct	Rebs	PF-D	Ast	TO	Blk	Stl	Pts/Avg
2015-16	21-3	194/9.2	18-44	.409	2-13	.154	1-6	.167	39-1.9	37-2	8	16	14	2	39/1.9
2016-17	8-8	192/24.0	32-60	.533	2-11	.182	18-24	.750	49-6.1	17-1	3	13	14	9	84/10.5
Totals	29-11	386/13.3	50-104	.481	4-24	.167	19-30	.633	88-3.0	54-3	11	29	28	11	123/4.2

45 E.J. DATCHER



Freshman | Center

6-9 | 240

Hapersville, AL

Vincent HS

Season Highs

Points: 2, 3x, 1, NWST 11-28-16
FGM: 1, 3x, NWST 11-28-16
FGA: 2, 3x 1, NWST 11-28-16,
3FGM: --
3FGA: --
FTM: --
FTA: 1, Norfolk State, 11-11-16
Rebounds: 7, Norfolk State, 11-11-16
Assists: --
Blocks: 3, UCF, 11-17-16
Steals: 1, twice, last vs. 4, Boise State 11-18-16
Minutes: 15, UCF, 11-17-16

Datcher's Notes . . .

- E.J. Datcher was second on the team with 7 rebounds.

-- Had his collegiate debut against Norfolk State on November 11, 2016.

-Was second on the team for blocks with 4 against UCF on November 17, 2016

2016-17 Game-By-Game

Opponent	MIN	FG	Pct.	3FG	Pct.	FT	Pct.	O-D-R	PF	A	TO	B	S	PTS
N11 Norfolk State	9	1-2	.500	0-0	.000	0-1	.000	1-6-7	4	0	0	1	0	2
N17 Central Florida	15	1-2	.500	0-0	.000	0-1	.000	0-2-2	5	0	0	3	1	2
N18 Boise State	11	0-1	.000	0-0	.000	1-2	.500	2-2-4	1	0	1	0	1	1
N20 UTEP	5	0-0	.000	0-0	.000	0-0	.000	0-0-0	1	0	0	0	0	0
N25 Lehigh	10	0-0	.000	0-0	.000	0-0	.000	0-1-1	1	0	1	1	0	0
N28 Northwestern State	8	1-2	.500	0-0	.000	0-0	.000	2-1-3	1	0	0	1	0	2
D1 Oregon State	4	0-0	.000	0-0	.000	0-0	.000	0-0-0	3	0	0	0	0	0
D4 Georgia State	7	0-1	.000	0-0	.000	0-0	.000	0-0-0	0	0	0	1	0	0
D14 ETSU														
D19 Southern Miss														
D22 Morehead State														
D29 UMKC														
J3 Alabama														
J7 LSU														
J10 Arkansas														
J14 Texas A&M														
J17 Kentucky														
J21 Tennessee														
J25 Missouri														
J28 Alabama														
J31 Ole Miss														
F4 Tennessee														
F7 Auburn														
F11 South Carolina														
F14 Georgia														
F18 Florida														
F21 Ole Miss														
F25 Vanderbilt														
F28 South Carolina														
M4 LSU														
M8-12 SEC Tournament														

CAREER STATS FOR E.J. DATCHER

Year	GP-GS	Min/Avg	FG-FGA	Pct	3FM-3GA	Pct	FT-FTA	Pct	Rebs	PF-D	Ast	TO	Blk	Stl	Pts/Avg
2016-17	8-0	69/8.6	3-8	.375	0-0	.000	1-4	.250	17-2.1	16-1	0	2	7	2	7/0.9

Exhibition — Nov. 4, 2016

Mississippi State	78
Delta State	63

Humphrey Coliseum • Starkville, MS

Delta State

Player	FG	3FG	FT	RB	PF	PT	A	Min
Davis	f 2-6	0-0	0-0	1	5	4	0	24
Harper	f 0-0	0-0	0-0	0	5	0	0	5
Warner	g 6-12	5-9	4-6	4	4	21	2	36
Kilpatrick	g 1-2	0-0	0-1	5	0	2	4	28
Schmidt	g 6-20	2-9	3-4	5	4	17	6	32
Henry	0-2	0-0	0-0	4	0	0	0	16
Cornish	3-5	3-5	0-0	2	3	9	0	29
King	0-0	0-0	0-0	0	0	0	0	1
Weldon	1-1	0-0	0-0	0	0	2	0	6
Taylor	2-6	0-0	4-7	6	3	8	0	22
Kimble	0-0	0-0	0-0	0	0	0	0	1
TOTALS	21-54	10-23	11-18	33	24	63	12	200

Mississippi State

Player	FG	3FG	FT	RB	PF	PT	A	Min
Holman	f 4-7	1-3	6-7	10	0	15	0	25
Kegler	g 6-12	4-9	2-4	8	1	18	0	24
W'Spoon	g 4-12	1-2	3-4	8	3	12	4	25
Ready	g 4-6	1-3	0-0	1	1	9	4	18
Carter	g 1-6	0-4	2-2	2	2	4	1	25
Peters	2-8	1-4	2-5	1	3	7	2	18
Wright	2-5	0-2	3-4	2	2	7	1	23
Strugg	0-1	0-1	0-0	0	1	0	0	4
Davis	0-1	0-0	0-0	2	1	0	0	3
Singleton	1-1	0-0	0-0	0	2	2	0	5
Washington	0-0	0-0	0-0	1	1	0	0	3
Herard	1-2	0-0	0-2	5	5	2	0	11
Datcher	1-3	0-0	0-1	6	2	2	0	16
TOTALS	26-64	8-28	18-29	48	24	78	12	200

Halftime: MSU 43, DSU 32. FG%: MSU 40.6%, DSU 38.9%. 3FG%: MSU 28.6%, DSU 43.5%. FT%: MSU 62.1%, DSU 61.1%. Turnovers: MSU 16 (Herard 3), DSU 19 (Schmidt 7). Blocked Shots: MSU 7 (Holman 4), DSU 1 (P.J. Davis). Steals: MSU 9 (Peters 4), DSU 7 (Kilpatrick 4). Officials: Anthony Jordan, Owen Shortt, Ken Washington. Attendance: 3,721.

Game 1 — Nov. 11, 2016

Mississippi State	78
Norfolk State	74

Humphrey Coliseum • Starkville, MS

Norfolk State

Player	FG	3FG	FT	RB	PF	PT	A	Min
Long	f 2-5	0-0	1-3	7	4	5	0	30
Gellineau	c 0-0	0-0	0-0	4	5	0	0	11
Robinson	g 7-14	2-5	5-5	3	1	21	5	38
Wade	g 5-16	0-2	8-12	12	0	18	3	35
Goss	g 4-7	1-4	0-0	1	2	9	1	31
Ward	2-4	0-1	0-1	2	0	4	2	20
Brown	2-3	1-1	0-0	0	2	5	0	5
Williams	1-2	1-2	2-2	2	2	5	0	12
Robinson	3-6	0-0	1-3	3	5	7	0	18
TOTALS	26-57	5-15	17-26	35	21	74	11	200

Mississippi State

Player	FG	3FG	FT	RB	PF	PT	A	Min
Holman	f 3-7	1-2	4-7	11	2	11	0	26
Kegler	g 2-6	2-4	2-2	2	4	8	1	26
W'Spoon	g 9-16	2-5	2-2	6	2	22	2	30
Ready	g 5-13	1-2	3-4	3	2	14	7	31
Carter	g 6-8	5-7	0-0	1	1	17	2	33
Peters	0-3	0-2	0-0	1	2	0	3	15
Wright	0-2	0-1	0-0	0	4	0	0	13
Herard	2-3	0-0	0-1	4	1	4	0	17
Datcher	1-2	0-0	0-1	7	4	2	0	9
TOTALS	28-60	11-23	11-17	38	22	78	12	200

Halftime: MSU 39, NSU 39. FG%: MSU 42.4%, NSU 43.3%. 3FG%: MSU 40.0%, NSU 30.0%. FT%: MSU 62.5%, NSU 52.6%. Turnovers: MSU 13 (Peters 4), NSU 12 (Robinson 3). Blocked Shots: MSU 8 (Holman 5), NSU 5 (Robinson 3). Steals: MSU 4 (Holman 2), NSU 5 (Robinson 3). Officials: Antinio Petty, Terry Moore, Darron George. Attendance: 4,467.

Game 2 — Nov. 17, 2016

Central Florida	86
Mississippi State	61

TD Arena • Charleston, SC

Mississippi State

Player	FG	3FG	FT	RB	PF	PT	A	Min
Holman	f 2-4	0-1	2-3	7	1	6	0	28
Kegler	g 3-7	1-2	0-0	5	4	7	0	22
W'Spoon	g 6-18	2-5	5-5	7	0	19	4	35
Ready	g 6-15	1-6	2-2	3	1	15	4	30
Carter	g 2-12	2-8	2-4	2	2	8	2	33
Wright	0-2	0-2	2-2	0	4	2	0	15
Strugg	0-0	0-0	0-0	0	0	0	0	2
Singleton	0-0	0-0	0-0	2	0	0	0	2
Herard	0-2	0-0	2-2	2	4	2	0	18
Datcher	1-2	0-0	0-1	2	5	2	0	15
TOTALS	20-62	6-24	15-20	35	21	61	10	200

Central Florida

Player	FG	3FG	FT	RB	PF	PT	A	Min
Efianayi	f 7-14	2-6	3-5	7	2	19	2	29
Banyard	f 3-6	1-2	1-4	13	2	8	2	33
Fall	c 13-17	0-0	0-4	12	2	26	1	27
Taylor	g 5-14	1-3	6-6	7	1	17	10	35
Williams	g 3-7	1-4	3-3	3	2	10	1	33
Mumin	0-0	0-0	0-0	0	0	0	0	10
Stephenson	0-1	0-0	0-0	1	0	0	0	2
Brown	1-3	0-0	4-4	4	5	6	0	11
Laing	0-2	0-0	0-0	1	2	0	2	20
TOTALS	32-64	5-15	17-26	49	16	86	18	200

Halftime: MSU 33, UCF 53. FG%: MSU 32.3%, UCF 50.0%. 3FG%: MSU 25.0%, UCF 33.3%. FT%: MSU 75.0%, UCF 65.4%. Turnovers: MSU 10 (Kegler 3), UCF 10 (Efianayi 5). Blocked Shots: MSU 5 (Datcher 3), UCF 3 (Fall 3). Steals: MSU 8 (Kegler, Carter 2), UCF 4 (Taylor 2). Officials: John Higgins, Les Jones, Paul Janssen. Attendance: 3,430.

Game 3 — Nov. 18, 2016

Mississippi State	80
Boise State	68

TD Arena • Charleston, SC

Mississippi State

Player	FG	3FG	FT	RB	PF	PT	A	Min
Holman	f 6-13	0-4	0-0	5	1	12	0	24
Kegler	g 4-6	2-4	2-3	4	2	12	0	26
W'Spoon	g 9-12	1-3	6-7	4	1	25	2	35
Ready	g 5-9	1-2	2-3	3	2	13	6	27
Carter	g 4-10	1-4	6-6	2	2	15	1	30
Peters	0-4	0-3	0-0	1	3	0	1	14
Wright	0-1	0-1	2-2	0	2	2	3	15
Herard	0-1	0-0	0-0	7	2	0	0	18
Datcher	0-1	0-0	1-2	4	1	1	0	11
TOTALS	28-57	5-21	19-23	35	16	80	13	200

Boise State

Player	FG	3FG	FT	RB	PF	PT	A	Min
Duncan	f 4-8	4-8	0-0	0	3	12	0	19
Wacker	f 1-1	0-0	0-1	3	2	2	3	22
Jessup	g 1-6	1-5	2-2	1	2	5	0	25
Hutchison	g 5-7	0-1	3-3	6	4	13	0	24
Reid	g 1-5	0-4	0-0	2	1	2	1	18
Dickinson	2-3	1-2	0-0	2	0	5	0	13
Jorch	3-3	0-0	0-0	0	3	6	0	9
Haney	2-4	1-2	1-2	6	0	6	0	22
Oluyitan	0-0	0-0	0-0	0	1	0	0	2
Austin	6-9	0-1	1-2	1	3	13	2	20
Hobbs	2-9	0-2	0-0	4	4	4	4	26
TOTALS	27-55	7-25	7-10	27	23	68	10	200

Halftime: MSU 37, BSU 29. FG%: MSU 49.1%, BSU 49.1%. 3FG%: MSU 23.8%, BSU 28.0%. FT%: MSU 82.6%, BSU 70.0%. Turnovers: MSU 10 (Kegler 3), BSU 17 (Oluyitan 4). Blocked Shots: MSU 0, BSU 1 (Wacker). Steals: MSU 13 (Waetherspoon 4), BSU 3 (Hobbs 2). Officials: Antinio Petty, Mike Stuart, Jeb Hartness. Attendance: 3,517.

Game 4 — Nov. 20, 2016

Mississippi State	61
UTEP	54

TD Arena • Charleston, SC

UTEP

Player	FG	3FG	FT	RB	PF	PT	A	Min
Flaggert	f 1-8	1-8	0-0	4	3	3	3	33
Thomas	f 3-7	0-0	1-1	5	4	7	0	24
Willms	c 3-7	0-0	6-12	11	2	12	2	32
Harris	g 3-9	1-4	1-2	4	2	8	1	30
Artis	g 6-14	1-6	2-3	5	4	15	3	39
Touchet	2-4	1-3	0-0	1	1	5	1	17
Barrett	0-1	0-1	0-0	0	0	0	0	16
Jones	1-1	0-0	2-2	1	2	4	0	9
TOTALS	19-51	4-22	12-20	34	18	54	10	200

Mississippi State

Player	FG	3FG	FT	RB	PF	PT	A	Min
Holman	f 8-10	0-1	2-2	4	5	18	0	23
Kegler	g 2-10	0-4	2-2	8	1	6	0	27
W'Spoon	g 2-9	0-2	5-7	3	3	9	2	36
Ready	g 2-6	0-1	2-2	2	3	6	3	30
Carter	g 3-7	3-6	0-0	6	1	9	1	26
Peters	4-6	4-5	1-1	1	3	13	4	23
Wright	0-3	0-1	0-0	1	0	0	0	10
Herard	0-1	0-0	0-0	5	3	0	2	20
Datcher	0-0	0-0	0-0	0	1	0	0	5
TOTALS	21-52	7-20	12-14	34	20	61	12	200

Halftime: MSU 33, UTEP 33. FG%: MSU 40.4%, UTEP 37.3%. 3FG%: MSU 35.0%, UTEP 18.2%. FT%: MSU 85.7%, UTEP 60.0%. Turnovers: MSU 8 (Ready 3), UTEP 12 (Flaggert, Thomas 3). Blocked Shots: MSU 1 (Wright 1), UTEP 2 (Thomas, Willms 1). Steals: MSU 5 (Holman, Waetherspoon 2), UTEP 2 (Artis 2). Officials: Paul Janssen, Les Jones, John Gaffney. Attendance: 1,293.

Game 5 — Nov. 25, 2016

Lehigh	87
Mississippi State	73

Humphrey Coliseum • Starkville, MS

Lehigh

Player	FG	3FG	FT	RB	PF	PT	A	Min
Holba	f 4-8	1-3	2-2	8	1	11	3	34
Kempton	c 5-11	0-2	3-3	7	4	13	1	26
Ross	g 7-11	3-5	1-1	2	2	18	5	33
Leufroy	g 8-11	2-3	0-0	4	1	18	4	35
Price	g 5-10	4-6	0-0	4	2	14	2	28
Cohen	0-2	0-1	0-0	6	2	0	1	14
Andree	4-12	1-6	2-2	3	1	11	0	18
Alston	1-1	0-0	0-0	1	1	2	0	12
TOTALS	34-66	11-26	8-8	39	14	87	16	200

Mississippi State

Player	FG	3FG	FT	RB	PF	PT	A	Min
Holman	f 4-6	0-0	2-2	4	4	10	2	24

Game 6 — Nov. 28, 2016

Mississippi State 65
Northwestern State 59

Humphrey Coliseum • Starkville, MS

Northwestern State

Player	FG	3FG	FT	RB	PF	PT	A	Min
Lane c	2-6	0-0	2-3	3	2	6	0	26
Joseph g	3-7	1-2	0-0	6	4	7	1	33
Hall g	2-7	0-0	2-2	4	4	6	5	32
Thompson g	2-5	2-5	0-0	5	3	6	1	31
Woodley g	10-19	5-9	3-3	6	1	28	0	35
Sweeney	1-3	0-2	1-2	3	0	3	1	12
Boyd	0-3	0-1	0-0	2	1	0	0	12
Kissoonlal	1-2	1-2	0-0	2	2	3	0	10
Metoyer	0-1	0-0	0-0	0	1	0	0	3
Bell	0-1	0-0	0-0	0	0	0	0	3
Hamilton	0-0	0-0	0-0	0	0	0	0	3
TOTALS	21-54	9-21	8-10	33	18	59	8	200

Mississippi State

Player	FG	3FG	FT	RB	PF	PT	A	Min
Holman f	4-6	0-1	5-6	7	0	13	0	26
Wright g	4-5	0-1	3-5	7	4	11	1	32
Kegler g	4-12	0-3	0-0	2	2	8	0	30
Ready g	4-6	1-1	5-7	3	1	14	6	34
Carter g	4-15	0-7	2-2	3	2	10	2	37
Strugg	0-1	0-0	0-0	0	1	0	0	4
Singleton	2-4	1-2	0-0	1	1	5	0	13
Herard	1-1	0-0	0-0	4	1	2	0	16
Datcher	1-2	0-0	0-0	3	1	2	0	8
TOTALS	24-52	2-15	15-20	31	13	65	9	200

Halftime: MSU 28, NWST 28. FG%: MSU 46.2%, NWST 38.9%. 3FG%: MSU 13.3%, NWST 42.9%. FT%: MSU 75.0%, NWST 80.0%. Turnovers: MSU 13 (Ready 5), NWST 19 (Five players with 3). Blocked Shots: MSU 7 (Holman 5), NWST 0. Steals: MSU 11 (Ready 5), NWST 5 (Hall). Officials: Kipp Kissinger, Ray Natili, Jason Baker. Attendance: 6070.

Game 7 — Dec. 1, 2016

Mississippi State 74
Oregon State 57

Humphrey Coliseum • Starkville, MS

Oregon State

Player	FG	3FG	FT	RB	PF	PT	A	Min
Eubanks f	0-4	0-0	5-6	12	1	5	0	33
N'diaye c	4-7	0-0	2-2	2	1	10	0	19
McLaughlin g	4-8	4-6	0-1	2	2	12	1	33
Thompson g	9-16	1-5	1-1	2	2	20	1	30
Stacy	2-2	0-0	1-1	0	4	5	4	22
Dew	0-1	0-0	0-0	1	2	0	0	5
Dahlen	0-0	0-0	0-0	3	5	0	1	12
Sanders	0-0	0-0	0-0	0	1	0	0	7
Muller	0-1	0-1	0-0	0	1	0	1	11
Rakocevic	0-3	0-0	0-0	0	0	0	0	9
Manuel	2-3	1-1	0-0	0	0	5	0	19
TOTALS	21-45	6-13	9-11	24	19	57	8	200

Mississippi State

Player	FG	3FG	FT	RB	PF	PT	A	Min
Holman f	2-7	1-1	2-2	7	1	7	1	26
Kegler g	4-5	2-2	2-3	3	1	12	1	28
W'Spoon g	6-7	4-5	5-6	4	3	21	0	30
Ready g	2-6	0-3	0-0	1	1	4	5	28
Carter g	2-6	1-2	3-4	3	0	8	0	25
Peters	3-6	2-3	2-2	1	4	10	3	15
Wright	3-4	1-2	3-4	3	1	10	1	19
Strugg	0-0	0-0	0-0	1	0	0	0	1
Davis	0-1	0-1	0-0	0	0	0	0	1
Singleton	0-0	0-0	0-0	0	0	0	0	1
Washington	0-0	0-0	0-0	0	1	0	0	1
Herard	0-2	0-0	2-4	4	2	2	0	21
Datcher	0-0	0-0	0-0	0	3	0	0	4
TOTALS	22-44	11-19	19-25	29	17	74	11	200

Halftime: MSU 45, OSU 19. FG%: MSU 50.0%, OSU 46.7%. 3FG%: MSU 57.9%, OSU 46.2%. FT%: MSU 76.0%, OSU 81.8%. Turnovers: MSU 17 (Weatherspoon, Ready 4), OSU 21 (Four with 4). Blocked Shots: MSU 2 (Holman, Carter), OSU 3 (N'diaye 2). Steals: MSU 17 (Ready 5), OSU 4 (McLaughlin 2). Officials: Antinio Petty, Keith Kimble, Gerry Pollard. Attendance: 7684.

Game 8 — Dec. 4, 2016

Mississippi State 82
Georgia State 60

Humphrey Coliseum • Starkville, MS

Georgia State

Player	FG	3FG	FT	RB	PF	PT	A	Min
Hollowell f	2-5	0-1	0-0	7	3	4	1	26
Clayton f	3-5	0-0	0-0	3	2	6	2	22
Benlevi g	0-2	0-0	0-0	4	2	0	1	14
Williams g	6-12	4-8	0-1	5	1	16	1	27
Simonds g	2-5	0-3	3-3	5	0	7	0	23
Dennis	4-6	0-0	0-0	1	0	8	0	18
Donaldson	0-3	0-0	0-0	0	0	0	4	13
Clerkley	0-1	0-0	0-0	1	0	0	0	2
Seymour	4-8	2-2	0-0	1	1	10	0	20
Session	3-9	0-1	0-0	5	1	6	1	16
Mitchell	1-5	0-3	1-2	0	2	3	0	10
Thomas	0-1	0-1	0-0	2	3	0	0	9
TOTALS	25-62	6-19	4-6	37	15	60	10	200

Mississippi State

Player	FG	3FG	FT	RB	PF	PT	A	Min
Holman f	3-7	0-1	1-2	4	3	7	0	15
Kegler g	6-13	4-8	0-0	4	1	16	3	30
W'Spoon g	5-12	2-8	2-2	3	4	14	3	27
Ready g	5-8	1-3	0-0	3	3	11	5	30
Carter g	0-3	0-2	2-2	3	1	2	2	24
Peters	9-12	6-9	0-0	6	2	24	4	26
Wright	0-4	0-2	0-0	2	0	0	0	16
Strugg	0-1	0-1	0-0	1	0	0	0	1
Davis	0-0	0-0	0-0	0	0	0	0	2
Singleton	0-1	0-0	0-0	0	1	0	0	2
Washington	0-0	0-0	0-0	0	0	0	0	2
Herard	3-4	0-0	2-3	7	0	8	0	18
Datcher	0-1	0-0	0-0	0	0	0	0	7
TOTALS	31-66	13-34	7-9	37	15	82	17	200

Halftime: MSU 44, GSU 36. FG%: MSU 47.0%, GSU 40.3%. 3FG%: MSU 38.2%, GSU 31.6%. FT%: MSU 77.8%, GSU 66.7%. Turnovers: MSU 11 (Weatherspoon, 3), GSU 18 (Hollowell, 4). Blocked Shots: MSU 4 (Herard, 2), GSU 5 (Hollowell, 3). Steals: MSU 9 (Weatherspoon, 4), GSU 3 (Three with 1). Officials: Tony Greene, Orlando Poole, Ken Washington. Attendance: 6,805.

Game 9 — Dec. 14, 2016

Mississippi State
East Tennessee State

Humphrey Coliseum • Starkville, MS

Game 10 — Dec. 19, 2016

Mississippi State
Southern Miss

Mississippi Coliseum • Jackson, MS

Game 11 — Dec. 22, 2016

Mississippi State
Morehead State

Humphrey Coliseum • Starkville, MS

2016-17 Mississippi State Basketball
Mississippi State Combined Team Statistics (as of Dec 04, 2016)
All games

RECORD:	OVERALL	HOME	AWAY	NEUTRAL
ALL GAMES	6-2	4-1	0-0	2-1
CONFERENCE	0-0	0-0	0-0	0-0
NON-CONFERENCE	6-2	4-1	0-0	2-1

#	Player	gp-gs	min	avg	Total	3-Point	F-Throw	Rebounds		pf	dq	a	to	blk	stl	pts	avg
					fg-fga	fg%	3fg-fga	3fg%	ft-fa	ft%	off	def	tot	avg			
11	Q Weatherspoon	6-6	193	32.2	37-74	.500	11-28	.393	25-29	.862	7	20	27	4.5	13	0	13
15	IJ Ready	8-8	245	30.6	37-79	.468	6-21	.286	17-23	.739	3	21	24	3.0	14	0	41
23	Tyson Carter	8-8	244	30.5	26-76	.342	14-44	.318	19-22	.864	1	21	22	2.8	12	0	10
35	Aric Holman	8-8	192	24.0	32-60	.533	2-11	.182	18-24	.750	18	31	49	6.1	17	1	3
04	Mario Kegler	8-8	221	27.6	29-71	.408	12-30	.400	11-14	.786	9	28	37	4.6	17	0	5
01	Lamar Peters	6-1	124	20.7	20-41	.488	15-29	.517	3-3	1.000	2	10	12	2.0	15	0	16
02	Eli Wright	8-1	138	17.3	7-23	.304	1-11	.091	12-15	.800	4	10	14	1.8	15	0	5
34	Schnider Herard	8-0	142	17.8	7-16	.438	0-0	.000	6-11	.545	9	28	37	4.6	14	0	2
13	Nick Singleton	4-0	18	4.5	2-5	.400	1-2	.500	0-0	.000	1	2	3	0.8	2	0	0
45	E.J. Datcher	8-0	69	8.6	3-8	.375	0-0	.000	1-4	.250	5	12	17	2.1	16	1	0
20	Miles Washington	2-0	3	1.5	0-0	.000	0-0	.000	0-0	.000	0	0	0	0.0	1	0	0
12	Drew Davis	2-0	3	1.5	0-1	.000	0-1	.000	0-0	.000	0	0	0	0.0	0	0	0
05	Joe Strugg	4-0	8	2.0	0-2	.000	0-1	.000	0-0	.000	0	2	2	0.5	1	0	0
Team											12	15	27			3	
Total.....		0	1600		200-456	.439	62-178	.348	112-145	.772	71	200	271	0.0	137	2	95
Opponents.....		0	1600		205-454	.452	53-156	.340	82-117	.701	71	207	278	0.0	144	-	91

TEAM STATISTICS	MS	OPP	Date	Opponent	Score	Att.
SCORING	574	545	11-11-16	NORFOLK STATE	w 78-74	4467
Points per game	71.8	68.1	11-17-16	vs UCF	L 61-86	3430
Scoring margin	+3.6	-	11-18-16	vs Boise State	w 80-68	3517
FIELD GOALS-ATT	200-456	205-454	11-20-16	vs UTEP	w 61-54	1293
Field goal pct	.439	.452	11-25-16	LEHIGH	L 73-87	6697
3 POINT FG-ATT	62-178	53-156	11-28-16	NORTHWESTERN STATE	w 65-59	6070
3-point FG pct	.348	.340	12-01-16	OREGON STATE	w 74-57	7684
3-pt FG made per game	7.8	6.6	12-04-16	GEORGIA STATE	w 82-60	6805
FREE THROWS-ATT	112-145	82-117	* - Conference game			
Free throw pct	.772	.701				
F-Throws made per game	14.0	10.3				
REBOUNDS	271	278				
Rebounds per game	33.9	34.8				
Rebounding margin	-0.9	-				
ASSISTS	95	91				
Assists per game	11.9	11.4				
TURNOVERS	92	120				
Turnovers per game	11.5	15.0				
Turnover margin	+3.5	-				
Assist/turnover ratio	1.0	0.8				
STEALS	72	32				
Steals per game	9.0	4.0				
BLOCKS	30	21				
Blocks per game	3.8	2.6				
ATTENDANCE	31723	8240				
Home games-Avg/Game	5-6345	0-0				
Neutral site-Avg/Game	-	3-2747				

Score by Periods	1st	2nd	Totals
Mississippi State	288	286	574
Opponents	275	270	545

2016-17 Mississippi State Basketball
Mississippi State Game-by-Game Highs (as of Dec 04, 2016)
All games

Opponent	Date	Score	Points	Rebounds	Assists	Steals	Blocked shots
NORFOLK STATE	11-11-16	78-74	22-Q Weatherspoon	11-Aric Holman	7-IJ Ready	2-Aric Holman	5-Aric Holman
vs UCF	11-17-16	61-86	19-Q Weatherspoon	7-Aric Holman	4-IJ Ready	2-Tyson Carter	3-E.J. Datcher
				Q Weatherspoon	Q Weatherspoon	Mario Kegler	
vs Boise State	11-18-16	80-68	25-Q Weatherspoon	7-Schnider Herard	6-IJ Ready	4-Q Weatherspoon	None
vs UTEP	11-20-16	61-54	18-Aric Holman	8-Mario Kegler	4-Lamar Peters	2-Q Weatherspoon	1-Eli Wright
						Aric Holman	
LEHIGH	11-25-16	73-87	20-IJ Ready	9-Mario Kegler	5-IJ Ready	2-Tyson Carter	1-E.J. Datcher
							Aric Holman
							Tyson Carter
NORTHWESTERN STATE	11-28-16	65-59	14-IJ Ready	7-Aric Holman	6-IJ Ready	5-IJ Ready	5-Aric Holman
				Eli Wright			
OREGON STATE	12-01-16	74-57	21-Q Weatherspoon	7-Aric Holman	5-IJ Ready	5-IJ Ready	1-Tyson Carter
							Aric Holman
GEORGIA STATE	12-04-16	82-60	24-Lamar Peters	7-Schnider Herard	5-IJ Ready	4-Q Weatherspoon	2-Schnider Herard

2016-17 Mississippi State Basketball
Mississippi State Points-Rebounds-Assists (as of Dec 04, 2016)
All games

Opponent	Date	Score		01 PETERS,LAM	02 WRIGHT,ELI	04 KEGLER,MAR	05 STRUGG,JOE	11 WEATHERSPO	12 DAVIS,DREW	13 SINGLETON,
NORFOLK STATE	11-11-16	78-74	w	0-1-3	0-0-0	8-2-1	DNP	22-6-2	DNP	DNP
vs UCF	11-17-16	61-86	L	DNP	2-0-0	7-5-0	0-0-0	19-7-4	DNP	0-2-0
vs Boise State	11-18-16	80-68	w	0-1-1	2-0-3	12-4-0	DNP	25-4-2	DNP	DNP
vs UTEP	11-20-16	61-54	w	13-1-4	0-1-0	6-8-0	DNP	9-3-2	DNP	DNP
LEHIGH	11-25-16	73-87	L	11-2-1	2-1-0	12-9-0	DNP	DNP	DNP	DNP
NORTHWESTERN STATE	11-28-16	65-59	w	DNP	11-7-1	8-2-0	0-0-0	DNP	DNP	5-1-0
OREGON STATE	12-01-16	74-57	w	10-1-3	10-3-1	12-3-1	0-1-0	21-4-0	0-0-0	0-0-0
GEORGIA STATE	12-04-16	82-60	w	24-6-4	0-2-0	16-4-3	0-1-0	14-3-3	0-0-0	0-0-0












Opponent	Date	Score		15 READY,IJ	20 WASHINGTON	23 CARTER,TYS	34 HERARD,SCH	35 HOLMAN,ARI	45 DATCHER,EJ
NORFOLK STATE	11-11-16	78-74	w	14-3-7	DNP	17-1-2	4-4-0	11-11-0	2-7-0
vs UCF	11-17-16	61-86	L	15-3-4	DNP	8-2-2	2-2-0	6-7-0	2-2-0
vs Boise State	11-18-16	80-68	w	13-3-6	DNP	15-2-1	0-7-0	12-5-0	1-4-0
vs UTEP	11-20-16	61-54	w	6-2-3	DNP	9-6-1	0-5-2	18-4-0	0-0-0
LEHIGH	11-25-16	73-87	L	20-6-5	DNP	16-2-0	2-4-0	10-4-2	0-1-0
NORTHWESTERN STATE	11-28-16	65-59	w	14-3-6	DNP	10-3-2	2-4-0	13-7-0	2-3-0
OREGON STATE	12-01-16	74-57	w	4-1-5	0-0-0	8-3-0	2-4-0	7-7-1	0-0-0
GEORGIA STATE	12-04-16	82-60	w	11-3-5	0-0-0	2-3-2	8-7-0	7-4-0	0-0-0

2016-17 Mississippi State Basketball
Mississippi State Team Game-by-Game Comparison (as of Dec 04, 2016)
All games

Opponent	1st	2nd	Score	Mar	Total FG	FG Pct	3-Pointers	3FG Pct	Free Throws	FT Pct	Rebounds	Assist	T/Over	Block	Steal	Fouls
NORFOLK STATE	39/39	39/35	78-74	+4	28-60/26-57	.467/.456	11-23/5-15	.478/.333	11-17/17-26	.647/.654	38/35 +3	15/11	13/12	8/5	4/5	22/21
UCF	33/53	28/33	61-86	(25)	20-62/32-64	.323/.500	6-24/5-15	.250/.333	15-20/17-26	.750/.654	35/49 (14)	10/18	10/10	5/3	8/4	21/16
Boise State	37/29	43/39	80-68	+12	28-57/27-55	.491/.491	5-21/7-25	.238/.280	19-23/7-10	.826/.700	35/27 +8	13/10	10/17	0/1	13/3	16/23
UTEP	33/33	28/21	61-54	+7	21-52/19-51	.404/.373	7-20/4-22	.350/.182	12-14/12-20	.857/.600	34/34 -	12/10	8/12	1/2	5/2	20/18
LEHIGH	29/38	44/49	73-87	(14)	26-63/34-66	.413/.515	7-22/11-26	.318/.423	14-17/8-8	.824/1000	32/39 (7)	8/16	10/11	3/2	5/6	13/14
NORTHWESTERN STATE	28/28	37/31	65-59	+6	24-52/21-54	.462/.389	2-15/9-21	.133/.429	15-20/8-10	.750/.800	31/33 (2)	9/8	13/19	7/0	11/5	13/18
OREGON STATE	45/19	29/38	74-57	+17	22-44/21-45	.500/.467	11-19/6-13	.579/.462	19-25/9-11	.760/.818	29/24 +5	11/8	17/21	2/3	17/4	17/19
GEORGIA STATE	44/36	38/24	82-60	+22	31-66/25-62	.470/.403	13-34/6-19	.382/.316	7-9/4-6	.778/.667	37/37 -	17/10	11/18	4/5	9/3	15/15

Note: Game totals are displayed in the format TEAM/OPPONENT for each category

2016-17 MISSISSIPPI STATE PLAYER BREAKDOWN

1		Lamar Peters Fr G 6-0 188 New Orleans, LA	Notes: Made his collegiate debut against Norfolk State. DNP against Central Florida but logged 14 minutes against Boise State. Scored first-career points against UTEP (13) on 4-6 shooting. Earned first-career start against Lehigh and tallied 11 points. DNP vs. NWST. 10 points, 3 assists, 1 steal vs. Oregon State. Had a career-high 24 points vs. Georgia State with 6 3-pointers.
		MIN PTS RBS AST FG% 3FG% FT% 20.7 9.7 2.0 2.7 .488 .517 1.000	
2		Eli Wright Fr G 6-4 203 Owensboro, KY	Notes: Made his collegiate debut against Norfolk State and has played in all four games. All four of his points have come at the foul line. 2 points, 1 steal vs. Lehigh. Made first-career start against NWST and had 11 points and 7 rebounds. 10 points, 2 steals vs. Oregon State. 7-9 shooting last two games. 2 rebounds vs. Georgia State.
		MIN PTS RBS AST FG% 3FG% FT% 17.3 3.4 1.8 0.6 .304 .091 .800	
3		Xavian Stapleton So G 6-6 207 Flora, MS	Notes: Transfer from La. Tech that sat out last year and is recovering from a torn ACL.
		MIN PTS RBS STL FG% 3FG% FT%	
4		Mario Kegler Fr G 6-7 220 Jackson, MS	Notes: Scored 8 points his collegiate debut against Norfolk State. Had a 12-point game against Boise State before having a career-best 8 rebounds vs. UTEP. 12 points vs. Lehigh and Oregon State. Career-high 16 points vs. Georgia State with 4 3s.
		MIN PTS RBS STL FG% 3FG% FT% 27.6 10.1 4.6 0.9 .408 .400 .786	
5		Joe Strugg Fr F 6-9 196 Montgomery, AL	Notes: DNP vs. Norfolk State. Made collegiate debut vs. UCF and logged 2 minutes. Logged 4 minutes vs. NWST. Played 6 minutes in last three games and had 1 rebound vs. Oregon State and Georgia State.
		MIN PTS RBS AST FG% 3FG% FT% 2.0 0.0 0.5 0.0 .000 .000 .000	
11		Quinnndary Weatherspoon So G 6-4 205 Canton, MS	Notes: Preseason All-SEC selection who scored a game-high 22 points vs. Norfolk State. Career-high 25 points came against Boise State. Made Charleston Classic All-Tournament team. Missed two games due to a torn ligament in left wrist suffered against Boise State. Returned against Oregon State and had 21 points, 4 rebounds and 4 steals. 14 points, 4 steals, 3 assists vs. Georgia State.
		MIN PTS RBS STL FG% 3FG% FT% 32.2 18.3 4.5 2.7 .500 .393 .862	
15		I.J. Ready Sr G 5-11 166 Rixey, AL	Notes: MSU's lone senior who has appeared in 92 games and scored 755 points. Had 14 points and 7 assists against Norfolk State. Had six points vs. UTEP after having 13 vs. Boise State. Totaled 14 points, 6 assists and 5 steals vs. NWST. 11 points, 5 assists vs. Georgia State. Has 11 steals in last three games. Has 41 assists and only 15 turnovers on the year.
		MIN PTS RBS AST FG% 3FG% FT% 30.6 121 3.0 5.1 .468 .286 .739	
23		Tyson Carter Fr G 6-4 167 Starkville, MS	Notes: Totaled 17 points vs. Norfolk, the most by a freshman on opening day since 1987-88. Totaled 15 points against Boise. 11-25 beyond the arc this season. Career-best 6 rebounds vs. UTEP. Totaled 16 points and 2 steals against Lehigh. Had 10 points vs. NWST. 8 points, 3 rebounds vs. Oregon State, while having streak of 14 straight-made FTs end. 2 points vs. Georgia State.
		MIN PTS RBS AST FG% 3FG% FT% 30.5 10.6 2.8 1.3 .342 .318 .864	
34		Schnider Herard Fr F 6-10 250 Port-Au-Prince, Haiti	Notes: Made his collegiate debut against Norfolk State. 7 rebounds came against Boise State. Had 5 rebounds, 2 assists vs. Boise. 2 points, 4 rebounds vs. Lehigh. Had 4 rebounds, 2 points vs. NWST. 2 points, 4 rebounds vs. Oregon State. Career-high 8 points, 7 rebounds, 2 blocks vs. Georgia State.
		MIN PTS RBS BLK FG% 3FG% FT% 17.8 2.5 4.6 0.4 .438 --- .545	
35		Aric Holman So F 6-10 222 Owensboro, KY	Notes: Recorded first double-double with 11 points (11) and career-high 11 rebounds to go along with his 5 blocks. After having 12 points against Boise State, had career-high 18 against UTEP. 10 points, 4 rebounds vs. Lehigh. Had 13 points, 7 rebounds, 5 blocks vs. NWST. 7 points, 7 rebounds, 2 steals vs. Oregon State. 7 points, 4 rebounds vs. Georgia State.
		MIN PTS RBS BLK FG% 3FG% FT% 24.0 10.5 6.1 1.8 .533 .182 .750	
45		E.J. Datcher Fr C 6-9 240 Harpersville, AL	Notes: Made his collegiate debut against Norfolk State and had 7 rebounds. Had 4 rebounds vs. Boise State. 1 rebound and a block vs. Lehigh. Had 2 points, 3 rebounds, 1 block vs. NWST. 1 block vs. Georgia State.
		MIN PTS RBS BLK FG% 3FG% FT% 8.6 0.9 2.1 0.9 .375 --- .250	