

# MISSISSIPPI STATE BULLDOGS

Gregg Ellis, Media Relations Contact • 662.325.3595 (O) or 662.322.0145 (C)

gellis@athletics.msstate.edu • www.msstateathletics.com

P.O. Box 5308, Mississippi State, MS 39762



## MISSISSIPPI STATE (7-2) VS. WRIGHT STATE (6-3)

Wednesday, Dec. 16, 2009 • 6:02 p.m. CT

Humphrey Coliseum (10,500)

TV: ESPN2

Announcers: Play-by-Play, Carter Blackburn

Analyst, Hubert Davis

Series Record: First Meeting

Last Meeting: N/A

XM Radio: N/A

Officials: Tom Eades, Jamie Luckie, Tracy Woodson



## SATURDAY'S PROJECTED STARTING LINEUP

### MISSISSIPPI STATE

3 G Dee Bost, So., 6-2, 170  
2 G Ravern Johnson, Jr., 6-7, 175  
22 G Barry Stewart, Sr., 6-3, 170  
24 F Kodi Augustus, Jr., 6-8, 220  
32 F Jarvis Varnado, Sr., 6-9, 230  
**Top Reserves:** F Romero Osby,  
G Phil Turner

### WRIGHT STATE

3 G Troy Tabler, Jr., 6-3, 185  
5 F Cory Cooperwood, Sr., 6-7, 215  
32 G Todd Brown, Sr., 6-5, 205  
40 F Ronnie Thomas, Sr., 6-9, 240  
44 G Vaughn Duggins, Jr., 6-3, 190  
**Top Reserves:** F Cooper Land,  
G Darian Cartharn

## JOHNSON TABBED SEC PLAYER OF THE WEEK

It shouldn't come as a surprise that Ravern Johnson collected his first SEC player of the week honor on Monday.

In two games last week against DePaul and UCLA, the junior guard from Lyon, Miss., averaged 21.5 points and five rebounds per game as the Dawgs rolled to a 76-45 win against the Blue Demons in Tampa, Fla., at the SEC/Big East Challenge and a 72-54 triumph against the Bruins at the John Wooden Classic in Anaheim, Calif.

After totaling 14 points against DePaul, Johnson lit up UCLA for a career-high 29 points, the most by a Bulldog this season, on 80-percent shooting (12-of-15). He connected on five of his eight attempts from beyond the arc, pushing his team lead to 27 three-pointers on the season as MSU defeated the Bruins for the first time in school history.

He currently leads MSU going into the Wright State contest with a 14.4 scoring clip.

## VARNADO'S COUNTDOWN TO HISTORY

Following his seven-block performance against UCLA, **Jarvis Varnado** now has a nation-best 47 for the year and 441 for his career.

As a result, the Brownsville, Tenn., native is 94 shy of tying the NCAA mark of 535 held by former Louisiana-Monroe standout Wojciech Mydra (1998-2002).

Varnado, who has led the nation the past two years in this category, is currently tied for 8th all-time with Connecticut's Emeka Okafor.

To get the record by the end of the regular season, Varnado needs to average 4.3 blocks in the next 22 games.

## FIRST-HALF CLAMP DOWN

In the last three games, opponents have discovered scoring against MSU's defense in the first half can be quite laborious.

In those outings, MSU has yielded just 56 points in the opening frame, an average of 18.7 points

## MSU BY THE NUMBER

**5,166.9** — Last week with trips to Tampa, Fla., to play DePaul and Anaheim, Calif., to battle UCLA, Mississippi State logged a whopping 5,166.9 miles.

## 2009-10 MISSISSIPPI STATE SCHEDULE

| Date        | Opponent                    | Score/Time    |
|-------------|-----------------------------|---------------|
| N 13        | Rider                       | L 88-74       |
| N 19        | Southeastern Louisiana      | W 82-67       |
| N 21        | Bethune-Cookman             | W 67-51       |
| N 24        | Texas-Pan American          | W 75-50       |
| N 27        | @vs. Richmond (FCS)         | L 63-62       |
| N 28        | @vs. Old Dominion           | W 69-55       |
| D 5         | St. Bonaventure             | W 105-53      |
| D 10        | #vs. DePaul (ESPN2)         | W 76-45       |
| D 12        | %vs. UCLA (Fox Sports Net)  | W 72-54       |
| <b>D 16</b> | <b>Wright State (ESPN2)</b> | <b>6 p.m.</b> |
| D 19        | at Houston (CSS)            | 1 p.m.        |
| D 22        | Centenary (at Jackson)      | 7 p.m.        |
| D 28        | Mississippi Valley State    | 7 p.m.        |
| D 31        | at San Diego                | 6 p.m.        |
| J 4         | at Western Kentucky (CSS)   | 8 p.m.        |
| J 9         | at Ole Miss (SEC Network)   | 12:30 p.m.    |
| J 14        | Arkansas (ESPNU)            | 6 p.m.        |
| J 16        | Georgia (ESPN or ESPN2)     | 2 p.m.        |
| J 23        | at Alabama (CBS)            | 11 a.m.       |
| J 28        | at Arkansas (ESPN or ESPN2) | 8 p.m.        |
| J 30        | LSU (SEC Network)           | 12:30 p.m.    |
| F 3         | at Vanderbilt (SEC Network) | 7 p.m.        |
| F 6         | at Florida (SEC Network)    | 12:30 p.m.    |
| F 11        | Ole Miss (ESPN or ESPN2)    | 8 p.m.        |
| F 13        | Auburn (FSN)                | 6 p.m.        |
| F 16        | Kentucky (ESPN)             | 8 p.m.        |
| F 20        | at LSU (SEC Network)        | 3 p.m.        |
| F 24        | Alabama (CSS)               | 8 p.m.        |
| F 27        | at South Carolina (ESPN)    | 5 p.m.        |
| M 3         | at Auburn (SEC Network)     | 7 p.m.        |
| M 6         | Tennessee (ESPN)            | 5 p.m.        |
| M 11-14     | SEC Tournament (Nashville)  | TBA           |

@ - South Padre Island Invitational

# - SEC/Big East Challenge (Tampa, FL)

% - John R. Wooden Classic (Anaheim, CA)

## COACHING FACTS

### MISSISSIPPI STATE

**Coach:** Rick Stansbury

**Record at MSU:** 238-130, 12th year

**Overall Record:** Same

### WRIGHT STATE

**Coach:** Brad Brownell

**Record at Wright State:** 70-46, 4th year

**Career Record:** 153-76, 8th season

## Statistical Comparison

| <b>2009-10 Stats</b> | <b>MSU</b> | <b>WSU</b> |
|----------------------|------------|------------|
| 2009-10 Record       | 7-2        | 6-3        |
| Conference Record    | 0-0        | 0-0        |
| Scoring              | 75.8       | 69.2       |
| Scoring Defense      | 58.4       | 63.3       |
| Scoring Margin       | +17.3      | +5.9       |
| Field Goal Pct.      | 46.1       | 45.8       |
| Opp. FG Pct.         | 37.0       | 44.7       |
| 3-Point FG Pct.      | 41.3       | 37.0       |
| Opp. 3-Point FG Pct. | 34.2       | 37.6       |
| Free Throw Pct.      | 70.7       | 77.6       |
| Opp. FT Pct.         | 65.2       | 72.0       |
| Rebounding Average   | 41.3       | 28.3       |
| Opp. Rebounding Avg. | 33.1       | 29.2       |
| Rebound Margin       | +8.2       | -0.9       |
| Assists              | 13.3       | 12.8       |
| Turnovers            | 13.1       | 14.2       |
| Turnover Margin      | -2.0       | +2.8       |
| Steals               | 5.3        | 6.1        |
| Blocked Shots        | 8.1        | 2.4        |

## Statistical Leaders

## Scoring

| <b>MSU</b>   | <b>PPG</b> | <b>WSU</b>  | <b>PPG</b> |
|--------------|------------|-------------|------------|
| Johnson..... | 14.4       | Brown.....  | 15.1       |
| Varnado..... | 14.0       | Tabler..... | 12.1       |

## Rebounding

| <b>MSU</b>   | <b>RPG</b> | <b>WSU</b>      | <b>RPG</b> |
|--------------|------------|-----------------|------------|
| Varnado..... | 10.3       | Cooperwood..... | 5.0        |
| Turner.....  | 5.6        | Brown.....      | 4.9        |

## Assists

| <b>MSU</b>   | <b>APG</b> | <b>WSU</b>   | <b>APG</b> |
|--------------|------------|--------------|------------|
| Bost.....    | 4.8        | Duggins..... | 3.5        |
| Stewart..... | 3.0        | Evans.....   | 3.4        |

## Blocks

| <b>MSU</b>    | <b>BPG</b> | <b>WSU</b>        | <b>BPG</b> |
|---------------|------------|-------------------|------------|
| Varnado.....  | 5.2        | Cooperwood.....   | 0.9        |
| Augustus..... | 0.7        | Brown/Tabler..... | 0.3        |

## Steals

| <b>MSU</b>  | <b>SPG</b> | <b>WSU</b>   | <b>SPG</b> |
|-------------|------------|--------------|------------|
| Turner..... | 1.4        | Duggins..... | 1.5        |
| Bost.....   | 1.1        | Brown.....   | 1.5        |

## Field Goal Percentage (40 minimum)

| <b>MSU</b>   | <b>FG%</b> | <b>WSU</b>      | <b>FG%</b> |
|--------------|------------|-----------------|------------|
| Varnado..... | 64.8       | Cooperwood..... | 50.0       |
| Johnson..... | 54.8       | Duggins.....    | 47.2       |

## 3-Point FG Percentage (40 minimum)

| <b>MSU</b>   | <b>3FG%</b> | <b>WSU</b>  | <b>3FG%</b> |
|--------------|-------------|-------------|-------------|
| Johnson..... | 48.2        | Brown.....  | 45.9        |
| Bost.....    | 45.8        | Tabler..... | 41.5        |

## Free Throw Percentage (20 minimum)

| <b>MSU</b>    | <b>FT%</b> | <b>WSU</b>   | <b>FT%</b> |
|---------------|------------|--------------|------------|
| Augustus..... | 86.2       | Tabler.....  | 88.2       |
| Stewart.....  | 75.0       | Duggins..... | 84.4       |

## MSTATE 1-4 AGAINST HORIZON LEAGUE FOES

Entering Wednesday's showdown against Wright State, the Bulldogs are 1-4 against the 10 teams that currently comprise the Horizon League.

However, Mississippi State has only played five of the teams. The schools MSU hasn't faced are Cleveland State, Green Bay, Milwaukee, Wright State and Youngstown State.

The last league foe the Bulldogs battled was Butler. That came in the first round of the 2003 NCAA Tournament in Birmingham, Ala., when Butler won a heartbreaker at the buzzer, 47-46.

## MSU against the Horizon League (MSU trails, 4-1)

| <u>Opponent</u>  | <u>Record Against</u> | <u>Opponent</u> | <u>Record Against</u> |
|------------------|-----------------------|-----------------|-----------------------|
| Butler           | 0-1                   | Loyola          | 0-1                   |
| Detroit          | 0-1                   | Valparaiso      | 0-1                   |
| Illinois-Chicago | 1-0                   |                 |                       |

## MSU ENJOYS MORE NON-CONFERENCE SUCCESS

Including last year's 10-6 ledger against non-conference foes coupled with this year's 7-2 mark, MSU has compiled a dominant 128-41 (.757) record against non-conference opponents during the **Rick Stansbury** era (since 1998-99), including a 120-32 (.789) regular-season.

## MISSISSIPPI STATE'S RECORD WHEN . . .

During the **Rick Stansbury** era, the Bulldogs are: 189-27 when leading at halftime (7-0 this year); 167-32 (5-0) when shooting 45 percent or better from the field; 197-61 (7-0) when the opposition shoots less than 45 percent from the field; 190-69 (6-1) when out-rebounding or tying opponents; and 146-26 (6-1) when holding opponents to 65 points or less.

## DECEMBER DOMINANCE UNDER STANSBURY

Including last year's 3-3 mark coupled with this year's 3-0 record, the Bulldogs are 67-15 (.817) in the month of December since **Rick Stansbury** was named head coach.

Dating back to the 1987-88 season when Richard Williams was overseeing the program, Mississippi State owns a composite ledger of 125-39 (.762) in December.

## STEWART, VARNADO CLOSING IN ON MILESTONES

From 2000-03, Derrick Zimmerman played in 127 games. From 1980-83, Kalpatrick Wells started 110 games.

Both are school records. Both are likely to fall later this year.

Currently, **Jarvis Varnado** has played in 114 and has drawn 92 starts, while fellow senior **Barry Stewart** has appeared in 114 games with 79 starts to his credit.

Stewart is also likely to break Jeff Malone's minutes-played record of 3,851. He currently has 3,500 and needs to average around 17 minutes for the rest of the regular season to set a new mark. Currently, he's averaging 33.3 minutes through the first eight games.

## RAINING 3s . . . AGAIN

Last year, Mississippi State set a single-season record in 3-pointers made by draining 296. Already, the Bulldogs are ahead of the pace they established a year ago.

To date, MSU has connected on 92 of its 223 attempts (.413) through the first nine games. In comparison, State was 65 of 175 (.371) through the first nine games last year.

If the Bulldogs maintain their pace, they'll finish with 317 going into the SEC Tournament.

Ravarn Johnson leads MSU with 27. He hit 83 a year ago and is on pace to hit 93, which would be the third most in a single season at MSU.

# MISSISSIPPI STATE BY THE NUMBERS

## GAME-BY-GAME SPECIALTY STATS (MSU First)

| <u>Opponent</u> | <u>Bench</u> | <u>Paint</u> | <u>Off TO</u> | <u>2nd Chance</u> | <u>Fast Break</u> |
|-----------------|--------------|--------------|---------------|-------------------|-------------------|
| Rider           | 12/13        | 30/36        | 3/20          | 8/13              | 4/8               |
| SE Louisiana    | 12/22        | 30/28        | 16/10         | 17/4              | 4/2               |
| Bethune-Cookman | 18/26        | 32/22        | 19/17         | 11/2              | 4/2               |
| UT-Pan Am       | 22/20        | 36/20        | 9/9           | 14/8              | 2/4               |
| Richmond        | 8/7          | 21/22        | 10/14         | 22/4              | 0/2               |
| Old Dominion    | 3/9          | 16/28        | 16/10         | 12/11             | 2/4               |

|                 |       |       |       |      |      |
|-----------------|-------|-------|-------|------|------|
| St. Bonaventure | 26/30 | 34/34 | 17/10 | 10/7 | 2/2  |
| DePaul          | 23/5  | 20/16 | 20/9  | 13/9 | 2/6  |
| UCLA            | 15/12 | 26/26 | 9/11  | 7/13 | 7/15 |

Wright State  
Houston  
Centenary

MVSU  
San Diego  
Western Kentucky  
Ole Miss  
Arkansas  
Georgia

Alabama  
Arkansas  
LSU  
Vanderbilt  
Florida  
Ole Miss

Auburn  
Kentucky  
LSU  
Alabama  
South Carolina  
Auburn  
Tennessee

SEC Tournament  
NCAA Tournament

## GAME-BY-GAME LEAD/DEFICIT

| <u>Opponent</u> | <u>Largest Lead</u> | <u>Largest Deficit</u> | <u>Final Score</u> |
|-----------------|---------------------|------------------------|--------------------|
| Rider           | 11-2, 11:57 (1st)   | 82-69, 1:54 (2nd)      | L, 88-74           |
| SE Louisiana    | 79-61, 1:19 (2nd)   | Never trailed          | W, 82-67           |
| Bethune-Cookman | 67-45, 1:29 (2nd)   | 16-15, 8:37 (1st)      | W, 67-51           |
| UT-Pan Am       | 75-50, 0:21 (2nd)   | Never trailed          | W, 75-50           |
| Richmond        | 62-57, 2:07 (2nd)   | 18-4, 11:52 (1st)      | L, 63-62           |
| Old Dominion    | 69-55, 0:12 (2nd)   | 4-0, 17:13 (1st)       | W, 69-55           |

|                 |                    |               |           |
|-----------------|--------------------|---------------|-----------|
| St. Bonaventure | 105-50, 2:20 (2nd) | Never trailed | W, 105-53 |
| DePaul          | 61-30, 9:15 (2nd)  | Never trailed | W, 76-45  |
| UCLA            | 45-21, 19:07 (2nd) | Never trailed | W, 72-54  |

Wright State  
Houston  
Centenary

MVSU  
San Diego  
Western Kentucky  
Ole Miss  
Arkansas  
Georgia

Alabama  
Arkansas  
LSU  
Vanderbilt  
Florida  
Ole Miss

Auburn  
Kentucky  
LSU  
Alabama  
South Carolina  
Auburn  
Tennessee

SEC Tournament  
NCAA Tournament

## 2009-10 Bulldog Bites

### AS THE MEN DO, SO DO THE WOMEN

●While the Mississippi State men led the SEC and was second in the nation in blocked shots (7.5) per outing last year, the Lady Bulldogs (6.2) finished tops in the SEC and fifth nationally. Jarvis Varnado leads the nation with 165 and Lady Bulldog standout Chanel Mokango was ninth with 97. MSU was the only BCS school where the men and the women led their conference in blocked shots.

### MAKING THE 3S OFF THE COURT

●In the spring, MSU not only excelled on the court, it put up impressive numbers in the classroom, too. The 16 players on the roster posted an overall GPA of 2.68, the second-highest average in two years. Seven players finished with a GPA of 3.0 or better, while two had a 4.0.

### OVERCOMING MAJOR DEFICITS

●Three times last year, MSU has rallied from double-digit deficits – Arkansas (15) and South Carolina twice (10 both times) . The most a Rick Stansbury-coached team has battled back from is 20 (Kentucky, 1-5-02).

### ALL-TIME WINNINGEST SEC COACHES

|                                |            |
|--------------------------------|------------|
| 1. Adolph Rupp, UK             | 875        |
| 2. Dale Brown, LSU             | 448        |
| T3. C.M Newton, Bama/Vandy     | 340        |
| T3. Harry Rabenhorst, LSU      | 340        |
| 4. Billy Donovan, UF           | 318        |
| T5. Tubby Smith, UG/UK         | 308        |
| <b>17. Rick Stansbury, MSU</b> | <b>238</b> |
| 20. Mark Gottfried, Bama       | 212        |
| 26. Kevin Stallings, Vandy     | 193        |
| T29. Babe McCarthy, MSU        | 169        |
| T29. Emmett Lowery, UT         | 160        |
| 31. Bonnie Graham, UM          | 144        |

### ALL-TIME SEC DIVISIONAL TITLES

|                                |          |
|--------------------------------|----------|
| 1. Tubby Smith, UK             | 7        |
| <b>T2. Rick Stansbury, MSU</b> | <b>4</b> |
| T2. Billy Donovan, UF          | 4        |
| T2. Nolan Richardson, AR       | 4        |
| T2. Rick Pitino, UK            | 4        |



# MISSISSIPPI STATE BY THE NUMBERS

## MSU'S 2008-09 RECORD WHEN . . .

|  |     |
|--|-----|
| Leads at Halftime                        | 7-0 |
| Trails at Halftime                       | 0-2 |
| Is Tied at Halftime                      | 0-0 |
| Shoots 45% or better from the field      | 5-0 |
| Shoots less than 45% from the field      | 2-2 |
| Opp. shoots less than 45% from the field | 7-0 |
| Opp. shoots 45% or better from the field | 0-2 |
| Outrebounds (or ties) the opponent       | 6-1 |
| Outrebounded by the opponent             | 1-1 |
| Fewer (or ties) TOs than opponent        | 2-1 |
| More TOs than opponent                   | 5-1 |
| Holds opponents to 65 points or less     | 6-1 |
| In games decided by 10 points or less    | 0-1 |

## MSU'S 2008-09 RECORD IN . . .

|                                |     |
|--------------------------------|-----|
| All Games                      | 7-2 |
| Home Games                     | 4-1 |
| Road Games                     | 0-0 |
| Neutral-sites                  | 3-1 |
| Non-SEC Games                  | 7-2 |
| Non-SEC Home Games             | 4-1 |
| Non-SEC Road Games             | 0-0 |
| Non-SEC Neutral-site Games     | 3-1 |
| SEC Games                      | 0-0 |
| SEC Home Games                 | 0-0 |
| SEC Road Games                 | 0-0 |
| SEC Tournament                 | 0-0 |
| Games vs. SEC Western Division | 0-0 |
| Games vs. SEC Eastern Division | 0-0 |
| November Games                 | 4-2 |
| December Games                 | 3-0 |
| January Games                  | 0-0 |
| February Games                 | 0-0 |
| March Games                    | 0-0 |
| Monday Games                   | 0-0 |
| Tuesday Games                  | 1-0 |
| Wednesday Games                | 0-0 |
| Thursday Games                 | 2-0 |
| Friday Games                   | 0-2 |
| Saturday Games                 | 4-0 |
| Sunday Games                   | 0-0 |
| Overtime Games                 | 0-0 |
| Television Games               | 2-1 |
| Games vs. Ranked Opponents     | 0-0 |

## MISC. 2008-09 TEAM STATS

### Largest Lead Surrendered in Loss:

9, vs. Rider (11-13-09)

### Largest Deficit Overcome in Win:

4, vs. Old Dominion (11-28-09)

### Largest Lead at Anytime:

55, vs. St. Bonaventure (12-5-09)

### Largest Deficit Anytime:

14, vs. Rider (11-13-09) & Richmond (11-27-09)

## MISCELLANEOUS MSU INDIVIDUAL STATISTICS

|   |   |
|---|---|
| Games Scoring in Double Figures:                    | Johnson 8, Varnado 8, Stewart 7, Bost 6, Augustus 4, Turner, Osby |
| Games Scoring 20-plus Points:                       | Varnado 2, Johnson, Bost  |
| Games Rebounding in Double Figures:                 | Varnado 5, Turner   |
| Games With Double Figures in Assists:               |   |
| Games With Double-Doubles:                          | Varnado 5, Turner   |
| Games As Team's High Scorer (or co-leader):         | Johnson 5, Varnado 3, Bost 3, Stewart                             |
| Games As Team's High Rebounder (or co-leader):      | Varnado 6, Turner 2, Augustus, Bost                               |
| Games As Team's Leader in Assists (or co-leader):   | Bost 7, Stewart 2, Turner   |
| Games As Team's Leader in Steals (or co-leader):    | Turner 5, Varnado 2, Bost 2, Johnson, Benock, Augustus            |
| Games As Team's Leader in Turnovers (or co-leader): | Bost 4, Varnado, Turner, Johnson, Stewart, Benock, Osby           |

## MSU'S RECORD BY STARTING LINEUP

|   |     |
|---|-----|
| Bost, Stewart, Johnson, Varnado, Augustus | 4-2 |
| Bost, Stewart, Johnson, Varnado, Turner   | 3-0 |

## GAME-BY-GAME STARTERS

| Opponent         | Date     | Guard | Guard   | Guard   | Forward  | Forward | Record |
|------------------|----------|-------|---------|---------|----------|---------|--------|
| Rider            | 11/13/09 | Bost  | Stewart | Johnson | Augustus | Varnado | 0-1    |
| SE Louisiana     | 11/19/09 | Bost  | Stewart | Johnson | Turner   | Varnado | 1-1    |
| Bethune-Cookman  | 11/21/09 | Bost  | Stewart | Johnson | Turner   | Varnado | 2-1    |
| UT-Pan Am        | 11/24/09 | Bost  | Stewart | Johnson | Turner   | Varnado | 3-1    |
| Richmond         | 11/27/09 | Bost  | Stewart | Johnson | Augustus | Varnado | 3-2    |
| Old Dominion     | 11/28/09 | Bost  | Stewart | Johnson | Augustus | Varnado | 4-2    |
| St. Bonaventure  | 12/05/09 | Bost  | Stewart | Johnson | Augustus | Varnado | 5-2    |
| DePaul           | 12/10/10 | Bost  | Stewart | Johnson | Augustus | Varnado | 6-2    |
| UCLA             | 12/12/09 | Bost  | Stewart | Johnson | Augustus | Varnado | 7-2    |
| Wright State     | 12/16/09 |       |         |         |          |         |        |
| Houston          | 12/19/09 |       |         |         |          |         |        |
| Centenary        | 12/22/09 |       |         |         |          |         |        |
| MVSU             | 12/28/09 |       |         |         |          |         |        |
| San Diego        | 12/31/09 |       |         |         |          |         |        |
| Western Kentucky | 1/04/10  |       |         |         |          |         |        |
| Ole Miss         | 1/09/10  |       |         |         |          |         |        |
| Arkansas         | 1/14/10  |       |         |         |          |         |        |
| Georgia          | 1/16/10  |       |         |         |          |         |        |
| Alabama          | 1/23/10  |       |         |         |          |         |        |
| Arkansas         | 1/28/10  |       |         |         |          |         |        |
| LSU              | 1/30/10  |       |         |         |          |         |        |
| Vanderbilt       | 2/03/10  |       |         |         |          |         |        |
| Florida          | 2/06/10  |       |         |         |          |         |        |
| Ole Miss         | 2/11/10  |       |         |         |          |         |        |
| Auburn           | 2/13/10  |       |         |         |          |         |        |
| Kentucky         | 2/16/10  |       |         |         |          |         |        |
| LSU              | 2/20/10  |       |         |         |          |         |        |
| Alabama          | 2/24/10  |       |         |         |          |         |        |
| South Carolina   | 2/27/10  |       |         |         |          |         |        |
| Auburn           | 3/03/10  |       |         |         |          |         |        |
| Tennessee        | 3/06/10  |       |         |         |          |         |        |
| SEC Tournament   |          |       |         |         |          |         |        |
| NCAA Tournament  |          |       |         |         |          |         |        |

## Win-Loss Differential

| Diff. | 1 | 2 | 3 | 4 | 5 | 6 | 7 | 8 | 9 | 10 | 11 | 12 | 13 | 14 | 15 | 16 | 17 | 18 | 19 | 20 | 21 | 22 | 23 | 24 | 25+ |
|-------|---|---|---|---|---|---|---|---|---|----|----|----|----|----|----|----|----|----|----|----|----|----|----|----|-----|
| Won   |   |   |   |   |   |   |   |   |   |    |    |    |    | 1  | 1  | 1  |    | 1  |    |    |    |    |    |    | 3   |
| Lost  | 1 |   |   |   |   |   |   |   |   |    |    |    |    | 1  |    |    |    |    |    |    |    |    |    |    |     |

## 2009-10 MISSISSIPPI STATE ROSTER

## National Polls

(Dec. 7, 2009)

## Associated Press

1. Kansas
2. Texas
3. Kentucky
4. Purdue
5. Syracuse
6. West Virginia
7. Duke
8. Villanova
9. Tennessee
10. North Carolina
11. Georgetown
12. Michigan State
13. Florida
14. Connecticut
15. Gonzaga
16. Texas Tech
17. Kansas State
18. Ohio State
19. New Mexico
20. Ole Miss
21. Butler
22. Georgia Tech
23. Texas A&M
24. Washington
25. Cincinnati

## USA Today/ESPN

1. Kansas
2. Texas
3. Kentucky
4. Purdue
5. Syracuse
6. West Virginia
7. Duke
8. Tennessee
9. Villanova
10. North Carolina
11. Georgetown
12. Michigan State
13. Florida
14. Connecticut
15. Georgia Tech
15. Gonzaga
17. Butler
18. Ohio State
19. New Mexico
20. Texas Tech
21. Washington
22. Kansas State
23. UNLV
24. Clemson
25. Ole Miss

| No. | Name           | Pos. | Ht.  | Wt. | Yr. | Exp. | Hometown (Prev School)                    |
|-----|----------------|------|------|-----|-----|------|---|
| 1   | Renardo Sidney | F    | 6-10 | 270 | Fr. | HS   | Jackson, MS (Fairfax [CA])                |
| 2   | Ravern Johnson | G    | 6-7  | 175 | Jr. | 2L   | Lyon, MS (Coahoma County HS)              |
| 3   | Dee Bost       | G    | 6-2  | 170 | So. | 1L   | Concord, NC (Hargrave Military Academy)   |
| 4   | Twany Beckham* | G    | 6-5  | 190 | So. | 1L   | Louisville, KY (New Hampton [NH] School)  |
| 5   | Romero Osby    | F    | 6-8  | 230 | So. | 1L   | Meridian, MS (Northeast Lauderdale HS)    |
| 10  | Shaun Smith    | G    | 6-6  | 195 | Fr. | HS   | Brooksville, MS (Noxubee County HS)       |
| 12  | Charles Parker | G    | 5-10 | 154 | Fr. | HS   | McKinney, TX (McKinney HS)                |
| 15  | Riley Benock   | G    | 6-4  | 180 | Jr. | 2L   | Battletown, KY (Meade County HS)          |
| 20  | Taylor Luczak  | F    | 6-8  | 220 | So. | 1L   | Glens Falls, NY (Glen Falls HS)           |
| 21  | Baxter Price   | G    | 5-9  | 145 | Fr. | HS   | Brandon, MS (Northwest Rankin HS)         |
| 22  | Barry Stewart  | G    | 6-3  | 170 | Sr. | 3L   | Shelbyville, TN (Shelbyville Central HS)  |
| 24  | Kodi Augustus  | F    | 6-8  | 220 | Jr. | 2L   | Baton Rouge, LA (Maine Central Institute) |
| 25  | Phil Turner    | G    | 6-3  | 170 | Jr. | 2L   | Grenada, MS (Grenada HS)                  |
| 30  | Wendell Lewis  | C    | 6-8  | 240 | Fr. | HS   | Selma, AL (Selma HS)                      |
| 32  | Jarvis Varnado | F    | 6-9  | 230 | Sr. | 3L   | Brownsville, TN (Haywood HS)              |
| 33  | Brandon Bolen* | G    | 6-3  | 195 | Jr. | 2L   | Madison, MS (Madison-Ridgeland Academy)   |
| 45  | Elgin Bailey   | F    | 6-8  | 265 | Jr. | 2L   | New Orleans, LA (Belaire HS)              |
| 50  | John Riek      | F    | 7-1  | 242 | Fr. | HS   | Khartoum, Sudan (IMG Academy [FL])        |

\* Is redshirted this year.

## COACHING STAFF

**Head Coach:** Rick Stansbury**Assistant Coach:** Robert Kirby**Assistant Coach:** Phil Cunningham**Assistant Coach:** Marcus Grant**Director of Operations:** Talvis Franklin

## COACHING STAFF

**Athletic Trainer:** Scott Johnson**Strength & Conditioning:** Richard Akins**Basketball Media Relations Director:** Gregg Ellis

## PRONUNCIATION GUIDE

**Kodi Augustus:** CO-dee**Twany Beckham:** TWAH-nee**Riley Benock:** BEE-knock**Ravern Johnson:** RAY-vern**Wendell Lewis:** WIN-dell**Taylor Luczak:** LOU-sack**Romero Osby:** Ro-mare-oh OZ-bee**John Riek:** REEK**Jarvis Varnado:** Vur-NAR-doe

## AN INSIDE LOOK AT THE 2009-10 BULLDOGS

SQUAD BREAKDOWN  
BY CLASS

## Seniors (2):

Barry Stewart, Jarvis Varnado

## Juniors (6)

Kodi Augustus, Elgin Bailey,  
Riley Benock, Brandon Bolen,  
Ravern Johnson, Phil Turner

## Sophomores (4)

Twany Beckham, Dee Bost,  
Taylor Luczak, Romero Osby

## Freshman (6)

Wendell Lewis, Charles Parker,  
Baxter Price, John Riek,  
Renardo Sidney, Shaun Smith

## BIRTHDAYS

Barry Stewart (Feb. 4, 1988)  
Jarvis Varnado (March 1, 1988)  
Brandon Bolen (March 21, 1988)

Romero Osby (May 7, 1990)  
Riley Benock (June 7, 1989)  
Charles Parker (June 30, 1990)  
Ravern Johnson (July 21, 1988)  
Wendell Lewis (Sept. 21, 1989)  
Dee Bost (Oct. 12, 1989)  
Taylor Luczak (Oct. 15, 1988)  
Elgin Bailey (Oct. 20, 1987)  
Phil Turner (Oct. 27, 1987)  
John Riek (Nov. 1, 1989)  
Kodi Augustus (Nov. 2, 1987)  
Baxter Price (Nov. 4, 1990)  
Twany Beckham (Nov. 14, 1988)  
Shaun Smith (Nov. 19, 1990)  
Renardo Sidney (Dec. 6, 1989)  
Rick Stansbury (Dec. 23, 1959)

SQUAD BREAKDOWN BY  
STATE

## Mississippi (7)

Brandon Bolen, Ravern Johnson,

Romero Osby, Baxter Price,  
Renardo Sidney, Shaun Smith  
Phil Turner

## Tennessee (2)

Barry Stewart, Jarvis Varnado

## Kentucky (2)

Twany Beckham, Riley Benock

## Louisiana (2)

Kodi Augustus, Elgin Bailey

## Alabama (1)

Wendell Lewis

## North Carolina (1)

Dee Bost

## New York (1)

Taylor Luczak

## Texas (1)

Charles Parker

## GENERAL INFORMATION

Location: \_\_\_\_\_ Starkville, Mississippi  
 Founded: \_\_\_\_\_ February 28, 1878  
 Enrollment: \_\_\_\_\_ 18,601  
 Conference: \_\_\_\_\_ SEC (Western Division)  
 Nickname: \_\_\_\_\_ Bulldogs  
 Colors: \_\_\_\_\_ Maroon (PMS 202) & White  
 Arena: \_\_\_\_\_ Humphrey Coliseum (10,500)  
 President: \_\_\_\_\_ Dr. Mark E. Keenum  
 Director of Athletics: \_\_\_\_\_ Greg Byrne  
 Faculty Representative: \_\_\_\_\_ Dr. Steven C. Turner

## BASKETBALL HISTORY

First Year of Basketball: \_\_\_\_\_ 1908-09  
 Number of Seasons: \_\_\_\_\_ 98th  
 All-Time Record: \_\_\_\_\_ 1,254-1,046  
 All-Time SEC Record: \_\_\_\_\_ 525-675  
 Total Number of Head Coaches: \_\_\_\_\_ 18  
 Humphrey Coliseum Record: \_\_\_\_\_ 345-132  
 20-Win Seasons: \_\_\_\_\_ 14  
 NCAA Tournament Appearances: \_\_\_\_\_ 10  
 NCAA Tournament Record: \_\_\_\_\_ 11-10  
 NCAA Tournament Final Fours: \_\_\_\_\_ 1  
 (1996, lost to Syracuse 77-69 in semis)  
 NIT Appearances: \_\_\_\_\_ 6  
 NIT Record: \_\_\_\_\_ 6-6  
 NIT Final Fours: \_\_\_\_\_ 1  
 (2007, lost 63-62 to West Virginia in semis)  
 SEC Championships: \_\_\_\_\_ 6  
 (2004, 1991, 1963, 1962, 1961, 1959)  
 SEC Tournament Championships: \_\_\_\_\_ 3  
 (2009, 2002 and 1996)  
 SEC Tournament Record: \_\_\_\_\_ 25-46  
 SEC Western Division Titles: \_\_\_\_\_ 6  
 (2008, 2007, 2004, 2003, 1996, 1995)

## BASKETBALL STAFF

Head Coach: \_\_\_\_\_ Rick Stansbury  
 Alma Mater, Year: \_\_\_\_\_ Campbellsville, 1982  
 Record at MSU/Years: \_\_\_\_\_ 238-130/12  
 Career Record/Years: \_\_\_\_\_ 238-130/12  
 Phone: \_\_\_\_\_ 662-325-3800  
 Assistant Coach: \_\_\_\_\_ Robert Kirby  
 Assistant Coach: \_\_\_\_\_ Phil Cunningham  
 Assistant Coach: \_\_\_\_\_ Marcus Grant  
 Director of Operations: \_\_\_\_\_ Talvis Franklin  
 Video Coordinator: \_\_\_\_\_ Bennie Ashford  
 Strength Coach: \_\_\_\_\_ Richard Akins  
 Athletic Trainer: \_\_\_\_\_ Scotty Johnson  
 Administrative Asst.: \_\_\_\_\_ Suzanne Cook  
 Media Relations Contact: \_\_\_\_\_ Gregg Ellis  
 Office Phone: \_\_\_\_\_ 662-325-3595  
 Cell Phone: \_\_\_\_\_ 662-322-0145  
 Fax: \_\_\_\_\_ 662-325-3654  
 Email: \_\_\_\_\_ gellis@athletics.msstate.edu

## TEAM INFORMATION

2008-09 Overall Record \_\_\_\_\_ 23-13  
 2008-09 SEC Record \_\_\_\_\_ 9-7  
 SEC Finish: \_\_\_\_\_ 3rd (Western Division)  
 National Ranking: \_\_\_\_\_ n/a  
 Starters Returning/Lost: \_\_\_\_\_ 5/0  
 Letterwinners Returning/Lost: \_\_\_\_\_ 12/4  
 Newcomers: \_\_\_\_\_ 6  
 Roster (Sr./Jr./So./Fr.): \_\_\_\_\_ (2/6/4/6)

## MSU KNOWS HOW TO WIN GAMES AT 'THE HUMP'

Over the course of the last decade, Mississippi State's Humphrey Coliseum has become a difficult venue for opposing teams. Since the 2006-07 season, the Bulldogs have posted a 43-12 mark for an .782 winning percentage. With a 13-5 mark last year, the Bulldogs have reached twin-digit home wins during each of coach Rick Stansbury's first 11 seasons at the MSU helm.

Mississippi State is now 139-34 (.803) overall at Humphrey Coliseum under Stansbury's direction, including a 65-23 (.739) SEC mark and a 74-11 (.871) record against non-conference opponents.

The Bulldogs have compiled a 35-season composite record of 345-132 (.723) at "The Hump" since Mississippi State's basketball facility opened prior to the 1975-76 campaign.

## TRACKING MSU' HOME SUCCESS UNDER RICK STANSBURY

| Season                | Overall       |             | SEC          |             | Non-SEC      |             |
|-----------------------|---------------|-------------|--------------|-------------|--------------|-------------|
|                       | Record        | Win %       | Record       | Win %       | Record       | Win %       |
| 1998-99               | 12-2          | .857        | 6-2          | .750        | 6-0          | 1.000       |
| 1999-00               | 10-4          | .714        | 4-4          | .500        | 6-0          | 1.000       |
| 2000-01               | 13-4          | .765        | 6-2          | .750        | 7-2          | .778        |
| 2001-02               | 13-1          | .929        | 7-1          | .875        | 6-0          | 1.000       |
| 2002-03               | 12-2          | .857        | 7-1          | .875        | 5-1          | .833        |
| 2003-04               | 12-2          | .857        | 6-2          | .750        | 6-0          | 1.000       |
| 2004-05               | 11-2          | .846        | 6-2          | .750        | 5-0          | 1.000       |
| 2005-06               | 11-5          | .688        | 5-3          | .625        | 6-2          | .750        |
| 2006-07               | 16-3          | .842        | 6-2          | .750        | 10-1         | .909        |
| 2007-08               | 12-3          | .800        | 7-1          | .875        | 5-2          | .714        |
| 2008-09               | 13-5          | .722        | 5-3          | .667        | 8-2          | .750        |
| 2009-10               | 4-1           | .800        | ---          | ---         | 4-1          | .800        |
| <b>11-Year Totals</b> | <b>139-34</b> | <b>.803</b> | <b>65-23</b> | <b>.739</b> | <b>74-11</b> | <b>.871</b> |

## STANSBURY TEAMS IN THE SEC TOURNAMENT

## SEC TOURNAMENT FINAL APPEARANCES SINCE 1998-99

|                                |          |
|--------------------------------|----------|
| Kentucky .....                 | 5        |
| Arkansas .....                 | 4        |
| Florida .....                  | 4        |
| <b>MISSISSIPPI STATE .....</b> | <b>3</b> |
| Alabama .....                  | 1        |
| Arkansas .....                 | 1        |
| Auburn .....                   | 1        |
| Georgia .....                  | 1        |
| Ole Miss .....                 | 1        |
| Tennessee .....                | 1        |

## SEC TOURNAMENT SEMIFINAL APPEARANCES SINCE 1998-99

|                                |          |
|--------------------------------|----------|
| <b>MISSISSIPPI STATE .....</b> | <b>6</b> |
| Kentucky .....                 | 6        |
| LSU .....                      | 6        |
| Arkansas .....                 | 5        |
| Florida .....                  | 5        |
| Auburn .....                   | 4        |
| South Carolina .....           | 4        |
| Alabama .....                  | 2        |
| Ole Miss .....                 | 2        |
| Tennessee .....                | 2        |
| Vanderbilt .....               | 1        |
| Georgia .....                  | 1        |

## TOP SEC TOURNAMENT RECORDS SINCE 1998-99

|                                |             |
|--------------------------------|-------------|
| Kentucky .....                 | 18-7        |
| Florida .....                  | 16-8        |
| <b>MISSISSIPPI STATE .....</b> | <b>14-9</b> |
| Arkansas .....                 | 13-10       |
| South Carolina .....           | 11-11       |
| LSU .....                      | 10-11       |
| Alabama .....                  | 8-11        |
| Georgia .....                  | 6-9         |
| Auburn .....                   | 6-11        |
| Vanderbilt .....               | 6-11        |
| Tennessee .....                | 6-11        |
| Ole Miss .....                 | 6-11        |



# THE LAST TIME . . .

## THE LAST TIME AN MSU PLAYER ...

### Scored 30 or more points in a game:

31, Jarvis Varnado vs. LSU (2-11-09)

### Scored 34 or more points in a game:

34, Charles Rhodes vs. Oregon (3-21-08)

### Scored 35 or more points in a game:

36, Jeff Malone at Ole Miss (2-19-83)

### Scored 37 or more points in a game:

39, Jeff Malone vs. Alabama (1-31-83)

### Scored 40 or more points in a game:

40, Rickey Brown vs. Auburn (3-7-77)

### Scored 20+ points in back-to-back games:

Jarvis Varnado (22 vs. Rider 11-13-09 and 20 vs. Southeastern Louisiana on 11-19-09).

### Scored 20+ points in three-consecutive games:

Jarvis Varnado (21 vs. South Alabama; 23 vs. Cincinnati; 24 vs. Nicholls, 2008-09)

### Scored 20+ points in five-consecutive games:

Jeff Malone, 1982-83 (11 consecutive)

### Scored 30+ points in back-to-back games:

Jeff Malone (36 at Ole Miss & 30 vs. Georgia, 1982-83)

### Scored 30+ points in three-consecutive games:

Jeff Malone (33 at LSU; 36 at Ole Miss & 30 vs. Georgia, 1982-83)

### Made 10 or more field goals in a game:

10, Jarvis Varnado vs. LSU (2-11-09)

### Made 11 or more field goals in a game:

11, Charles Rhodes vs. Auburn (2-27-08)

### Made 12 or more field goals in a game:

12, Ravern Johnson vs. UCLA (12-12-09)

### Made 13 or more field goals in a game:

13, Horatio Webster vs. SW Missouri St. (11-23-97)

### Made 14 or more field goals in a game:

14, Cameron Burns at Georgia (1-17-90)

### Made 15 or more field goals in a game:

16, Raymond Brown vs. Florida (3-2-85)

### Attempted 20 or more field goals in a game:

20, Dietric Slater at Georgia (2-24-07)

### Attempted 21 or more field goals in a game:

22, Timmy Bowers at Alabama (3-6-04)

### Attempted 23 or more field goals in a game:

24, Horatio Webster vs. UT Martin (12-20-97)

### Attempted 25 or more field goals in a game:

25, Chuck Evans at Alabama (3-6-93)

### Attempted 26 or more field goals in a game:

26, Tony Watts at Ole Miss (2-22-92)

### Attempted 27 or more field goals in a game:

28, Jeff Malone vs. Vanderbilt (1-8-83)

### Made six or more 3-pointers in a game:

6, Dee Bost vs. Old Dominion (11-28-09)

### Made seven or more 3-pointers in a game:

7, Reginald Delk at Arkansas (3-1-06)

### Made eight or more 3-pointers in a game:

8, Winsome Frazier vs. UMKC (11-23-04)

### Attempted 11 or more 3-pointers in a game:

11, Barry Stewart at Alabama (2-21-09)

### Attempted 12 or more 3-pointers in a game:

12, Jamall Edmonson vs. Kentucky (2-1-06)

### Attempted 13 or more 3-pointers in a game:

15, Winsome Frazier vs. UMKC (11-23-04)

### Attempted 16 or more 3-pointers in a game:

17, Darryl Wilson vs. Alabama (3-4-95)

### Made 14 or more free throws in a game:

14, Charles Rhodes vs. Oregon (3-21-08)

### Made 15 or more free throws in a game:

18, Rich Knarr vs. Auburn (2-19-73)

### Attempted 18 or more free throws in a game:

18, Charles Rhodes vs. Oregon (3-21-08)

### Attempted 19 or more free throws in a game:

19, Carl Nichols vs. SE La. (12-1-88)

### Had 16 or more rebounds in a game:

16, Jarvis Varnado vs. F. Dickinson (11-22-08)

### Had 17 or more rebounds in a game:

17, Jarvis Varnado at LSU (1-9-08)

### Had 18 or more rebounds in a game:

21, Wesley Morgan vs. SE La. (11-28-05)

### Had 22 or more rebounds in a game:

23, Rickey Brown vs. Vanderbilt (12-6-79)

### Had 24 or more rebounds in a game:

24, Wiley Peck vs. Alabama (1-27-79)

### Had 10 or more offensive rebounds in a game:

10, Wesley Morgan vs. SE La. (11-28-05)

### Had 10 or more defensive rebounds in a game:

11, Jarvis Varnado vs. Texas-PA (11-24-09)

### Had 12 or more defensive rebounds in a game:

12, Jarvis Varnado vs. Rider (11-13-09)

### Had 10 or more assists in a game:

10, Dee Bost vs. Alabama (1-14-09)

### Had 11 or more assists in a game:

14, Gary Ervin vs. Florida A&M (12-20-04)

### Had 15 or more assists in a game:

16, Chuck Evans at UMKC (2-23-93)

### Had 10 or more turnovers in a game:

10, Charles Rhodes vs. Nicholls (11-11-06)

### Had five or more blocks in a game:

5, Jarvis Varnado vs. Old Dominion (11-28-09)

### Had seven or more blocks in a game:

7, Jarvis Varnado vs. UCLA (12-12-09)

### Had eight or more blocks in a game:

8, Jarvis Varnado vs. Texas-PA (11-24-09)

### Had nine or more blocks in a game:

9, Jarvis Varnado vs. La. Monroe (11-17-08)

### Had 10 or more blocks in a game:

10, Jarvis Varnado vs. Kentucky (1-15-08)

### Had 10+ blocks in two consecutive games:

Jarvis Varnado (10 vs. Georgia & 10 vs. Kentucky, 2007-08)

### Had five or more steals in a game:

5, Barry Stewart vs. Alabama (3-14-08)

### Had six or more steals in a game:

6, Phil Turner vs. South Carolina (2-18-09)

## LAST TIME AN MSU TEAM...

### Scored 100 or more points:

105 vs. St. Bonaventure (12-05-08)

### Scored 100 or more points in an SEC game:

105 vs. Auburn (3-2-04)

### Allowed 100 or more points:

115 at Arkansas (2-20-93)

### Was held to 52 points or less:

52 vs. Washington St. (11-28-08)

### Was held to 51 points or less:

49 vs. Southern Illinois (11-23-07)

### Was held to 48 points or less:

36 vs. George Washington (12-8-96)

### Held opponent to 60 points or less:

60 vs. Georgia SECT (3-12-09)

### Held opponent to 57 points or less:

57 vs. LSU SECT (3-14-09)

### Held opponent to 55 points or less:

54 vs. UCLA (12-12-09)

### Held opponent to 50 points or less:

50 vs. Texas-Pan American (11-24-09)

### Held opponent to 45 points or less:

45 vs. DePaul (12-10-09)

### Held opponent to 39 points or less:

39 at LSU (1-9-08)

### Shot 50 percent or better from the field:

.526 [30-57] vs. Texas-Pan Am (11-24-09)

### Shot 55 percent or better from the field:

.59.7 [37-62] vs. St. Bonaventure (12-05-09)

### Shot 60 percent or better from the field:

.600 [33-55] vs. Auburn (2-27-08)

### Shot 65 percent or better from the field:

.660 [35-53] vs. Western Kentucky (1-5-09)

### Was held to less than 35 percent from the field:

.333 [18-54] vs. Richmond (11-27-09)

### Was held to less than 32 percent from the field:

.312 [24-77] vs. LSU (2-11-09)

### Held opp. to 35 percent or less from the field:

.349 [22-63] vs. UCLA (12-12-09)

### Held opp. to 30 percent or less from the field:

.281 [18-64] vs. DePaul (12-10-09)

### Opponent shot 50 percent or better:

.500 (22 of 44) vs. Richmond (11-27-09)

### Made 35 or more field goals:

37 vs. St. Bonaventure (12-5-09)

### Made 40 or more field goals:

40 vs. Auburn (3-2-04)

### Attempted 70 or more shots from the field:

72 at Auburn (2-14-09)

### Attempted 80 or more shots from the field:

80 at Alabama (2-21-09)

### Attempted 40 or fewer shots from the field:

39 vs. Vanderbilt (2-12-05)

### Made 10 or more 3-pointers:

10 vs. Southeastern Louisiana (11-19-09)

### Made 12 or more 3-pointers:

12 vs. DePaul (12-10-09)

### Made 13 or more 3-pointers:

14 vs. Kentucky (2-3-09)

### Made 16 or more 3-pointers:

16 vs. St. Bonaventure (12-05-09)

### Did not make a 3-pointer:

[0-11] at Alabama (1-18-05)

### Made just one 3-pointer:

vs. Southeastern Louisiana (11-28-05)

### Made just two 3-pointers:

at Vanderbilt (1-21-06)

### Attempted only 10 3-pointers:

10 vs. Alabama State (12-6-08)

### Attempted six 3-pointers or less:

6 at Ole Miss (1-29-03)

### Attempted 25 or more 3-pointers:

25 vs. Richmond (11-27-09)

### Attempted 26 or more 3-pointers:

26 vs. South Carolina (2-18-09)

### Attempted 27 or more 3-pointers:

29 vs. DePaul (12-10-09)

### Attempted 35 or more 3-pointers:

39 at Alabama (2-21-09)

### Made 30 or more free throws:

30 vs. Arkansas (1-15-05)

### Made 40 or more free throws:

41 vs. LSU (2-11-09)

### Made fewer than five free throws:

4 at Alabama (1-19-08)

### Made fewer than four free throws:

1 at Kentucky (1-13-07)

### Attempted 35 or more free throws:

35 vs. LSU SECT (3-15-09)

# THE LAST TIME (CONTINUED) . . .

**Attempted 40 or more free throws:**

41 vs. Charlotte (11-29-06)

**Made 50 or more free throws:**

52 vs. LSU (2-11-09)

**Attempted fewer than 10 free throws:**

9 vs. Southern Illinois (11-23-07)

**Had 50 or more rebounds:**

50 vs. South Carolina SECT (3-13-09)

**Had 55 or more rebounds:**

58 vs. Troy (12-10-05)

**Had 59 or more rebounds:**

59 vs. Jacksonville St. (12-22-04)

**Had 21 or more assists:**

22 vs. Auburn (2-27-08)

**Had 25 or more assists:**

25 vs. St. Bonaventure (12-05-09)

**Had 20 or more turnovers:**

20 vs. Washington St. (11-28-08)

**Had 21 or more turnovers:**

24 vs. St. Bonaventure (11-25-08)

**Had 25 or more turnovers:**

25 vs. UT Martin (11-17-07)

**Had 26 or more turnovers:**

31 at Kentucky (1-7-97)

**Had fewer than 10 turnovers:**

6 vs. LSU SECT (3-14-09)

**Had fewer than five turnovers:**

4 vs. La. Tech (11-10-07)

**Had 10 or more blocked shots:**

10 vs. St. Bonaventure (12-05-09)

**Had 11 or more blocked shots:**

11 at Alabama (2-21-09)

**Had 12 or more blocked shots:**

14 vs. Texas-Pan American (11-24-09)

**Had 16 or more blocked shots:**

16 vs. Georgia (1-12-08)

**Had 10 or more steals:**

10 at Alabama (2-21-09)

**Had 13 or more steals:**

13 at Georgia (1-24-09)

**Had 20 or more steals:**

20 vs. Nicholls State (11-17-01)

**Had 1 steal or less:**

0 vs. Richmond (11-27-09)

## BRYANT BECOMES FIRST MSU SIGNEE OF 2009-10 SIGNING CLASS

Mississippi State coach Rick Stansbury has announced his first signee of the 2009-10 class, standout guard Brian Bryant.

The 6-foot-3, 165-pound Albany, Ga., native is currently a sophomore at Northwest Florida State College, where he has guided his team to a 5-0 start and is averaging 20 points, 7.6 rebounds and 5.4 assists, while shooting 41 percent from 3-point territory.

Last year as a freshman, he was limited due to a hand injury.

Prior to enrolling at Northwest Florida, previously known as Okaloosa Walton, Bryant prepped four years at Dougherty High School, where he led his team to two regional titles and four playoff appearances.

As a senior, he averaged 29.6 points, 9.3 rebounds, 3.6 steals and

3.6 assists en route to garnering team MVP honors and earning Albany Herald Play of the Year honors for the second-straight season.

He was also selected to play in the Georgia North-South All-Star Game.

"He is the complete package of talent, athleticism, character and work ethic," 13th-year Raiders coach Bruce Stewart said. "He is a winner."

Bryant chose MSU over Auburn and Southern Miss.

Bryant is the fifth NWF State College men's player to head to the SEC in the last three seasons, following in the footsteps of Auburn's Tay Waller and Johnnie Lett, Alabama's Charvez Davis and South Carolina's Johnndre Jefferson.

## MISSISSIPPI STATE QUICK HITS

- ✓ Against St. Bonaventure on Saturday, Mississippi State dished out 25 assists, the most since totaling the same against Loyola-Marymount on 12-19-07.
- ✓ The Bulldogs are aiming for their second-consecutive 8-2 start and for the eighth time in the last nine years.
- ✓ Currently, **Jarvis Varnado** is tied for 8th all-time in the NCAA record books in regards to blocked shots with 441. Listed below are the players that are ahead of him.

| <u>Player</u>       | <u>School</u>     | <u>Blocks</u> |
|---------------------|-------------------|---------------|
| 1. Wojciech Mydra   | Louisiana-Monroe  | 535           |
| 2. Adonal Foyle     | Colgate           | 492           |
| 3. Tim Duncan       | Wake Forest       | 481           |
| 4. Alonzo Mourning  | Georgetown        | 453           |
| 5. Tarvis Williams  | Hampton           | 452           |
| 6. Ken Johnson      | Ohio State        | 444           |
| 7. Deng Gai         | Fairfield         | 442           |
| T8. Jarvis Varnado  | Mississippi State | 441           |
| T8. Emeka Okafor    | Connecticut       | 441           |
| 10. Lorenzo Coleman | Tennessee Tech    | 437           |



### DID YOU KNOW . . .

Both of the Bulldogs' losses have come on Friday this year. Last season, MSU was 1-1 on Friday.



# ALL-SEC & ALL-AMERICAN CANDIDATE

## Jarvis Varnado



**F • 6-9 • 230 • 3L**  
**Brownsville, TN**

- ✓ Tabbed reseason All-SEC.
- ✓ John R. Wooden Award finalist.
- ✓ Naismith Award finalist.
- ✓ Two-time defending SEC Defensive Player of the Year.
- ✓ Winner of 2009 Cellular South Howell Trophy.
- ✓ Is MSU's and the SEC's all-time leading shot blocker with 441.
- ✓ Led the nation in blocked shots the past two seasons and is tops now with 47.
- ✓ Is 94 blocks shy of the NCAA career record set by Wojciech Mydra.
- ✓ Became the 31st MSU player to score 1,000 points for a career against St. Bonaventure.
- ✓ His 820 rebounds rank 7th all-time.
- ✓ Leads MSU in rebounding (10.3) and is 2nd in scoring (14.0), which are 2nd and 19th in the SEC, respectively.

### Season Highs

- **Points:** 22, Rider (11-13-09)
- **FGM:** 8, Rider (11-13-09)
- **FGA:** 11, twice (last: UCLA, 12-12-09)
- **FTM:** 8, SE Louisiana (11-19-09)
- **FTA:** 10, SE Louisiana (11-19-09)
- **Rebs:** 15, Texas-Pan Am (11-24-09)
- **Blocks:** 8, SE Louisiana (11-19-09)
- **Steals:** 3, SELA (11-19-09) & SBU (12-5-09)
- **Minutes:** 36, Rider (11-13-09)
- **Double-Doubles:** 5

### Career Highs

- **Points:** 31, LSU (2-11-09)
- **FGM:** 10, 3 times (last: LSU, 2-11-09)
- **FGA:** 18, LSU (1-21-09)
- **FTM:** 11, LSU (1-21-09)
- **FTA:** 13, LSU (1-21-09)
- **Rebs:** 17, LSU (1-21-09)
- **Blocks:** 10, 3 times (last: Kentucky, 1-15-08)
- **Steals:** 4, Georgia (1-24-09)
- **Minutes:** 40, Alabama (3-14-08)
- **Double-Doubles:** 20


### Jarvis' Team-By-Team Blocks

| <u>Team</u>         | <u>No.</u> | <u>Team</u>              | <u>No.</u> | <u>Team</u>                              | <u>No.</u> |
|---------------------|------------|--------------------------|------------|--|------------|
| Alabama             | 16         | Loyola Marymount         | 10         | Richmond                                 | 1          |
| Alabama State       | 12         | LSU                      | 27         | Rider                                    | 7          |
| Arkansas            | 24         | McNeese State            | 4          | St. Bonaventure                          | 10         |
| Auburn              | 18         | Miami                    | 11         | San Diego                                | 6          |
| Bradley             | 3          | Miami (OH)               | 5          | South Alabama                            | 15         |
| Bethune-Cookman     | 4          | Memphis                  | 5          | South Carolina                           | 15         |
| Centenary           | 7          | Mississippi Valley State | 1          | Southeastern Louisiana                   | 12         |
| Charlotte           | 4          | Missouri                 | 5          | Southern Illinois                        | 2          |
| Cincinnati          | 4          | Murray State             | 3          | Tennessee                                | 13         |
| Clemson             | 6          | New Orleans              | 7          | Tennessee-Martin                         | 3          |
| DePaul              | 3          | Nicholls                 | 9          | Texas A&M Corpus Christi                 | 5          |
| Fairleigh Dickinson | 8          | North Alabama            | 7          | Texas-Pan American                       | 8          |
| Florida             | 9          | Vanderbilt               | 5          | Texas Tech                               | 4          |
| Florida State       | 1          | Washington               | 5          | UC-Irvine                                | 2          |
| George Mason        | 4          | Washington State         | 4          | UCLA                                     | 7          |
| Georgia             | 18         | West Virginia            | 1          | <i>Most blocks Against..... LSU (27)</i> |            |
| Houston             | 3          | Western Kentucky         | 1          | <i>Blocks vs. SEC..... 176</i>           |            |
| Kentucky            | 18         | Winthrop                 | 2          | <i>Non-Conference blocks..... 265</i>    |            |
| Louisiana Lafayette | 5          | Old Dominion             | 5          |  |            |
| Louisiana Monroe    | 9          | Ole Miss                 | 13         |  |            |
| Louisiana Tech      | 6          | Oregon                   | 4          |  |            |

### JARVIS VARNADO'S CAREER STATS

| <u>Year</u>  | <u>GP-GS</u>  | <u>Min/Avg</u>   | <u>FG-FGA</u>  | <u>Pct</u>  | <u>3FM-3GA</u> | <u>Pct</u>  | <u>FT-FTA</u>  | <u>Pct</u>  | <u>Rebs</u>    | <u>PF-D</u>  | <u>Asst</u> | <u>TO</u>  | <u>Blk</u> | <u>Stl</u> | <u>Pts/Avg</u>  |
|--------------|---------------|------------------|----------------|-------------|----------------|-------------|----------------|-------------|----------------|--------------|-------------|------------|------------|------------|-----------------|
| 2006-07      | 35-13         | 473/13.5         | 75-116         | .647        | 0-1            | .000        | 24-45          | .533        | 146-4.2        | 74-1         | 11          | 19         | 67         | 12         | 174/5.0         |
| 2007-08      | 34-34         | 968/28.5         | 109-170        | .641        | 1-2            | .500        | 50-100         | .500        | 264-7.8        | 99-5         | 18          | 41         | 157        | 18         | 269/7.9         |
| 2008-09      | 36-36         | 1012/28.1        | 180-328        | .549        | 0-1            | .000        | 104-159        | .654        | 317-8.8        | 83-2         | 28          | 60         | 170        | 22         | 464/12.9        |
| 2009-10      | 9-9           | 247/27.4         | 46-71          | .648        | 0-0            | .000        | 34-51          | .667        | 93-10.3        | 15-0         | 8           | 14         | 47         | 8          | 126/14.0        |
| <b>TOTAL</b> | <b>114-92</b> | <b>2700/23.7</b> | <b>410-685</b> | <b>.599</b> | <b>1-4</b>     | <b>.250</b> | <b>212-355</b> | <b>.597</b> | <b>820-7.2</b> | <b>271-8</b> | <b>65</b>   | <b>134</b> | <b>441</b> | <b>60</b>  | <b>1033/9.1</b> |

# A LOOK AT THE ALL-STAR CANDIDATES

**Barry Stewart****G • 6-3 • 170****Shelbyville, TN**


- ✓ Currently ranks 15th all-time in scoring with 1,274 career points.
- ✓ His 10.7 scoring averages ranks fifth on the team.
- ✓ Is second with 27 assists.
- ✓ His 219 made 3-pointers leave him 39 shy of Darry Wilson's 258 record.
- ✓ Has scored in double-digits 31 times the last two years.

## Season Highs

- **Points:** 13, 3 times (last: St. Bonaventure, 12-05-09)
- **FGM:** 6, St. Bonaventure (12-5-09)
- **FGA:** 12, St. Bonaventure (12-5-09)
- **3GM:** 4, Richmond (11-27-09)
- **3GA:** 7, 3 times (last: UCLA, 12-12-09)
- **FTM:** 4, SE Louisiana (11-19-09)
- **FTA:** 5, DePaul (12-10-09)
- **Rebs:** 4, St. Bonaventure (12-5-09)
- **Assists:** 7, St. Bonaventure (12-5-09)
- **Steals:** 1, twice (last: DePaul 12-10-09)
- **Minutes:** 37, twice (last: UCLA 12-12-09)
- **Double-Doubles:** 0

## Career Highs

- **Points:** 24, SE Missouri (12-30-07)
- **FGM:** 8, Missouri (12-30-07)
- **FGA:** 19, Alabama (2-21-09)
- **3GM:** 6, Tennessee (2-2-08)
- **3GA:** 11, twice (last: USC, 11-13-09)
- **FTM:** 10, twice (last: LSU 3-14-09)
- **FTA:** 12, LSU (3-14-09)
- **Rebs:** 12, Florida (3-4-09)
- **Assists:** 7, twice (last: St. Bonaventure, 12-5-09)
- **Steals:** 5, Alabama (3-14-08)
- **Minutes:** 44, twice (last: LSU, 2-11-09)
- **Double-Doubles:** 2

**Dee Bost****G • 6-2 • 170****Concord, NC**


- ✓ After leading MSU with 156 assists last year, he's tops so far with 43.
- ✓ His 11.1 scoring clip is third on the team.
- ✓ His 45.8 percent 3-point accuracy is second on the team..
- ✓ 22 made 3s are the second most on the team behind Ravern Johnson and are the fifth most in the SEC.
- ✓ Has started all 45 games for MSU.

## Season Highs

- **Points:** 25, Old Dominion (11-28-09)
- **FGM:** 8, Old Dominion (11-28-09)
- **FGA:** 13, Old Dominion (11-28-09)
- **3GM:** 6, Old Dominion (11-28-09)
- **3GA:** 9, Old Dominion (11-28-09)
- **FTM:** 5, Rider (11-13-09)
- **FTA:** 6, Rider (11-13-09)
- **Rebs:** 8, St. Bonaventure (12-5-09)
- **Assists:** 7, three times (last: UCLA 12-12-09)
- **Blocks:** 1, DePaul (12-10-09)
- **Steals:** 2, twice (last: TPAU, 11-24-09)
- **Minutes:** 39, Rider (11-13-09)
- **Double-Doubles:** 0

## Career Highs

- **Points:** 25, Arkansas (2-7-09); Old Dominion (11-28-09)
- **FGM:** 9, Arkansas (2-7-09)
- **FGA:** 17, LSU (2-11-09)
- **3GM:** 6, Arkansas (2-7-09); Old Dominion (11-28-09)
- **3GA:** 9, Old Dominion (11-28-09)
- **FTM:** 10, LSU (2-11-09)
- **FTA:** 12, LSU (2-11-09)
- **Rebs:** 10, South Carolina (3-13-09)
- **Assists:** 10, twice (last: Bama, 1-14-09)
- **Steals:** 4, San Diego (12-30-08)
- **Minutes:** 47, twice (last: Bama, 2-21-09)
- **Double-Doubles:** 2

**Ravern Johnson****G • 6-7 • 175****Lyon, MS**

- ✓ His 27 made 3-pointers are the most most on the team.
- ✓ Became the second player in MSU history to make 80-plus 3-pointers in a season by draining 83.
- ✓ Leads MSU in scoring at 14.4.
- ✓ His 48.2 percent shooting accuracy from 3-point range is 2nd in SEC.
- ✓ Needs to make seven more treys to move into MSU's Top 10 list.

## Season Highs

- **Points:** 29, UCLA (12-12-09)
- **FGM:** 12, UCLA (12-12-09)
- **FGA:** 15, UCLA (12-12-09)
- **3GM:** 5, UCLA (12-12-09)
- **3GA:** 8, twice (last: UCLA, 12-12-09)
- **FTM:** 1, Texas-Pan Am (11-24-09)
- **FTA:** 1, Texas-Pan Am (11-24-09)
- **Rebs:** 7, UCLA (12-12-09)
- **Assists:** 3, twice (last: St. Bo (12-5-09)
- **Blocks:** 2, Texas-Pan Am (11-24-09)
- **Steals:** 2, Bethune (11-21-09)
- **Minutes:** 31, twice (last: UCLA, 12-12-09)
- **Double-Doubles:** 0

## Career Highs

- **Points:** 29, UCLA (12-12-09)
- **FGM:** 12, UCLA (12-12-09)
- **FGA:** 17, South Carolina (2-18-09)
- **3GM:** 6, Western Ky (1-5-09)
- **3GA:** 10, four times (last: Georgia 3-12-09)
- **FTM:** 4, four times (last: South Carolina 3-13-09)
- **FTA:** 5, Alabama State (12-6-08)
- **Rebs:** 8, Nicholls (12-22-08)
- **Assists:** 3, five times (last: St. Bonaventure, 12-05-09)
- **Blocks:** 2, 4 times (last: Texas-Pan Am, 11-24-09)
- **Steals:** 2, three times (last: Bethune 11-21-09)
- **Minutes:** 44, Alabama (2-21-08)

# A LOOK AT THE ALL-STAR CANDIDATES

**Phil Turner****G • 6-3 • 170****Grenada, MS**


- ✓ Sixth on team in scoring at 5.7.
- ✓ Second on team with 50 rebounds.
- ✓ Leads MSU with 13 steals.
- ✓ Collected fifth-career double-double against SE Louisiana.
- ✓ Tied his career high with 14 rebounds vs. Southeastern Louisiana.

## Season Highs

- **Points:** 10, SE Louisiana (11-19-09)
- **FGM:** 4, Bethune (11-21-09)
- **FGA:** 12, SE Louisiana (11-19-09)
- **3GM:** 2, twice (last: SE-LA, 11-19-09)
- **3GA:** 6, SE Louisiana (11-19-09)
- **FTM:** 2, twice (last: UCLA 12-12-09)
- **FTA:** 2, twice (last: UCLA 12-12-09)
- **Rebs:** 14, SE Louisiana (11-19-09)
- **Assists:** 5, DePaul (12-10-09)
- **Steals:** 3, Texas-Pan Am (11-24-09)
- **Minutes:** 34, SE Louisiana (11-19-09)
- **Double-Doubles:** 1

## Career Highs

- **Points:** 18, Kentucky (2-3-09)
- **FGM:** 7, South Carolina (2-18-09)
- **FGA:** 13, Kentucky (2-3-09)
- **3GM:** 4, four times (last: Arkansas 2-7-09)
- **3GA:** 9, twice (last: Auburn, 2-14-09)
- **FTM:** 9, Nicholls (12-22-08)
- **FTA:** 12, Nicholls (12-22-08)
- **Rebs:** 14, twice (last: SE Louisiana 11-19-09)
- **Assists:** 5, DePaul (12-10-09)
- **Steals:** 6, South Carolina (2-18-09)
- **Minutes:** 47, Alabama (2-21-09)
- **Double-Doubles:** 5

**Kodi Augustus****F • 6-8 • 220****Baton Rouge, LA**

- ✓ Fourth in scoring with 10.9 average.
- ✓ Suspended for SE Louisiana and Bethune-Cookman games.
- ✓ 18-straight made free throws streak snapped against St. Bonaventure.
- ✓ Tied for second on team with five blocked shots.

## Season Highs

- **Points:** 17, St. Bonaventure (12-5-09)
- **FGM:** 4, three times (last: St. Bonaventure, 12-5-09)
- **FGA:** 9, Rider (11-13-09)
- **3GM:** 3, St. Bonaventure (12-5-09)
- **3GA:** 4, St. Bonaventure (12-5-09)
- **FTM:** 8, Richmond (11-27-09); Old Dominion (11-28-09)
- **FTA:** 8, three times (last: St. Bonaventure, 12-5-09)
- **Rebs:** 8, Texas-Pan Am (11-24-09)
- **Assists:** 2, Old Dominion (11-28-09)
- **Steals:** 2, Old Dominion (11-28-09)
- **Blocks:** 3, Texas-Pan Am (11-24-09)
- **Minutes:** 25, Richmond (11-27-09)
- **Double-Doubles:** 0

## Career Highs

- **Points:** 19, Georgia (3-12-09)
- **FGM:** 6, twice (last: Georgia 3-12-09)
- **FGA:** 12, Texas Tech (11-29-08)
- **3GM:** 3, Georgia (3-12-09); St. Bonaventure (12-5-09)
- **3GA:** 4, Georgia (3-12-09); St. Bonaventure (12-5-09)
- **FTM:** 8, Richmond (11-27-09); Old Dominion (11-28-09)
- **FTA:** 8, three times (last: St. Bonaventure (12-05-09)
- **Rebs:** 9, Texas Tech (11-29-08)
- **Assists:** 2, three times (last: Old Dominion, 11-28-09)
- **Steals:** 2, Old Dominion (11-28-09)
- **Blocks:** 3, Texas-Pan Am (11-24-09)
- **Minutes:** 27, Washington St. (11-28-08)
- **Double-Doubles:** 0



# THE REST OF THE TEAM

## THE JUNIORS

### **45 • Elgin Bailey • F/C • 6-8 • 254 • New Orleans, LA**

Bailey saw action in 27 games last year before dislocating his ankle against Florida. He still managed to finish second on the team in blocked shots with 26. Bailey finished the year averaging 3.9 points and 2.4 rebounds. He returned to the court against SE Louisiana but did not play against Bethune-Cookman. Scored his first point of the year on a free throw against Texas-Pan American and logged four minutes against Richmond and six against Old Dominion in South Padre. Did not play against St. Bonaventure, DePaul or UCLA.

### **15 • Riley Benock • G • 6-4 • 180 • Battletown, KY**

Hailing from the same high school as Mississippi State head coach Rick Stansbury, Riley saw action in all 36 games as a reserve. He averaged 2.3 points and 0.9 rebounds per outing. His 16 steals tied for fifth-most on the team. He is returning from foot surgery to repair a stress fracture over the offseason. He has seen action in all nine games and is averaging 2.8 points and has collected six steals. His best outing came against St. Bonaventure, where he totaled 9 points on 3-of-4 shooting from 3-point range. He had two treys against DePaul and finished with six points. Had three points against UCLA in eight minutes.

## THE SOPHOMORES

### **4 • Twany Beckham • G • 6-5 • 190 • Louisville, KY**

Beckham played in the last 32 games of last season and was one of MSU'S first players off the bench. He logged a total of 33 minutes in the SEC Tournament and averaged 1.5 points, 2.0 rebounds and dished out three assists. He finished the year averaging 1.6 points and 1.5 boards a game.

### **5 • Romero Osby • F • 6-8 • 230 • Meridian, MS**

Osby played in all 36 games for the Bulldogs as a true freshman last year. He scored a career-high 15 points against North Alabama. He also averaged 4.1 points and 2.6 boards per contest, while scoring in double-digits three times. Osby also finished fourth on the team with 12 blocks. Has seen action in all nine games this year games and is averaging 5.4 points and 3.4 boards. He's also tied for third with four blocks. Scored a season-high 13 points against DePaul to go along with his season-best seven rebounds. Had five points and five rebounds against St. Bonaventure and had eight points against Texas-Pan American. In his last outing against UCLA, he had two points and two rebounds.

## THE FRESHMEN

### **30 • Wendell Lewis • C • 6-8 • Selma, AL**

Has seen action in all nine games and had a career-high 7 points against St. Bonaventure, while tying his career of five rebounds (Bethune-Cookman). He is currently averaging 2.1 points and 2.5 rebounds. In 14 minutes against DePaul, he hauled in four rebounds. He had four points and a rebound against UCLA. Signed in April, Lewis chose MSU over SEC rivals Auburn, Georgia, Alabama and Ole Miss. He was selected to compete in the Mississippi-Alabama All-Star game. As a McDonald's All-American nominee, Lewis was ranked as the 27th best center by ESPN. While earning team MVP honors his senior year, he led the team in points (16.5), rebounds (11.2) and blocks (3).

### **50 • John Riek • F • 7-1 • 242 • Khartoun, Sudan**

After sitting out an NCAA-mandated nine game suspension to start the year, John Riek is eligible against Wright State. The final member of the MSU recruiting class, Riek inked his commitment to the Bulldogs in May of 2009. With enhanced shot-blocking and rebounding skills, he made a name for himself at the LeBron Skill Academy where he scored 18 points in 24 minutes. His 7 foot, 8 ½ inch wingspan made him the top-rated center by Rivals.com in the class of 2008.

### **10 • Shaun Smith • G • 6-6 • 195 • Brooksville, MS**

The first member of the 2009 MSU signing class, the heralded All-State member from Noxubee County is known for his athleticism and ball-handling skills. Ranked the 23rd best shooting guard in the country by Scout.com, Smith inked his next four years with Bulldog basketball on his birthday. As a senior, he averaged 25.1 points, 5.8 rebounds and 2.2 steals.

### **1 • Renardo Sidney • G • 6-10 • 260 • Jackson, MS**

Is waiting to be cleared to play by the NCAA. One of MSU's most highly touted recruits, Sidney brings numerous accolades including McDonald's All American selection, USA Junior National Select Team inclusion as well as Naismith High School Player of the Year finalist. He was also tabbed Co-MVP at the Jordan Brand Classic at the famous Madison Square Garden in New York City. Sidney made his national impression at the McDonald's All-Star game where he scored 11 points while grabbing 6 rebounds.

**EXHIBITION 1 — OCT. 31, 2009**

|                   |    |
|-------------------|----|
| Mississippi State | 82 |
| Oklahoma City     | 54 |

Humphrey Coliseum • 2 p.m.  
Starkville, MS

STARKVILLE, Miss. — Junior Raven Johnson's 23 points sparked a convincing 82-54 win by 18th-ranked Mississippi State against Oklahoma City in the exhibition opener for both teams at Humphrey Coliseum.

Johnson drained 6-of-10 three-pointers, shot 8-of-15 from the floor and grabbed five rebounds.

Three other Bulldogs recorded double-digit efforts in the win, led by junior Kodi Augustus' 16 points. Sophomore Dee Bost joined senior Barry Stewart by scoring 11 points, while Bost added 6 assists.

All-SEC senior Jarvis Varnado grabbed 11 rebounds, notched 8 points and blocked 4 shots. Freshman Wendell Lewis continued his impressive preseason performance by claiming 8 rebounds in just 13 minutes.

OCU point guard Chris Brown led the game with 24 points.

The Bulldogs struggled with their opponents in the first half, but never trailed in the game. After scoring the first eight points, State saw two free-throws from OCU's Brown spark a 10-0 run that pulled the game within a point. At the break, MSU led 38-33 half.

**Oklahoma City**

| Player        | FG           | 3FG         | FT          | RB        | PF        | PT        | A        | Min        |
|---------------|--------------|-------------|-------------|-----------|-----------|-----------|----------|------------|
| Phillips f    | 2-8          | 1-2         | 0-0         | 5         | 1         | 5         | 1        | 34         |
| Williams c    | 0-4          | 0-0         | 0-1         | 3         | 4         | 0         | 1        | 14         |
| Brown g       | 9-23         | 0-1         | 6-8         | 6         | 3         | 24        | 0        | 36         |
| Graham g      | 3-6          | 0-2         | 0-0         | 4         | 1         | 6         | 2        | 34         |
| Bingham g     | 4-13         | 2-7         | 1-1         | 3         | 1         | 11        | 0        | 34         |
| Cuevas        | 0-0          | 0-0         | 0-0         | 1         | 1         | 0         | 1        | 6          |
| Ennis         | 0-0          | 0-0         | 0-0         | 0         | 0         | 0         | 0        | 1          |
| McKnight      | 1-2          | 0-0         | 0-0         | 0         | 2         | 2         | 1        | 11         |
| Nicholson     | 2-3          | 0-0         | 0-0         | 2         | 2         | 4         | 0        | 14         |
| James         | 1-3          | 0-0         | 0-1         | 4         | 3         | 2         | 1        | 16         |
| <b>TOTALS</b> | <b>22-62</b> | <b>3-12</b> | <b>7-11</b> | <b>32</b> | <b>18</b> | <b>54</b> | <b>7</b> | <b>200</b> |

**Mississippi State**

| Player        | FG           | 3FG          | FT           | RB        | PF        | PT        | A         | Min        |
|---------------|--------------|--------------|--------------|-----------|-----------|-----------|-----------|------------|
| Augustus f    | 6-11         | 1-6          | 3-4          | 5         | 3         | 16        | 0         | 25         |
| Varnado c     | 3-6          | 0-0          | 2-4          | 11        | 1         | 8         | 2         | 27         |
| Johnson g     | 8-15         | 6-10         | 1-1          | 5         | 1         | 23        | 2         | 34         |
| Bost g        | 3-8          | 2-5          | 3-3          | 3         | 2         | 11        | 6         | 28         |
| Stewart g     | 3-8          | 3-7          | 2-2          | 5         | 3         | 11        | 2         | 31         |
| Osby          | 4-8          | 1-2          | 0-0          | 5         | 2         | 9         | 3         | 21         |
| Smith         | 0-2          | 0-0          | 0-0          | 1         | 3         | 0         | 4         | 14         |
| Parker        | 0-0          | 0-0          | 0-0          | 0         | 0         | 0         | 0         | 1          |
| Luczak        | 0-0          | 0-0          | 0-0          | 1         | 0         | 0         | 0         | 2          |
| Price         | 0-0          | 0-0          | 0-1          | 1         | 0         | 0         | 1         | 1          |
| Lewis         | 2-4          | 0-0          | 0-3          | 8         | 2         | 4         | 0         | 13         |
| Bolen         | 0-1          | 0-0          | 0-0          | 1         | 0         | 0         | 0         | 3          |
| <b>TOTALS</b> | <b>29-63</b> | <b>13-30</b> | <b>11-14</b> | <b>47</b> | <b>17</b> | <b>82</b> | <b>19</b> | <b>200</b> |

Halftime: MSU 38, OCU 33. FG%: MSU 46.0%, OCU 35.5%. 3FG%: MSU 43.3%, OCU 25.0%. FT%: MSU 78.6%, OCU 63.6%. Turnovers: MSU 14 (Varnado, Johnson 3 4), OCU 12 (James 3). Blocked Shots: MSU 6 (Varnado 4), OCU 2 (Phillips, Williams 1). Steals: MSU 3 (Bost 2), OCU 3 (Three with 1). Officials: Tom Eades, Bruce Benedick, James Williams. Attendance: 2,938.

**EXHIBITION 2 — Nov. 7, 2009**

|                    |    |
|--------------------|----|
| Mississippi State  | 90 |
| Georgetown College | 70 |

Humphrey Coliseum • 2 p.m.  
Starkville, MS

STARKVILLE, Miss. — Junior forward Kodi Augustus scored 16 points and grabbed 11 rebounds to pace 18th-ranked Mississippi State to a 90-70 win against Georgetown College.

MSU completed its two-game exhibition slate having never trailed in either game.

Augustus connected on 6-of-9 shots from the floor and all three of his free throws. All-SEC senior Jarvis Varnado totaled 17 points, 9 rebounds and 5 blocks.

Also scoring in double-digits were sophomore point guard Dee Bost with 14 points to go along with his 8 assists, while Phil Turner totaled 12 points.

Pacing the game in scoring was Georgetown's Eddie Gray with 19.

State jumped out to an early eight-point lead in the game's first 10 minutes. The Tigers responded with a six-point run capped by two consecutive treys from Vincent Crutcher to pull within two points with 8:50 left in the half. The Bulldogs responded in a big way, finishing the half on a 23-5 run sparked by a Varnado pass resulting in a dunk from Augustus. MSU led 41-22 at the break.

**Georgetown College**

| Player        | FG           | 3FG         | FT          | RB        | PF        | PT        | A         | Min        |
|---------------|--------------|-------------|-------------|-----------|-----------|-----------|-----------|------------|
| Moses         | 9-19         | 0-0         | 0-0         | 10        | 2         | 18        | 1         | 37         |
| Pearson       | 3-6          | 0-0         | 0-0         | 5         | 5         | 6         | 1         | 13         |
| Gray          | 6-11         | 2-4         | 5-5         | 5         | 2         | 19        | 2         | 37         |
| Walls         | 1-4          | 1-4         | 0-0         | 1         | 1         | 3         | 0         | 18         |
| Byron         | 0-8          | 0-1         | 0-0         | 2         | 4         | 0         | 2         | 11         |
| Hamilton      | 0-1          | 0-1         | 0-0         | 1         | 0         | 0         | 0         | 3          |
| Boggs         | 1-2          | 1-1         | 0-0         | 0         | 1         | 3         | 1         | 6          |
| Saxton        | 4-5          | 1-2         | 1-1         | 2         | 1         | 10        | 2         | 25         |
| Ferguson      | 1-4          | 0-0         | 3-4         | 4         | 4         | 5         | 3         | 19         |
| Crutcher      | 2-6          | 2-5         | 0-0         | 2         | 2         | 6         | 0         | 25         |
| Outen         | 0-0          | 0-0         | 0-0         | 0         | 3         | 0         | 0         | 6          |
| <b>TOTALS</b> | <b>27-66</b> | <b>7-18</b> | <b>9-10</b> | <b>33</b> | <b>25</b> | <b>70</b> | <b>12</b> | <b>200</b> |

**Mississippi State**

| Player        | FG           | 3FG         | FT           | RB        | PF        | PT        | A         | Min        |
|---------------|--------------|-------------|--------------|-----------|-----------|-----------|-----------|------------|
| Augustus      | 6-9          | 1-2         | 3-3          | 11        | 1         | 16        | 2         | 27         |
| Varnado       | 7-7          | 0-0         | 3-5          | 9         | 3         | 17        | 2         | 30         |
| Johnson       | 3-4          | 1-1         | 2-3          | 1         | 1         | 9         | 0         | 17         |
| Bost          | 5-10         | 2-6         | 2-2          | 2         | 2         | 14        | 8         | 32         |
| Stewart       | 3-10         | 0-7         | 2-2          | 0         | 0         | 8         | 3         | 31         |
| Osby          | 1-4          | 0-0         | 7-8          | 3         | 2         | 9         | 0         | 16         |
| Parker        | 0-0          | 0-0         | 0-0          | 0         | 0         | 0         | 0         | 1          |
| Benock        | 0-1          | 0-1         | 0-0          | 3         | 1         | 0         | 1         | 13         |
| Luczak        | 0-0          | 0-0         | 0-0          | 0         | 0         | 0         | 0         | 1          |
| Turner        | 3-6          | 1-2         | 5-5          | 3         | 1         | 12        | 0         | 21         |
| Lewis         | 2-2          | 0-0         | 1-2          | 0         | 2         | 5         | 0         | 10         |
| Bolen         | 0-1          | 0-0         | 0-0          | 0         | 0         | 0         | 1         | 1          |
| <b>TOTALS</b> | <b>30-53</b> | <b>5-19</b> | <b>25-30</b> | <b>33</b> | <b>13</b> | <b>90</b> | <b>17</b> | <b>200</b> |

Halftime: MSU 41, GC 22. FG%: MSU 55.6%, GC 27.3%. 3FG%: MSU 14.3%, GC 30.0%. FT%: MSU 83.3%, GC 100.0%. Turnovers: MSU 17 (Varnado 5), GC 12 (Ferguson, Crutcher 4). Blocked Shots: MSU 6 (Varnado 5), GC 3 (Pearson 2). Steals: MSU 7 (Turner 3), GC 6 (Hamilton 2). Officials: Tony Greene, Mike Nance, Ron Groover. Attendance: 2,995.

**GAME 1 — Nov. 13, 2009**

|                   |    |
|-------------------|----|
| Rider             | 88 |
| Mississippi State | 74 |

Humphrey Coliseum • 2 p.m.  
Starkville, MS

STARKVILLE, Miss. — Mississippi State senior Jarvis Varnado collected his 16th career double-double despite the Bulldogs dropping a 88-74 decision to Rider in front of 7,241 fans at Humphrey Coliseum.

Varnado, collected 22 points and 14 rebounds on the night as MSU dropped the opening game of the season for the first time since a 79-76 setback to Louisiana-Lafayette in 2002.

Varnado also tallied seven blocks and scored six of the game's first 11 points to give the Bulldogs an early nine-point advantage.

Dee Bost and Raven Johnson also reached double figures, scoring 14 and 10 points, respectively.

State maintained the lead until the 45-second mark when a Mike Ringgold layup gave the Rider a lead that it would never relinquish. Ringgold and Novar Gadson collected 21 points each to lead Rider.

The opener was marred by a Rider squad that went 30-of-59 (50 percent) from the field, including a sizzling 62-percent clip from the 3-point stripe.

**Rider (1-0)**

| Player        | FG           | 3FG          | FT           | RB        | PF        | PT        | A         | Min        |
|---------------|--------------|--------------|--------------|-----------|-----------|-----------|-----------|------------|
| Ringgold      | 10-19        | 0-0          | 1-4          | 6         | 2         | 21        | 1         | 39         |
| Jackson       | 1-4          | 0-1          | 0-0          | 5         | 5         | 2         | 1         | 12         |
| Thompson      | 6-12         | 4-6          | 0-2          | 3         | 2         | 16        | 2         | 39         |
| Robinson      | 3-5          | 2-2          | 7-9          | 4         | 2         | 15        | 4         | 27         |
| Gadson        | 7-11         | 2-2          | 5-7          | 11        | 1         | 21        | 2         | 37         |
| Youngblood    | 0-4          | 0-2          | 4-4          | 3         | 4         | 4         | 2         | 21         |
| Thompson      | 1-1          | 0-0          | 1-2          | 4         | 0         | 3         | 1         | 11         |
| Mansell       | 2-3          | 2-3          | 0-0          | 0         | 1         | 6         | 0         | 8          |
| Nd-Ezuma      | 0-0          | 0-0          | 0-0          | 0         | 1         | 0         | 0         | 1          |
| Penn          | 0-0          | 0-0          | 0-0          | 0         | 1         | 0         | 1         | 5          |
| <b>TOTALS</b> | <b>30-59</b> | <b>10-16</b> | <b>18-28</b> | <b>38</b> | <b>19</b> | <b>88</b> | <b>14</b> | <b>200</b> |

**Mississippi State (0-1)**

| Player        | FG           | 3FG          | FT           | RB        | PF        | PT        | A         | Min        |
|---------------|--------------|--------------|--------------|-----------|-----------|-----------|-----------|------------|
| Augustus      | 4-9          | 1-1          | 0-1          | 5         | 4         | 9         | 0         | 15         |
| Varnado       | 8-8          | 0-0          | 6-8          | 14        | 3         | 22        | 2         | 36         |
| Johnson       | 4-11         | 2-8          | 0-0          | 1         | 1         | 10        | 1         | 29         |
| Bost          | 3-11         | 3-6          | 5-6          | 2         | 5         | 14        | 7         | 39         |
| Stewart       | 2-10         | 2-7          | 1-4          | 3         | 3         | 7         | 3         | 37         |
| Osby          | 2-3          | 0-0          | 0-0          | 3         | 1         | 4         | 0         | 11         |
| Benock        | 0-2          | 0-2          | 0-0          | 0         | 0         | 0         | 1         | 4          |
| Turner        | 3-6          | 2-3          | 0-0          | 5         | 2         | 8         | 1         | 25         |
| Lewis         | 0-2          | 0-0          | 0-0          | 1         | 1         | 0         | 0         | 4          |
| <b>TOTALS</b> | <b>26-62</b> | <b>10-27</b> | <b>12-19</b> | <b>37</b> | <b>20</b> | <b>74</b> | <b>15</b> | <b>200</b> |

Halftime: Rider 44, MSU 42. FG%: MSU 41.9%, Rider 50.1%. 3FG%: MSU 37.0%, Rider 62.5%. FT%: MSU 63.2%, Rider 64.3%. Turnovers: MSU 12 (Varnado 4), Rider 6 (Thompson, Gadson 2). Blocked Shots: MSU 9 (Varnado 7), Rider 2 (Ringgold, Gadson 1). Steals: MSU 2 (Bost, Turner 1), Rider 5 (Gadson 3). Officials: Rick Crawford, James Barker, James Williams. Attendance: 7,241.

**GAME 2 — Nov. 19, 2009**

Mississippi State 82  
Southeastern Louisiana 67

Humphrey Coliseum • 7 p.m.  
Starkville, MS

STARKVILLE, Miss. — All-SEC center Jarvis Varnado fell just short of his second career triple-double and tied for a game-high 20 points to power Mississippi State to an 82-67 victory against Southeastern Louisiana in Humphrey Coliseum.

Varnado recorded his second-straight 20-point effort and swatted eight shots to go along with his nine rebounds.

Notching the game's only double-double was junior Phil Turner, who had 14 rebounds and 10 points.

Also scoring in double-digits were Ravern Johnson (17), Barry Stewart (13) and Dee Bost (10).

Leading SELU was center Patrick Sullivan, who shot 9-of-21 from the field to score 20 points.

The Bulldogs never trailed and led 41-29 at the break.

In a hard-fought second half, SELU orchestrated a 10-2 run sparked by a Patrick Sullivan layup to close the MSU lead to just 59-51 with 10:43 left. A trey from Bost ended the stretch, and the Bulldogs scored seven-straight capped by a Stewart trey to ice the win.

**Southeastern Louisiana (2-1)**

| Player        | FG           | 3FG         | FT         | RB        | PF        | PT        | A         | Min        |
|---------------|--------------|-------------|------------|-----------|-----------|-----------|-----------|------------|
| Marks         | 2-4          | 0-0         | 1-2        | 6         | 4         | 5         | 3         | 29         |
| Sullivan      | 9-21         | 0-0         | 2-2        | 7         | 3         | 20        | 0         | 35         |
| Hutchin       | 5-14         | 4-8         | 0-0        | 2         | 1         | 14        | 0         | 25         |
| Fortenberry   | 2-7          | 0-3         | 0-0        | 2         | 2         | 4         | 2         | 28         |
| Patterson     | 0-0          | 0-0         | 2-2        | 2         | 2         | 2         | 4         | 18         |
| Jones         | 3-4          | 2-3         | 0-0        | 2         | 1         | 8         | 2         | 21         |
| Ndumba        | 0-1          | 0-0         | 0-0        | 2         | 2         | 0         | 0         | 13         |
| Forest        | 2-11         | 0-3         | 2-3        | 4         | 3         | 6         | 0         | 21         |
| Dixon         | 3-4          | 2-3         | 0-0        | 1         | 1         | 8         | 1         | 10         |
| <b>TOTALS</b> | <b>26-66</b> | <b>8-20</b> | <b>7-9</b> | <b>30</b> | <b>19</b> | <b>67</b> | <b>12</b> | <b>200</b> |

**Mississippi State (1-1)**

| Player        | FG           | 3FG          | FT           | RB        | PF       | PT        | A         | Min        |
|---------------|--------------|--------------|--------------|-----------|----------|-----------|-----------|------------|
| Varnado       | 6-8          | 0-0          | 8-10         | 9         | 1        | 20        | 1         | 30         |
| Johnson       | 7-13         | 3-6          | 0-0          | 3         | 2        | 17        | 0         | 31         |
| Bost          | 3-5          | 2-3          | 2-5          | 5         | 1        | 10        | 4         | 32         |
| Stewart       | 4-11         | 1-5          | 4-4          | 3         | 1        | 13        | 1         | 32         |
| Turner        | 3-12         | 2-6          | 2-2          | 14        | 1        | 10        | 3         | 34         |
| Osby          | 2-5          | 1-2          | 0-0          | 4         | 1        | 5         | 1         | 13         |
| Benock        | 1-3          | 0-2          | 0-0          | 2         | 1        | 2         | 1         | 15         |
| Luczak        | 1-1          | 1-1          | 0-0          | 0         | 0        | 3         | 0         | 1          |
| Lewis         | 1-3          | 0-0          | 0-0          | 2         | 1        | 2         | 0         | 7          |
| Bailey        | 0-1          | 0-0          | 0-0          | 0         | 0        | 0         | 0         | 1          |
| Parker        | 0-0          | 0-0          | 0-0          | 0         | 0        | 0         | 0         | 1          |
| Price         | 0-0          | 0-0          | 0-0          | 0         | 0        | 0         | 0         | 1          |
| <b>TOTALS</b> | <b>28-62</b> | <b>10-25</b> | <b>16-21</b> | <b>47</b> | <b>9</b> | <b>82</b> | <b>12</b> | <b>200</b> |

Halftime: MSU 41, SELU 29. FG%: MSU 45.2%, SELU 39.4%. 3FG%: MSU 40.0%, SELU 40.0%. FT%: MSU 76.2%, SELU 77.8%. Turnovers: MSU 13 (Bost, Turner 3), SELU 11 (Sullivan 3). Blocked Shots: MSU 10 (Varnado 8), SELU 7 (Sullivan 3). Steals: MSU 9 (Varnado 3), SELU 5 (Patterson 3). Officials: Ted Valentine, Doug Simons, Carlos Gonzalez. Attendance: 4,544.

**GAME 3 — Nov. 21, 2009**

Mississippi State 67  
Bethune-Cookman 51

Humphrey Coliseum • 6 p.m.  
Starkville, MS

STARKVILLE, Miss. — Jarvis Varnado swatted 4 shots to become the SEC's all-time leading shot-blocker as Mississippi State cruised to a 67-51 victory against the Bethune-Cookman Wildcats.

Varnado surpassed Shaquille O'Neals' previous SEC record of 412 and now has batted 413 shots in his career. The all-star senior also recorded 10 points and 10 rebounds for his second double-double in the season's first three games.

Three other Bulldogs also scored 10 points, including senior Barry Stewart, who also handed out 4 assists.

Albert Abrahams registered the game's other double-double for the Wildcats with 15 points and 11 rebounds.

The first half saw several lead changes before two Osby free throws sparked a 10-0 MSU run. The Bulldogs led 31-24 at the half.

State saw BCU quickly close the gap to just 33-30 but responded with an 8-0 run capped by a Varnado layup that put the game out of reach for good. Varnado brought down the SEC's all-time career blocks record with a reject of an Abrahams jumper with 10:20 remaining in the second half.

**Bethune Cookman (1-3)**

| Player        | FG           | 3FG         | FT           | RB        | PF        | PT        | A        | Min        |
|---------------|--------------|-------------|--------------|-----------|-----------|-----------|----------|------------|
| Starling      | 2-3          | 0-0         | 0-0          | 6         | 1         | 4         | 2        | 24         |
| Adams         | 0-1          | 0-0         | 4-4          | 0         | 4         | 4         | 0        | 10         |
| Reed          | 4-19         | 1-4         | 0-0          | 1         | 1         | 9         | 4        | 38         |
| Elliott       | 0-3          | 0-0         | 2-2          | 4         | 2         | 2         | 0        | 21         |
| Jones         | 3-7          | 0-2         | 0-0          | 4         | 0         | 6         | 1        | 22         |
| Thomas        | 1-3          | 1-2         | 0-0          | 2         | 1         | 3         | 1        | 23         |
| Abrahams      | 6-11         | 0-0         | 3-5          | 11        | 3         | 15        | 1        | 26         |
| Bryant        | 0-0          | 0-0         | 2-2          | 0         | 0         | 2         | 0        | 2          |
| Anusionwu     | 0-0          | 0-0         | 0-0          | 0         | 1         | 0         | 0        | 2          |
| Dukes         | 2-4          | 2-4         | 0-0          | 0         | 2         | 6         | 0        | 16         |
| Williford     | 0-1          | 0-0         | 0-0          | 1         | 0         | 0         | 0        | 16         |
| <b>TOTALS</b> | <b>18-52</b> | <b>4-12</b> | <b>11-13</b> | <b>32</b> | <b>15</b> | <b>51</b> | <b>9</b> | <b>200</b> |

**Mississippi State (2-1)**

| Player        | FG           | 3FG         | FT           | RB        | PF       | PT        | A         | Min        |
|---------------|--------------|-------------|--------------|-----------|----------|-----------|-----------|------------|
| Varnado       | 4-11         | 0-0         | 2-5          | 10        | 0        | 10        | 2         | 31         |
| Johnson       | 4-10         | 2-6         | 0-0          | 2         | 0        | 10        | 0         | 26         |
| Bost          | 2-7          | 2-4         | 4-4          | 4         | 0        | 10        | 2         | 31         |
| Stewart       | 3-6          | 2-4         | 2-2          | 1         | 1        | 10        | 4         | 31         |
| Turner        | 4-7          | 1-1         | 0-0          | 5         | 3        | 9         | 2         | 22         |
| Osby          | 2-6          | 0-2         | 3-4          | 6         | 1        | 7         | 3         | 24         |
| Parker        | 0-1          | 0-0         | 0-0          | 0         | 1        | 0         | 0         | 1          |
| Benock        | 2-4          | 1-3         | 0-0          | 2         | 0        | 5         | 0         | 19         |
| Luczak        | 0-0          | 0-0         | 0-0          | 0         | 1        | 0         | 0         | 1          |
| Price         | 0-0          | 0-0         | 0-0          | 5         | 0        | 0         | 0         | 1          |
| Lewis         | 3-4          | 0-0         | 0-0          | 2         | 1        | 6         | 0         | 13         |
| <b>TOTALS</b> | <b>24-56</b> | <b>8-20</b> | <b>11-15</b> | <b>37</b> | <b>8</b> | <b>67</b> | <b>13</b> | <b>200</b> |

Halftime: MSU 31, BCU 24. FG%: MSU 42.9%, BCU 34.6%. 3FG%: MSU 40.0%, BCU 33.3%. FT%: MSU 73.3%, BCU 84.6%. Turnovers: MSU 13 (Bost 5), BCU 15 (Reed 4). Blocked Shots: MSU 9 (Varnado 4), BCU 4 (Reed 2). Steals: MSU 8 (Johnson, Bost, Turner, Benock 2), BCU 9 (Reed 3). Officials: James Barker, Jeremy Mosier, Chuck Jones. Attendance: 3,721.

**GAME 4 — Nov. 24, 2009**

Mississippi State 70  
Texas-Pan American 55

Humphrey Coliseum • 7 p.m.  
Starkville, MS

STARKVILLE, Miss. — For the third time in four games, All-SEC senior Jarvis Varnado registered a double-double as the Mississippi State Bulldogs rode a tight second-half defense to a 75-50 victory against Texas Pan-American.

Varnado totaled 12 points, collected a season-high 15 rebounds and tied a season-high 8 blocks to lead MSU.

Three other Bulldogs scored in double-digits, including sophomore point guard Dee Bost (13), senior Barry Stewart (12) and junior Ravern Johnson (11).

Junior Nick Weiermiller and senior Luis Valera led the Broncs with 8 points each.

While MSU never trailed in the contest, it saw its 25-14 lead with 10 minutes remaining in the first half shrink to just two points with three left before the break. MSU finished on a 9-2 run to go up 42-33 at the break.

The Bulldogs tightened the defense in the second half, allowing just 17 points and scoring 33 of their own. State finished shooting a season-high 52.6 percent from the floor and held the Broncs to just a 29.2 percent effort.

**Texas-Pan American (0-5)**

| Player        | FG           | 3FG         | FT         | RB        | PF        | PT        | A        | Min        |
|---------------|--------------|-------------|------------|-----------|-----------|-----------|----------|------------|
| Valera        | 4-10         | 0-0         | 0-0        | 5         | 1         | 8         | 0        | 21         |
| Hearn         | 2-7          | 1-2         | 1-2        | 4         | 1         | 6         | 2        | 23         |
| Maree         | 0-2          | 0-0         | 3-4        | 2         | 4         | 3         | 2        | 22         |
| Weiermiller   | 3-10         | 2-6         | 0-0        | 4         | 0         | 8         | 1        | 30         |
| Smith         | 2-5          | 1-4         | 0-0        | 5         | 2         | 5         | 1        | 21         |
| Hawkins       | 3-9          | 0-0         | 1-2        | 3         | 3         | 7         | 0        | 16         |
| Urbanus       | 1-6          | 1-2         | 0-0        | 0         | 0         | 3         | 1        | 25         |
| Jones         | 1-4          | 1-4         | 0-0        | 1         | 0         | 3         | 0        | 10         |
| Seagers       | 0-2          | 0-2         | 0-0        | 1         | 0         | 0         | 0        | 2          |
| Hendrix       | 3-8          | 1-1         | 0-0        | 2         | 1         | 7         | 0        | 20         |
| Couch         | 0-1          | 0-0         | 0-0        | 0         | 2         | 0         | 0        | 18         |
| Trader        | 0-1          | 0-0         | 0-0        | 1         | 1         | 0         | 0        | 2          |
| <b>TOTALS</b> | <b>19-65</b> | <b>7-21</b> | <b>5-8</b> | <b>33</b> | <b>15</b> | <b>50</b> | <b>7</b> | <b>200</b> |

**Mississippi State (3-1)**

| Player        | FG           | 3FG         | FT          | RB        | PF        | PT        | A        | Min        |
|---------------|--------------|-------------|-------------|-----------|-----------|-----------|----------|------------|
| Varnado       | 6-8          | 0-0         | 0-2         | 15        | 2         | 12        | 1        | 27         |
| Johnson       | 4-8          | 2-5         | 1-1         | 3         | 4         | 11        | 0        | 25         |
| Bost          | 4-10         | 2-6         | 3-3         | 6         | 1         | 13        | 4        | 30         |
| Stewart       | 5-10         | 2-5         | 0-0         | 2         | 1         | 12        | 0        | 31         |
| Turner        | 2-5          | 1-3         | 0-0         | 3         | 2         | 5         | 2        | 22         |
| Osby          | 3-6          | 1-2         | 1-1         | 2         | 1         | 8         | 2        | 15         |
| Parker        | 1-1          | 0-0         | 0-0         | 0         | 0         | 2         | 0        | 1          |
| Benock        | 0-0          | 0-0         | 0-0         | 1         | 0         | 0         | 0        | 12         |
| Luczak        | 0-0          | 0-0         | 0-0         | 1         | 0         | 0         | 0        | 2          |
| Price         | 0-0          | 0-0         | 0-0         | 0         | 0         | 0         | 0        | 1          |
| Augustus      | 4-7          | 1-1         | 0-0         | 8         | 1         | 9         | 0        | 21         |
| Lewis         | 1-1          | 0-0         | 0-0         | 1         | 0         | 2         | 0        | 9          |
| Bailey        | 0-1          | 0-0         | 1-4         | 0         | 0         | 1         | 0        | 4          |
| <b>TOTALS</b> | <b>30-57</b> | <b>9-22</b> | <b>6-11</b> | <b>45</b> | <b>12</b> | <b>75</b> | <b>9</b> | <b>200</b> |

Halftime: MSU 42, TPAU 33. FG%: MSU 52.6%, TPAU 29.2%. 3FG%: MSU 40.9%, TPAU 33.3%. FT%: MSU 54.5%, TPAU 62.5%. Turnovers: MSU 16 (Johnson 5), TPAU 11 (Maree 3). Blocked Shots: MSU 14 (Varnado 8), TPAU 2 (Valera, Hendrix). Steals: MSU 8 (Turner 3), TPAU 6 (Smith 3). Officials: Steve Coleman, Ron Groover, Brian Shey. Attendance: 3,214.



**GAME 5 — Nov. 27, 2009**

|                   |    |
|-------------------|----|
| Mississippi State | 62 |
| Richmond          | 63 |

South Padre Convention Center • 5 p.m.  
South Padre Island, TX

SOUTH PADRE ISLAND, Texas — After finding itself down by as many as 14 points to Richmond on numerous occasions in the semifinals of the South Padre Island Invitational, Mississippi State fought back and seemed to take control late in the game.

But with 9.8 seconds remaining and his team trailing by one, Spiders guard Kevin Anderson nailed a 15-foot jumper to lift Richmond to a stunning 63-62 victory.

The loss snapped MSU's three-game winning streak.

Despite putting itself in an early hole, the Bulldogs battled back and closed the gap to 35-32 at the break on a putback by Phil Turner right before time expired.

The Spiders, though, regained the early momentum in the second half and pushed their lead back to 10. But as they did the first half, MSU came storming back.

That persistence paid off with 10:22 left on two free throws by Kodi Augustus that tied the game at 49-apiece. Augustus, who finished with 13 points, later gave the Bulldogs its first lead at 55-53 with two more free throws at the 7:36 mark.

State then built its biggest advantage at 62-57 on a short jumper by Ravern Johnson, who totaled a team-high 15 points.

**Richmond (5-1)**

| Player        | FG           | 3FG         | FT           | RB        | PF        | PT        | A         | Min        |
|---------------|--------------|-------------|--------------|-----------|-----------|-----------|-----------|------------|
| Gonzalez      | 3-7          | 2-5         | 1-3          | 4         | 1         | 9         | 4         | 37         |
| Anderson      | 5-12         | 0-3         | 2-2          | 4         | 1         | 12        | 3         | 39         |
| Harper        | 3-3          | 2-2         | 1-2          | 2         | 3         | 9         | 2         | 19         |
| Geriot        | 3-10         | 1-4         | 0-0          | 2         | 3         | 7         | 5         | 35         |
| Butler        | 6-10         | 2-4         | 5-5          | 4         | 4         | 19        | 0         | 34         |
| Garrett       | 0-0          | 0-0         | 0-0          | 1         | 5         | 0         | 0         | 7          |
| Duinker       | 1-1          | 1-1         | 2-2          | 1         | 2         | 5         | 0         | 8          |
| Smith         | 1-1          | 0-0         | 0-0          | 2         | 3         | 2         | 0         | 21         |
| <b>TOTALS</b> | <b>22-44</b> | <b>8-19</b> | <b>11-14</b> | <b>24</b> | <b>22</b> | <b>63</b> | <b>16</b> | <b>200</b> |

**Mississippi State (3-2)**

| Player        | FG           | 3FG         | FT           | RB        | PF        | PT        | A         | Min        |
|---------------|--------------|-------------|--------------|-----------|-----------|-----------|-----------|------------|
| Varnado       | 2-6          | 0-0         | 4-4          | 6         | 4         | 8         | 0         | 23         |
| Johnson       | 6-11         | 3-6         | 0-0          | 6         | 1         | 15        | 1         | 31         |
| Bost          | 1-7          | 1-5         | 2-4          | 3         | 3         | 5         | 4         | 35         |
| Stewart       | 4-10         | 4-6         | 1-2          | 3         | 1         | 13        | 0         | 35         |
| Turner        | 2-8          | 0-3         | 0-0          | 9         | 0         | 4         | 2         | 23         |
| Augustus      | 2-7          | 1-2         | 8-8          | 6         | 4         | 13        | 0         | 25         |
| Osby          | 1-1          | 0-0         | 2-4          | 1         | 1         | 4         | 0         | 8          |
| Benock        | 0-3          | 0-3         | 0-1          | 1         | 0         | 0         | 0         | 10         |
| Lewis         | 0-0          | 0-0         | 0-0          | 2         | 2         | 0         | 0         | 6          |
| Bailey        | 0-1          | 0-0         | 0-0          | 0         | 1         | 0         | 0         | 4          |
| <b>TOTALS</b> | <b>18-54</b> | <b>9-25</b> | <b>17-23</b> | <b>41</b> | <b>15</b> | <b>62</b> | <b>10</b> | <b>200</b> |

Halftime: MSU 32, Richmond 35. FG%: MSU 33.3%, Richmond 50.0%. 3FG%: MSU 36.0%, Richmond 42.1%. FT%: MSU 73.9%, Richmond 78.6%. Turnovers: MSU 13 (Stewart 5), Richmond 13 (Geriot, Garrett 3). Blocked Shots: MSU 1 (Varnado 1), Richmond 1 (Smith 1). Steals: MSU 0, Richmond 5 (Anderson 3). Officials: Bill Gracey, Larry Spaulding, Brent Dugas. Attendance: 585.

**GAME 6 — Nov. 28, 2009**

|                   |    |
|-------------------|----|
| Mississippi State | 69 |
| Old Dominion      | 55 |

South Padre Convention Center • 4:30 p.m.  
South Padre Island, TX

SOUTH PADRE ISLAND, Texas — Sophomore point guard Dee Bost tied career highs with 25 points and six made treys to help the Mississippi State Bulldogs to a 69-55 victory against the Old Dominion Monarchs to claim the consolation game of the South Padre Island Invitational.

Bost drained 6 of his 9 three-point attempts, grabbed four rebounds and handed out four assists.

After dislocating his finger twice in the first half, all-SEC senior Jarvis Varnado saw just 19 minutes of action but shot 6-of-7 from the field to score 15 points and claim six rebounds. Fellow senior Barry Stewart and junior Kodi Augustus each contributed 10 points to wrap up four Bulldogs in double digits.

Senior forward Gerald Lee led ODU with 20 points on 9-of-14 shooting.

The Monarchs scored the game's first four points and the Bulldogs saw a back-and-forth first half. State built a 30-18 lead before ODU pulled the lead to 36-28 by halftime.

Despite seeing its lead drop to just 50-47 with 10:47 remaining, Mississippi State never trailed in the second half. MSU reeled off a 14-3 run and led 64-50 with under a minute to go.

**Old Dominion (4-2)**

| Player        | FG           | 3FG         | FT         | RB        | PF        | PT        | A         | Min        |
|---------------|--------------|-------------|------------|-----------|-----------|-----------|-----------|------------|
| James         | 3-11         | 3-6         | 0-0        | 3         | 3         | 9         | 3         | 27         |
| Lee           | 9-15         | 0-0         | 2-2        | 3         | 4         | 20        | 0         | 26         |
| Hassell       | 2-6          | 0-0         | 0-0        | 2         | 4         | 4         | 1         | 24         |
| Neely         | 1-5          | 1-4         | 0-0        | 3         | 2         | 3         | 3         | 25         |
| Finney        | 3-7          | 1-4         | 3-4        | 6         | 2         | 10        | 3         | 32         |
| Wright        | 0-0          | 0-0         | 0-0        | 0         | 0         | 0         | 0         | 2          |
| Iliadis       | 1-2          | 0-1         | 0-0        | 0         | 1         | 2         | 0         | 4          |
| Cooper        | 0-1          | 0-0         | 0-0        | 2         | 1         | 0         | 0         | 11         |
| De Lancey     | 2-2          | 0-0         | 0-0        | 0         | 0         | 4         | 3         | 13         |
| Bazemore      | 1-3          | 0-1         | 1-2        | 1         | 4         | 3         | 1         | 20         |
| Carter        | 0-6          | 0-2         | 0-0        | 5         | 2         | 0         | 0         | 16         |
| <b>TOTALS</b> | <b>22-58</b> | <b>5-18</b> | <b>6-8</b> | <b>33</b> | <b>23</b> | <b>55</b> | <b>14</b> | <b>200</b> |

**Mississippi State (4-2)**

| Player        | FG           | 3FG         | FT           | RB        | PF        | PT        | A         | Min        |
|---------------|--------------|-------------|--------------|-----------|-----------|-----------|-----------|------------|
| Varnado       | 6-7          | 0-0         | 3-5          | 6         | 2         | 15        | 0         | 19         |
| Johnson       | 2-6          | 2-5         | 0-0          | 3         | 0         | 6         | 3         | 26         |
| Bost          | 8-13         | 6-9         | 3-4          | 4         | 0         | 25        | 4         | 37         |
| Stewart       | 3-10         | 1-7         | 3-3          | 3         | 1         | 10        | 3         | 34         |
| Turner        | 1-2          | 0-1         | 0-0          | 6         | 1         | 2         | 0         | 26         |
| Augustus      | 1-4          | 0-1         | 8-8          | 7         | 3         | 10        | 2         | 24         |
| Osby          | 0-1          | 0-0         | 1-2          | 1         | 2         | 1         | 0         | 14         |
| Benock        | 0-0          | 0-0         | 0-0          | 0         | 0         | 0         | 0         | 10         |
| Lewis         | 0-1          | 0-0         | 0-0          | 0         | 0         | 0         | 0         | 4          |
| Bailey        | 0-1          | 0-0         | 0-1          | 0         | 1         | 0         | 0         | 6          |
| <b>TOTALS</b> | <b>21-45</b> | <b>9-23</b> | <b>18-23</b> | <b>33</b> | <b>10</b> | <b>69</b> | <b>12</b> | <b>200</b> |

Halftime: MSU 36, OD 28. FG%: MSU 46.7%, OD 37.9%. 3FG%: MSU 39.1%, OD 27.8%. FT%: MSU 78.3%, OD 75.0%. Turnovers: MSU 11 (Benock 3), OD 10 (James, Lee, 3). Blocked Shots: MSU 5 (Varnado 5), OD 0. Steals: MSU 3 (Augustus 2), OD 5 (5 players with 1). Officials: Brent Dugas, Brad Batt, Darren George. Attendance: 543.

**GAME 7 — Dec. 5, 2009**

|                   |     |
|-------------------|-----|
| Mississippi State | 105 |
| St. Bonaventure   | 53  |

Humphrey Coliseum • 1 p.m.  
Starkville, MS

STARKVILLE, Miss. — All-SEC senior Jarvis Varnado scored 14 points to become the 31st member of Mississippi State's 1,000-point club en route to a 105-53 victory against St. Bonaventure.

Varnado also claimed eight rebounds, four blocks and three steals. The 52-point win tied the largest margin of victory for a Rick Stansbury-coached team.

The Bonnies entered the game atop the national rankings in field-goal percentage (55.1), but hit just 23-of-69 shots.

Conversely, SBU's opponents were averaging just 57.0 points per game, but State had racked up 56 by halftime and nearly doubled that mark.

Mississippi State also tied the all-time school record of 16 three-pointers made after shooting 16-of-28 from long-range. MSU outrebounded its opponent for the fifth time this season, 44-31.

For the fourth time this season, at least four Bulldog players recorded double-digit scoring, as five State players did Saturday. Ravern Johnson had a season-high 18 points, while Dee Bost totaled 17 to go along with his eight rebounds and seven assists. Kodi Augustus had 17 points and Barry Stewart poured in 13.

**St. Bonaventure (4-3)**

| Player        | FG           | 3FG         | FT         | RB        | PF        | PT        | A        | Min        |
|---------------|--------------|-------------|------------|-----------|-----------|-----------|----------|------------|
| Cook          | 1-4          | 0-0         | 0-1        | 1         | 1         | 2         | 0        | 18         |
| Nicholson     | 2-12         | 0-0         | 0-0        | 5         | 1         | 4         | 0        | 24         |
| Matthews      | 2-7          | 1-3         | 0-0        | 0         | 1         | 5         | 1        | 25         |
| Hall          | 1-3          | 0-0         | 0-0        | 2         | 2         | 2         | 1        | 20         |
| Eleby         | 4-11         | 0-1         | 2-2        | 7         | 2         | 10        | 3        | 26         |
| Adegboye      | 5-12         | 1-3         | 2-2        | 0         | 1         | 13        | 1        | 32         |
| Conger        | 1-5          | 0-1         | 0-0        | 4         | 0         | 2         | 1        | 14         |
| Leonard       | 0-3          | 0-1         | 0-2        | 1         | 0         | 0         | 0        | 4          |
| Davenport     | 3-6          | 0-1         | 0-0        | 0         | 1         | 6         | 0        | 13         |
| Simmons       | 2-4          | 0-1         | 1-2        | 6         | 5         | 5         | 0        | 11         |
| Roseboro      | 2-2          | 0-0         | 0-0        | 2         | 4         | 4         | 0        | 13         |
| <b>TOTALS</b> | <b>23-69</b> | <b>2-11</b> | <b>5-9</b> | <b>31</b> | <b>18</b> | <b>53</b> | <b>7</b> | <b>200</b> |

**Mississippi State (5-2)**

| Player        | FG           | 3FG          | FT           | RB        | PF        | PT         | A         | Min        |
|---------------|--------------|--------------|--------------|-----------|-----------|------------|-----------|------------|
| Augustus      | 4-5          | 3-4          | 6-8          | 5         | 1         | 17         | 1         | 24         |
| Varnado       | 5-7          | 0-0          | 4-5          | 8         | 1         | 14         | 1         | 21         |
| Johnson       | 7-11         | 4-6          | 0-0          | 5         | 0         | 18         | 3         | 24         |
| Bost          | 6-9          | 5-7          | 0-0          | 8         | 4         | 17         | 7         | 24         |
| Stewart       | 6-12         | 1-5          | 0-0          | 4         | 2         | 13         | 7         | 33         |
| Osby          | 2-3          | 0-0          | 1-3          | 5         | 1         | 5          | 0         | 17         |
| Parker        | 0-2          | 0-1          | 0-0          | 0         | 1         | 0          | 0         | 3          |
| Benock        | 3-4          | 3-4          | 0-0          | 0         | 0         | 9          | 5         | 16         |
| Luczak        | 0-0          | 0-0          | 0-0          | 0         | 1         | 0          | 0         | 3          |
| Price         | 0-0          | 0-0          | 0-0          | 2         | 0         | 0          | 0         | 2          |
| Turner        | 2-5          | 0-1          | 1-1          | 0         | 3         | 5          | 1         | 18         |
| Lewis         | 2-4          | 0-0          | 3-4          | 5         | 0         | 7          | 0         | 15         |
| <b>TOTALS</b> | <b>37-62</b> | <b>16-28</b> | <b>15-21</b> | <b>44</b> | <b>14</b> | <b>105</b> | <b>25</b> | <b>200</b> |

Halftime: MSU 56, DBU 22. FG%: MSU 59.7%, SBU 33.3%. 3FG%: MSU 57.1%, SBU 18.2%. FT%: MSU 71.4%, SBU 55.6%. Turnovers: MSU 11 (Osby 3), SBU 12 (Eleby 4). Blocked Shots: MSU 10 (Varnado 4), SBU 4 (Simmons 3). Steals: MSU 7 (Varnado 3), SBU 5 (5 players with 1). Officials: Gary Maxwell, Tracy Woodson, Frank Scagliotta. Attendance: 3,344.

**GAME 8 — DEC. 10, 2009**

Mississippi State 76  
DePaul 45

St. Pete Times, Forum • 5:30 p.m.  
Tampa, FL

TAMPA, Fla. — Mississippi State's second participation in the SEC/Big East Challenge turned out much better as it cruised to a 76-45 victory against DePaul at the St. Pete Times Forum.

MSU also continued its magic in the Forum, the same venue where it captured the 2009 SEC Tournament.

For MSU, Kodi Augustus started things by hitting back-to-back 3-point baskets. Those shots were certainly a tone-setter for the evening. After tying a school-record with 16 3-point baskets against St. Bonaventure, the Bulldogs followed that up with nine of their 12 3s in the first half.

In the first 20 minutes, State also got four trays from Ravern Johnson, as well as single 3-point baskets from Romero Osby and Dee Bost. The Bulldogs did not get their first 2-point basket in the first half until a Romero Osby basket at 1:37.

Johnson paced MSU's offensive attack with 14 points. Also in double figures were Osby with 13, followed by Stewart and Varnado with 12 points and Augustus with 11. Varnado also had a team-high 14 rebounds to become the seventh Bulldog to pull down 800-career boards.

**DePaul (5-3)**

| Player        | FG           | 3FG         | FT          | RB        | PF        | PT        | A        | Min        |
|---------------|--------------|-------------|-------------|-----------|-----------|-----------|----------|------------|
| Hill          | 3-9          | 1-1         | 0-2         | 4         | 4         | 7         | 0        | 29         |
| Stulu         | 1-2          | 1-2         | 0-0         | 4         | 4         | 3         | 0        | 14         |
| Wallace       | 7-16         | 0-0         | 1-5         | 2         | 3         | 15        | 0        | 27         |
| Kelly         | 1-3          | 1-2         | 0-0         | 2         | 2         | 3         | 1        | 24         |
| Walker        | 5-21         | 2-8         | 0-0         | 4         | 1         | 12        | 1        | 36         |
| Bizoukas      | 1-4          | 0-1         | 3-3         | 1         | 2         | 5         | 0        | 23         |
| Stovall       | 0-6          | 0-2         | 0-0         | 1         | 1         | 0         | 3        | 16         |
| Rogers        | 0-0          | 0-0         | 0-0         | 1         | 0         | 0         | 1        | 6          |
| Belcaster     | 0-0          | 0-0         | 0-0         | 0         | 0         | 0         | 0        | 1          |
| Freeland      | 0-0          | 0-0         | 0-0         | 0         | 0         | 0         | 0        | 3          |
| Faber         | 0-1          | 0-0         | 0-0         | 0         | 2         | 0         | 0        | 11         |
| Siggins       | 0-2          | 0-2         | 0-0         | 2         | 0         | 0         | 0        | 10         |
| <b>TOTALS</b> | <b>18-64</b> | <b>5-18</b> | <b>4-10</b> | <b>36</b> | <b>19</b> | <b>45</b> | <b>6</b> | <b>200</b> |

**Mississippi State (6-2)**

| Player        | FG           | 3FG          | FT           | RB        | PF        | PT        | A         | Min        |
|---------------|--------------|--------------|--------------|-----------|-----------|-----------|-----------|------------|
| Augustus      | 3-4          | 2-3          | 3-3          | 3         | 2         | 11        | 0         | 17         |
| Varnado       | 4-5          | 0-0          | 4-6          | 14        | 0         | 12        | 0         | 26         |
| Johnson       | 5-8          | 4-6          | 0-0          | 3         | 2         | 14        | 0         | 22         |
| Bost          | 1-6          | 1-4          | 1-2          | 3         | 2         | 4         | 4         | 30         |
| Stewart       | 3-10         | 2-4          | 4-5          | 3         | 2         | 12        | 2         | 30         |
| Osby          | 4-9          | 1-3          | 4-4          | 7         | 0         | 13        | 1         | 17         |
| Parker        | 0-0          | 0-0          | 0-0          | 1         | 0         | 0         | 0         | 1          |
| Benock        | 2-5          | 2-5          | 0-0          | 2         | 0         | 6         | 1         | 20         |
| Luczak        | 0-0          | 0-0          | 0-0          | 1         | 1         | 0         | 0         | 2          |
| Price         | 1-1          | 0-0          | 0-0          | 0         | 0         | 2         | 0         | 1          |
| Turner        | 1-6          | 0-4          | 0-0          | 5         | 0         | 2         | 5         | 20         |
| Lewis         | 0-1          | 0-0          | 0-2          | 4         | 3         | 0         | 0         | 14         |
| <b>TOTALS</b> | <b>24-55</b> | <b>12-29</b> | <b>16-22</b> | <b>49</b> | <b>12</b> | <b>76</b> | <b>13</b> | <b>200</b> |

Halftime: MSU 35, DU 15. FG%: MSU 43.6%, DU 28.1%. 3FG%: MSU 41.4%, DU 27.8%. FT%: MSU 72.7%, DU 40.0%. Turnovers: MSU 17 (Bost 5), DU 12 (Wallace, Kelly 3). Blocked Shots: MSU 7 (Varnado 3), DU 1 (Hill). Steals: MSU 6 (Turner 2), DU 10 (Wallace 3). Officials: Tony Greene, Mike Kitts, Doug Shows. Attendance: 9,353.

**GAME 9 — DEC. 12, 2009**

Mississippi State 72  
UCLA 54

Honda Center • 3:30 p.m.  
Anaheim, CA

ANAHEIM, Calif. — Mississippi State completed its coast-to-coast road swing with another impressive basketball victory Saturday, a 72-54 romp over UCLA at the 16th annual John R. Wooden Classic played in the Honda Center.

For a second straight game, the Bulldogs started strong and were never tied or behind in the contest. Ravern Johnson scored a 2-point basket and Barry Stewart drilled a 3-point basket, leading to a quick 5-0 lead.

Three-point baskets by Stewart and Ravern Johnson sparked an 8-0 run as MSU sprinted to a 17-7 advantage. The Bulldogs kept up the defensive pressure, forcing a pair of turnovers to again spark a 9-0 run. A putback by Johnson capped that run, giving the Bulldogs a 32-14 advantage with 5:23 left in the opening half.

MSU kept the early offensive momentum it had established and eased into a halftime with a 40-19 advantage.

In the second half, MSU kept the rhythm. Another 3-point basket by Johnson capped a half-opening 5-0 run as the Bulldogs built a 45-19 advantage. The Bulldogs held a 20-plus point lead for the opening 10 minutes of the final half.

**Mississippi State (7-2)**

| Player        | FG           | 3FG         | FT          | RB        | PF       | PT        | A         | Min        |
|---------------|--------------|-------------|-------------|-----------|----------|-----------|-----------|------------|
| Augustus      | 3-5          | 1-2         | 0-1         | 2         | 2        | 7         | 0         | 22         |
| Varnado       | 5-11         | 0-0         | 3-6         | 11        | 2        | 13        | 0         | 34         |
| Johnson       | 12-15        | 5-8         | 0-0         | 7         | 0        | 29        | 0         | 31         |
| Bost          | 0-6          | 0-4         | 2-2         | 6         | 1        | 2         | 7         | 34         |
| Stewart       | 2-11         | 2-7         | 0-0         | 2         | 1        | 6         | 4         | 37         |
| Osby          | 1-1          | 0-0         | 0-0         | 2         | 0        | 2         | 0         | 8          |
| Parker        | 0-0          | 0-0         | 0-1         | 0         | 0        | 0         | 0         | 1          |
| Benock        | 1-2          | 1-1         | 0-0         | 1         | 0        | 3         | 0         | 8          |
| Luczak        | 0-0          | 0-0         | 0-0         | 0         | 0        | 0         | 0         | 1          |
| Price         | 0-0          | 0-0         | 0-0         | 0         | 0        | 0         | 0         | 1          |
| Turner        | 2-6          | 0-2         | 202         | 3         | 1        | 6         | 0         | 17         |
| Lewis         | 2-2          | 0-0         | 0-2         | 1         | 1        | 4         | 0         | 6          |
| <b>TOTALS</b> | <b>28-59</b> | <b>9-24</b> | <b>7-12</b> | <b>39</b> | <b>8</b> | <b>72</b> | <b>11</b> | <b>200</b> |

**UCLA (2-6)**

| Player        | FG           | 3FG         | FT          | RB        | PF        | PT        | A         | Min        |
|---------------|--------------|-------------|-------------|-----------|-----------|-----------|-----------|------------|
| Nelson        | 1-5          | 0-0         | 3-6         | 8         | 0         | 5         | 1         | 25         |
| Dragovic      | 0-9          | 0-5         | 0-0         | 1         | 2         | 0         | 1         | 29         |
| Lee           | 6-13         | 1-4         | 3-6         | 6         | 1         | 16        | 2         | 36         |
| Anderson      | 2-4          | 0-0         | 0-0         | 2         | 3         | 4         | 3         | 25         |
| Roll          | 7-14         | 3-6         | 0-0         | 6         | 2         | 17        | 2         | 32         |
| Moser         | 1-2          | 0-1         | 0-0         | 1         | 2         | 2         | 1         | 4          |
| Trapani       | 0-1          | 0-1         | 0-0         | 0         | 0         | 0         | 0         | 1          |
| Keefe         | 0-0          | 0-0         | 0-0         | 1         | 2         | 0         | 0         | 5          |
| Lane          | 0-0          | 0-0         | 0-0         | 0         | 0         | 0         | 1         | 8          |
| Morgan        | 2-5          | 0-0         | 0-0         | 3         | 0         | 4         | 0         | 14         |
| Honeycutt     | 3-10         | 0-3         | 0-1         | 8         | 1         | 6         | 1         | 21         |
| <b>TOTALS</b> | <b>22-63</b> | <b>4-20</b> | <b>6-13</b> | <b>41</b> | <b>13</b> | <b>54</b> | <b>12</b> | <b>200</b> |

Halftime: MSU 40, UCLA 19. FG%: MSU 47.5%, UCLA 34.9%. 3FG%: MSU 37.5%, UCLA 20.0%. FT%: MSU 58.3%, UCLA 46.2%. Turnovers: MSU 12 (Bost 3), UCLA 10 (Honeycutt 3). Blocked Shots: MSU 8 (Varnado 7), UCLA 1 (Morgan). Steals: MSU 5 (Turner 3), UCLA 7 (Nelson 2). Officials: Mike Stuart, Mike Nance, Doug Simmons. Attendance: 13,043.

**GAME 10 — DEC. 16, 2009**

Mississippi State  
Wright State

Humphrey Coliseum • 1 p.m.  
Starkville, MS

**2009-2010 Mississippi State Basketball**  
**Mississippi State Combined Team Statistics (as of Dec 12, 2009)**  
**All games**

| <b>RECORD:</b> | <b>OVERALL</b> | <b>HOME</b> | <b>AWAY</b> | <b>NEUTRAL</b> |
|----------------|----------------|-------------|-------------|----------------|
| ALL GAMES      | 7-2            | 4-1         | 0-0         | 3-1            |
| CONFERENCE     | 0-0            | 0-0         | 0-0         | 0-0            |
| NON-CONFERENCE | 7-2            | 4-1         | 0-0         | 3-1            |

| #              | Player         | gp-gs | min  | avg     | Total  |       | 3-Point |       | F-Throw |       | Rebounds |     |     |      |     |    |     |     | a  | to | blk | stl  | pts | avg |  |  |  |  |  |
|----------------|----------------|-------|------|---------|--------|-------|---------|-------|---------|-------|----------|-----|-----|------|-----|----|-----|-----|----|----|-----|------|-----|-----|--|--|--|--|--|
|                |                |       |      |         | fg-fga | fg%   | 3fg-fga | 3fg%  | ft-fa   | ft%   | off      | def | tot | avg  | pf  | dq |     |     |    |    |     |      |     |     |  |  |  |  |  |
| 02             | Ravern Johnson | 9-9   | 245  | 27.2    | 51-93  | .548  | 27-56   | .482  | 1-1     | 1.000 | 6        | 27  | 33  | 3.7  | 10  | 0  | 8   | 12  | 4  | 4  | 130 | 14.4 |     |     |  |  |  |  |  |
| 32             | Jarvis Varnado | 9-9   | 247  | 27.4    | 46-71  | .648  | 0-0     | .000  | 34-51   | .667  | 28       | 65  | 93  | 10.3 | 15  | 0  | 8   | 14  | 47 | 8  | 126 | 14.0 |     |     |  |  |  |  |  |
| 03             | Dee Bost       | 9-9   | 292  | 32.4    | 28-74  | .378  | 22-48   | .458  | 22-30   | .733  | 4        | 37  | 41  | 4.6  | 17  | 1  | 43  | 26  | 1  | 10 | 100 | 11.1 |     |     |  |  |  |  |  |
| 24             | Kodi Augustus  | 7-6   | 148  | 21.1    | 21-41  | .512  | 9-14    | .643  | 25-29   | .862  | 13       | 23  | 36  | 5.1  | 15  | 0  | 3   | 14  | 5  | 2  | 76  | 10.9 |     |     |  |  |  |  |  |
| 22             | Barry Stewart  | 9-9   | 300  | 33.3    | 32-90  | .356  | 17-50   | .340  | 15-20   | .750  | 5        | 19  | 24  | 2.7  | 13  | 0  | 27  | 8   | 2  | 2  | 96  | 10.7 |     |     |  |  |  |  |  |
| 25             | Phil Turner    | 9-3   | 207  | 23.0    | 20-57  | .351  | 6-24    | .250  | 5-5     | 1.000 | 13       | 37  | 50  | 5.6  | 13  | 0  | 16  | 10  | 5  | 13 | 51  | 5.7  |     |     |  |  |  |  |  |
| 05             | Romero Osby    | 9-0   | 127  | 14.1    | 17-35  | .486  | 3-9     | .333  | 12-18   | .667  | 9        | 22  | 31  | 3.4  | 8   | 0  | 7   | 12  | 4  | 2  | 49  | 5.4  |     |     |  |  |  |  |  |
| 15             | Riley Benock   | 9-0   | 114  | 12.7    | 9-23   | .391  | 7-20    | .350  | 0-1     | .000  | 0        | 9   | 9   | 1.0  | 1   | 0  | 8   | 8   | 1  | 6  | 25  | 2.8  |     |     |  |  |  |  |  |
| 30             | Wendell Lewis  | 9-0   | 78   | 8.7     | 9-18   | .500  | 0-0     | .000  | 3-6     | .500  | 7        | 14  | 21  | 2.3  | 9   | 0  | 0   | 6   | 3  | 0  | 21  | 2.3  |     |     |  |  |  |  |  |
| 20             | Taylor Luczak  | 6-0   | 10   | 1.7     | 1-1    | 1.000 | 1-1     | 1.000 | 0-0     | .000  | 0        | 2   | 2   | 0.3  | 3   | 0  | 0   | 2   | 0  | 0  | 3   | 0.5  |     |     |  |  |  |  |  |
| 12             | Charles Parker | 6-0   | 8    | 1.3     | 1-4    | .250  | 0-1     | .000  | 0-1     | .000  | 0        | 1   | 1   | 0.2  | 2   | 0  | 0   | 2   | 0  | 0  | 2   | 0.3  |     |     |  |  |  |  |  |
| 21             | Baxter Price   | 6-0   | 7    | 1.2     | 1-1    | 1.000 | 0-0     | .000  | 0-0     | .000  | 1        | 1   | 2   | 0.3  | 0   | 0  | 0   | 0   | 0  | 1  | 2   | 0.3  |     |     |  |  |  |  |  |
| 45             | Elgin Bailey   | 4-0   | 17   | 4.3     | 0-4    | .000  | 0-0     | .000  | 1-5     | .200  | 0        | 0   | 0   | 0.0  | 2   | 0  | 0   | 1   | 1  | 0  | 1   | 0.3  |     |     |  |  |  |  |  |
| 33             | Brandon Bolen  | 1-0   | 0    | 0.0     | 0-0    | .000  | 0-0     | .000  | 0-0     | .000  | 1        | 0   | 1   | 1.0  | 0   | 0  | 0   | 0   | 0  | 0  | 0   | 0.0  |     |     |  |  |  |  |  |
| Team           |                |       |      |         |        |       |         |       |         |       | 12       | 16  | 28  |      |     |    |     |     |    |    |     |      |     | 3   |  |  |  |  |  |
| Total.....     |                | 9     | 1800 | 236-512 |        | .461  | 92-223  | .413  | 118-167 | .707  | 99       | 273 | 372 | 41.3 | 108 | 1  | 120 | 118 | 73 | 48 | 682 | 75.8 |     |     |  |  |  |  |  |
| Opponents..... |                | 9     | 1800 | 200-540 |        | .370  | 53-155  | .342  | 73-112  | .652  | 93       | 205 | 298 | 33.1 | 163 | -  | 97  | 100 | 22 | 57 | 526 | 58.4 |     |     |  |  |  |  |  |

| <b>TEAM STATISTICS</b> | <b>MS</b> | <b>OPP</b> | <b>Date</b>         | <b>Opponent</b>    | <b>Score</b> | <b>Att.</b> |
|------------------------|-----------|------------|---------------------|--------------------|--------------|-------------|
| SCORING                | 682       | 526        | 11-13-09            | RIDER              | L 74-88      | 7241        |
| Points per game        | 75.8      | 58.4       | 11-19-09            | SE LOUISIANA       | w 82-67      | 4544        |
| Scoring margin         | +17.3     | -          | 11-21-09            | BETHUNE-COOKMAN    | w 67-51      | 3721        |
| FIELD GOALS-ATT        | 236-512   | 200-540    | 11-24-09            | TEXAS-PAN AMERICAN | w 75-50      | 3214        |
| Field goal pct         | .461      | .370       | 11-27-09            | vs Richmond        | L 62-63      | 585         |
| 3 POINT FG-ATT         | 92-223    | 53-155     | 11-28-09            | vs Old Dominion    | w 69-55      | 543         |
| 3-point FG pct         | .413      | .342       | 12-05-09            | ST. BONAVENTURE    | w 105-53     | 3344        |
| 3-pt FG made per game  | 10.2      | 5.9        | 12/10/09            | vs DePaul          | w 76-45      | 9353        |
| FREE THROWS-ATT        | 118-167   | 73-112     | 12/12/09            | vs UCLA            | w 72-54      | 13043       |
| Free throw pct         | .707      | .652       | * - Conference game |                    |              |             |
| F-Throws made per game | 13.1      | 8.1        |                     |                    |              |             |
| REBOUNDS               | 372       | 298        |                     |                    |              |             |
| Rebounds per game      | 41.3      | 33.1       |                     |                    |              |             |
| Rebounding margin      | +8.2      | -          |                     |                    |              |             |
| ASSISTS                | 120       | 97         |                     |                    |              |             |
| Assists per game       | 13.3      | 10.8       |                     |                    |              |             |
| TURNOVERS              | 118       | 100        |                     |                    |              |             |
| Turnovers per game     | 13.1      | 11.1       |                     |                    |              |             |
| Turnover margin        | -2.0      | -          |                     |                    |              |             |
| Assist/turnover ratio  | 1.0       | 1.0        |                     |                    |              |             |
| STEALS                 | 48        | 57         |                     |                    |              |             |
| Steals per game        | 5.3       | 6.3        |                     |                    |              |             |
| BLOCKS                 | 73        | 22         |                     |                    |              |             |
| Blocks per game        | 8.1       | 2.4        |                     |                    |              |             |
| ATTENDANCE             | 22064     | 23524      |                     |                    |              |             |
| Home games-Avg/Game    | 5-4413    | 0-0        |                     |                    |              |             |
| Neutral site-Avg/Game  | -         | 4-5881     |                     |                    |              |             |

| <b>Score by Periods</b> | <b>1st</b> | <b>2nd</b> | <b>Totals</b> |
|-------------------------|------------|------------|---------------|
| Mississippi State       | 355        | 327        | 682           |
| Opponents               | 249        | 277        | 526           |



**2009-2010 Mississippi State Basketball**  
**Mississippi State Category Leaders (as of Dec 12, 2009)**  
**All games**

| <b>Points</b>  | <b>G</b> | <b>Pts</b> | <b>Pts/G</b> |
|----------------|----------|------------|--------------|
| Ravern Johnson | 9        | 130        | 14.4         |
| Jarvis Varnado | 9        | 126        | 14.0         |
| Dee Bost       | 9        | 100        | 11.1         |
| Barry Stewart  | 9        | 96         | 10.7         |
| Kodi Augustus  | 7        | 76         | 10.9         |
| Phil Turner    | 9        | 51         | 5.7          |
| Romero Osby    | 9        | 49         | 5.4          |
| Riley Benock   | 9        | 25         | 2.8          |
| Wendell Lewis  | 9        | 21         | 2.3          |
| Taylor Luczak  | 6        | 3          | 0.5          |
| Charles Parker | 6        | 2          | 0.3          |
| Baxter Price   | 6        | 2          | 0.3          |

| <b>FG Percentage</b> | <b>FG</b> | <b>Att</b> | <b>Pct</b> |
|----------------------|-----------|------------|------------|
| Taylor Luczak        | 1         | 1          | 1.000      |
| Baxter Price         | 1         | 1          | 1.000      |
| Jarvis Varnado       | 46        | 71         | .648       |
| Ravern Johnson       | 51        | 93         | .548       |
| Kodi Augustus        | 21        | 41         | .512       |
| Wendell Lewis        | 9         | 18         | .500       |
| Romero Osby          | 17        | 35         | .486       |
| Riley Benock         | 9         | 23         | .391       |
| Dee Bost             | 28        | 74         | .378       |
| Barry Stewart        | 32        | 90         | .356       |
| Phil Turner          | 20        | 57         | .351       |
| Charles Parker       | 1         | 4          | .250       |

| <b>3-Point Percentage</b> | <b>3FG</b> | <b>Att</b> | <b>Pct</b> |
|---------------------------|------------|------------|------------|
| Taylor Luczak             | 1          | 1          | 1.000      |
| Kodi Augustus             | 9          | 14         | .643       |
| Ravern Johnson            | 27         | 56         | .482       |
| Dee Bost                  | 22         | 48         | .458       |
| Riley Benock              | 7          | 20         | .350       |
| Barry Stewart             | 17         | 50         | .340       |
| Romero Osby               | 3          | 9          | .333       |
| Phil Turner               | 6          | 24         | .250       |
| Charles Parker            | 0          | 1          | .000       |

| <b>Free Throw Percent</b> | <b>FG</b> | <b>Att</b> | <b>Pct</b> |
|---------------------------|-----------|------------|------------|
| Ravern Johnson            | 1         | 1          | 1.000      |
| Phil Turner               | 5         | 5          | 1.000      |
| Kodi Augustus             | 25        | 29         | .862       |
| Barry Stewart             | 15        | 20         | .750       |
| Dee Bost                  | 22        | 30         | .733       |
| Romero Osby               | 12        | 18         | .667       |
| Jarvis Varnado            | 34        | 51         | .667       |
| Wendell Lewis             | 3         | 6          | .500       |
| Elgin Bailey              | 1         | 5          | .200       |
| Riley Benock              | 0         | 1          | .000       |
| Charles Parker            | 0         | 1          | .000       |

| <b>Scoring Average</b> | <b>G</b> | <b>Pts</b> | <b>Avg/G</b> |
|------------------------|----------|------------|--------------|
| Ravern Johnson         | 9        | 130        | 14.4         |
| Jarvis Varnado         | 9        | 126        | 14.0         |
| Dee Bost               | 9        | 100        | 11.1         |
| Kodi Augustus          | 7        | 76         | 10.9         |
| Barry Stewart          | 9        | 96         | 10.7         |
| Phil Turner            | 9        | 51         | 5.7          |
| Romero Osby            | 9        | 49         | 5.4          |
| Riley Benock           | 9        | 25         | 2.8          |
| Wendell Lewis          | 9        | 21         | 2.3          |
| Taylor Luczak          | 6        | 3          | 0.5          |
| Charles Parker         | 6        | 2          | 0.3          |
| Baxter Price           | 6        | 2          | 0.3          |

| <b>Field Goal Attempts</b> | <b>G</b> | <b>Att</b> | <b>Att/G</b> |
|----------------------------|----------|------------|--------------|
| Ravern Johnson             | 9        | 93         | 10.3         |
| Barry Stewart              | 9        | 90         | 10.0         |
| Dee Bost                   | 9        | 74         | 8.2          |
| Jarvis Varnado             | 9        | 71         | 7.9          |
| Phil Turner                | 9        | 57         | 6.3          |

| <b>Field Goals Made</b> | <b>G</b> | <b>Made</b> | <b>Made/G</b> |
|-------------------------|----------|-------------|---------------|
| Ravern Johnson          | 9        | 51          | 5.7           |
| Jarvis Varnado          | 9        | 46          | 5.1           |
| Barry Stewart           | 9        | 32          | 3.6           |
| Dee Bost                | 9        | 28          | 3.1           |
| Kodi Augustus           | 7        | 21          | 3.0           |

| <b>3-Point FG Attempts</b> | <b>G</b> | <b>Att</b> | <b>Att/G</b> |
|----------------------------|----------|------------|--------------|
| Ravern Johnson             | 9        | 56         | 6.2          |
| Barry Stewart              | 9        | 50         | 5.6          |
| Dee Bost                   | 9        | 48         | 5.3          |
| Phil Turner                | 9        | 24         | 2.7          |
| Riley Benock               | 9        | 20         | 2.2          |

| <b>3-Point FG Made</b> | <b>G</b> | <b>Made</b> | <b>Made/G</b> |
|------------------------|----------|-------------|---------------|
| Ravern Johnson         | 9        | 27          | 3.0           |
| Dee Bost               | 9        | 22          | 2.4           |
| Barry Stewart          | 9        | 17          | 1.9           |
| Kodi Augustus          | 7        | 9           | 1.3           |
| Riley Benock           | 9        | 7           | 0.8           |

| <b>Free Throw Attempts</b> | <b>G</b> | <b>Att</b> | <b>Att/G</b> |
|----------------------------|----------|------------|--------------|
| Jarvis Varnado             | 9        | 51         | 5.7          |
| Dee Bost                   | 9        | 30         | 3.3          |
| Kodi Augustus              | 7        | 29         | 4.1          |
| Barry Stewart              | 9        | 20         | 2.2          |
| Romero Osby                | 9        | 18         | 2.0          |

| <b>Free Throws Made</b> | <b>G</b> | <b>Made</b> | <b>Made/G</b> |
|-------------------------|----------|-------------|---------------|
| Jarvis Varnado          | 9        | 34          | 3.8           |
| Kodi Augustus           | 7        | 25          | 3.6           |
| Dee Bost                | 9        | 22          | 2.4           |
| Barry Stewart           | 9        | 15          | 1.7           |
| Romero Osby             | 9        | 12          | 1.3           |

**2009-2010 Mississippi State Basketball**  
**Mississippi State Category Leaders (as of Dec 12, 2009)**  
**All games**

| <b>Rebounds</b> | <b>G</b> | <b>Reb</b> | <b>Reb/G</b> |
|-----------------|----------|------------|--------------|
| Jarvis Varnado  | 9        | 93         | 10.3         |
| Phil Turner     | 9        | 50         | 5.6          |
| Dee Bost        | 9        | 41         | 4.6          |
| Kodi Augustus   | 7        | 36         | 5.1          |
| Ravern Johnson  | 9        | 33         | 3.7          |

| <b>Rebound Average</b> | <b>G</b> | <b>Reb</b> | <b>Avg/G</b> |
|------------------------|----------|------------|--------------|
| Jarvis Varnado         | 9        | 93         | 10.3         |
| Phil Turner            | 9        | 50         | 5.6          |
| Kodi Augustus          | 7        | 36         | 5.1          |
| Dee Bost               | 9        | 41         | 4.6          |
| Ravern Johnson         | 9        | 33         | 3.7          |

| <b>Offensive Rebounds</b> | <b>G</b> | <b>No.</b> | <b>Avg/G</b> |
|---------------------------|----------|------------|--------------|
| Jarvis Varnado            | 9        | 28         | 3.1          |
| Kodi Augustus             | 7        | 13         | 1.9          |
| Phil Turner               | 9        | 13         | 1.4          |
| Romero Osby               | 9        | 9          | 1.0          |
| Wendell Lewis             | 9        | 7          | 0.8          |

| <b>Defensive Rebounds</b> | <b>G</b> | <b>No.</b> | <b>Avg/G</b> |
|---------------------------|----------|------------|--------------|
| Jarvis Varnado            | 9        | 65         | 7.2          |
| Phil Turner               | 9        | 37         | 4.1          |
| Dee Bost                  | 9        | 37         | 4.1          |
| Ravern Johnson            | 9        | 27         | 3.0          |
| Kodi Augustus             | 7        | 23         | 3.3          |

| <b>Fouls</b>   | <b>G</b> | <b>No.</b> | <b>Per/G</b> |
|----------------|----------|------------|--------------|
| Dee Bost       | 9        | 17         | 1.9          |
| Jarvis Varnado | 9        | 15         | 1.7          |
| Kodi Augustus  | 7        | 15         | 2.1          |
| Phil Turner    | 9        | 13         | 1.4          |
| Barry Stewart  | 9        | 13         | 1.4          |

| <b>Foulsouts</b> | <b>G</b> | <b>No.</b> |
|------------------|----------|------------|
| Dee Bost         | 9        | 1          |

| <b>Assists</b> | <b>G</b> | <b>No.</b> | <b>Ast/G</b> |
|----------------|----------|------------|--------------|
| Dee Bost       | 9        | 43         | 4.8          |
| Barry Stewart  | 9        | 27         | 3.0          |
| Phil Turner    | 9        | 16         | 1.8          |
| Riley Benock   | 9        | 8          | 0.9          |
| Ravern Johnson | 9        | 8          | 0.9          |
| Jarvis Varnado | 9        | 8          | 0.9          |

| <b>Steals</b>  | <b>G</b> | <b>No.</b> | <b>Stl/G</b> |
|----------------|----------|------------|--------------|
| Phil Turner    | 9        | 13         | 1.4          |
| Dee Bost       | 9        | 10         | 1.1          |
| Jarvis Varnado | 9        | 8          | 0.9          |
| Riley Benock   | 9        | 6          | 0.7          |
| Ravern Johnson | 9        | 4          | 0.4          |

| <b>Blocked Shots</b> | <b>G</b> | <b>No.</b> | <b>Blk/G</b> |
|----------------------|----------|------------|--------------|
| Jarvis Varnado       | 9        | 47         | 5.2          |
| Phil Turner          | 9        | 5          | 0.6          |
| Kodi Augustus        | 7        | 5          | 0.7          |
| Ravern Johnson       | 9        | 4          | 0.4          |
| Romero Osby          | 9        | 4          | 0.4          |

| <b>Minutes</b> | <b>G</b> | <b>No.</b> | <b>Min/G</b> |
|----------------|----------|------------|--------------|
| Barry Stewart  | 9        | 300        | 33.3         |
| Dee Bost       | 9        | 292        | 32.4         |
| Jarvis Varnado | 9        | 247        | 27.4         |
| Ravern Johnson | 9        | 245        | 27.2         |
| Phil Turner    | 9        | 207        | 23.0         |

| <b>Turnovers</b> | <b>G</b> | <b>No.</b> | <b>TO/G</b> |
|------------------|----------|------------|-------------|
| Dee Bost         | 9        | 26         | 2.9         |
| Jarvis Varnado   | 9        | 14         | 1.6         |
| Kodi Augustus    | 7        | 14         | 2.0         |
| Ravern Johnson   | 9        | 12         | 1.3         |
| Romero Osby      | 9        | 12         | 1.3         |

**2009-2010 Mississippi State Basketball**  
**Mississippi State Team Game-by-Game Comparison (as of Dec 12, 2009)**  
**All games**

| Opponent           | 1st   | 2nd   | Score  | Mar  | Total FG    | FG Pct    | 3-Pointers  | 3FG Pct   | Free Throws | FT Pct    | Rebounds  | Assist | T/Over | Block | Steal | Fouls |
|--------------------|-------|-------|--------|------|-------------|-----------|-------------|-----------|-------------|-----------|-----------|--------|--------|-------|-------|-------|
| RIDER              | 42/44 | 32/44 | 74-88  | (14) | 26-62/30-59 | .419/.508 | 10-27/10-16 | .370/.625 | 12-19/18-28 | .632/.643 | 37/38 (1) | 15/14  | 12/6   | 9/2   | 2/5   | 20/19 |
| SE LOUISIANA       | 41/29 | 41/38 | 82-67  | +15  | 28-62/26-66 | .452/.394 | 10-25/8-20  | .400/.400 | 16-21/7-9   | .762/.778 | 47/30 +17 | 12/12  | 13/11  | 10/7  | 9/5   | 9/19  |
| BETHUNE-COOKMAN    | 31/24 | 36/27 | 67-51  | +16  | 24-56/18-52 | .429/.346 | 8-20/4-12   | .400/.333 | 11-15/11-13 | .733/.846 | 37/32 +5  | 13/9   | 13/15  | 9/4   | 8/9   | 8/15  |
| TEXAS-PAN AMERICAN | 42/33 | 33/17 | 75-50  | +25  | 30-57/19-65 | .526/.292 | 9-22/7-21   | .409/.333 | 6-11/5-8    | .545/.625 | 45/33 +12 | 9/7    | 16/11  | 14/2  | 8/6   | 12/15 |
| Richmond           | 32/35 | 30/28 | 62-63  | (1)  | 18-54/22-44 | .333/.500 | 9-25/8-19   | .360/.421 | 17-23/11-14 | .739/.786 | 41/24 +17 | 10/16  | 13/13  | 1/1   | 0/5   | 15/22 |
| Old Dominion       | 36/28 | 33/27 | 69-55  | +14  | 21-45/22-58 | .467/.379 | 9-23/5-18   | .391/.278 | 18-23/6-8   | .783/.750 | 33/33 -   | 12/14  | 11/10  | 5/0   | 3/5   | 10/23 |
| ST. BONAVENTURE    | 56/22 | 49/31 | 105-53 | +52  | 37-62/23-69 | .597/.333 | 16-28/2-11  | .571/.182 | 15-21/5-9   | .714/.556 | 44/31 +13 | 25/7   | 11/12  | 10/4  | 7/5   | 14/18 |
| DePaul             | 35/15 | 41/30 | 76-45  | +31  | 24-55/18-64 | .436/.281 | 12-29/5-18  | .414/.278 | 16-22/4-10  | .727/.400 | 49/36 +13 | 13/6   | 17/12  | 7/1   | 6/10  | 12/19 |
| UCLA               | 40/19 | 32/35 | 72-54  | +18  | 28-59/22-63 | .475/.349 | 9-24/4-20   | .375/.200 | 7-12/6-13   | .583/.462 | 39/41 (2) | 11/12  | 12/10  | 8/1   | 5/7   | 8/13  |

Note: Game totals are displayed in the format TEAM/OPPONENT for each category



**2009-2010 Mississippi State Basketball**  
**Mississippi State Game-by-Game Highs (as of Dec 12, 2009)**  
**All games**

| Opponent           | Date     | Score  | Points   | Rebounds                     | Assists                     | Steals  | Blocked shots    |
|--------------------|----------|--------|--|------------------------------|-----------------------------|---|------------------|
| RIDER              | 11-13-09 | 74-88  | 22-Jarvis Varnado  | 14-Jarvis Varnado            | 7-Dee Bost                  | 1-Phil Turner<br>Dee Bost                                   | 7-Jarvis Varnado |
| SE LOUISIANA       | 11-19-09 | 82-67  | 20-Jarvis Varnado  | 14-Phil Turner               | 4-Dee Bost                  | 3-Jarvis Varnado  | 8-Jarvis Varnado |
| BETHUNE-COOKMAN    | 11-21-09 | 67-51  | 10-Dee Bost<br>Barry Stewart<br>Ravern Johnson<br>Jarvis Varnado | 10-Jarvis Varnado            | 4-Barry Stewart             | 2-Riley Benock<br>Ravern Johnson<br>Phil Turner<br>Dee Bost | 4-Jarvis Varnado |
| TEXAS-PAN AMERICAN | 11-24-09 | 75-50  | 13-Dee Bost  | 15-Jarvis Varnado            | 4-Dee Bost                  | 3-Phil Turner   | 8-Jarvis Varnado |
| vs Richmond        | 11-27-09 | 62-63  | 15-Ravern Johnson  | 9-Phil Turner                | 4-Dee Bost                  | None  | 1-Jarvis Varnado |
| vs Old Dominion    | 11-28-09 | 69-55  | 25-Dee Bost  | 7-Kodi Augustus              | 4-Dee Bost                  | 2-Kodi Augustus   | 5-Jarvis Varnado |
| ST. BONAVENTURE    | 12-05-09 | 105-53 | 18-Ravern Johnson  | 8-Dee Bost<br>Jarvis Varnado | 7-Dee Bost<br>Barry Stewart | 3-Jarvis Varnado  | 4-Jarvis Varnado |
| vs DePaul          | 12/10/09 | 76-45  | 14-Ravern Johnson  | 14-Jarvis Varnado            | 5-Phil Turner               | 2-Phil Turner   | 3-Jarvis Varnado |
| vs UCLA            | 12/12/09 | 72-54  | 29-Ravern Johnson  | 11-Jarvis Varnado            | 7-Dee Bost                  | 3-Phil Turner   | 7-Jarvis Varnado |

**2009-2010 Mississippi State Basketball**  
**Mississippi State Points-Rebounds-Assists (as of Dec 12, 2009)**  
**All games**

| Opponent | Date     | Score  |   | 02<br>JOHNSON,R | 03<br>BOST,DEE | 05<br>OSBY,ROME | 12<br>PARKER,CH | 15<br>BENOCK,RIL | 20<br>LUCZAK,TAY | 21<br>PRICE,BAXT | 22<br>STEWART,B | 24<br>AUGUSTUS, | 25<br>TURNER,PHI | 30<br>LEWIS,WEND | 32<br>VARNADO,J |
|----------|----------|--------|---|-----------------|----------------|-----------------|-----------------|------------------|------------------|------------------|-----------------|-----------------|------------------|------------------|-----------------|
| RIDER    | 11-13-09 | 74-88  | L | 10-1-1          | 14-2-7         | 4-3-0           | DNP             | 0-0-1            | DNP              | DNP              | 7-3-3           | 9-5-0           | 8-5-1            | 0-1-0            | 22-14-2         |
| SLU      | 11-19-09 | 82-67  | w | 17-3-0          | 10-5-4         | 5-4-1           | 0-0-0           | 2-2-1            | 3-0-0            | 0-0-0            | 13-3-1          | DNP             | 10-14-3          | 2-2-0            | 20-9-2          |
| BCU      | 11-21-09 | 67-51  | w | 10-2-0          | 10-4-2         | 7-6-3           | 0-0-0           | 5-2-0            | 0-0-0            | 0-0-0            | 10-1-4          | DNP             | 9-5-2            | 6-5-0            | 10-10-2         |
| TPA      | 11-24-09 | 75-50  | w | 11-3-0          | 13-6-4         | 8-2-2           | 2-0-0           | 0-1-0            | 0-1-0            | 0-0-0            | 12-2-0          | 9-8-0           | 5-3-2            | 2-1-0            | 12-15-1         |
| vs UR    | 11-27-09 | 62-63  | L | 15-6-1          | 5-3-4          | 4-1-0           | DNP             | 0-1-0            | DNP              | DNP              | 13-3-3          | 13-6-0          | 4-9-2            | 0-2-0            | 8-6-0           |
| vs ODU   | 11-28-09 | 69-55  | w | 6-3-3           | 25-4-4         | 1-1-0           | DNP             | 0-0-0            | DNP              | DNP              | 10-3-3          | 10-7-2          | 2-6-0            | 0-0-0            | 15-6-0          |
| SBU      | 12-05-09 | 105-53 | w | 18-5-3          | 17-8-7         | 5-5-0           | 0-0-0           | 9-0-5            | 0-0-0            | 0-2-0            | 13-4-7          | 17-5-1          | 5-0-1            | 7-5-0            | 14-8-1          |
| vs DPU   | 12/10/09 | 76-45  | w | 14-3-0          | 4-3-4          | 13-7-1          | 0-1-0           | 6-2-1            | 0-1-0            | 2-0-0            | 12-3-2          | 11-3-0          | 2-5-5            | 0-4-0            | 12-14-0         |
| vs UCLA  | 12/12/09 | 72-54  | w | 29-7-0          | 2-6-7          | 2-2-0           | 0-0-0           | 3-1-0            | 0-0-0            | 0-0-0            | 6-2-4           | 7-2-0           | 6-3-0            | 4-1-0            | 13-11-0         |

| Opponent | Date     | Score  |   | 33<br>BOLEN,BRA | 45<br>BAILEY,ELG |
|----------|----------|--------|---|-----------------|------------------|
| RIDER    | 11-13-09 | 74-88  | L | DNP             | DNP              |
| SLU      | 11-19-09 | 82-67  | w | DNP             | 0-0-0            |
| BCU      | 11-21-09 | 67-51  | w | DNP             | DNP              |
| TPA      | 11-24-09 | 75-50  | w | DNP             | 1-0-0            |
| vs UR    | 11-27-09 | 62-63  | L | 0-1-0           | 0-0-0            |
| vs ODU   | 11-28-09 | 69-55  | w | DNP             | 0-0-0            |
| SBU      | 12-05-09 | 105-53 | w | DNP             | DNP              |
| vs DPU   | 12/10/09 | 76-45  | w | DNP             | DNP              |
| vs UCLA  | 12/12/09 | 72-54  | w | DNP             | DNP              |

**2009-2010 Mississippi State Basketball**  
**Mississippi State Team High/Low Analysis (as of Dec 12, 2009)**  
**All games**

**Mississippi State - TEAM GAME HIGHS**

|                       |              |                               |
|-----------------------|--------------|-------------------------------|
| POINTS                | 105          | ST. BONAVENTURE (12-05-09)    |
|                       | 82           | SE LOUISIANA (11-19-09)       |
|                       | 76           | vs DePaul (12/10/09)          |
|                       | 75           | TEXAS-PAN AMERICAN (11-24-09) |
|                       | 74           | RIDER (11-13-09)              |
| FIELD GOALS MADE      | 37           | ST. BONAVENTURE (12-05-09)    |
|                       | 30           | TEXAS-PAN AMERICAN (11-24-09) |
| FIELD GOAL ATTEMPTS   | 62           | ST. BONAVENTURE (12-05-09)    |
|                       | 62           | SE LOUISIANA (11-19-09)       |
|                       | 62           | RIDER (11-13-09)              |
| FIELD GOAL PERCENTAGE | .597 (37-62) | ST. BONAVENTURE (12-05-09)    |
|                       | .526 (30-57) | TEXAS-PAN AMERICAN (11-24-09) |
| 3 PT FIELD GOALS MADE | 16           | ST. BONAVENTURE (12-05-09)    |
|                       | 12           | vs DePaul (12/10/09)          |
| 3 PT FG ATTEMPTS      | 29           | vs DePaul (12/10/09)          |
|                       | 28           | ST. BONAVENTURE (12-05-09)    |
| 3 PT FG PERCENTAGE    | .571 (16-28) | ST. BONAVENTURE (12-05-09)    |
|                       | .414 (12-29) | vs DePaul (12/10/09)          |
| FREE THROWS MADE      | 18           | vs Old Dominion (11-28-09)    |
|                       | 17           | vs Richmond (11-27-09)        |
| FREE THROW ATTEMPTS   | 23           | vs Old Dominion (11-28-09)    |
|                       | 23           | vs Richmond (11-27-09)        |
| FREE THROW PERCENTAGE | .783 (18-23) | vs Old Dominion (11-28-09)    |
|                       | .762 (16-21) | SE LOUISIANA (11-19-09)       |
| REBOUNDS              | 49           | vs DePaul (12/10/09)          |
|                       | 47           | SE LOUISIANA (11-19-09)       |
| ASSISTS               | 25           | ST. BONAVENTURE (12-05-09)    |
|                       | 15           | RIDER (11-13-09)              |
| STEALS                | 9            | SE LOUISIANA (11-19-09)       |
|                       | 8            | TEXAS-PAN AMERICAN (11-24-09) |
|                       | 8            | BETHUNE-COOKMAN (11-21-09)    |
| BLOCKED SHOTS         | 14           | TEXAS-PAN AMERICAN (11-24-09) |
|                       | 10           | ST. BONAVENTURE (12-05-09)    |
|                       | 10           | SE LOUISIANA (11-19-09)       |
| TURNOVERS             | 17           | vs DePaul (12/10/09)          |
|                       | 16           | TEXAS-PAN AMERICAN (11-24-09) |
| FOULS                 | 20           | RIDER (11-13-09)              |
|                       | 15           | vs Richmond (11-27-09)        |

**2009-2010 Mississippi State Basketball**  
**Mississippi State High/Low Analysis (as of Dec 12, 2009)**  
**All games**

**Opponent - GAME HIGHS**

|                       |              |                               |
|-----------------------|--------------|-------------------------------|
| POINTS                | 88           | RIDER (11-13-09)              |
|                       | 67           | SE LOUISIANA (11-19-09)       |
|                       | 63           | vs Richmond (11-27-09)        |
|                       | 55           | vs Old Dominion (11-28-09)    |
|                       | 54           | vs UCLA (12/12/09)            |
| FIELD GOALS MADE      | 30           | RIDER (11-13-09)              |
|                       | 26           | SE LOUISIANA (11-19-09)       |
| FIELD GOAL ATTEMPTS   | 69           | ST. BONAVENTURE (12-05-09)    |
|                       | 66           | SE LOUISIANA (11-19-09)       |
| FIELD GOAL PERCENTAGE | .508 (30-59) | RIDER (11-13-09)              |
|                       | .500 (22-44) | vs Richmond (11-27-09)        |
| 3 PT FIELD GOALS MADE | 10           | RIDER (11-13-09)              |
|                       | 8            | vs Richmond (11-27-09)        |
|                       | 8            | SE LOUISIANA (11-19-09)       |
| 3 PT FG ATTEMPTS      | 21           | TEXAS-PAN AMERICAN (11-24-09) |
|                       | 20           | vs UCLA (12/12/09)            |
|                       | 20           | SE LOUISIANA (11-19-09)       |
| 3 PT FG PERCENTAGE    | .625 (10-16) | RIDER (11-13-09)              |
|                       | .421 (8-19)  | vs Richmond (11-27-09)        |
| FREE THROWS MADE      | 18           | RIDER (11-13-09)              |
|                       | 11           | vs Richmond (11-27-09)        |
|                       | 11           | BETHUNE-COOKMAN (11-21-09)    |
| FREE THROW ATTEMPTS   | 28           | RIDER (11-13-09)              |
|                       | 14           | vs Richmond (11-27-09)        |
| FREE THROW PERCENTAGE | .846 (11-13) | BETHUNE-COOKMAN (11-21-09)    |
|                       | .786 (11-14) | vs Richmond (11-27-09)        |
| REBOUNDS              | 41           | vs UCLA (12/12/09)            |
|                       | 38           | RIDER (11-13-09)              |
| ASSISTS               | 16           | vs Richmond (11-27-09)        |
|                       | 14           | vs Old Dominion (11-28-09)    |
|                       | 14           | RIDER (11-13-09)              |
| STEALS                | 10           | vs DePaul (12/10/09)          |
|                       | 9            | BETHUNE-COOKMAN (11-21-09)    |
| BLOCKED SHOTS         | 7            | SE LOUISIANA (11-19-09)       |
|                       | 4            | ST. BONAVENTURE (12-05-09)    |
|                       | 4            | BETHUNE-COOKMAN (11-21-09)    |
| TURNOVERS             | 15           | BETHUNE-COOKMAN (11-21-09)    |
|                       | 13           | vs Richmond (11-27-09)        |
| FOULS                 | 23           | vs Old Dominion (11-28-09)    |
|                       | 22           | vs Richmond (11-27-09)        |



**2009-2010 Mississippi State Basketball**  
**Mississippi State High/Low Analysis (as of Dec 12, 2009)**  
**All games**

**Mississippi State - GAME LOWS**

|                       |      |         |                               |
|-----------------------|------|---------|-------------------------------|
| POINTS                | 62   |         | vs Richmond (11-27-09)        |
|                       | 67   |         | BETHUNE-COOKMAN (11-21-09)    |
|                       | 69   |         | vs Old Dominion (11-28-09)    |
|                       | 72   |         | vs UCLA (12/12/09)            |
|                       | 74   |         | RIDER (11-13-09)              |
| FIELD GOALS MADE      | 18   |         | vs Richmond (11-27-09)        |
|                       | 21   |         | vs Old Dominion (11-28-09)    |
| FIELD GOAL ATTEMPTS   | 45   |         | vs Old Dominion (11-28-09)    |
|                       | 54   |         | vs Richmond (11-27-09)        |
| FIELD GOAL PERCENTAGE | .333 | (18-54) | vs Richmond (11-27-09)        |
|                       | .419 | (26-62) | RIDER (11-13-09)              |
| 3 PT FIELD GOALS MADE | 8    |         | BETHUNE-COOKMAN (11-21-09)    |
|                       | 9    |         | TEXAS-PAN AMERICAN (11-24-09) |
|                       | 9    |         | vs Richmond (11-27-09)        |
|                       | 9    |         | vs Old Dominion (11-28-09)    |
|                       | 9    |         | vs UCLA (12/12/09)            |
| 3 PT FG ATTEMPTS      | 20   |         | BETHUNE-COOKMAN (11-21-09)    |
|                       | 22   |         | TEXAS-PAN AMERICAN (11-24-09) |
| 3 PT FG PERCENTAGE    | .360 | (9-25)  | vs Richmond (11-27-09)        |
|                       | .370 | (10-27) | RIDER (11-13-09)              |
| FREE THROWS MADE      | 6    |         | TEXAS-PAN AMERICAN (11-24-09) |
|                       | 7    |         | vs UCLA (12/12/09)            |
| FREE THROW ATTEMPTS   | 11   |         | TEXAS-PAN AMERICAN (11-24-09) |
|                       | 12   |         | vs UCLA (12/12/09)            |
| FREE THROW PERCENTAGE | .545 | (6-11)  | TEXAS-PAN AMERICAN (11-24-09) |
|                       | .583 | (7-12)  | vs UCLA (12/12/09)            |
| REBOUNDS              | 33   |         | vs Old Dominion (11-28-09)    |
|                       | 37   |         | RIDER (11-13-09)              |
|                       | 37   |         | BETHUNE-COOKMAN (11-21-09)    |
| ASSISTS               | 9    |         | TEXAS-PAN AMERICAN (11-24-09) |
|                       | 10   |         | vs Richmond (11-27-09)        |
| STEALS                | 0    |         | vs Richmond (11-27-09)        |
|                       | 2    |         | RIDER (11-13-09)              |
| BLOCKED SHOTS         | 1    |         | vs Richmond (11-27-09)        |
|                       | 5    |         | vs Old Dominion (11-28-09)    |
| TURNOVERS             | 11   |         | vs Old Dominion (11-28-09)    |
|                       | 11   |         | ST. BONAVENTURE (12-05-09)    |
| FOULS                 | 8    |         | BETHUNE-COOKMAN (11-21-09)    |
|                       | 8    |         | vs UCLA (12/12/09)            |

**2009-2010 Mississippi State Basketball**  
**Mississippi State High/Low Analysis (as of Dec 12, 2009)**  
**All games**

**Opponent - GAME LOWS**

|                       |      |         |                               |
|-----------------------|------|---------|-------------------------------|
| POINTS                | 45   |         | vs DePaul (12/10/09)          |
|                       | 50   |         | TEXAS-PAN AMERICAN (11-24-09) |
|                       | 51   |         | BETHUNE-COOKMAN (11-21-09)    |
|                       | 53   |         | ST. BONAVENTURE (12-05-09)    |
|                       | 54   |         | vs UCLA (12/12/09)            |
| FIELD GOALS MADE      | 18   |         | BETHUNE-COOKMAN (11-21-09)    |
|                       | 18   |         | vs DePaul (12/10/09)          |
| FIELD GOAL ATTEMPTS   | 44   |         | vs Richmond (11-27-09)        |
|                       | 52   |         | BETHUNE-COOKMAN (11-21-09)    |
| FIELD GOAL PERCENTAGE | .281 | (18-64) | vs DePaul (12/10/09)          |
|                       | .292 | (19-65) | TEXAS-PAN AMERICAN (11-24-09) |
| 3 PT FIELD GOALS MADE | 2    |         | ST. BONAVENTURE (12-05-09)    |
|                       | 4    |         | BETHUNE-COOKMAN (11-21-09)    |
|                       | 4    |         | vs UCLA (12/12/09)            |
| 3 PT FG ATTEMPTS      | 11   |         | ST. BONAVENTURE (12-05-09)    |
|                       | 12   |         | BETHUNE-COOKMAN (11-21-09)    |
| 3 PT FG PERCENTAGE    | .182 | (2-11)  | ST. BONAVENTURE (12-05-09)    |
|                       | .200 | (4-20)  | vs UCLA (12/12/09)            |
| FREE THROWS MADE      | 4    |         | vs DePaul (12/10/09)          |
|                       | 5    |         | TEXAS-PAN AMERICAN (11-24-09) |
|                       | 5    |         | ST. BONAVENTURE (12-05-09)    |
| FREE THROW ATTEMPTS   | 8    |         | TEXAS-PAN AMERICAN (11-24-09) |
|                       | 8    |         | vs Old Dominion (11-28-09)    |
| FREE THROW PERCENTAGE | .400 | (4-10)  | vs DePaul (12/10/09)          |
|                       | .462 | (6-13)  | vs UCLA (12/12/09)            |
| REBOUNDS              | 24   |         | vs Richmond (11-27-09)        |
|                       | 30   |         | SE LOUISIANA (11-19-09)       |
| ASSISTS               | 6    |         | vs DePaul (12/10/09)          |
|                       | 7    |         | TEXAS-PAN AMERICAN (11-24-09) |
|                       | 7    |         | ST. BONAVENTURE (12-05-09)    |
| STEALS                | 5    |         | RIDER (11-13-09)              |
|                       | 5    |         | SE LOUISIANA (11-19-09)       |
|                       | 5    |         | vs Richmond (11-27-09)        |
|                       | 5    |         | vs Old Dominion (11-28-09)    |
|                       | 5    |         | ST. BONAVENTURE (12-05-09)    |
| BLOCKED SHOTS         | 0    |         | vs Old Dominion (11-28-09)    |
|                       | 1    |         | vs Richmond (11-27-09)        |
|                       | 1    |         | vs DePaul (12/10/09)          |
|                       | 1    |         | vs UCLA (12/12/09)            |
| TURNOVERS             | 6    |         | RIDER (11-13-09)              |
|                       | 10   |         | vs Old Dominion (11-28-09)    |
|                       | 10   |         | vs UCLA (12/12/09)            |
| FOULS                 | 13   |         | vs UCLA (12/12/09)            |
|                       | 15   |         | BETHUNE-COOKMAN (11-21-09)    |
|                       | 15   |         | TEXAS-PAN AMERICAN (11-24-09) |

**2009-2010 Mississippi State Basketball**  
**Mississippi State Player High/Low Analysis (as of Dec 12, 2009)**  
**All games**

**Mississippi State - INDIVIDUAL GAME HIGHS**

|                          |       |       |   |
|--------------------------|-------|-------|---|
| Points                   | 29    |       | Ravern Johnson vs UCLA (12/12/09)               |
|                          | 25    |       | Dee Bost vs Old Dominion (11-28-09)             |
|                          | 22    |       | Jarvis Varnado vs Rider (11-13-09)              |
|                          | 20    |       | Jarvis Varnado vs SE Louisiana (11-19-09)       |
|                          | 18    |       | Ravern Johnson vs St. Bonaventure (12-05-09)    |
| Field Goals Made         | 12    |       | Ravern Johnson vs UCLA (12/12/09)               |
|                          | 8     |       | Dee Bost vs Old Dominion (11-28-09)             |
|                          | 8     |       | Jarvis Varnado vs Rider (11-13-09)              |
| Field Goal Att.          | 15    |       | Ravern Johnson vs UCLA (12/12/09)               |
|                          | 13    |       | Dee Bost vs Old Dominion (11-28-09)             |
|                          | 13    |       | Ravern Johnson vs SE Louisiana (11-19-09)       |
| FG Pct (min 5 made)      | 1.000 | (8-8) | Jarvis Varnado vs Rider (11-13-09)              |
|                          | .857  | (6-7) | Jarvis Varnado vs Old Dominion (11-28-09)       |
| 3-Point FG Made          | 6     |       | Dee Bost vs Old Dominion (11-28-09)             |
|                          | 5     |       | Ravern Johnson vs UCLA (12/12/09)               |
|                          | 5     |       | Dee Bost vs St. Bonaventure (12-05-09)          |
| 3-Point FG Att.          | 9     |       | Dee Bost vs Old Dominion (11-28-09)             |
|                          | 8     |       | Ravern Johnson vs UCLA (12/12/09)               |
|                          | 8     |       | Ravern Johnson vs Rider (11-13-09)              |
| 3-Pt FG Pct (min 2 made) | .750  | (3-4) | Kodi Augustus vs St. Bonaventure (12-05-09)     |
|                          | .750  | (3-4) | Riley Benock vs St. Bonaventure (12-05-09)      |
| Free Throws Made         | 8     |       | Kodi Augustus vs Old Dominion (11-28-09)        |
|                          | 8     |       | Kodi Augustus vs Richmond (11-27-09)            |
|                          | 8     |       | Jarvis Varnado vs SE Louisiana (11-19-09)       |
| Free Throw Att.          | 10    |       | Jarvis Varnado vs SE Louisiana (11-19-09)       |
|                          | 8     |       | Kodi Augustus vs St. Bonaventure (12-05-09)     |
|                          | 8     |       | Kodi Augustus vs Old Dominion (11-28-09)        |
|                          | 8     |       | Kodi Augustus vs Richmond (11-27-09)            |
|                          | 8     |       | Jarvis Varnado vs Rider (11-13-09)              |
| FT Pct (min 3 made)      | 1.000 | (8-8) | Kodi Augustus vs Old Dominion (11-28-09)        |
|                          | 1.000 | (8-8) | Kodi Augustus vs Richmond (11-27-09)            |
|                          | 1.000 | (4-4) | Romero Osby vs DePaul (12/10/09)                |
|                          | 1.000 | (4-4) | Jarvis Varnado vs Richmond (11-27-09)           |
|                          | 1.000 | (4-4) | Dee Bost vs Bethune-Cookman (11-21-09)          |
|                          | 1.000 | (4-4) | Barry Stewart vs SE Louisiana (11-19-09)        |
|                          | 1.000 | (3-3) | Kodi Augustus vs DePaul (12/10/09)              |
|                          | 1.000 | (3-3) | Barry Stewart vs Old Dominion (11-28-09)        |
|                          | 1.000 | (3-3) | Dee Bost vs Texas-Pan American (11-24-09)       |
| Rebounds                 | 15    |       | Jarvis Varnado vs Texas-Pan American (11-24-09) |
|                          | 14    |       | Jarvis Varnado vs DePaul (12/10/09)             |
|                          | 14    |       | Phil Turner vs SE Louisiana (11-19-09)          |
|                          | 14    |       | Jarvis Varnado vs Rider (11-13-09)              |
| Assists                  | 7     |       | Dee Bost vs UCLA (12/12/09)                     |
|                          | 7     |       | Dee Bost vs St. Bonaventure (12-05-09)          |
|                          | 7     |       | Barry Stewart vs St. Bonaventure (12-05-09)     |
|                          | 7     |       | Dee Bost vs Rider (11-13-09)                    |
| Steals                   | 3     |       | Phil Turner vs UCLA (12/12/09)                  |
|                          | 3     |       | Jarvis Varnado vs St. Bonaventure (12-05-09)    |
|                          | 3     |       | Phil Turner vs Texas-Pan American (11-24-09)    |
|                          | 3     |       | Jarvis Varnado vs SE Louisiana (11-19-09)       |
| Blocked Shots            | 8     |       | Jarvis Varnado vs Texas-Pan American (11-24-09) |
|                          | 8     |       | Jarvis Varnado vs SE Louisiana (11-19-09)       |
| Turnovers                | 5     |       | Dee Bost vs DePaul (12/10/09)                   |

|       |   |   |
|-------|---|---|
|       | 5 | Barry Stewart vs Richmond (11-27-09)            |
|       | 5 | Ravern Johnson vs Texas-Pan American (11-24-09) |
|       | 5 | Dee Bost vs Bethune-Cookman (11-21-09)          |
| Fouls | 5 | Dee Bost vs Rider (11-13-09)                    |
|       | 4 | Dee Bost vs St. Bonaventure (12-05-09)          |
|       | 4 | Jarvis Varnado vs Richmond (11-27-09)           |
|       | 4 | Ravern Johnson vs Texas-Pan American (11-24-09) |
|       | 4 | Kodi Augustus vs Rider (11-13-09)               |



**2009-2010 Mississippi State Basketball**  
**Mississippi State Opponent High/Low Analysis (as of Dec 12, 2009)**  
**All games**

**OPPONENT INDIVIDUAL GAME HIGHS**

|                          |             |  |
|--------------------------|-------------|--|
| Points                   | 21          | Novar Gadson vs Rider (11-13-09)               |
|                          | 21          | Mike Ringgold vs Rider (11-13-09)              |
|                          | 20          | Lee, Gerald vs Old Dominion (11-28-09)         |
|                          | 20          | Patrick Sullivan vs SE Louisiana (11-19-09)    |
|                          | 19          | BUTLER, Ryan vs Richmond (11-27-09)            |
| Field Goals Made         | 10          | Mike Ringgold vs Rider (11-13-09)              |
|                          | 9           | Lee, Gerald vs Old Dominion (11-28-09)         |
|                          | 9           | Patrick Sullivan vs SE Louisiana (11-19-09)    |
| Field Goal Att.          | 21          | WALKER, Will vs DePaul (12/10/09)              |
|                          | 21          | Patrick Sullivan vs SE Louisiana (11-19-09)    |
| FG Pct (min 5 made)      | .636 (7-11) | Novar Gadson vs Rider (11-13-09)               |
|                          | .600 (9-15) | Lee, Gerald vs Old Dominion (11-28-09)         |
|                          | .600 (6-10) | BUTLER, Ryan vs Richmond (11-27-09)            |
| 3-Point FG Made          | 4           | Trent Hutchin vs SE Louisiana (11-19-09)       |
|                          | 4           | Ryan Thompson vs Rider (11-13-09)              |
| 3-Point FG Att.          | 8           | WALKER, Will vs DePaul (12/10/09)              |
|                          | 8           | Trent Hutchin vs SE Louisiana (11-19-09)       |
| 3-Pt FG Pct (min 2 made) | 1.000 (2-2) | HARPER, Justin vs Richmond (11-27-09)          |
|                          | 1.000 (2-2) | Justin Robinson vs Rider (11-13-09)            |
|                          | 1.000 (2-2) | Novar Gadson vs Rider (11-13-09)               |
| Free Throws Made         | 7           | Justin Robinson vs Rider (11-13-09)            |
|                          | 5           | BUTLER, Ryan vs Richmond (11-27-09)            |
|                          | 5           | Novar Gadson vs Rider (11-13-09)               |
| Free Throw Att.          | 9           | Justin Robinson vs Rider (11-13-09)            |
|                          | 7           | Novar Gadson vs Rider (11-13-09)               |
| FT Pct (min 3 made)      | 1.000 (5-5) | BUTLER, Ryan vs Richmond (11-27-09)            |
|                          | 1.000 (4-4) | ADAMS,TYREL vs Bethune-Cookman (11-21-09)      |
|                          | 1.000 (4-4) | Jhamar Youngblood vs Rider (11-13-09)          |
|                          | 1.000 (3-3) | BIZOUKAS, Michael vs DePaul (12/10/09)         |
| Rebounds                 | 11          | ABRAHAMAS,ALBERT vs Bethune-Cookman (11-21-09) |
|                          | 11          | Novar Gadson vs Rider (11-13-09)               |
| Assists                  | 5           | GERIOT, Dan vs Richmond (11-27-09)             |
|                          | 4           | GONZALVEZ, David vs Richmond (11-27-09)        |
|                          | 4           | REED,C J vs Bethune-Cookman (11-21-09)         |
|                          | 4           | Deshawn Patterson vs SE Louisiana (11-19-09)   |
|                          | 4           | Justin Robinson vs Rider (11-13-09)            |
| Steals                   | 3           | WALLACE, Eric vs DePaul (12/10/09)             |
|                          | 3           | ANDERSON, Kevin vs Richmond (11-27-09)         |
|                          | 3           | Ben Smith vs Texas-Pan American (11-24-09)     |
|                          | 3           | REED,C J vs Bethune-Cookman (11-21-09)         |
|                          | 3           | Deshawn Patterson vs SE Louisiana (11-19-09)   |
|                          | 3           | Novar Gadson vs Rider (11-13-09)               |
| Blocked Shots            | 3           | Marquise Simmons vs St. Bonaventure (12-05-09) |
|                          | 3           | Patrick Sullivan vs SE Louisiana (11-19-09)    |
| Turnovers                | 4           | Malcolm Eleby vs St. Bonaventure (12-05-09)    |
|                          | 4           | REED,C J vs Bethune-Cookman (11-21-09)         |
| Fouls                    | 5           | Marquise Simmons vs St. Bonaventure (12-05-09) |
|                          | 5           | GARRETT, Darrius vs Richmond (11-27-09)        |
|                          | 5           | Jermaine Jackson vs Rider (11-13-09)           |

**2009-2010 Mississippi State Basketball**  
**Mississippi State Individual Game-by-Game (as of Dec 12, 2009)**  
**All games**

**#02 Ravern Johnson**

| Opponent           | Date     | gs | min | Total  |      | 3-Pointers |      | Free throws |       | Rebounds |     |     |     | pf | a | t/o | blk | stl | pts | avg  |
|--------------------|----------|----|-----|--------|------|------------|------|-------------|-------|----------|-----|-----|-----|----|---|-----|-----|-----|-----|------|
|                    |          |    |     | fg-fga | pct  | 3fg-fga    | pct  | ft-fa       | pct   | off      | def | tot | avg |    |   |     |     |     |     |      |
| RIDER              | 11-13-09 | *  | 29  | 4-11   | .364 | 2-8        | .250 | 0-0         | .000  | 0        | 1   | 1   | 1.0 | 1  | 1 | 0   | 0   | 0   | 10  | 10.0 |
| SE LOUISIANA       | 11-19-09 | *  | 31  | 7-13   | .538 | 3-6        | .500 | 0-0         | .000  | 1        | 2   | 3   | 2.0 | 2  | 0 | 1   | 0   | 1   | 17  | 13.5 |
| BETHUNE-COOKMAN    | 11-21-09 | *  | 26  | 4-10   | .400 | 2-6        | .333 | 0-0         | .000  | 0        | 2   | 2   | 2.0 | 0  | 0 | 1   | 1   | 2   | 10  | 12.3 |
| TEXAS-PAN AMERICAN | 11-24-09 | *  | 25  | 4-8    | .500 | 2-5        | .400 | 1-1         | 1.000 | 1        | 2   | 3   | 2.3 | 4  | 0 | 5   | 2   | 1   | 11  | 12.0 |
| vs Richmond        | 11-27-09 | *  | 31  | 6-11   | .545 | 3-6        | .500 | 0-0         | .000  | 3        | 3   | 6   | 3.0 | 1  | 1 | 0   | 0   | 0   | 15  | 12.6 |
| vs Old Dominion    | 11-28-09 | *  | 26  | 2-6    | .333 | 2-5        | .400 | 0-0         | .000  | 0        | 3   | 3   | 3.0 | 0  | 3 | 2   | 0   | 0   | 6   | 11.5 |
| ST. BONAVENTURE    | 12-05-09 | *  | 24  | 7-11   | .636 | 4-6        | .667 | 0-0         | .000  | 0        | 5   | 5   | 3.3 | 0  | 3 | 0   | 0   | 0   | 18  | 12.4 |
| vs DePaul          | 12/10/09 | *  | 22  | 5-8    | .625 | 4-6        | .667 | 0-0         | .000  | 0        | 3   | 3   | 3.3 | 2  | 0 | 2   | 1   | 0   | 14  | 12.6 |
| vs UCLA            | 12/12/09 | *  | 31  | 12-15  | .800 | 5-8        | .625 | 0-0         | .000  | 1        | 6   | 7   | 3.7 | 0  | 0 | 1   | 0   | 0   | 29  | 14.4 |
| Totals             |          | 9  | 245 | 51-93  | .548 | 27-56      | .482 | 1-1         | 1.000 | 6        | 27  | 33  | 3.7 | 10 | 8 | 12  | 4   | 4   | 130 | 14.4 |

Games played: 9  
Minutes/game: 27.2  
Points/game: 14.4  
FG Pct: 54.8  
3FG Pct: 48.2  
FT Pct: 100.0

Rebounds/game: 3.7  
Assists/game: 0.9  
Turnovers/game: 1.3  
Assist/turnover ratio: 0.7  
Steals/game: 0.4  
Blocks/game: 0.4

**#03 Dee Bost**

| Opponent           | Date     | gs | min | Total  |      | 3-Pointers |      | Free throws |       | Rebounds |     |     |     | pf | a  | t/o | blk | stl | pts | avg  |
|--------------------|----------|----|-----|--------|------|------------|------|-------------|-------|----------|-----|-----|-----|----|----|-----|-----|-----|-----|------|
|                    |          |    |     | fg-fga | pct  | 3fg-fga    | pct  | ft-fa       | pct   | off      | def | tot | avg |    |    |     |     |     |     |      |
| RIDER              | 11-13-09 | *  | 39  | 3-11   | .273 | 3-6        | .500 | 5-6         | .833  | 1        | 1   | 2   | 2.0 | 5  | 7  | 2   | 0   | 1   | 14  | 14.0 |
| SE LOUISIANA       | 11-19-09 | *  | 32  | 3-5    | .600 | 2-3        | .667 | 2-5         | .400  | 0        | 5   | 5   | 3.5 | 1  | 4  | 3   | 0   | 1   | 10  | 12.0 |
| BETHUNE-COOKMAN    | 11-21-09 | *  | 31  | 2-7    | .286 | 2-4        | .500 | 4-4         | 1.000 | 1        | 3   | 4   | 3.7 | 0  | 2  | 5   | 0   | 2   | 10  | 11.3 |
| TEXAS-PAN AMERICAN | 11-24-09 | *  | 30  | 4-10   | .400 | 2-6        | .333 | 3-3         | 1.000 | 0        | 6   | 6   | 4.3 | 1  | 4  | 4   | 0   | 2   | 13  | 11.8 |
| vs Richmond        | 11-27-09 | *  | 35  | 1-7    | .143 | 1-5        | .200 | 2-4         | .500  | 0        | 3   | 3   | 4.0 | 3  | 4  | 2   | 0   | 0   | 5   | 10.4 |
| vs Old Dominion    | 11-28-09 | *  | 37  | 8-13   | .615 | 6-9        | .667 | 3-4         | .750  | 0        | 4   | 4   | 4.0 | 0  | 4  | 1   | 0   | 1   | 25  | 12.8 |
| ST. BONAVENTURE    | 12-05-09 | *  | 24  | 6-9    | .667 | 5-7        | .714 | 0-0         | .000  | 1        | 7   | 8   | 4.6 | 4  | 7  | 1   | 0   | 1   | 17  | 13.4 |
| vs DePaul          | 12/10/09 | *  | 30  | 1-6    | .167 | 1-4        | .250 | 1-2         | .500  | 0        | 3   | 3   | 4.4 | 2  | 4  | 5   | 1   | 1   | 4   | 12.3 |
| vs UCLA            | 12/12/09 | *  | 34  | 0-6    | .000 | 0-4        | .000 | 2-2         | 1.000 | 1        | 5   | 6   | 4.6 | 1  | 7  | 3   | 0   | 1   | 2   | 11.1 |
| Totals             |          | 9  | 292 | 28-74  | .378 | 22-48      | .458 | 22-30       | .733  | 4        | 37  | 41  | 4.6 | 17 | 43 | 26  | 1   | 10  | 100 | 11.1 |

Games played: 9  
Minutes/game: 32.4  
Points/game: 11.1  
FG Pct: 37.8  
3FG Pct: 45.8  
FT Pct: 73.3

Rebounds/game: 4.6  
Assists/game: 4.8  
Turnovers/game: 2.9  
Assist/turnover ratio: 1.7  
Steals/game: 1.1  
Blocks/game: 0.1

**#05 Romero Osby**

| Opponent           | Date     | gs | min | Total  |       | 3-Pointers |      | Free throws |       | Rebounds |     |     |     | pf | a | t/o | blk | stl | pts | avg |
|--------------------|----------|----|-----|--------|-------|------------|------|-------------|-------|----------|-----|-----|-----|----|---|-----|-----|-----|-----|-----|
|                    |          |    |     | fg-fga | pct   | 3fg-fga    | pct  | ft-fa       | pct   | off      | def | tot | avg |    |   |     |     |     |     |     |
| RIDER              | 11-13-09 |    | 11  | 2-3    | .667  | 0-0        | .000 | 0-0         | .000  | 1        | 2   | 3   | 3.0 | 1  | 0 | 1   | 1   | 0   | 4   | 4.0 |
| SE LOUISIANA       | 11-19-09 |    | 13  | 2-5    | .400  | 1-2        | .500 | 0-0         | .000  | 2        | 2   | 4   | 3.5 | 1  | 1 | 2   | 0   | 0   | 5   | 4.5 |
| BETHUNE-COOKMAN    | 11-21-09 |    | 24  | 2-6    | .333  | 0-2        | .000 | 3-4         | .750  | 1        | 5   | 6   | 4.3 | 1  | 3 | 1   | 2   | 0   | 7   | 5.3 |
| TEXAS-PAN AMERICAN | 11-24-09 |    | 15  | 3-6    | .500  | 1-2        | .500 | 1-1         | 1.000 | 1        | 1   | 2   | 3.8 | 1  | 2 | 1   | 0   | 0   | 8   | 6.0 |
| vs Richmond        | 11-27-09 |    | 8   | 1-1    | 1.000 | 0-0        | .000 | 2-4         | .500  | 1        | 0   | 1   | 3.2 | 1  | 0 | 1   | 0   | 0   | 4   | 5.6 |
| vs Old Dominion    | 11-28-09 |    | 14  | 0-1    | .000  | 0-0        | .000 | 1-2         | .500  | 0        | 1   | 1   | 2.8 | 2  | 0 | 1   | 0   | 0   | 1   | 4.8 |
| ST. BONAVENTURE    | 12-05-09 |    | 17  | 2-3    | .667  | 0-0        | .000 | 1-3         | .333  | 1        | 4   | 5   | 3.1 | 1  | 0 | 3   | 1   | 2   | 5   | 4.9 |
| vs DePaul          | 12/10/09 |    | 17  | 4-9    | .444  | 1-3        | .333 | 4-4         | 1.000 | 2        | 5   | 7   | 3.6 | 0  | 1 | 0   | 0   | 0   | 13  | 5.9 |
| vs UCLA            | 12/12/09 |    | 8   | 1-1    | 1.000 | 0-0        | .000 | 0-0         | .000  | 0        | 2   | 2   | 3.4 | 0  | 0 | 2   | 0   | 0   | 2   | 5.4 |
| Totals             |          | 0  | 127 | 17-35  | .486  | 3-9        | .333 | 12-18       | .667  | 9        | 22  | 31  | 3.4 | 8  | 7 | 12  | 4   | 2   | 49  | 5.4 |

Games played: 9  
Minutes/game: 14.1  
Points/game: 5.4  
FG Pct: 48.6  
3FG Pct: 33.3  
FT Pct: 66.7

Rebounds/game: 3.4  
Assists/game: 0.8  
Turnovers/game: 1.3  
Assist/turnover ratio: 0.6  
Steals/game: 0.2  
Blocks/game: 0.4

**2009-2010 Mississippi State Basketball**  
**Mississippi State Individual Game-by-Game (as of Dec 12, 2009)**  
**All games**

**#12 Charles Parker**

| Opponent           | Date     | gs | min | Total  |       | 3-Pointers |      | Free throws |      | Rebounds |     |     |     | pf | a | t/o | blk | stl | pts | avg |
|--------------------|----------|----|-----|--------|-------|------------|------|-------------|------|----------|-----|-----|-----|----|---|-----|-----|-----|-----|-----|
|                    |          |    |     | fg-fga | pct   | 3fg-fga    | pct  | ft-fa       | pct  | off      | def | tot | avg |    |   |     |     |     |     |     |
| SE LOUISIANA       | 11-19-09 | 1  |     | 0-0    | .000  | 0-0        | .000 | 0-0         | .000 | 0        | 0   | 0   | 0.0 | 0  | 0 | 0   | 0   | 0   | 0   | 0.0 |
| BETHUNE-COOKMAN    | 11-21-09 | 1  |     | 0-1    | .000  | 0-0        | .000 | 0-0         | .000 | 0        | 0   | 0   | 0.0 | 1  | 0 | 1   | 0   | 0   | 0   | 0.0 |
| TEXAS-PAN AMERICAN | 11-24-09 | 1  |     | 1-1    | 1.000 | 0-0        | .000 | 0-0         | .000 | 0        | 0   | 0   | 0.0 | 0  | 0 | 0   | 0   | 0   | 2   | 0.7 |
| ST. BONAVENTURE    | 12-05-09 | 3  |     | 0-2    | .000  | 0-1        | .000 | 0-0         | .000 | 0        | 0   | 0   | 0.0 | 1  | 0 | 1   | 0   | 0   | 0   | 0.5 |
| vs DePaul          | 12/10/09 | 1  |     | 0-0    | .000  | 0-0        | .000 | 0-0         | .000 | 0        | 1   | 1   | 0.2 | 0  | 0 | 0   | 0   | 0   | 0   | 0.4 |
| vs UCLA            | 12/12/09 | 1  |     | 0-0    | .000  | 0-0        | .000 | 0-1         | .000 | 0        | 0   | 0   | 0.2 | 0  | 0 | 0   | 0   | 0   | 0   | 0.3 |
| Totals             |          | 0  | 8   | 1-4    | .250  | 0-1        | .000 | 0-1         | .000 | 0        | 1   | 1   | 0.2 | 2  | 0 | 2   | 0   | 0   | 2   | 0.3 |

Games played: 6  
Minutes/game: 1.3  
Points/game: 0.3  
FG Pct: 25.0  
3FG Pct: 0.0  
FT Pct: 0.0

Rebounds/game: 0.2  
Turnovers/game: 0.3

**#15 Riley Benock**

| Opponent           | Date     | gs | min | Total  |      | 3-Pointers |       | Free throws |      | Rebounds |     |     |     | pf | a | t/o | blk | stl | pts | avg |
|--------------------|----------|----|-----|--------|------|------------|-------|-------------|------|----------|-----|-----|-----|----|---|-----|-----|-----|-----|-----|
|                    |          |    |     | fg-fga | pct  | 3fg-fga    | pct   | ft-fa       | pct  | off      | def | tot | avg |    |   |     |     |     |     |     |
| RIDER              | 11-13-09 | 4  |     | 0-2    | .000 | 0-2        | .000  | 0-0         | .000 | 0        | 0   | 0   | 0.0 | 0  | 1 | 1   | 0   | 0   | 0   | 0.0 |
| SE LOUISIANA       | 11-19-09 | 15 |     | 1-3    | .333 | 0-2        | .000  | 0-0         | .000 | 0        | 2   | 2   | 1.0 | 1  | 1 | 0   | 0   | 2   | 2   | 1.0 |
| BETHUNE-COOKMAN    | 11-21-09 | 19 |     | 2-4    | .500 | 1-3        | .333  | 0-0         | .000 | 0        | 2   | 2   | 1.3 | 0  | 0 | 2   | 0   | 2   | 5   | 2.3 |
| TEXAS-PAN AMERICAN | 11-24-09 | 12 |     | 0-0    | .000 | 0-0        | .000  | 0-0         | .000 | 0        | 1   | 1   | 1.3 | 0  | 0 | 0   | 1   | 1   | 0   | 1.8 |
| vs Richmond        | 11-27-09 | 10 |     | 0-3    | .000 | 0-3        | .000  | 0-1         | .000 | 0        | 1   | 1   | 1.2 | 0  | 0 | 0   | 0   | 0   | 0   | 1.4 |
| vs Old Dominion    | 11-28-09 | 10 |     | 0-0    | .000 | 0-0        | .000  | 0-0         | .000 | 0        | 0   | 0   | 1.0 | 0  | 0 | 3   | 0   | 0   | 0   | 1.2 |
| ST. BONAVENTURE    | 12-05-09 | 16 |     | 3-4    | .750 | 3-4        | .750  | 0-0         | .000 | 0        | 0   | 0   | 0.9 | 0  | 5 | 0   | 0   | 0   | 9   | 2.3 |
| vs DePaul          | 12/10/09 | 20 |     | 2-5    | .400 | 2-5        | .400  | 0-0         | .000 | 0        | 2   | 2   | 1.0 | 0  | 1 | 2   | 0   | 1   | 6   | 2.8 |
| vs UCLA            | 12/12/09 | 8  |     | 1-2    | .500 | 1-1        | 1.000 | 0-0         | .000 | 0        | 1   | 1   | 1.0 | 0  | 0 | 0   | 0   | 0   | 3   | 2.8 |
| Totals             |          | 0  | 114 | 9-23   | .391 | 7-20       | .350  | 0-1         | .000 | 0        | 9   | 9   | 1.0 | 1  | 8 | 8   | 1   | 6   | 25  | 2.8 |

Games played: 9  
Minutes/game: 12.7  
Points/game: 2.8  
FG Pct: 39.1  
3FG Pct: 35.0  
FT Pct: 0.0

Rebounds/game: 1.0  
Assists/game: 0.9  
Turnovers/game: 0.9  
Assist/turnover ratio: 1.0  
Steals/game: 0.7  
Blocks/game: 0.1

**#20 Taylor Luczak**

| Opponent           | Date     | gs | min | Total  |       | 3-Pointers |       | Free throws |      | Rebounds |     |     |     | pf | a | t/o | blk | stl | pts | avg |
|--------------------|----------|----|-----|--------|-------|------------|-------|-------------|------|----------|-----|-----|-----|----|---|-----|-----|-----|-----|-----|
|                    |          |    |     | fg-fga | pct   | 3fg-fga    | pct   | ft-fa       | pct  | off      | def | tot | avg |    |   |     |     |     |     |     |
| SE LOUISIANA       | 11-19-09 | 1  |     | 1-1    | 1.000 | 1-1        | 1.000 | 0-0         | .000 | 0        | 0   | 0   | 0.0 | 0  | 0 | 0   | 0   | 0   | 3   | 3.0 |
| BETHUNE-COOKMAN    | 11-21-09 | 1  |     | 0-0    | .000  | 0-0        | .000  | 0-0         | .000 | 0        | 0   | 0   | 0.0 | 1  | 0 | 1   | 0   | 0   | 0   | 1.5 |
| TEXAS-PAN AMERICAN | 11-24-09 | 2  |     | 0-0    | .000  | 0-0        | .000  | 0-0         | .000 | 0        | 1   | 1   | 0.3 | 0  | 0 | 0   | 0   | 0   | 0   | 1.0 |
| ST. BONAVENTURE    | 12-05-09 | 3  |     | 0-0    | .000  | 0-0        | .000  | 0-0         | .000 | 0        | 0   | 0   | 0.3 | 1  | 0 | 1   | 0   | 0   | 0   | 0.8 |
| vs DePaul          | 12/10/09 | 2  |     | 0-0    | .000  | 0-0        | .000  | 0-0         | .000 | 0        | 1   | 1   | 0.4 | 1  | 0 | 0   | 0   | 0   | 0   | 0.6 |
| vs UCLA            | 12/12/09 | 1  |     | 0-0    | .000  | 0-0        | .000  | 0-0         | .000 | 0        | 0   | 0   | 0.3 | 0  | 0 | 0   | 0   | 0   | 0   | 0.5 |
| Totals             |          | 0  | 10  | 1-1    | 1.000 | 1-1        | 1.000 | 0-0         | .000 | 0        | 2   | 2   | 0.3 | 3  | 0 | 2   | 0   | 0   | 3   | 0.5 |

Games played: 6  
Minutes/game: 1.7  
Points/game: 0.5  
FG Pct: 100.0  
3FG Pct: 100.0

Rebounds/game: 0.3  
Turnovers/game: 0.3

**2009-2010 Mississippi State Basketball**  
**Mississippi State Individual Game-by-Game (as of Dec 12, 2009)**  
**All games**

**#21 Baxter Price**

| Opponent           | Date     | gs | min | Total  |       | 3-Pointers |      | Free throws |      | Rebounds |     |     |     | pf | a | t/o | blk | stl | pts | avg |
|--------------------|----------|----|-----|--------|-------|------------|------|-------------|------|----------|-----|-----|-----|----|---|-----|-----|-----|-----|-----|
|                    |          |    |     | fg-fga | pct   | 3fg-fga    | pct  | ft-fa       | pct  | off      | def | tot | avg |    |   |     |     |     |     |     |
| SE LOUISIANA       | 11-19-09 |    | 1   | 0-0    | .000  | 0-0        | .000 | 0-0         | .000 | 0        | 0   | 0   | 0.0 | 0  | 0 | 0   | 0   | 0   | 0   | 0.0 |
| BETHUNE-COOKMAN    | 11-21-09 |    | 1   | 0-0    | .000  | 0-0        | .000 | 0-0         | .000 | 0        | 0   | 0   | 0.0 | 0  | 0 | 0   | 0   | 0   | 0   | 0.0 |
| TEXAS-PAN AMERICAN | 11-24-09 |    | 1   | 0-0    | .000  | 0-0        | .000 | 0-0         | .000 | 0        | 0   | 0   | 0.0 | 0  | 0 | 0   | 0   | 0   | 0   | 0.0 |
| ST. BONAVENTURE    | 12-05-09 |    | 2   | 0-0    | .000  | 0-0        | .000 | 0-0         | .000 | 1        | 1   | 2   | 0.5 | 0  | 0 | 0   | 0   | 0   | 0   | 0.0 |
| vs DePaul          | 12/10/09 |    | 1   | 1-1    | 1.000 | 0-0        | .000 | 0-0         | .000 | 0        | 0   | 0   | 0.4 | 0  | 0 | 0   | 0   | 0   | 2   | 0.4 |
| vs UCLA            | 12/12/09 |    | 1   | 0-0    | .000  | 0-0        | .000 | 0-0         | .000 | 0        | 0   | 0   | 0.3 | 0  | 0 | 0   | 0   | 1   | 0   | 0.3 |
| Totals             |          | 0  | 7   | 1-1    | 1.000 | 0-0        | .000 | 0-0         | .000 | 1        | 1   | 2   | 0.3 | 0  | 0 | 0   | 0   | 1   | 2   | 0.3 |

Games played: 6  
Minutes/game: 1.2  
Points/game: 0.3  
FG Pct: 100.0

Rebounds/game: 0.3  
Steals/game: 0.2

**#22 Barry Stewart**

| Opponent           | Date     | gs | min | Total  |      | 3-Pointers |      | Free throws |       | Rebounds |     |     |     | pf | a  | t/o | blk | stl | pts | avg  |
|--------------------|----------|----|-----|--------|------|------------|------|-------------|-------|----------|-----|-----|-----|----|----|-----|-----|-----|-----|------|
|                    |          |    |     | fg-fga | pct  | 3fg-fga    | pct  | ft-fa       | pct   | off      | def | tot | avg |    |    |     |     |     |     |      |
| RIDER              | 11-13-09 | *  | 37  | 2-10   | .200 | 2-7        | .286 | 1-4         | .250  | 1        | 2   | 3   | 3.0 | 3  | 3  | 0   | 0   | 0   | 7   | 7.0  |
| SE LOUISIANA       | 11-19-09 | *  | 32  | 4-11   | .364 | 1-5        | .200 | 4-4         | 1.000 | 0        | 3   | 3   | 3.0 | 1  | 1  | 0   | 0   | 1   | 13  | 10.0 |
| BETHUNE-COOKMAN    | 11-21-09 | *  | 31  | 3-6    | .500 | 2-4        | .500 | 2-2         | 1.000 | 0        | 1   | 1   | 2.3 | 1  | 4  | 1   | 1   | 0   | 10  | 10.0 |
| TEXAS-PAN AMERICAN | 11-24-09 | *  | 31  | 5-10   | .500 | 2-5        | .400 | 0-0         | .000  | 0        | 2   | 2   | 2.3 | 1  | 0  | 0   | 0   | 0   | 12  | 10.5 |
| vs Richmond        | 11-27-09 | *  | 35  | 4-10   | .400 | 4-6        | .667 | 1-2         | .500  | 2        | 1   | 3   | 2.4 | 1  | 3  | 5   | 0   | 0   | 13  | 11.0 |
| vs Old Dominion    | 11-28-09 | *  | 34  | 3-10   | .300 | 1-7        | .143 | 3-3         | 1.000 | 0        | 3   | 3   | 2.5 | 1  | 3  | 0   | 0   | 0   | 10  | 10.8 |
| ST. BONAVENTURE    | 12-05-09 | *  | 33  | 6-12   | .500 | 1-5        | .200 | 0-0         | .000  | 0        | 4   | 4   | 2.7 | 2  | 7  | 0   | 0   | 0   | 13  | 11.1 |
| vs DePaul          | 12/10/09 | *  | 30  | 3-10   | .300 | 2-4        | .500 | 4-5         | .800  | 1        | 2   | 3   | 2.8 | 2  | 2  | 0   | 0   | 1   | 12  | 11.3 |
| vs UCLA            | 12/12/09 | *  | 37  | 2-11   | .182 | 2-7        | .286 | 0-0         | .000  | 1        | 1   | 2   | 2.7 | 1  | 4  | 2   | 1   | 0   | 6   | 10.7 |
| Totals             |          | 9  | 300 | 32-90  | .356 | 17-50      | .340 | 15-20       | .750  | 5        | 19  | 24  | 2.7 | 13 | 27 | 8   | 2   | 2   | 96  | 10.7 |

Games played: 9  
Minutes/game: 33.3  
Points/game: 10.7  
FG Pct: 35.6  
3FG Pct: 34.0  
FT Pct: 75.0

Rebounds/game: 2.7  
Assists/game: 3.0  
Turnovers/game: 0.9  
Assist/turnover ratio: 3.4  
Steals/game: 0.2  
Blocks/game: 0.2

**#24 Kodi Augustus**

| Opponent           | Date     | gs | min | Total  |      | 3-Pointers |       | Free throws |       | Rebounds |     |     |     | pf | a | t/o | blk | stl | pts | avg  |
|--------------------|----------|----|-----|--------|------|------------|-------|-------------|-------|----------|-----|-----|-----|----|---|-----|-----|-----|-----|------|
|                    |          |    |     | fg-fga | pct  | 3fg-fga    | pct   | ft-fa       | pct   | off      | def | tot | avg |    |   |     |     |     |     |      |
| RIDER              | 11-13-09 | *  | 15  | 4-9    | .444 | 1-1        | 1.000 | 0-1         | .000  | 2        | 3   | 5   | 5.0 | 4  | 0 | 1   | 1   | 0   | 9   | 9.0  |
| TEXAS-PAN AMERICAN | 11-24-09 |    | 21  | 4-7    | .571 | 1-1        | 1.000 | 0-0         | .000  | 3        | 5   | 8   | 6.5 | 1  | 0 | 3   | 2   | 0   | 9   | 9.0  |
| vs Richmond        | 11-27-09 | *  | 25  | 2-7    | .286 | 1-2        | .500  | 8-8         | 1.000 | 3        | 3   | 6   | 6.3 | 2  | 0 | 3   | 0   | 0   | 13  | 10.3 |
| vs Old Dominion    | 11-28-09 | *  | 24  | 1-4    | .250 | 0-1        | .000  | 8-8         | 1.000 | 1        | 6   | 7   | 6.5 | 3  | 2 | 1   | 0   | 2   | 10  | 10.3 |
| ST. BONAVENTURE    | 12-05-09 | *  | 24  | 4-5    | .800 | 3-4        | .750  | 6-8         | .750  | 3        | 2   | 5   | 6.2 | 1  | 1 | 2   | 1   | 0   | 17  | 11.6 |
| vs DePaul          | 12/10/09 | *  | 17  | 3-4    | .750 | 2-3        | .667  | 3-3         | 1.000 | 1        | 2   | 3   | 5.7 | 2  | 0 | 2   | 1   | 0   | 11  | 11.5 |
| vs UCLA            | 12/12/09 | *  | 22  | 3-5    | .600 | 1-2        | .500  | 0-1         | .000  | 0        | 2   | 2   | 5.1 | 2  | 0 | 2   | 0   | 0   | 7   | 10.9 |
| Totals             |          | 6  | 148 | 21-41  | .512 | 9-14       | .643  | 25-29       | .862  | 13       | 23  | 36  | 5.1 | 15 | 3 | 14  | 5   | 2   | 76  | 10.9 |

Games played: 7  
Minutes/game: 21.1  
Points/game: 10.9  
FG Pct: 51.2  
3FG Pct: 64.3  
FT Pct: 86.2

Rebounds/game: 5.1  
Assists/game: 0.4  
Turnovers/game: 2.0  
Assist/turnover ratio: 0.2  
Steals/game: 0.3  
Blocks/game: 0.7



2009-2010 Mississippi State Basketball  
Mississippi State Individual Game-by-Game (as of Dec 12, 2009)  
All games

#25 Phil Turner

| Opponent           | Date     | gs | min | Total  |      | 3-Pointers |       | Free throws |       | Rebounds |     |     |     | pf | a  | t/o | blk | stl | pts | avg |
|--------------------|----------|----|-----|--------|------|------------|-------|-------------|-------|----------|-----|-----|-----|----|----|-----|-----|-----|-----|-----|
|                    |          |    |     | fg-fga | pct  | 3fg-fga    | pct   | ft-fa       | pct   | off      | def | tot | avg |    |    |     |     |     |     |     |
| RIDER              | 11-13-09 |    | 25  | 3-6    | .500 | 2-3        | .667  | 0-0         | .000  | 2        | 3   | 5   | 5.0 | 2  | 1  | 3   | 0   | 1   | 8   | 8.0 |
| SE LOUISIANA       | 11-19-09 | *  | 34  | 3-12   | .250 | 2-6        | .333  | 2-2         | 1.000 | 3        | 11  | 14  | 9.5 | 1  | 3  | 3   | 2   | 1   | 10  | 9.0 |
| BETHUNE-COOKMAN    | 11-21-09 | *  | 22  | 4-7    | .571 | 1-1        | 1.000 | 0-0         | .000  | 2        | 3   | 5   | 8.0 | 3  | 2  | 0   | 1   | 2   | 9   | 9.0 |
| TEXAS-PAN AMERICAN | 11-24-09 | *  | 22  | 2-5    | .400 | 1-3        | .333  | 0-0         | .000  | 0        | 3   | 3   | 6.8 | 2  | 2  | 1   | 0   | 3   | 5   | 8.0 |
| vs Richmond        | 11-27-09 |    | 23  | 2-8    | .250 | 0-3        | .000  | 0-0         | .000  | 4        | 5   | 9   | 7.2 | 0  | 2  | 1   | 0   | 0   | 4   | 7.2 |
| vs Old Dominion    | 11-28-09 |    | 26  | 1-2    | .500 | 0-1        | .000  | 0-0         | .000  | 2        | 4   | 6   | 7.0 | 1  | 0  | 0   | 0   | 0   | 2   | 6.3 |
| ST. BONAVENTURE    | 12-05-09 |    | 18  | 2-5    | .400 | 0-1        | .000  | 1-1         | 1.000 | 0        | 0   | 0   | 6.0 | 3  | 1  | 1   | 1   | 1   | 5   | 6.1 |
| vs DePaul          | 12/10/09 |    | 20  | 1-6    | .167 | 0-4        | .000  | 0-0         | .000  | 0        | 5   | 5   | 5.9 | 0  | 5  | 1   | 1   | 2   | 2   | 5.6 |
| vs UCLA            | 12/12/09 |    | 17  | 2-6    | .333 | 0-2        | .000  | 2-2         | 1.000 | 0        | 3   | 3   | 5.6 | 1  | 0  | 0   | 0   | 3   | 6   | 5.7 |
| Totals             |          | 3  | 207 | 20-57  | .351 | 6-24       | .250  | 5-5         | 1.000 | 13       | 37  | 50  | 5.6 | 13 | 16 | 10  | 5   | 13  | 51  | 5.7 |

Games played: 9  
Minutes/game: 23.0  
Points/game: 5.7  
FG Pct: 35.1  
3FG Pct: 25.0  
FT Pct: 100.0

Rebounds/game: 5.6  
Assists/game: 1.8  
Turnovers/game: 1.1  
Assist/turnover ratio: 1.6  
Steals/game: 1.4  
Blocks/game: 0.6

#30 Wendell Lewis

| Opponent           | Date     | gs | min | Total  |       | 3-Pointers |      | Free throws |      | Rebounds |     |     |     | pf | a | t/o | blk | stl | pts | avg |
|--------------------|----------|----|-----|--------|-------|------------|------|-------------|------|----------|-----|-----|-----|----|---|-----|-----|-----|-----|-----|
|                    |          |    |     | fg-fga | pct   | 3fg-fga    | pct  | ft-fa       | pct  | off      | def | tot | avg |    |   |     |     |     |     |     |
| RIDER              | 11-13-09 |    | 4   | 0-2    | .000  | 0-0        | .000 | 0-0         | .000 | 1        | 0   | 1   | 1.0 | 1  | 0 | 0   | 0   | 0   | 0   | 0.0 |
| SE LOUISIANA       | 11-19-09 |    | 7   | 1-3    | .333  | 0-0        | .000 | 0-0         | .000 | 1        | 1   | 2   | 1.5 | 1  | 0 | 1   | 0   | 0   | 2   | 1.0 |
| BETHUNE-COOKMAN    | 11-21-09 |    | 13  | 3-4    | .750  | 0-0        | .000 | 0-0         | .000 | 2        | 3   | 5   | 2.7 | 1  | 0 | 0   | 0   | 0   | 6   | 2.7 |
| TEXAS-PAN AMERICAN | 11-24-09 |    | 9   | 1-1    | 1.000 | 0-0        | .000 | 0-0         | .000 | 0        | 1   | 1   | 2.3 | 0  | 0 | 1   | 0   | 0   | 2   | 2.5 |
| vs Richmond        | 11-27-09 |    | 6   | 0-0    | .000  | 0-0        | .000 | 0-0         | .000 | 0        | 2   | 2   | 2.2 | 2  | 0 | 0   | 0   | 0   | 0   | 2.0 |
| vs Old Dominion    | 11-28-09 |    | 4   | 0-1    | .000  | 0-0        | .000 | 0-0         | .000 | 0        | 0   | 0   | 1.8 | 0  | 0 | 0   | 0   | 0   | 0   | 1.7 |
| ST. BONAVENTURE    | 12-05-09 |    | 15  | 2-4    | .500  | 0-0        | .000 | 3-4         | .750 | 1        | 4   | 5   | 2.3 | 0  | 0 | 0   | 3   | 0   | 7   | 2.4 |
| vs DePaul          | 12/10/09 |    | 14  | 0-1    | .000  | 0-0        | .000 | 0-2         | .000 | 1        | 3   | 4   | 2.5 | 3  | 0 | 3   | 0   | 0   | 0   | 2.1 |
| vs UCLA            | 12/12/09 |    | 6   | 2-2    | 1.000 | 0-0        | .000 | 0-0         | .000 | 1        | 0   | 1   | 2.3 | 1  | 0 | 1   | 0   | 0   | 4   | 2.3 |
| Totals             |          | 0  | 78  | 9-18   | .500  | 0-0        | .000 | 3-6         | .500 | 7        | 14  | 21  | 2.3 | 9  | 0 | 6   | 3   | 0   | 21  | 2.3 |

Games played: 9  
Minutes/game: 8.7  
Points/game: 2.3  
FG Pct: 50.0  
FT Pct: 50.0

Rebounds/game: 2.3  
Turnovers/game: 0.7  
Blocks/game: 0.3

#32 Jarvis Varnado

| Opponent           | Date     | gs | min | Total  |       | 3-Pointers |      | Free throws |       | Rebounds |     |     |      | pf | a | t/o | blk | stl | pts | avg  |
|--------------------|----------|----|-----|--------|-------|------------|------|-------------|-------|----------|-----|-----|------|----|---|-----|-----|-----|-----|------|
|                    |          |    |     | fg-fga | pct   | 3fg-fga    | pct  | ft-fa       | pct   | off      | def | tot | avg  |    |   |     |     |     |     |      |
| RIDER              | 11-13-09 | *  | 36  | 8-8    | 1.000 | 0-0        | .000 | 6-8         | .750  | 2        | 12  | 14  | 14.0 | 3  | 2 | 4   | 7   | 0   | 22  | 22.0 |
| SE LOUISIANA       | 11-19-09 | *  | 30  | 6-8    | .750  | 0-0        | .000 | 8-10        | .800  | 3        | 6   | 9   | 11.5 | 1  | 2 | 2   | 8   | 3   | 20  | 21.0 |
| BETHUNE-COOKMAN    | 11-21-09 | *  | 31  | 4-11   | .364  | 0-0        | .000 | 2-5         | .400  | 2        | 8   | 10  | 11.0 | 0  | 2 | 1   | 4   | 0   | 10  | 17.3 |
| TEXAS-PAN AMERICAN | 11-24-09 | *  | 27  | 6-8    | .750  | 0-0        | .000 | 0-2         | .000  | 4        | 11  | 15  | 12.0 | 2  | 1 | 0   | 8   | 1   | 12  | 16.0 |
| vs Richmond        | 11-27-09 | *  | 23  | 2-6    | .333  | 0-0        | .000 | 4-4         | 1.000 | 4        | 2   | 6   | 10.8 | 4  | 0 | 1   | 1   | 0   | 8   | 14.4 |
| vs Old Dominion    | 11-28-09 | *  | 19  | 6-7    | .857  | 0-0        | .000 | 3-5         | .600  | 4        | 2   | 6   | 10.0 | 2  | 0 | 1   | 5   | 0   | 15  | 14.5 |
| ST. BONAVENTURE    | 12-05-09 | *  | 21  | 5-7    | .714  | 0-0        | .000 | 4-5         | .800  | 0        | 8   | 8   | 9.7  | 1  | 1 | 2   | 4   | 3   | 14  | 14.4 |
| vs DePaul          | 12/10/09 | *  | 26  | 4-5    | .800  | 0-0        | .000 | 4-6         | .667  | 7        | 7   | 14  | 10.3 | 0  | 0 | 2   | 3   | 1   | 12  | 14.1 |
| vs UCLA            | 12/12/09 | *  | 34  | 5-11   | .455  | 0-0        | .000 | 3-6         | .500  | 2        | 9   | 11  | 10.3 | 2  | 0 | 1   | 7   | 0   | 13  | 14.0 |
| Totals             |          | 9  | 247 | 46-71  | .648  | 0-0        | .000 | 34-51       | .667  | 28       | 65  | 93  | 10.3 | 15 | 8 | 14  | 47  | 8   | 126 | 14.0 |

Games played: 9  
Minutes/game: 27.4  
Points/game: 14.0  
FG Pct: 64.8  
FT Pct: 66.7

Rebounds/game: 10.3  
Assists/game: 0.9  
Turnovers/game: 1.6  
Assist/turnover ratio: 0.6  
Steals/game: 0.9  
Blocks/game: 5.2

2009-2010 Mississippi State Basketball  
Mississippi State Individual Game-by-Game (as of Dec 12, 2009)  
All games

#33 Brandon Bolen

| Opponent    | Date     | gs | min | Total  |      | 3-Pointers |      | Free throws |      | Rebounds |     |     |     | pf | a | t/o | blk | stl | pts | avg |
|-------------|----------|----|-----|--------|------|------------|------|-------------|------|----------|-----|-----|-----|----|---|-----|-----|-----|-----|-----|
|             |          |    |     | fg-fga | pct  | 3fg-fga    | pct  | ft-fta      | pct  | off      | def | tot | avg |    |   |     |     |     |     |     |
| vs Richmond | 11-27-09 |    | 0   | 0-0    | .000 | 0-0        | .000 | 0-0         | .000 | 1        | 0   | 1   | 1.0 | 0  | 0 | 0   | 0   | 0   | 0   | 0.0 |
| Totals      |          | 0  | 0   | 0-0    | .000 | 0-0        | .000 | 0-0         | .000 | 1        | 0   | 1   | 1.0 | 0  | 0 | 0   | 0   | 0   | 0   | 0.0 |

Games played: 1

Rebounds/game: 1.0

#45 Elgin Bailey

| Opponent           | Date     | gs | min | Total  |      | 3-Pointers |      | Free throws |      | Rebounds |     |     |     | pf | a | t/o | blk | stl | pts | avg |
|--------------------|----------|----|-----|--------|------|------------|------|-------------|------|----------|-----|-----|-----|----|---|-----|-----|-----|-----|-----|
|                    |          |    |     | fg-fga | pct  | 3fg-fga    | pct  | ft-fta      | pct  | off      | def | tot | avg |    |   |     |     |     |     |     |
| SE LOUISIANA       | 11-19-09 |    | 3   | 0-1    | .000 | 0-0        | .000 | 0-0         | .000 | 0        | 0   | 0   | 0.0 | 0  | 0 | 0   | 0   | 0   | 0   | 0.0 |
| TEXAS-PAN AMERICAN | 11-24-09 |    | 4   | 0-1    | .000 | 0-0        | .000 | 1-4         | .250 | 0        | 0   | 0   | 0.0 | 0  | 0 | 1   | 1   | 0   | 1   | 0.5 |
| vs Richmond        | 11-27-09 |    | 4   | 0-1    | .000 | 0-0        | .000 | 0-0         | .000 | 0        | 0   | 0   | 0.0 | 1  | 0 | 0   | 0   | 0   | 0   | 0.3 |
| vs Old Dominion    | 11-28-09 |    | 6   | 0-1    | .000 | 0-0        | .000 | 0-1         | .000 | 0        | 0   | 0   | 0.0 | 1  | 0 | 0   | 0   | 0   | 0   | 0.3 |
| Totals             |          | 0  | 17  | 0-4    | .000 | 0-0        | .000 | 1-5         | .200 | 0        | 0   | 0   | 0.0 | 2  | 0 | 1   | 1   | 0   | 1   | 0.3 |

Games played: 4

Minutes/game: 4.3

Points/game: 0.3

FG Pct: 0.0

FT Pct: 20.0

Turnovers/game: 0.3

Blocks/game: 0.3

#TM TEAM

| Opponent           | Date     | gs | min | Total  |      | 3-Pointers |      | Free throws |      | Rebounds |     |     |     | pf | a | t/o | blk | stl | pts | avg |
|--------------------|----------|----|-----|--------|------|------------|------|-------------|------|----------|-----|-----|-----|----|---|-----|-----|-----|-----|-----|
|                    |          |    |     | fg-fga | pct  | 3fg-fga    | pct  | ft-fta      | pct  | off      | def | tot | avg |    |   |     |     |     |     |     |
| RIDER              | 11-13-09 |    | 0   | 0-0    | .000 | 0-0        | .000 | 0-0         | .000 | 2        | 1   | 3   | 3.0 | 0  | 0 | 0   | 0   | 0   | 0   | 0.0 |
| SE LOUISIANA       | 11-19-09 |    | 0   | 0-0    | .000 | 0-0        | .000 | 0-0         | .000 | 2        | 3   | 5   | 4.0 | 0  | 0 | 1   | 0   | 0   | 0   | 0.0 |
| BETHUNE-COOKMAN    | 11-21-09 |    | 0   | 0-0    | .000 | 0-0        | .000 | 0-0         | .000 | 1        | 1   | 2   | 3.3 | 0  | 0 | 0   | 0   | 0   | 0   | 0.0 |
| TEXAS-PAN AMERICAN | 11-24-09 |    | 0   | 0-0    | .000 | 0-0        | .000 | 0-0         | .000 | 1        | 2   | 3   | 3.3 | 0  | 0 | 0   | 0   | 0   | 0   | 0.0 |
| vs Richmond        | 11-27-09 |    | 0   | 0-0    | .000 | 0-0        | .000 | 0-0         | .000 | 2        | 1   | 3   | 3.2 | 0  | 0 | 0   | 0   | 0   | 0   | 0.0 |
| vs Old Dominion    | 11-28-09 |    | 0   | 0-0    | .000 | 0-0        | .000 | 0-0         | .000 | 0        | 3   | 3   | 3.2 | 0  | 0 | 2   | 0   | 0   | 0   | 0.0 |
| ST. BONAVENTURE    | 12-05-09 |    | 0   | 0-0    | .000 | 0-0        | .000 | 0-0         | .000 | 2        | 0   | 2   | 3.0 | 0  | 0 | 0   | 0   | 0   | 0   | 0.0 |
| vs DePaul          | 12/10/09 |    | 0   | 0-0    | .000 | 0-0        | .000 | 0-0         | .000 | 1        | 2   | 3   | 3.0 | 0  | 0 | 0   | 0   | 0   | 0   | 0.0 |
| vs UCLA            | 12/12/09 |    | 0   | 0-0    | .000 | 0-0        | .000 | 0-0         | .000 | 1        | 3   | 4   | 3.1 | 0  | 0 | 0   | 0   | 0   | 0   | 0.0 |
| Totals             |          | 0  | 0   | 0-0    | .000 | 0-0        | .000 | 0-0         | .000 | 12       | 16  | 28  | 3.1 | 0  | 0 | 3   | 0   | 0   | 0   | 0.0 |

Games played: 9

Rebounds/game: 3.1

Turnovers/game: 0.3

## 2008-09 Mississippi State Basketball Individual Career History

### Kodi Augustus

|         |       |          | Total  |      | 3-Point |      | F-Throws |      | Rebounds |     |     |     |    |    |     |    |     |     |     | Scoring |  |
|---------|-------|----------|--------|------|---------|------|----------|------|----------|-----|-----|-----|----|----|-----|----|-----|-----|-----|---------|--|
| Season  | gp-gs | min/avg  | fg-fga | pct  | fg-fga  | pct  | ft-fta   | pct  | off      | def | tot | avg | pf | fo | ast | to | blk | stl | pts | avg     |  |
| 2007-08 | 11-0  | 52/4.7   | 5-13   | .385 | 2-7     | .286 | 4-7      | .571 | 3        | 9   | 12  | 1.1 | 8  | 0  | 2   | 7  | 3   | 1   | 16  | 1.5     |  |
| 2008-09 | 25-9  | 328/13.1 | 52-108 | .481 | 10-31   | .323 | 42-53    | .792 | 30       | 56  | 86  | 3.4 | 38 | 1  | 8   | 33 | 7   | 7   | 156 | 6.2     |  |
| 2009-10 | 7-6   | 148/21.1 | 21-41  | .512 | 9-14    | .643 | 25-29    | .862 | 13       | 23  | 36  | 5.1 | 15 | 0  | 3   | 14 | 5   | 2   | 76  | 10.9    |  |
| TOTAL   | 43-15 | 528/12.3 | 78-162 | .481 | 21-52   | .404 | 71-89    | .798 | 46       | 88  | 134 | 3.1 | 61 | 1  | 13  | 54 | 15  | 10  | 248 | 5.8     |  |

### Elgin Bailey

|         |       |          | Total  |      | 3-Point |      | F-Throws |      | Rebounds |     |     |     |    |    |     |    |     |     |     | Scoring |  |
|---------|-------|----------|--------|------|---------|------|----------|------|----------|-----|-----|-----|----|----|-----|----|-----|-----|-----|---------|--|
| Season  | gp-gs | min/avg  | fg-fga | pct  | fg-fga  | pct  | ft-fta   | pct  | off      | def | tot | avg | pf | fo | ast | to | blk | stl | pts | avg     |  |
| 2007-08 | 31-0  | 212/6.8  | 18-38  | .474 | 0-0     | .000 | 16-41    | .390 | 20       | 26  | 46  | 1.5 | 43 | 0  | 1   | 16 | 8   | 4   | 52  | 1.7     |  |
| 2008-09 | 27-0  | 290/10.7 | 39-89  | .438 | 0-0     | .000 | 28-46    | .609 | 21       | 43  | 64  | 2.4 | 44 | 1  | 6   | 32 | 26  | 16  | 106 | 3.9     |  |
| 2009-10 | 4-0   | 17/4.3   | 0-4    | .000 | 0-0     | .000 | 1-5      | .200 | 0        | 0   | 0   | 0.0 | 2  | 0  | 0   | 1  | 1   | 0   | 1   | 0.3     |  |
| TOTAL   | 62-0  | 519/8.4  | 57-131 | .435 | 0-0     | .000 | 45-92    | .489 | 41       | 69  | 110 | 1.8 | 89 | 1  | 7   | 49 | 35  | 20  | 159 | 2.6     |  |

### Riley Benock

|         |       |          | Total  |      | 3-Point |      | F-Throws |      | Rebounds |     |     |     |    |    |     |    |     |     |     | Scoring |  |
|---------|-------|----------|--------|------|---------|------|----------|------|----------|-----|-----|-----|----|----|-----|----|-----|-----|-----|---------|--|
| Season  | gp-gs | min/avg  | fg-fga | pct  | fg-fga  | pct  | ft-fta   | pct  | off      | def | tot | avg | pf | fo | ast | to | blk | stl | pts | avg     |  |
| 2007-08 | 28-0  | 228/8.1  | 15-37  | .405 | 14-33   | .424 | 5-8      | .625 | 2        | 17  | 19  | 0.7 | 16 | 0  | 22  | 16 | 4   | 4   | 49  | 1.8     |  |
| 2008-09 | 36-0  | 409/11.4 | 26-67  | .388 | 21-56   | .375 | 8-12     | .667 | 5        | 27  | 32  | 0.9 | 35 | 1  | 25  | 17 | 2   | 16  | 81  | 2.3     |  |
| 2009-10 | 9-0   | 114/12.7 | 9-23   | .391 | 7-20    | .350 | 0-1      | .000 | 0        | 9   | 9   | 1.0 | 1  | 0  | 8   | 8  | 1   | 6   | 25  | 2.8     |  |
| TOTAL   | 73-0  | 751/10.3 | 50-127 | .394 | 42-109  | .385 | 13-21    | .619 | 7        | 53  | 60  | 0.8 | 52 | 1  | 55  | 41 | 7   | 26  | 155 | 2.1     |  |

### Brandon Bolen

|         |       |         | Total  |      | 3-Point |      | F-Throws |      | Rebounds |     |     |     |    |    |     |    |     |     |     | Scoring |  |
|---------|-------|---------|--------|------|---------|------|----------|------|----------|-----|-----|-----|----|----|-----|----|-----|-----|-----|---------|--|
| Season  | gp-gs | min/avg | fg-fga | pct  | fg-fga  | pct  | ft-fta   | pct  | off      | def | tot | avg | pf | fo | ast | to | blk | stl | pts | avg     |  |
| 2007-08 | 9-0   | 12/1.3  | 0-2    | .000 | 0-1     | .000 | 1-2      | .500 | 1        | 3   | 4   | 0.4 | 1  | 0  | 0   | 3  | 0   | 0   | 1   | 0.1     |  |
| 2008-09 | 13-0  | 23/1.8  | 1-4    | .250 | 0-0     | .000 | 0-0      | .000 | 0        | 1   | 1   | 0.1 | 0  | 0  | 1   | 0  | 0   | 2   | 2   | 0.2     |  |
| 2009-10 | 1-0   | 0/0.0   | 0-0    | .000 | 0-0     | .000 | 0-0      | .000 | 1        | 0   | 1   | 1.0 | 0  | 0  | 0   | 0  | 0   | 0   | 0   | 0.0     |  |
| TOTAL   | 23-0  | 35/1.5  | 1-6    | .167 | 0-1     | .000 | 1-2      | .500 | 2        | 4   | 6   | 0.3 | 1  | 0  | 1   | 3  | 0   | 2   | 3   | 0.1     |  |

### Dee Bost

|         |       |           | Total   |      | 3-Point |      | F-Throws |      | Rebounds |     |     |     |    |    |     |     |     |     |     | Scoring |  |
|---------|-------|-----------|---------|------|---------|------|----------|------|----------|-----|-----|-----|----|----|-----|-----|-----|-----|-----|---------|--|
| Season  | gp-gs | min/avg   | fg-fga  | pct  | fg-fga  | pct  | ft-fta   | pct  | off      | def | tot | avg | pf | fo | ast | to  | blk | stl | pts | avg     |  |
| 2008-09 | 36-36 | 1137/31.6 | 108-307 | .352 | 54-161  | .335 | 122-170  | .718 | 27       | 102 | 129 | 3.6 | 81 | 2  | 156 | 102 | 1   | 52  | 392 | 10.9    |  |
| 2009-10 | 9-9   | 292/32.4  | 28-74   | .378 | 22-48   | .458 | 22-30    | .733 | 4        | 37  | 41  | 4.6 | 17 | 1  | 43  | 26  | 1   | 10  | 100 | 11.1    |  |
| TOTAL   | 45-45 | 1429/31.8 | 136-381 | .357 | 76-209  | .364 | 144-200  | .720 | 31       | 139 | 170 | 3.8 | 98 | 3  | 199 | 128 | 2   | 62  | 492 | 10.9    |  |

### Ravern Johnson

|         |       |           | Total   |      | 3-Point |      | F-Throws |       | Rebounds |     |     |     |    |    |     |    |     |     |     | Scoring |  |
|---------|-------|-----------|---------|------|---------|------|----------|-------|----------|-----|-----|-----|----|----|-----|----|-----|-----|-----|---------|--|
| Season  | gp-gs | min/avg   | fg-fga  | pct  | fg-fga  | pct  | ft-fta   | pct   | off      | def | tot | avg | pf | fo | ast | to | blk | stl | pts | avg     |  |
| 2007-08 | 29-0  | 187/6.4   | 31-65   | .477 | 7-24    | .292 | 4-10     | .400  | 10       | 20  | 30  | 1.0 | 10 | 0  | 10  | 12 | 4   | 3   | 73  | 2.5     |  |
| 2008-09 | 36-36 | 1099/30.5 | 156-362 | .431 | 83-210  | .395 | 39-46    | .848  | 30       | 80  | 110 | 3.1 | 49 | 0  | 40  | 55 | 18  | 14  | 434 | 12.1    |  |
| 2009-10 | 9-9   | 245/27.2  | 51-93   | .548 | 27-56   | .482 | 1-1      | 1.000 | 6        | 27  | 33  | 3.7 | 10 | 0  | 8   | 12 | 4   | 4   | 130 | 14.4    |  |
| TOTAL   | 74-45 | 1531/20.7 | 238-520 | .458 | 117-290 | .403 | 44-57    | .772  | 46       | 127 | 173 | 2.3 | 69 | 0  | 58  | 79 | 26  | 21  | 637 | 8.6     |  |

### Wendell Lewis

|         |       |         | Total  |      | 3-Point |      | F-Throws |      | Rebounds |     |     |     |    |    |     |    |     |     |     | Scoring |  |
|---------|-------|---------|--------|------|---------|------|----------|------|----------|-----|-----|-----|----|----|-----|----|-----|-----|-----|---------|--|
| Season  | gp-gs | min/avg | fg-fga | pct  | fg-fga  | pct  | ft-fta   | pct  | off      | def | tot | avg | pf | fo | ast | to | blk | stl | pts | avg     |  |
| 2009-10 | 9-0   | 78/8.7  | 9-18   | .500 | 0-0     | .000 | 3-6      | .500 | 7        | 14  | 21  | 2.3 | 9  | 0  | 0   | 6  | 3   | 0   | 21  | 2.3     |  |
| TOTAL   | 9-0   | 78/8.7  | 9-18   | .500 | 0-0     | .000 | 3-6      | .500 | 7        | 14  | 21  | 2.3 | 9  | 0  | 0   | 6  | 3   | 0   | 21  | 2.3     |  |

## 2008-09 Mississippi State Basketball Individual Career History

### Taylor Luczak

| Season  | gp-gs | min/avg | Total  |       | 3-Point |       | F-Throws |      | Rebounds |     |     |     | pf | fo | ast | to | blk | stl | Scoring |     |
|---------|-------|---------|--------|-------|---------|-------|----------|------|----------|-----|-----|-----|----|----|-----|----|-----|-----|---------|-----|
|         |       |         | fg-fga | pct   | fg-fga  | pct   | ft-fta   | pct  | off      | def | tot | avg |    |    |     |    |     |     | pts     | avg |
| 2008-09 | 10-0  | 13/1.3  | 2-4    | .500  | 0-1     | .000  | 0-0      | .000 | 1        | 2   | 3   | 0.3 | 2  | 0  | 0   | 1  | 0   | 0   | 4       | 0.4 |
| 2009-10 | 6-0   | 10/1.7  | 1-1    | 1.000 | 1-1     | 1.000 | 0-0      | .000 | 0        | 2   | 2   | 0.3 | 3  | 0  | 0   | 2  | 0   | 0   | 3       | 0.5 |
| TOTAL   | 16-0  | 23/1.4  | 3-5    | .600  | 1-2     | .500  | 0-0      | .000 | 1        | 4   | 5   | 0.3 | 5  | 0  | 0   | 3  | 0   | 0   | 7       | 0.4 |

### Romero Osby

| Season  | gp-gs | min/avg  | Total  |      | 3-Point |      | F-Throws |      | Rebounds |     |     |     | pf | fo | ast | to | blk | stl | Scoring |     |
|---------|-------|----------|--------|------|---------|------|----------|------|----------|-----|-----|-----|----|----|-----|----|-----|-----|---------|-----|
|         |       |          | fg-fga | pct  | fg-fga  | pct  | ft-fta   | pct  | off      | def | tot | avg |    |    |     |    |     |     | pts     | avg |
| 2008-09 | 36-0  | 452/12.6 | 51-118 | .432 | 8-28    | .286 | 39-58    | .672 | 28       | 66  | 94  | 2.6 | 53 | 1  | 12  | 28 | 12  | 8   | 149     | 4.1 |
| 2009-10 | 9-0   | 127/14.1 | 17-35  | .486 | 3-9     | .333 | 12-18    | .667 | 9        | 22  | 31  | 3.4 | 8  | 0  | 7   | 12 | 4   | 2   | 49      | 5.4 |
| TOTAL   | 45-0  | 579/12.9 | 68-153 | .444 | 11-37   | .297 | 51-76    | .671 | 37       | 88  | 125 | 2.8 | 61 | 1  | 19  | 40 | 16  | 10  | 198     | 4.4 |

### Charles Parker

| Season  | gp-gs | min/avg | Total  |      | 3-Point |      | F-Throws |      | Rebounds |     |     |     | pf | fo | ast | to | blk | stl | Scoring |     |
|---------|-------|---------|--------|------|---------|------|----------|------|----------|-----|-----|-----|----|----|-----|----|-----|-----|---------|-----|
|         |       |         | fg-fga | pct  | fg-fga  | pct  | ft-fta   | pct  | off      | def | tot | avg |    |    |     |    |     |     | pts     | avg |
| 2009-10 | 6-0   | 8/1.3   | 1-4    | .250 | 0-1     | .000 | 0-1      | .000 | 0        | 1   | 1   | 0.2 | 2  | 0  | 0   | 2  | 0   | 0   | 2       | 0.3 |
| TOTAL   | 6-0   | 8/1.3   | 1-4    | .250 | 0-1     | .000 | 0-1      | .000 | 0        | 1   | 1   | 0.2 | 2  | 0  | 0   | 2  | 0   | 0   | 2       | 0.3 |

### Baxter Price

| Season  | gp-gs | min/avg | Total  |       | 3-Point |      | F-Throws |      | Rebounds |     |     |     | pf | fo | ast | to | blk | stl | Scoring |     |
|---------|-------|---------|--------|-------|---------|------|----------|------|----------|-----|-----|-----|----|----|-----|----|-----|-----|---------|-----|
|         |       |         | fg-fga | pct   | fg-fga  | pct  | ft-fta   | pct  | off      | def | tot | avg |    |    |     |    |     |     | pts     | avg |
| 2009-10 | 6-0   | 7/1.2   | 1-1    | 1.000 | 0-0     | .000 | 0-0      | .000 | 1        | 1   | 2   | 0.3 | 0  | 0  | 0   | 0  | 0   | 1   | 2       | 0.3 |
| TOTAL   | 6-0   | 7/1.2   | 1-1    | 1.000 | 0-0     | .000 | 0-0      | .000 | 1        | 1   | 2   | 0.3 | 0  | 0  | 0   | 0  | 0   | 1   | 2       | 0.3 |

### John Riek

### Renardo Sidney

### Shaun Smith

### Barry Stewart

| Season  | gp-gs  | min/avg   | Total    |      | 3-Point |      | F-Throws |      | Rebounds |     |     |     | pf  | fo | ast | to  | blk | stl | Scoring |      |
|---------|--------|-----------|----------|------|---------|------|----------|------|----------|-----|-----|-----|-----|----|-----|-----|-----|-----|---------|------|
|         |        |           | fg-fga   | pct  | fg-fga  | pct  | ft-fta   | pct  | off      | def | tot | avg |     |    |     |     |     |     | pts     | avg  |
| 2006-07 | 35-0   | 848/24.2  | 96-240   | .400 | 68-174  | .391 | 82-107   | .766 | 28       | 83  | 111 | 3.2 | 51  | 0  | 43  | 27  | 5   | 32  | 342     | 9.8  |
| 2007-08 | 34-34  | 1214/35.7 | 129-337  | .383 | 62-186  | .333 | 71-102   | .696 | 46       | 111 | 157 | 4.6 | 80  | 2  | 88  | 78  | 4   | 44  | 391     | 11.5 |
| 2008-09 | 36-36  | 1138/31.6 | 126-343  | .367 | 72-197  | .365 | 121-156  | .776 | 28       | 107 | 135 | 3.8 | 84  | 2  | 66  | 66  | 10  | 46  | 445     | 12.4 |
| 2009-10 | 9-9    | 300/33.3  | 32-90    | .356 | 17-50   | .340 | 15-20    | .750 | 5        | 19  | 24  | 2.7 | 13  | 0  | 27  | 8   | 2   | 2   | 96      | 10.7 |
| TOTAL   | 114-79 | 3500/30.7 | 383-1010 | .379 | 219-607 | .361 | 289-385  | .751 | 107      | 320 | 427 | 3.7 | 228 | 4  | 224 | 179 | 21  | 124 | 1274    | 11.2 |



## 2008-09 Mississippi State Basketball Individual Career History

### Phil Turner

| Season  | gp-gs | min/avg   | Total   |      | 3-Point |      | F-Throws |       | Rebounds |     |     |     | pf  | fo | ast | to | blk | stl | Scoring |     |
|---------|-------|-----------|---------|------|---------|------|----------|-------|----------|-----|-----|-----|-----|----|-----|----|-----|-----|---------|-----|
|         |       |           | fg-fga  | pct  | fg-fga  | pct  | ft-fta   | pct   | off      | def | tot | avg |     |    |     |    |     |     | pts     | avg |
| 2007-08 | 30-11 | 498/16.6  | 41-124  | .331 | 24-79   | .304 | 15-27    | .556  | 18       | 66  | 84  | 2.8 | 43  | 1  | 25  | 28 | 10  | 26  | 121     | 4.0 |
| 2008-09 | 36-27 | 863/24.0  | 101-220 | .459 | 46-122  | .377 | 57-73    | .781  | 49       | 149 | 198 | 5.5 | 72  | 0  | 57  | 51 | 18  | 46  | 305     | 8.5 |
| 2009-10 | 9-3   | 207/23.0  | 20-57   | .351 | 6-24    | .250 | 5-5      | 1.000 | 13       | 37  | 50  | 5.6 | 13  | 0  | 16  | 10 | 5   | 13  | 51      | 5.7 |
| TOTAL   | 75-41 | 1568/20.9 | 162-401 | .404 | 76-225  | .338 | 77-105   | .733  | 80       | 252 | 332 | 4.4 | 128 | 1  | 98  | 89 | 33  | 85  | 477     | 6.4 |

### Jarvis Varnado

| Season  | gp-gs  | min/avg   | Total   |      | 3-Point |      | F-Throws |      | Rebounds |     |     |      | pf  | fo | ast | to  | blk | stl | Scoring |      |
|---------|--------|-----------|---------|------|---------|------|----------|------|----------|-----|-----|------|-----|----|-----|-----|-----|-----|---------|------|
|         |        |           | fg-fga  | pct  | fg-fga  | pct  | ft-fta   | pct  | off      | def | tot | avg  |     |    |     |     |     |     | pts     | avg  |
| 2006-07 | 35-13  | 473/13.5  | 75-116  | .647 | 0-1     | .000 | 24-45    | .533 | 61       | 85  | 146 | 4.2  | 74  | 1  | 11  | 19  | 67  | 12  | 174     | 5.0  |
| 2007-08 | 34-34  | 968/28.5  | 109-170 | .641 | 1-2     | .500 | 50-100   | .500 | 75       | 189 | 264 | 7.8  | 99  | 5  | 18  | 41  | 157 | 18  | 269     | 7.9  |
| 2008-09 | 36-36  | 1012/28.1 | 180-328 | .549 | 0-1     | .000 | 104-159  | .654 | 103      | 214 | 317 | 8.8  | 83  | 2  | 28  | 60  | 170 | 22  | 464     | 12.9 |
| 2009-10 | 9-9    | 247/27.4  | 46-71   | .648 | 0-0     | .000 | 34-51    | .667 | 28       | 65  | 93  | 10.3 | 15  | 0  | 8   | 14  | 47  | 8   | 126     | 14.0 |
| TOTAL   | 114-92 | 2700/23.7 | 410-685 | .599 | 1-4     | .250 | 212-355  | .597 | 267      | 553 | 820 | 7.2  | 271 | 8  | 65  | 134 | 441 | 60  | 1033    | 9.1  |