



MISSISSIPPI STATE 2008-09 MEN'S BASKETBALL

Game #11: Mississippi State (7-3) vs. Cincinnati (7-2)
Thursday, December 18, 2008 • 5:30 P.M. • Cincinnati, OH
U.S. Bank Arena (17,000) • TV: ESPN2

TV Talent: Dan Schulman, Bobby Knight, Allen Hopkins

Mississippi State Athletic Media Relations • PO Box 5308 • MSU, MS 39762

Men's Basketball SID: Gregg Ellis

Phone: 662-325-3595

Email: gellis@athletics.msstate.edu

2008-09 MSU RESULTS (7-3)

DATE	OPPONENT (TV)	SCORE/TIME
Nov. 15	CENTENARY	W 77-55
Nov. 17	UL MONROE	W 78-49
Nov. 19	#NORTH ALABAMA	W 102-61
Nov. 22	#FAIRLEIGH DICKINSON	W 84-58
Nov. 25	at St. Bonaventure	W 76-71
Nov. 28	^Washington State	L 63-52
Nov. 29	^Texas Tech	L 77-73
Dec. 6	ALABAMA STATE	W 76-67
Dec. 10	CHARLOTTE	L 70-64
Dec. 13	SOUTH ALABAMA	W 79-60
Dec. 18	!Cincinnati (ESPN2)	5:30 p.m.
Dec. 22	*Nicholls State	7 p.m.
Dec. 30	SAN DIEGO (FSN)	8 p.m.
Jan. 3	HOUSTON (CSS)	3 p.m.
Jan. 5	WESTERN KENTUCKY (CSS)	7 p.m.
Jan. 10	at Arkansas (FSN)	6 p.m.
Jan. 14	ALABAMA	7 p.m.
Jan. 17	VANDERBILT (FSN)	7 p.m.
Jan. 21	at LSU	7 p.m.
Jan. 24	at Georgia (ESPN2)	5 p.m.
Jan. 31	OLE MISS (Raycom)	Noon
Feb. 3	at Kentucky	6 p.m.
Feb. 7	ARKANSAS (Raycom)	2 p.m.
Feb. 11	LSU	7 p.m.
Feb. 14	at Auburn (FSN)	4 p.m.
Feb. 18	SOUTH CAROLINA	7 p.m.
Feb. 21	at Alabama	3 p.m.
Feb. 25	at Tennessee (Raycom)	8 p.m.
Feb. 28	AUBURN	5 p.m.
Mar. 4	FLORIDA	8 p.m.
Mar. 7	at Ole Miss	TBA
M. 12-15	at SEC Tournament (Raycom/CBS)	TBA

- Legends Classic, regional rounds (Starkville, Miss.)
^ - Legends Classic, championship rounds (Newark, N.J.)
! - SEC/Big East Challenge (Cincinnati, Ohio)
* - at Jackson (Mississippi Coliseum)
+ - at Tampa, Fla. (St. Pete Times Forum)

MSU-Cincinnati Game Facts

MISSISSIPPI STATE BULLDOGS

Coach: Rick Stansbury
Alma Mater: (Campbellsville, 1982)
MSU Record: 215-118 (11th year)
Career Record: 215-118 (11th year)

CINCINNATI BEARCATS

Coach: Mike Cronin
Alma Mater: (Cincinnati)
School Record: 31-40 (3rd year)
Career Record: 100-64 (6th year)

SERIES INFORMATION

Series Record: MSU leads, 2-1
Last Meeting: 90-56, UC (Dec. 21, 2001 @ Las Vegas)

MISSISSIPPI STATE BULLDOGS (7-3)

Pos.	No.	Name	Ht.	Wt.	Cl.	Hometown	PPG	RPG	APG
C	32	Jarvis Varnado	6-9	210	Jr.	Brownsville, TN	12.4	10.5	6.2 bpg
G	25	Phil Turner	6-8	220	So.	Grenada, MS	4.9	2.8	1.6
G	3	Dee Bost	6-2	170	Fr.	Concord, NC	9.5	2.9	4.6
G	22	Barry Stewart	6-3	170	Jr.	Shelbyville, TN	9.8	2.8	1.4
G	2	Ravarn Johnson	6-7	175	So.	Lyon, MS	11.8	4.2	1.0
F	5	Romero Osby	6-8	230	Fr.	Meridian, MS	7.4	4.0	0.7
G	13	Twany Beckham	6-5	190	Fr.	Louisville, KY	3.9	1.3	1.6

CINCINNATI (7-2)

Pos.	No.	Name	Ht.	Wt.	Cl.	Hometown	PPG	RPG	APG
G	5	Deonta Vaughn	6-1	190	Jr.	Indianapolis, IN	14.6	3.7	4.6
G	11	Larry Davis	6-3	195	So.	Houston, TX	7.0	2.4	2.0
F	21	Mike Williams	6-7	240	Sr.	Camden, AL	9.1	5.4	1.6
F	22	Rashad Bishop	6-6	225	So.	Newark, NJ	5.2	4.2	1.8
F	11	Yancy Gates	6-9	260	Fr.	Cincinnati, OH	9.7	5.6	0.3
G	1	Dion Dixon	6-3	195	Fr.	Chicago, IL	5.9	3.9	1.4
F	2	Alvin Mitchell	6-5	210	So.	Ft. Lauderdale, FL	9.3	4.0	1.7

Officials: TBA

BULLDOGS PARTAKE IN SEC/BIG EAST INVITATIONAL

Mississippi State wrapped up its three-game homestand on Saturday with a convincing 79-60 victory against South Alabama, marking the Bulldogs' final game at Humphrey Coliseum until Dec. 30. Now, it's back on the road, where MSU battles Cincinnati on Thursday in the SEC/Big East Invitational. It's the first time MSU has faced a Big East foe since battling West Virginia in the 2007 NIT Final Four in New York City.

LOOKING TO SNAP LOSING SKID AWAY FROM THE HUMP

Mississippi State travels to Cincinnati having lost two-straight games away from the friendly confines of Humphrey Coliseum. In the Legends Classic nearly three weeks ago in Newark, N.J., the Bulldogs dropped both their games to Washington State and Texas Tech. Overall, State is 1-2 on the road this young season, having won at St. Bonaventure. With Rick Stansbury at the helm, the Bulldogs are 47-62 on the road. That ledger is tops in the Southeastern Conference's Western Division and fourth overall.



MOVING ON UP

With six blocks against the Jaguars, junior forward **Jarvis Varnado** continued his climb toward the top of the career SEC record books, as he surpassed former Alabama standout Robert Horry (1989-92) to move into sole possession of fourth place. With 286 blocks, Varnado now trails just Arkansas' Steven Hill (318), Georgia's Lavon Mercer (327), Auburn's Kyle Davis (360) and record holder Shaquille O'Neal (412) from LSU. This season, Varnado leads both the SEC and the nation with 62 blocks, an average of 6.2.

HEY, IT'S A NEW LINEUP

After going with the same starting five for the first nine games, MSU tweaked its lineup against South Alabama, replacing guard **Phil Turner** for forward **Kodi Augustus**. Going with the smaller lineup worked, as MSU scored its third-most points of the season. Turner excelled as well, as he poured in a season-high 10 points on 3-of-6 shooting. Augustus came off the bench and totaled seven points.

BACK TO THEIR WINNING WAYS

After seeing their nine-game home winning streak come to an end against Charlotte, the Bulldogs rebounded nicely with a sound 79-60 victory against South Alabama. What made the win really impressive was that MSU limited the Jaguars to just one assist, the fewest against a Stansbury-coached team.

Statistical Comparison MSU vs. Cincinnati

2008-09 Stats	MSU	UC
2008-09 Record	7-3	7-2
Conference Record	0-0	0-0
Scoring	76.1	72.9
Scoring Defense	63.1	59.2
Scoring Margin	+13.0	+13.7
Field Goal Pct	45.6	44.8
Opp. Field Goal Pct	35.4	35.7
3-Point FG Percentage	36.5	34.7
Opp. 3-Point FG Pct	32.3	27.4
Free Throw Percentage	68.7	65.1
Opp. Free Throw Pct	59.6	67.9
Rebounding Average	42.9	43.6
Opp. Rebounding Ave.	37.4	32.3
Rebound Margin	+5.5	+11.2
Turnovers	16.7	16.2
Turnover Margin	-2.3	-2.3
Assists	13.2	15.3
Blocked Shots	10.6	4.3
Steals	7.0	5.9

Statistical Leaders MSU vs. Cincinnati

Scoring			
MSU	PPG	UC	PPG
Varnado	12.4	Vaughn	14.6
R. Johnson	11.8	Gates	9.7

Rebounding			
MSU	RPG	UC	RPG
Varnado	10.5	Gates	5.6
Augustus	5.0	Williams	5.4

Assists			
MSU	APG	UC	APG
Bost	4.6	Vaughn	4.6
Turner	1.6	Davis	2.0

Blocks			
MSU	BPG	UC	BPG
Varnado	6.2	McClain	1.3
Bailey	1.9	Gates	1.1

Steals			
MSU	SPG	UC	SPG
Bost	1.3	Vaughn	1.2
Stewart	1.0	Bishop	1.0

Field Goal Percentage (50 minimum)			
MSU	FG%	UC	FG%
Varnado	62.8	Gates	59.1
R. Johnson	48.8	Williams	48.3

3-Point FG Percentage (25 minimum)			
MSU	3FG%	UC	3FG%
R. Johnson	52.2	Mitchell	41.9
Bost	35.0	Davis	37.8

Free Throw Percentage (15 minimum)			
MSU	FT%	UC	FT%
Turner	87.5	Vaughn	79.4
Augustus	85.2	Williams	78.8

MSTATE 8-12 AGAINST BIG EAST CONFERENCE FOES

Entering Thursday's showdown against Cincinnati, the Bulldogs are 8-12 against the 16 teams that currently comprise the Big East Conference. However, Mississippi State has only played against 10 of the teams. The six the Bulldogs have never faced are Georgetown, Marquette, Notre Dame, Providence, Seton Hall and St. John's.

MSU has faced Louisville the most (4 games) but trails the series, 3-1. The second-most common foe are the Orangemen of Syracuse, a team the Bulldogs last played in 2005, losing 71-58 in the Coaches vs. Cancer Classic in Madison Square Garden.

THE BREAKDOWN AGAINST THE BIG EAST

Opponent	Record Against	Opponent	Record Against
Cincinnati	2-1	Rutgers	0-1
Connecticut	2-1	South Florida	2-0
DePaul	0-1	Syracuse	0-3
Louisville	1-3	Villanova	0-1
Pittsburgh	1-0	West Virginia	0-1

MSU AIMS FOR CONTINUED NON-CONFERENCE SUCCESS

Including last year's 11-7 ledger against non-conference foes, Mississippi State has now compiled a dominant 119-37 (.763) record against non-conference opponents during the Rick Stansbury era (since 1998-99), including a 109-28 (.796) regular-season mark versus non-league foes.

DECEMBER AND HOME DOMINANCE UNDER STANSBURY

Including last year's 5-2 December record, the Bulldogs are 63-13 (.829) in the month of December since Rick Stansbury was named head coach.

Dating back to the 1987-88 season when Richard Williams was overseeing the program, Mississippi State owns a composite ledger of 121-37 (.766) in December.

At home, MSU has put together a 128-29 (.815) mark at Humphrey Coliseum under Stansbury's guidance, including a 60-20 (.750) SEC record and 68-9 (.883) ledger at home against non-conference foes.

The Bulldogs, who are 6-1 this year, had their nine-game winning streak at the Hump last week against Charlotte but have still won 14 out of the last 16. Prior to the setback against the 49ers, MSU's last loss on its home floor came on Feb. 2, 2008, against Tennessee, 76-71. The Volunteers entered the game 18-2 and ranked No. 7 nationally.

MISSISSIPPI STATE'S RECORD WHEN . . .

During the Rick Stansbury era of Mississippi State hoops, the Bulldogs are: 172-25 when leading at halftime (7-0 this year); 152-30 when shooting 45 percent or better from the field (6-0); 177-55 when the opposition shoots less than 45 percent from the field (7-2); 178-67 when out-rebounding or tying the opponent (5-1); and 133-24 when holding the opponent to 65 points or less (5-1).

NOW THAT HAS A FAMILIAR RING

Last year, the Bulldogs led the Southeastern Conference in scoring defense (65.5), field goal percentage defense (.370), rebounding offense (40.7) and blocked shots (7.85).

Compared to their 10 games this season, the statistical numbers are quite similar. So far, MSU is yielding just 63.1 points on just 35.4 percent shooting from the floor and grabbing 42.9 rebounds to go along with its 106 blocked shots. Jarvis Varnado, who led the nation a year ago with a school-record 157 blocks, has 62.

SEC AND THE NBA

The SEC was well represented on opening day for the NBA, as 38 former players were on 22 of the 30 NBA team's rosters.

Included in that mix was former Mississippi State All-SEC standout Erick Dampier, who guided the Bulldogs to the 1996 Final Four.

Dampier, the 10th overall pick by the Indiana Pacers in the 1996 draft, is in his fifth season with Dallas Mavericks. In his first 12 NBA seasons, Dampier has averaged 8.1 points.

SEC Team Rankings

Category	Rank
Scoring	8
Scoring Defense	6
Scoring Margin	4
Field Goal Pct	7
Opp. Field Goal Pct	2
3-point FG Pct	T4
Opp. 3-point FG Pct	7
3-point FG Made	5
Free Throw Pct	7
Rebounding Average	3
Opp. Rebounding Avg	11
Offensive Rebounds	8
Rebound Margin	6
Turnovers	11
Turnover Margin	11
Assists	9
Blocked Shots	1
Steals	9
Assist/Turnover ratio	10

SEC Individual Rankings

Category	Rank
Scoring	Varnado (21)
Rebs	Varnado (1)
Assists	Bost (5)
Blocked Shots	Varnado (1)
FT pct	Osby (9)
3-pointers made	Johnson (5)

MSU vs. Cincinnati

(MSU leads, 2-1)

1980: MSU, 82-72 Biloxi#
1996: MSU, 73-63 Lexington\$
2002: UC, 90-56 Las Vegas@

Neutral Sites: MSU Leads, 2-1

- Babe McCarthy Tip-Off
\$ - NCAA Southeast Regional
@ - Las Vegas Classic

DUNKS

After setting a school record with 144 dunks last year, MSU has 41 this year. Last Saturday against South Alabama, the Bulldogs had a season-high eight, including seven from Jarvis Varnado.

MISSISSIPPI STATE QUICK FACTS

LOCATION:

Starkville, Mississippi

FOUNDED:

February 28, 1878

CONFERENCE:

Southeastern (SEC Western Division)

ENROLLMENT:

17,824 (Spring 2008)

COLORS:

Maroon (PMS 202) and White

NICKNAME (MASCOT):

Bulldogs (Bully)

HOME COURT (CAPACITY):

Humphrey Coliseum (10,500)

RECORD IN HOME ARENA:

334-127 (.725) since 1975-76

LARGEST HOME CROWD:

10,735 (Feb. 7, 2004 vs Ole Miss)

INTERIM PRESIDENT:

Dr. Roy H. Ruby (Mississippi State, 1961)

FACULTY ATHLETICS REPRESENTATIVE:

Dr. Steven C. Turner (Mercer, 1975)

DIRECTOR OF ATHLETICS:

Greg Byrne (Arizona State, 1994)

HEAD BASKETBALL COACH:

Rick Stansbury (Campbellsville, 1982)

ASSISTANT BASKETBALL COACHES:

Robert Kirby (Pan American, 1983)

Phil Cunningham (Campbellsville, 1990)

Marcus Grant (Mississippi State, 1995)

COORDINATOR OF BASKETBALL OPERATIONS:

Talvis Franklin (Mississippi State, 2007)

BASKETBALL TRAINER:

Scott Johnson (UT-Chattanooga, 1998)

BASKETBALL SID:

Gregg Ellis (Ole Miss, 1994)

2007-08 SEASON RECORDS:

Overall Record: 23-11

SEC Record: 12-4, First in West

FIRST YEAR OF MSU BASKETBALL:

1908-09 (1,226-1,031 in 97th Season)

NCAA TOURNAMENT APPEARANCES:

9 (2008, 2005-04-03-02, 1996-95, '91, '63) – 11-9

BEST NCAA TOURNAMENT FINISHES:

1996 Final Four; 1995 Sweet Sixteen

NIT APPEARANCES:

6 (2007-2001-1999-1994-1990-1979) – 6-6

BEST NIT FINISH:

2007 National Semifinals

SEC TOURNAMENT CHAMPIONSHIPS:

2 (2002-1996)

SEC OVERALL CHAMPIONSHIPS:

6 (2004-1991-1963-1962-1961-1959)

SEC WESTERN DIVISION TITLES:

6 (2008-2007-2004-2003-1996-1995)

TRACKING MSU PLAYERS & COACHES IN THE RECORD BOOKS

Blocked Shots

Career Leaders

1. Jarvis Varnado.....	286
2. Erick Dampier.....	249
3. Tyrone Washington.....	198
4. Kalpatrick Wells.....	183
5. Rickey Brown.....	163
6. Charles Rhodes.....	110
7. Wiley Peck.....	117
8. Derrick Zimmerman.....	89
9. Marcus Campbell.....	87
10. Marcus Grant.....	72

Coaching Leaders

Overall Games Coached

1. Richard Williams.....	354
2. Rick Stansbury.....	333
3. Babe McCarthy.....	254
4. Kermit Davis.....	182
5. E.C. Hayes.....	178
6. Paul Gregory.....	158
7. Bob Boyd.....	142
8. Stanfield Hitt.....	137
9. Joe Dan Gold.....	125
10. R. G. Dauber.....	90

Coaching Leaders

SEC Coaching Wins

1. Richard Williams.....	89-113
2. Babe McCarthy.....	88-54
3. Rick Stansbury.....	87-73
4. Kermit Davis.....	44-82
5. Stanfield Hitt.....	41-55
6. Paul Gregory.....	33-83
7. Joe Dan Gold.....	32-56
8. Bob Boyd.....	29-61
9. Franik Carideo.....	27-31
10. Jim Hatfield.....	21-33

MSU KNOWS HOW TO WIN GAMES AT 'THE HUMP'

Over the course of the last decade, Mississippi State's Humphrey Coliseum has become a difficult venue for opposing teams. Since the 2006-07 season, the Bulldogs have posted a 32-7 mark for an .821 winning percentage. The Bulldogs reached twin-digit home wins during each of coach Rick Stansbury's previous 10 seasons at the MSU helm and are on pace to do so again this year.

Mississippi State is now 128-29 (.815) overall at Humphrey Coliseum under Stansbury's direction, including a 60-20 (.750) SEC mark and a 68-9 (.883) record against non-conference opponents.

The Bulldogs have compiled a 32-season composite record of 334-127 (.725) at "The Hump" since Mississippi State's basketball facility opened prior to the 1975-76 campaign.

TRACKING THE BULLDOGS' HOME SUCCESS UNDER RICK STANSBURY'S GUIDANCE

Season	Overall		SEC		Non-SEC	
	Record	Win %	Record	Win %	Record	Win %
1998-99	12-2	.857	6-2	.750	6-0	1.000
1999-00	10-4	.714	4-4	.500	6-0	1.000
2000-01	13-4	.765	6-2	.750	7-2	.778
2001-02	13-1	.929	7-1	.875	6-0	1.000
2002-03	12-2	.857	7-1	.875	5-1	.833
2003-04	12-2	.857	6-2	.750	6-0	1.000
2004-05	11-2	.846	6-2	.750	5-0	1.000
2005-06	11-5	.688	5-3	.625	6-2	.750
2006-07	16-3	.842	6-2	.750	10-1	.909
2007-08	12-3	.800	7-1	.875	5-2	.714
2008-09	6-1	.857	0-0	.000	6-1	.857
11-YEAR TOTALS	128-29	.815	60-20	.750	68-9	.883

RICK STANSBURY'S CAREER RECORD AS HEAD BASKETBALL COACH AT MSU

Season	Overall	SEC/Finish	Postseason	SEC Highlights
1998-99	20-13	8-8/t-3rd (W)	NIT (1st Rnd)	Semis of SEC Tournament
1999-00	14-16	5-11/t-5th (W)		
2000-01	18-13	7-9/t-4th (W)	NIT (Quarters)	
2001-02	27-8	10-6/2nd (W)	NCAA (2nd Rnd)	2nd in SEC West; Won SEC trny title
2002-03	21-10	9-7/1st (W)	NCAA (1st Rnd)	1st in SEC West; Finals of SEC trny
2003-04	26-4	14-2/1st	NCAA (2nd Rnd)	1st in SEC; 1st in SEC West
2004-05	23-11	9-7/3rd (W)	NCAA (2nd Rnd)	4th straight winning season in SEC play
2005-06	15-15	5-11/4th (W)		
2006-07	21-14	8-8/t-1st (W)	NIT (Semifinals)	T-1st in SEC West; Semis of SEC trny
2007-08	23-11	12-4/1st (W)	NCAA (2nd Rnd)	Semis of SEC Tournament
2008-09	7-3			
10-year totals	215-118	87-73 (.521)	5 NCAA; 3 NIT; 1 SEC title; 4 West titles; 1 SEC trny title	

DID YOU KNOW . . .

Mississippi State coach Rick Stansbury, now in his 11th season, is 21 games shy of tying Richard Williams' record mark of 354 games coached. Williams coached at MSU from 1986-87 to 1997-98.

DID YOU KNOW, Part II . . .

There have been 19 double-doubles recorded so far in the SEC this year. Mississippi State's Jarvis Varnado has accounted for four, while Kentucky's Patrick Patterson leads the league with six. Third is Michael Washington of Arkansas with three.

DID YOU KNOW, Part III . . .

In the last six years, only one SEC team has won four divisional titles – Mississippi State.

MISSISSIPPI STATE BY THE NUMBERS . . .

MSU'S 2008-09 RECORD WHEN . . .

Leads at Halftime	7-0
Trails at Halftime	0-3
Is Tied at Halftime	0-0
Shoots 45% or better from the field	6-0
Shoots less than 45% from the field	1-3
Opp. shoots less than 45% from the field	7-3
Opp. shoots 45% or better from the field	0-0
Outrebounds (or ties) the opponent	5-1
Outrebounded by the opponent	2-2
Commits fewer (or ties) TOs than opponent	4-1
Commits more TOs than opponent	3-2
Holds opponents to 65 points or less	5-1
In games decided by 10 points or less	2-2

MSU'S 2008-09 RECORD IN . . .

All Games	7-3
Home Games	6-1
Road Games	1-0
Neutral-sites	0-2
Non-SEC Games	7-3
Non-SEC Home Games	6-1
Non-SEC Road Games	1-0
Non-SEC Neutral-site Games	0-2
SEC Games	0-0
SEC Home Games	0-0
SEC Road Games	0-0
Games vs. SEC Western Division	0-0
Games vs. SEC Eastern Division	0-0
November Games	5-2
December Games	2-1
January Games	0-0
February Games	0-0
March Games	0-0
Monday Games	1-0
Tuesday Games	1-0
Wednesday Games	1-1
Friday Games	0-1
Saturday Games	4-1
Overtime Games	0-0
Television Games	0-2
Games vs. Ranked Opponents	0-0

MISC. 2008-09 TEAM STATS

Largest Lead Surrendered in Loss:

4, vs. Texas Tech (11-29-08)

Largest Deficit Overcome in Win:

3, at St. Bonaventure (11-25-08)

Largest Lead at Anytime:

42, North Alabama (11-19-08)

Largest Deficit Anytime:

24, Charlotte (12-10-08)

MISCELLANEOUS MSU INDIVIDUAL STATISTICS

Games Scoring in Double Figures: Barry Stewart 6, Ravern Johnson 6, Jarvis Varnado 6, Dee Bost 4, Kodi Augustus 3, Elgin Bailey 2, Romero Osby 2, Phil Turner.

Games Scoring 20-plus Points: Jarvis Varnado 2, Ravern Johnson

Games Rebounding in Double Figures: Jarvis Varnado 6.

Games With Double Figures in Assists: Dee Bost.

Games With Double-Doubles: Jarvis Varnado 4.

Games As Team's High Scorer (or co-leader): Jarvis Varnado 5, Barry Stewart 3, Kodi Augustus 2, Dee Bost 2, Ravern Johnson.

Games As Team's High Rebounder (or co-leader): Jarvis Varnado 9, Dee Bost.

Games As Team's Leader in Assists (or co-leader): Dee Bost 8, Barry Stewart 2, Jarvis Varnado, Twany Beckham.

MSU'S RECORD BY STARTING LINEUP

Bost, Stewart, R. Johnson, Varnado, Augustus	6-3
Bost, Stewart, R. Johnson, Varnado, Turner	1-0

WIN-LOSS DIFFERENTIAL

Diff.	1	2	3	4	5	6	7	8	9	10	11	12	13	14	15	16	17	18	19	20	21	22	23	24	25+
Won					1				1										1			1			3
Lost				1		1				1															

A CLOSER LOOK AT MISSISSIPPI STATE BASKETBALL WITH RICK STANSBURY

MSU Overall Highest Points Scored

11/23/99	ARK-PINE BLUFF	107
03/02/04	AUBURN	105
11/17/98	vs. Ark-Pine Bluff	105
12/15/05	vs. Jacksonville St.	104
12/20/04	FLORIDA A&M	104
12/15/01	vs. LA-Monroe	104
11/19/08	NORTH ALABAMA	102
11/30/00	ALABAMA A&M	102
03/17/07	BRADLEY	101
12/02/02	ALABAMA A&M	100
11/30/02	JACKSONVILLE	100

MSU Overall Highest 3-Pointers Made

12/03/05	SANTA CLARA*	14
03/02/04	AUBURN	14
03/04/00	ALABAMA	14
02/03/07	LSU	13
11/21/04	NICHOLLS STATE	13
03/03/01	SOUTH CAROLINA	13
12/11/99	CENTENARY	13
01/19/08	@ Alabama	12
03/17/07	BRADLEY	12
02/24/07	@ Georgia	12
12/16/06	MCNEESE STATE	12
11/11/06	NICHOLLS	12
03/01/06	@ Arkansas	12
02/09/02	ALABAMA	12
01/10/01	FLORIDA	12
11/27/99	vs. Rutgers	12

MSU Overall Highest Free Throws Made

12/08/01	ARKANSAS STATE	33
12/28/00	vs. LA-Lafayette	33
02/27/02	ARKANSAS	32
01/27/01	MISSISSIPPI	32
02/07/04	MISSISSIPPI	31
01/15/05	ARKANSAS	30
11/21/01	ARKANSAS-LR	30
12/20/04	FLORIDA A&M	29
02/07/01	ALABAMA	29
01/06/01	ARKANSAS	27

MSU Overall Field Goals Made

12/15/01	vs. LA-Monroe	45
11/17/01	NICHOLLS STATE	45
03/02/04	AUBURN	40
12/02/02	ALABAMA A&M	40
03/17/07	BRADLEY	39
12/15/05	vs. Jacksonville St.	38
11/23/99	ARK-PINE BLUFF	38
11/17/98	vs. Ark-Pine Bluff	38
12/22/04	vs. Jacksonville St.	37
12/01/03	MCNEESE STATE	37
11/22/03	TENN-MARTIN	37
11/30/02	JACKSONVILLE	37
11/30/00	ALABAMA A&M	37

MSU Overall Highest Rebounds

11/21/00	MISS VALLEY STATE	75
11/21/98	vs. NW. State	66
11/17/98	vs. Ark-Pine Bluff	64
12/22/04	vs. Jacksonville St.	59
11/21/99	ALABAMA A&M	58
12/10/05	TROY*	58
03/06/04	@ Alabama*	56
11/30/00	ALABAMA A&M	56
12/07/02	LOUISIANA TECH.	56
12/15/05	vs. Jacksonville St.	56

MSU Overall Highest Free Throws Attempted

11/21/01	ARKANSAS-LR	48
02/27/02	ARKANSAS	45
12/08/01	ARKANSAS STATE	44
01/27/01	MISSISSIPPI	44
12/06/03	UAB	43
02/12/05	VANDERBILT	42
11/21/00	MISS VALLEY STATE	42
11/29/06	CHARLOTTE	41
02/07/04	OLE MISS	40
12/28/00	vs. LA-Lafayette	40

THE LAST TIME . . .

THE LAST TIME AN MSU PLAYER...

Scored 34 or more points in a game:
34, Charles Rhodes vs. Oregon (3-21-08)

Scored 35 or more points in a game:
36, Jeff Malone at Ole Miss (2-19-83)

Scored 37 or more points in a game:
39, Jeff Malone vs. Alabama (1-31-83)

Scored 40 or more points in a game:
40, Rickey Brown vs. Auburn (3-7-77)

Scored 20+ points in two consecutive games:
Charles Rhodes (22 vs. Georgia & 34 vs. Oregon, 2007-08)

Scored 20+ points in three consecutive games:
Lawrence Roberts (25 vs. Virginia Tech; 22 vs. Jacksonville State; 25 vs. Florida A&M & 20 at Xavier, 2004-05)

Scored 20+ points in five consecutive games:
Jeff Malone, 1982-83 (11 consecutive games)

Scored 30+ points in back-to-back games:
Jeff Malone (36 at Ole Miss & 30 vs. Georgia, 1982-83)

Scored 30+ points in three consecutive games:
Jeff Malone (33 at LSU; 36 at Ole Miss & 30 vs. Georgia, 1982-83)

Made 10 or more field goals in a game:
10, Jarvis Varnado vs. Alabama State (12-6-08)

Made 11 or more field goals in a game:
11, Charles Rhodes vs. Auburn (2-27-08)

Made 12 or more field goals in a game:
12, Charles Rhodes vs. Ole Miss (1-26-08)

Made 13 or more field goals in a game:
13, Horatio Webster vs. SW Missouri St. (11-23-97)

Made 14 or more field goals in a game:
14, Cameron Burns at Georgia (1-17-90)

Made 15 or more field goals in a game:
16, Raymond Brown vs. Florida (3-2-85)

Attempted 20 or more field goals in a game:
20, Dietric Slater at Georgia (2-24-07)

Attempted 21 or more field goals in a game:
22, Timmy Bowers at Alabama (3-6-04)

Attempted 23 or more field goals in a game:
24, Horatio Webster vs. UT Martin (12-20-97)

Attempted 25 or more field goals in a game:
25, Chuck Evans at Alabama (3-6-93)

Attempted 26 or more field goals in a game:
26, Tony Watts at Ole Miss (2-22-92)

Attempted 27 or more field goals in a game:
28, Jeff Malone vs. Vanderbilt (1-8-83)

Made six or more 3-pointers in a game:
6, Barry Stewart vs. Tennessee (2-2-08)

Made seven or more 3-pointers in a game:
7, Reginald Delk at Arkansas (3-1-06)

Made eight or more 3-pointers in a game:
8, Winsome Frazier vs. UMKC (11-23-04)

Attempted 11 or more 3-pointers in a game:
11, Jamont Gordon at Ole Miss (2-20-08)

Attempted 12 or more 3-pointers in a game:
12, Jamall Edmonson vs. Kentucky (2-1-06)

Attempted 13 or more 3-pointers in a game:
15, Winsome Frazier vs. UMKC (11-23-04)

Attempted 16 or more 3-pointers in a game:
17, Darryl Wilson vs. Alabama (3-4-95)

Made 14 or more free throws in a game:
14, Charles Rhodes vs. Oregon (3-21-08)

Made 15 or more free throws in a game:
18, Rich Knarr vs. Auburn (2-19-73)

Attempted 18 or more free throws in a game:
18, Charles Rhodes vs. Oregon (3-21-08)

Attempted 19 or more free throws in a game:
19, Carl Nichols vs. Southeastern La. (12-1-88)

Had 16 or more rebounds in a game:
16, Jarvis Varnado vs. Fairleigh Dickinson (11-22-08)

Had 17 or more rebounds in a game:
17, Jarvis Varnado at LSU (1-9-08)

Had 18 or more rebounds in a game:
21, Wesley Morgan vs. SE La. (11-28-05)

Had 22 or more rebounds in a game:
23, Rickey Brown vs. Vanderbilt (12-6-79)

Had 24 or more rebounds in a game:
24, Wiley Peck vs. Alabama (1-27-79)

Had 10 or more offensive rebounds in a game:
10, Wesley Morgan vs. SE La. (11-28-05)

Had 10 or more defensive rebounds in a game:
11, Jarvis Varnado vs. Fairleigh Dickinson (11-22-08)

Had 12 or more defensive rebounds in a game:
13, Jarvis Varnado vs. North Alabama (11-19-08)

Had 10 or more assists in a game:
10, Dee Bost vs. North Alabama (11-19-08)

Had 11 or more assists in a game:
14, Gary Ervin vs. Florida A&M (12-20-04)

Had 15 or more assists in a game:
16, Chuck Evans at UMKC (2-23-93)

Had 10 or more turnovers in a game:
10, Charles Rhodes vs. Nicholls (11-11-06)

Had five or more blocks in a game:
8, Jarvis Varnado vs. Alabama State (12-6-08)

Had seven or more blocks in a game:
8, Jarvis Varnado vs. Alabama State (12-6-08)

Had nine or more blocks in a game:
9, Jarvis Varnado vs. La. Monroe (11-17-08)

Had 10 or more blocks in a game:
10, Jarvis Varnado vs. Kentucky (1-15-08)

Had 10+ blocks in two consecutive games:
Jarvis Varnado (10 vs. Georgia & 10 vs. Kentucky, 2007-08)

Had five or more steals in a game:
5, Barry Stewart vs. Alabama (3-14-08)

Had six or more steals in a game:
6, Dietric Slater at Georgia (2-24-07)

LAST TIME AN MSU TEAM...

Scored 100 or more points:
102 vs. North Alabama (11-19-08)

Scored 100 or more points in an SEC game:
105 vs. Auburn (3-2-04)

Allowed 100 or more points:
115 at Arkansas (2-20-93)

Was held to 52 points or less:
52 vs. Washington St. (11-28-08)

Was held to 51 points or less:
49 vs. Southern Illinois (11-23-07)

Was held to 48 points or less:
36 vs. George Washington (12-8-96)

Held opponent to 60 points or less:
60 vs. South Alabama (12-13-08)

Held opponent to 57 points or less:
49 vs. La. Monroe (11-17-08)

Held opponent to 48 points or less:
39 at LSU (1-9-08)

Shot 50 percent or better from the field:
.53.7 [29-54] vs. South Alabama (12-13-08)

Shot 55 percent or better from the field:
.576 [34-59] vs. North Alabama (11-19-08)

Shot 60 percent or better from the field:
.600 [33-55] vs. Auburn (2-27-08)

Shot 65 percent or better from the field:
.660 [33-50] vs. Nicholls (11-11-06)

Was held to less than 35 percent from the field:
.326 [15-46] vs. Washington St. (11-28-08)

Was held to less than 32 percent from the field:
.309 [17-55] vs. Charlotte (12-6-08)

Held opp. to 35 percent or less from the field:
.242 [16-66] vs. Fairleigh Dickinson (11-22-08)

Made 34 or more field goals:
34 vs. North Alabama (11-19-08)

Made 35 or more field goals:
40 vs. Auburn (3-2-04)

Attempted 70 or more shots from the field:
71 vs. Louisiana Tech (11-10-07)

Attempted 72 or more shots from the field:
75 vs. Troy (12-10-05)

Attempted 40 or fewer shots from the field:
39 vs. Vanderbilt (2-12-05)

Made 10 or more 3-pointers:
11 vs. North Alabama (11-19-08)

Made 12 or more 3-pointers:
12 at Alabama (1-19-08)

Made 13 or more 3-pointers:
14 vs. Santa Clara (12-3-05)

Did not make a 3-pointer:
[0-11] at Alabama (1-18-05)

Made just one 3-pointer:
vs. Southeastern Louisiana (11-28-05)

Made just two 3-pointers:
at Vanderbilt (1-21-06)

Attempted only 10 3-pointers:
10 vs. Alabama State (12-6-08)

Attempted six 3-pointers or less:
6 at Ole Miss (1-29-03)

Attempted 25 or more 3-pointers:
25 vs. North Alabama (11-19-08)

Attempted 26 or more 3-pointers:
26 vs. Charlotte (12-6-08)

Attempted 27 or more 3-pointers:
30 at South Alabama (12-15-07)

Attempted 31 or more 3-pointers:
33 vs. Troy (12-10-05)

Made 30 or more free throws:
30 vs. Arkansas (1-15-05)

Made fewer than five free throws:
4 at Alabama (1-19-08)

Made fewer than four free throws:
1 at Kentucky (1-13-07)

Attempted 35 or more free throws:
36 vs. Oregon (3-21-08)

THE LAST TIME (continued) . . .

Attempted 37 or more free throws:

41 vs. Charlotte (11-29-06)

Attempted fewer than 10 free throws:

9 vs. Southern Illinois (11-23-07)

Had 50 or more rebounds:

51 vs. North Alabama (11-19-08)

Had 52 or more rebounds:

58 vs. Troy (12-10-05)

Had 59 or more rebounds:

59 vs. Jacksonville St. (12-22-04)

Had 20 or more assists:

20 vs. La. Monroe (11-17-08)

Had 21 or more assists:

22 vs. Auburn (2-27-08)

Had 23 or more assists:

25 at Loyola Marymount (12-19-07)

Had 20 or more turnovers:

20 vs. Washington St. (11-28-08)

Had 21 or more turnovers:

24 vs. St. Bonaventure (11-25-08)

Had 25 or more turnovers:

25 vs. UT Martin (11-17-07)

Had 26 or more turnovers:

31 at Kentucky (1-7-97)

Had fewer than 10 turnovers:

8 vs. Memphis (3-23-08)

Had fewer than five turnovers:

4 vs. La. Tech (11-10-07)

Had 10 or more blocked shots:

10 vs. Alabama State (12-06-08)

Had 12 or more blocked shots:

15 vs. Fairleigh Dickinson (11-22-08)

Had 16 or more blocked shots:

16 vs. Georgia (1-12-08)

Had 10 or more steals:

10 vs. North Alabama (11-19-08)

Had 11 or more steals:

12 vs. Centenary (11-15-08)

Had 13 or more steals:

20 vs. Nicholls State (11-17-01)

MISSISSIPPI STATE NOTES OF INTEREST

BULLDOGS PROVE TO BE TRUE ROAD WARRIORS

Entering the 2008-09 campaign, no team in the SEC's Western Division has enjoyed more success on the road in the last 10 years than Mississippi State. In the 106 games away from Humphrey Coliseum, the Bulldogs posted a 46-60 (.434) ledger. LSU is second with 34 wins, followed by Alabama with 27.

Overall in the SEC, MSU ranks fourth. Kentucky is tops with 59, followed by Florida (52) and Tennessee (49).

During that same span, State was the only team to go undefeated, posting a 12-0 mark in 2003-04.

A LOOK AT MISSISSIPPI STATE'S TRIPLE-DOUBLES AND HOW THEY WERE ACHIEVED

Mississippi State has recorded three triple-doubles in school history, all coming in the past five years by three different players – Lawrence Roberts, Jamont Gordon and Jarvis Varnado.

Here's their breakdown:

Lawrence Roberts: On Nov. 21, 2004 against Nicholls State, Roberts recorded MSU's first triple-double with 18 points, 11 rebounds and 12 assists in a 98-69 home victory.

Jamont Gordon: On Feb. 21, 2007 against Vanderbilt at Humphrey Coliseum, Gordon tallied 15 points, 12 rebounds and 10 assists in MSU's 83-70 win.

Jarvis Varnado: In a win against Kentucky on Jan. 15, 2008, Varnado responded with 10 points, 12 rebounds and 10 blocked shots in the Bulldogs' 69-64 triumph.

Three other times this season, Varnado flirted with triple-doubles, but came up just short on either points, rebounds or blocks.

Overall Road Records

Since 1998-99

Team	Record	Pct.
Kentucky	59-41	.590
Florida	52-42	.553
Tennessee	49-58	.458
Mississippi State	46-60	.434
LSU	34-69	.330
South Carolina	32-75	.299
Vanderbilt	31-74	.295
Georgia	28-83	.252
Alabama	27-74	.267
Ole Miss	26-80	.245
Auburn	25-67	.272
Arkansas	23-71	.245

NOTE: MSU's 106 road games are tied for third-most during this 10-year span.

Divisional Road Records

Since 1998-99

Eastern Division	Record	Pct.
Kentucky	59-41	.590
Florida	52-42	.553
Tennessee	49-58	.458
South Carolina	32-75	.299
Vanderbilt	31-74	.295
Georgia	28-83	.252

Western Division


Record	Pct.
Mississippi State	46-60 .434
LSU	34-69 .330
Alabama	27-74 .267
Ole Miss	26-80 .245
Auburn	25-67 .272
Arkansas	23-71 .245



Roberts



Gordon



Varnado

FRESHMAN ROMERO OSBY HAS NUMBER RETIRED

During his prep days at Northeast Lauderdale in Meridian, Miss., freshman forward **Romero Osby** played a major role in the Trojans' success.

In November, the school honored him by retiring his No. 24 jersey.

It's only fitting considering he departed there with five major statistical records – points, rebounds, assists, blocks and steals.

At Mississippi State, he wears the No. 5 jersey.

MSU INKS SHAUNESSY SMITH IN EARLY SIGNING PERIOD

Heralded all-state performer Shaunessy Smith of Noxubee County High School in Macon (Miss.) signed a national letter of intent with Mississippi State in mid-November.

The 6-foot-6, 200-pound versatile guard averaged 25.1 points, seven rebounds, two assists and two steals last year as a junior for coach T.J. Billups, despite battling all season with a torn ligament in his right hip.

National Polls

(Dec. 15, 2008)

USA Today/ESPN Coaches

TW	Team	PTS
1.	North Carolina	775
2.	Connecticut	737
3.	Pittsburgh	713
4.	Oklahoma	676
5.	Texas	642
6.	Duke	574
T7.	Gonzaga	552
T7.	Xavier	552
9.	Louisville	467
10.	Wake Forest	466
11.	Syracuse	406
12.	UCLA	369
13.	Georgetown	358
14.	Notre Dame	345
15.	Villanova	313
16.	Ohio State	275
17.	Arizona State	272
18.	Purdue	252
19.	Tennessee	246
20.	Davidson	194
21.	Memphis	166
22.	Michigan State	147
23.	Marquette	130
24.	Baylor	119
25.	Clemson	65

Associated Press

(Dec. 15, 2008)

1.	North Carolina	1,800
2.	Connecticut	1,715
3.	Pittsburgh	1,646
4.	Oklahoma	1,585
5.	Texas	1,473
6.	Duke	1,347
7.	Xavier	1,233
8.	Gonzaga	1,225
9.	Louisville	1,176
10.	Wake Forest	1,101
11.	Syracuse	1,005
12.	Notre Dame	992
13.	Purdue	765
14.	UCLA	756
15.	Georgetown	750
16.	Tennessee	683
17.	Ohio State	576
18.	Villanova	571
19.	Michigan State	506
20.	Arizona State	431
21.	Baylor	420
22.	Davidson	398
23.	Memphis	350
24.	Marquette	240
25.	Clemson	196

2008-09 Mississippi State University Bulldogs

No.	Name	Pos.	Ht.	Wt.	Cl.	Exp.	Hometown (Previous School)
24	Kodi Augustus	F	6-8	220	So.	1L	Baton Rouge, LA (Maine Central Institute)
45	Elgin Bailey	F/C	6-8	254	So.	1L	New Orleans, LA (Belaire HS)
4	Twany Beckham	G	6-5	190	Fr.	HS	Louisville, KY (New Hampton [NH] School)
15	Riley Benock	G	6-4	180	So.	1L	Battletown, KY (Meade County HS)
33	Brandon Bolen	G	6-3	195	So.	1L	Madison, MS (Madison-Ridgeland Academy)
3	Dee Bost	G	6-2	170	Fr.	HS	Concord, NC (Hargrave Military Academy)
14	Rod Bryant	G	6-1	165	So.	1L	Birmingham, AL (G.W. Carver HS)
10	Christopher Gay	G	6-0	180	Sr.	TR	Hattiesburg, MS (William Carey College)
1	Jacquese Holcombe	F	6-6	205	Jr.	JC	College Park, GA (Georgia Perimeter Co.)
44	Brian Johnson	F/C	6-9	245	Sr.	1L	Laurinburg, NC (University of Louisville)
2	Ravenn Johnson	G/F	6-7	175	So.	1L	Lyon, MS (Coahoma County HS)
20	Taylor Luczak	F	6-8	220	Fr.	HS	Glens Falls, NY (Glens Falls Senior HS)
5	Romero Osby	F	6-8	230	Fr.	HS	Meridian, MS (Northeast Lauderdale HS)
22	Barry Stewart	G	6-3	170	Jr.	2L	Shelbyville, TN (Shelbyville Central HS)
25	Phil Turner	G	6-3	170	So.	1L	Grenada, MS (Grenada HS)
32	Jarvis Varnado	F/C	6-9	210	Jr.	2L	Brownsville, TN (Haywood HS)

Numerical Roster

No.	Name	Pos.	Ht.	Wt.	Cl.	Exp.	Hometown (Previous School)
1	Jacquese Holcombe	F	6-6	205	Jr.	JC	College Park, GA (Georgia Perimeter Co.)
2	Ravenn Johnson	G/F	6-7	175	So.	1L	Lyon, MS (Coahoma County HS)
3	Dee Bost	G	6-2	170	Fr.	HS	Concord, NC (Hargrave Military Academy)
4	Twany Beckham	G	6-5	190	Fr.	HS	Louisville, KY (New Hampton [NH] School)
5	Romero Osby	F	6-8	230	Fr.	HS	Meridian, MS (Northeast Lauderdale HS)
10	Christopher Gay	G	6-0	180	Sr.	TR	Hattiesburg, MS (William Carey College)
14	Rod Bryant	G	6-1	165	So.	1L	Birmingham, AL (G.W. Carver HS)
15	Riley Benock	G	6-4	180	So.	1L	Battletown, KY (Meade County HS)
20	Taylor Luczak	F	6-8	220	Fr.	HS	Glens Falls, NY (Glens Falls Senior HS)
22	Barry Stewart	G	6-3	170	Jr.	2L	Shelbyville, TN (Shelbyville Central HS)
24	Kodi Augustus	F	6-8	220	So.	1L	Baton Rouge, LA (Maine Central Institute)
25	Phil Turner	G	6-3	170	So.	1L	Grenada, MS (Grenada HS)
32	Jarvis Varnado	F/C	6-9	210	Jr.	2L	Brownsville, TN (Haywood HS)
33	Brandon Bolen	G	6-3	195	So.	1L	Madison, MS (Madison-Ridgeland Academy)
44	Brian Johnson	F/C	6-9	245	Sr.	1L	Laurinburg, NC (University of Louisville)
45	Elgin Bailey	F/C	6-8	254	So.	1L	New Orleans, LA (Belaire HS)

Head Coach: Rick Stansbury (Campbellsville, 1982 - 11th year)

Asst. Coach: Robert Kirby (Pan American, 1983 - 11th year)

Asst. Coach: Phil Cunningham (Campbellsville, 1990 - 9th year)

Asst. Coach: Marcus Grant (Mississippi State, 1995 - 5th year)

Coord. of BB Ops: Talvis Franklin (Mississippi State, 2007 - 2nd year)

PRONUNCIATION GUIDE

KODI AUGUSTUS: CO-DEE
 TWANY BECKHAM: TWAHN-NEE
 RILEY BENOCK: BEE-KNOCK
 JACQUESE HOLCOMBE: JOCK-WHEECE
 RAVENN JOHNSON: RAY-VERN
 TAYLOR LUCZAK: LOU-ZACK
 ROMERO OSBY: RO-MARE-OH OZ-BEE
 JARVIS VARNADO: VUR-NAR-DOE

Mississippi State Basketball Roster Breakdown

By Class:

Seniors	Juniors	Sophomores	Freshman
Christopher Gay	Jacquese Holcombe	Kodi Augustus	Twany Beckham
Brian Johnson	Barry Stewart	Elgin Bailey	Dee Bost
	Jarvis Varnado	Riley Benock	Taylor Luczak
		Brandon Bolen	Romero Osby
		Rod Bryant	
		Ravenn Johnson	
		Phil Turner	

By State:

Mississippi: Brandon Bolen, Christopher Gay, Ravenn Johnson, Romero Osby, Phil Turner
Tennessee: Barry Stewart, Jarvis Varnado
Kentucky: Twany Beckham, Riley Benock
Louisiana: Kodi Augustus, Elgin Bailey
North Carolina: Dee Bost, Brian Johnson
Alabama: Rod Bryant
Georgia: Jacquese Holcombe
New York: Taylor Luczak

MISSISSIPPI STATE PRESEASON AWARDS

In the 2008 Southeastern Conference media poll, Mississippi State, the two-time defending Western Division champions, was picked to finish fourth in the West behind Alabama, LSU and Ole Miss, respectively. From an individual standpoint, Bulldogs junior forward Jarvis Varnado was named first-team All-SEC by the league coaches, while the media voted him second-team back in October. Nationally, true freshman Dee Bost of Concord, N.C., was tabbed honorable mention freshman All-American by CollegeHoops.net.

CINCINNATI QUICK FACTS

Nickname: Bearcats
Colors: Red & Black
Conference: Big East
2007-08 Record: 13-19
Conference: 8-10, 10th
Starters returning/lost: 2/3
Lettermen returning/lost: 8/5
Sports Information Director: Mike Harris
SID Phone: 1-513-240-8884

EXHIBITION 1

MSU 88, MONTEVALLO 59

Nov. 1, 2008 • STARKVILLE, MS

In the season's first of two exhibition contests, Mississippi State rode a double-double performance from junior Jarvis Varnado to take care of visiting Montevallo 88-59 at Humphrey Coliseum.

Varnado, the reigning National Defensive Player of the Year, recorded 17 points on 7-of-9 shooting from the floor to go along with his game-high 12 rebounds. He also blocked eight shots after leading the nation in blocked shots a year ago with 157. Sophomore Ravern Johnson led all scorers on the night with an 8-of-14 performance from the field for a total of 19 points, while freshman Romero Osby pitched in the team's second double-double with 10 points and 11 boards. Dee Bost scored 13 points and handed out seven assists to just three turnovers in the win.

Junior guards Marcus Lancaster and Freddy Little led Montevallo in scoring with 10 points apiece on a collective 8-of-25 shooting performance, while junior forward Nate Flowers led the squad in rebounding with nine boards.

Ranking second nationally in team field-goal percentage defense last year, the Bulldogs followed suit by holding Montevallo to just 23-of-71 shooting from the floor for a 32.6% mark. Also specializing in blocks as a team by ranking second nationally in that category a year ago, MSU swatted 13 shots on the evening. Leading Montevallo in rebounding at halftime 32-21, State never let up and finished the game with a 62-37 advantage.

Montevallo

Player	FG	3FG	FT	RB	PF	PT	A	Min
Flowers f	3-9	0-0	2-5	9	2	8	1	26
Brown f	4-12	0-0	0-1	6	4	8	1	27
Lancaster g	3-8	1-1	3-4	3	1	10	1	23
Humphrey g	2-8	0-4	0-0	0	4	4	0	18
Little g	5-17	0-4	0-1	3	1	10	2	31
Krych	2-4	0-0	5-8	3	4	9	0	15
Ragan	2-7	0-2	0-0	5	0	4	2	23
Hutchinson	0-0	0-0	0-0	0	0	0	1	2
McMillan	0-3	0-2	1-2	2	1	1	1	19
Lynch	1-2	1-2	0-0	0	0	3	0	2
Nelson	0-0	0-0	0-0	0	0	0	0	2
Carlyle	1-1	0-0	0-0	2	3	2	0	12
Team				4				
TOTALS	23-71	2-15	11-21	37	20	59	9	200

Mississippi State

Player	FG	3FG	FT	RB	PF	PT	A	Min
B. Johnson f	1-1	1-1	2-2	5	1	5	0	17
Varnado c	7-9	0-0	3-5	12	1	17	4	24
R. Johnson g	8-14	3-8	0-0	4	2	19	1	24
Bost g	5-12	1-5	2-4	4	2	13	7	32
Stewart g	4-12	2-7	0-0	5	4	10	4	28
Holcombe	1-5	0-3	0-0	3	3	2	0	16
Osby	3-5	0-0	4-6	11	3	10	1	13
Gay	0-1	0-1	0-0	0	0	0	0	2
Benock	0-3	0-3	0-0	4	0	0	3	16
Luczak	0-0	0-0	0-0	1	0	0	1	2
Augustus	2-4	0-1	3-4	5	2	7	2	12
Bolen	0-1	0-0	0-0	1	0	0	0	2
Bailey	1-4	0-0	3-5	4	4	5	0	12
Team				3				
TOTALS	32-71	7-29	17-23	62	22	88	23	200

Halftime: MSU 36, MON 26. FG%: MSU 45.1%, MON 32.4%. 3FG%: MSU 24.1%, MON 13.3%. FT%: MSU 65.4%, MON 52.4%. Turnovers: MSU 21 (Bost, Stewart, Osby, Augustus, Bailey 3), MON 13 (Brown 4). Blocked Shots: MSU 13 (Varnado 8), MON 1 (Carlyle). Steals: MSU 8 (Bost, Benock 2), MON 12 (Ragan 3). Officials: Anthony Jordan, Jeff Nichols, Mike Stuart. Attendance: 2,621.

EXHIBITION 2

MSU 67, OKLAHOMA CITY 65

Nov. 8, 2008 • STARKVILLE, MS

Mississippi State utilized an 18-5 rally in the final minutes to overcome two-time defending NAIA national champion Oklahoma City 67-65 at Humphrey Coliseum in the season's final exhibition outing.

Junior Jarvis Varnado once again flirted with triple-double status in the contest by scoring 12 points, claiming a game-high 13 rebounds, and swatting eight shots after leading the nation in blocks a year ago. Varnado amassed 29 points, 25 rebounds and 16 blocks in State's two exhibition contests.

Senior Brian Johnson fell just a rebound shy of a double-double performance for the Bulldogs with 10 points on 5-of-7 shooting, while standout freshman Dee Bost tallied 11 points and six assists. Junior Barry Stewart and sophomore Ravern Johnson rounded out State scorers in double digits with 11 and 10 points, respectively.

Forward Jamarcus Ellis led the Stars with a game-high 26 points on 10-of-24 shooting along with five rebounds. Senior Sao Paulo, Brazil native Ricardo De Bem pitched in 11 points and seven rebounds while junior Davell Jackson also contributed 11 points.

The Bulldogs never led until the 1:41 mark of the second half when Ravern Johnson drained a 3-pointer for a 65-63 advantage. However, the Stars answered and evened the score on an Ellis jumper, but with 1:23 left, Varnado gave MSU the lead for good on a dunk.

Oklahoma City

Player	FG	3FG	FT	RB	PF	PT	A	Min
Telo f	3-7	0-3	2-3	4	2	8	2	32
Phillips f	2-5	1-4	0-0	4	4	5	1	28
De Bem c	5-13	0-0	1-3	7	3	11	1	27
Ellis g	10-24	5-11	1-2	5	1	26	2	40
Jackson g	5-11	0-0	1-4	6	2	11	5	40
Jones	1-2	0-0	0-0	3	2	2	0	23
Lovelace	1-1	0-0	0-0	4	1	2	0	10
Team				5				
TOTALS	27-63	6-18	5-12	38	15	65	11	200

Mississippi State

Player	FG	3FG	FT	RB	PF	PT	A	Min
Osby f	0-4	0-2	0-0	0	3	0	0	12
Varnado f	4-10	0-0	4-7	13	2	12	1	24
R. Johnson g	4-9	1-4	1-2	5	1	10	1	24
Bost g	3-7	3-6	2-2	2	3	11	6	24
Stewart g	3-11	3-7	2-2	2	0	11	1	24
Holcombe	1-6	0-1	0-0	4	1	2	0	16
Benock	0-3	0-3	0-0	1	1	0	1	16
Augustus	1-2	0-0	0-0	2	0	2	0	6
Turner	1-3	1-2	0-0	1	2	3	0	16
B. Johnson	5-7	0-0	0-1	9	1	10	1	22
Bailey	3-11	0-0	0-3	10	2	6	0	16
Team				4				
TOTALS	25-73	8-25	9-17	53	16	67	11	200

Halftime: OCU 31 MSU 27. FG%: MSU 34.2%, OCU 42.9%. 3FG%: MSU 32.0%, OCU 33.3%. FT%: MSU 52.9%, OCU 41.7%. Turnovers: MSU 19 (Turner 4), OCU 17 (Ellis 6). Blocked Shots: MSU 11 (Varnado 8), OCU 1 (De Bem 1). Steals: MSU 6 (Six with 1), OCU 11 (Three with 3). Officials: Mike Stuart, Patrick Evans, Chuck Jones. Attendance: 2,592.

GAME 1

MSU 77, CENTENARY 55

Nov. 15, 2008 • STARKVILLE, MS

Mississippi State's Ravern Johnson hit five 3-point baskets and scored a team-high 15 points as the Bulldogs defeated Centenary College 77-55 in a season-opening men's basketball game at Humphrey Coliseum.

The Bulldogs scored the game's first seven points and never trailed in the contest. MSU improved to 9-2 in season openers under coach Rick Stansbury and 76-21 all-time.

MSU set the tone from 3-point range early. Dee Bost and Johnson hit back-to-back 3-pointers to help the Bulldogs spring from the gates. Those two treys would be the first of 10 for the hosts in the contest. The early lead stretched to double digits at 17-7 on a jumper from Riley Benock.

In the opening half, the Bulldogs used a five-on-five rotation as the search for consistency and set lineups will continue in non-conference play. Another 7-0 run allowed the Bulldogs to take their largest first-half lead, at 30-15. In the opening half, the Bulldogs only shot 36.7 percent from the field, yet managed a 34-20 lead at the intermission.

In the second half, the defensive pressure allowed the lead to grow quickly. A jumper by Jacquiese Holcombe ran the advantage to 51-31 with 13:03 remaining. MSU took its largest lead at 27 points on two different occasions in the closing minutes.

Also scoring in double-digits for MSU were Barry Stewart and Elgin Bailey with 13 and 10 points, respectively.

Nick Stallings paced the Gents with 16 points.

Centenary (0-1)

Player	FG	3FG	FT	RB	PF	PT	A	Min
Bohnam f	2-5	0-0	0-1	4	3	4	1	25
Stallings g	6-17	4-7	0-0	7	3	16	1	29
Adams g	4-13	4-8	3-4	6	2	15	6	35
Redus g	2-9	0-2	3-4	1	4	7	2	29
Starring g	1-9	0-3	0-1	2	0	2	0	24
Tubner	0-2	0-1	0-0	4	1	0	2	19
Gatlin	4-8	1-1	0-0	7	0	9	0	27
Hill	0-0	0-0	0-0	0	0	0	0	1
Harris	1-2	0-0	0-2	1	2	2	0	11
Team				6				
TOTALS	20-65	9-22	6-12	38	15	55	12	200

Mississippi State (1-0)

Player	FG	3FG	FT	RB	PF	PT	A	Min
Augustus f	2-3	0-0	2-2	3	2	6	2	17
Varnado f	3-6	0-0	3-5	11	1	9	1	25
R. Johnson g	5-9	5-8	0-0	3	1	15	3	24
Bost g	3-8	2-4	1-2	3	2	9	4	23
Stewart g	4-8	2-4	3-4	3	3	13	1	23
Holcombe	1-2	0-1	0-0	1	2	2	1	17
Osby	1-4	0-1	2-3	7	1	4	1	19
Gay	0-0	0-0	0-0	1	0	0	0	2
Benock	3-3	1-1	0-0	1	0	7	2	15
Luczak	0-0	0-0	0-0	0	0	0	0	2
Turner	1-4	0-3	0-0	5	3	2	2	15
Bolen	0-0	0-0	0-0	0	0	0	0	2
Bailey	4-11	0-0	2-4	3	1	10	0	16
Team				4				
TOTALS	27-48	10-22	13-20	45	16	77	17	200

Halftime: MSU 34 CEN 20. FG%: MSU 46.6%, CEN 30.8%. 3FG%: MSU 45.5%, CEN 40.9%. FT%: MSU 65.0%, CEN 50.0%. Turnovers: MSU 17 (Stewart 4), CEN 18 (Gatlin 4). Blocked Shots: MSU 16 (Varnado 7), CEN 4 (Bonham 2). Steals: MSU 12 (Stewart 4), CEN 11 (Adams 4). Officials: Doug Shows, Ron Groover, Tracy Woodson. Attendance: 8,063.

GAME 2

MSU 78, LOUISIANA-MONROE 49 Nov. 17, 2008 • STARKVILLE, MS

Junior guard Barry Stewart connected on three of his six attempts from long range and scored 17 points to lead the Mississippi State Bulldogs to a commanding 78-49 victory against the visiting Louisiana-Monroe Warhawks.

Stewart finished the game 6-of-9 shooting to go along with an assist, block and steal. Jarvis Varnado swatted nine shots by halftime and finished with that total to go with 11 rebounds for the game. Outstanding freshman point guard Dee Bost handed out seven assists and shot 3 of 6 from behind the arc to score 14 points.

Sophomore big men Elgin Bailey and Kodi Augustus notched nine and eight boards, respectively, while sophomore shooting specialist Raven Johnson grabbed four rebounds and scored 10 points. Augustus also scored a career-high 12 points.

Starkville native, junior Jarvis Hill led the Warhawks with 19 points on 8-of-17 shooting and four rebounds.

State suffocated ULM from the tip as the Warhawks connected on just three of their first 16 attempts from the floor.

Conversely, State drained five of their first seven treys and never trailed en route to a 35-24 advantage at the half.

MSU quickly stormed out to a 55-35 lead in the second stanza on an 18-4 run, capped by a made three-point conversion from the charity stripe by Bailey. From that point forward the Bulldogs dominated the game, finishing on a 10-2 streak.

Louisiana-Monroe (1-1)

Player	FG	3FG	FT	RB	PF	PT	A	Min
Turner	f 1-2	0-0	0-0	3	4	2	0	21
Nweke	f 0-7	0-1	0-0	5	4	0	0	24
Hooper	g 5-16	1-5	3-8	5	3	14	1	34
Hill	g 8-17	1-7	2-4	4	3	19	0	28
Roberts	g 0-0	0-0	0-0	1	0	0	0	13
Forbes	1-1	1-1	0-0	0	0	3	0	3
Williams	0-5	0-2	0-0	0	0	0	1	12
Lassiter	0-4	0-1	0-0	0	3	0	2	15
Averette	0-2	0-1	0-0	2	1	0	2	12
Thomas	3-8	1-2	0-0	4	3	7	2	16
Hampton	2-6	0-0	0-2	3	4	4	0	19
Garrison	0-1	0-1	0-0	0	0	0	0	3
Team				9				
TOTALS	20-69	4-21	5-14	36	25	49	8	200

Mississippi State (2-0)

Player	FG	3FG	FT	RB	PF	PT	A	Min
Augustus	f 4-5	1-1	3-3	8	2	12	2	21
Varnado	f 1-4	0-0	0-1	11	1	2	1	27
R. Johnson	g 4-9	2-4	0-1	4	2	10	2	27
Bost	g 4-9	3-6	3-4	3	1	14	7	26
Stewart	g 6-9	3-6	2-4	1	3	17	1	26
Holcombe	2-3	0-1	0-0	2	3	4	0	12
Osby	2-4	0-0	3-3	2	2	7	0	14
Gay	0-0	0-0	0-0	0	0	0	0	1
Benock	0-2	0-2	0-0	2	2	0	2	12
Luczak	1-1	0-0	0-0	0	0	2	0	1
Turner	1-3	0-1	1-2	2	1	3	4	14
Bolen	0-0	0-0	0-0	0	0	0	0	2
Bailey	3-7	0-0	1-1	9	1	7	1	17
Team				6				
TOTALS	28-56	9-21	13-19	50	18	78	20	200

Halftime: MSU 35 ULM 24. FG%: MSU 50.0%, ULM 29.0%. 3FG%: MSU 42.9%, ULM 19.0%. FT%: MSU 68.4%, ULM 35.7%. Turnovers: MSU 20 (Varnado, Stewart, Bailey 3), ULM 13 (Roberts, Lassiter 2). Blocked Shots: MSU 12 (Varnado 9), ULM 0. Steals: MSU 4 (4 tied with 1), ULM 7 (Turner, Hill 2). Officials: J.B. Caldwell, Tom Eades, Chuck Jones. Attendance: 8,732

GAME 3

MSU 102, NORTH ALABAMA 61 Nov. 19, 2008 • STARKVILLE, MS

Junior Jarvis Varnado blocked seven shots and matched a career-high 16 points to power the Bulldogs to a 102-61 victory against the North Alabama Lions in first-round action of the Legends Classic at Humphrey Coliseum.

He also slammed the boards for 14 rebounds to record his first double-double of the young season. Tying for the team lead was fellow junior Barry Stewart, who drained 3-of-5 treys for 16 points. Sophomores Elgin Bailey and Kodi Augustus continued their solid play with a combined 18 points and 12 rebounds, while Bailey had 10 points.

Freshman Romero Osby finished with 15 points, while Dee Bost tallied 10 assists.

MSU, which hasn't trailed at all this year, stormed out of the gates behind three Varnado blocks in the first three minutes, while hitting five of their first seven attempts from the floor. Midway through the first half, State staked a 20-2 run, sparked by back-to-back threes from Osby and sophomore Riley Benock to hold a 48-30 halftime advantage.

North Alabama took the initiative into the second stanza, however, by scoring six straight points to start the half.

MSU eclipsed the 100-point mark for the first time since scoring 101 against Bradley in the second round of the NIT in 2007, while State's bench accomplished a rare feat by combining for an impressive total of 47 points.

Following suit, the Dawgs put up an outstanding number on the boards, outrebounding UNA, 51-27.

North Alabama (2-1)

Player	FG	3FG	FT	RB	PF	PT	A	Min
Gay	f 2-12	1-3	0-0	5	1	5	1	32
Fraise	f 7-22	1-5	2-3	5	1	17	2	34
Collins	g 0-4	0-3	0-0	2	3	0	1	22
Johnson	g 4-10	2-4	0-0	3	2	10	3	28
Redden	g 6-9	2-4	2-2	3	3	16	1	26
Speight	0-3	0-1	4-8	3	0	4	0	15
McCants	1-1	0-0	0-2	0	1	2	0	11
Deegan	1-1	1-1	0-0	0	0	3	0	5
Lima	2-6	0-0	0-0	2	5	4	0	13
Hunter	0-4	0-1	0-0	3	4	0	2	14
Team				1				
TOTALS	23-72	7-22	8-15	27	20	61	10	200

Mississippi State (3-0)

Player	FG	3FG	FT	RB	PF	PT	A	Min
Augustus	f 3-5	0-2	2-2	7	1	8	0	22
Varnado	f 6-7	0-0	4-4	14	1	16	0	22
R. Johnson	g 3-7	2-5	0-0	2	1	8	1	23
Bost	g 2-5	1-3	2-2	2	2	7	10	23
Stewart	g 5-8	3-5	3-4	2	2	16	1	22
Holcombe	2-5	0-1	0-0	5	0	4	0	18
Osby	5-9	1-3	4-4	3	0	15	0	18
Gay	0-0	0-0	0-0	0	0	0	0	1
Benock	3-4	2-3	0-0	1	4	8	1	13
Luczak	0-0	0-0	0-0	0	0	0	0	2
Turner	2-4	2-3	2-2	4	0	8	3	16
Bolen	1-1	0-0	0-0	0	0	2	1	4
Bailey	2-4	0-0	6-8	5	1	10	2	16
Team				6				
TOTALS	34-59	11-25	23-26	51	12	102	17	200

Halftime: MSU 48, UNA 30. FG%: MSU 57.6%, UNA 31.9%. 3FG%: MSU 44.0%, UNA 31.8%. FT%: MSU 88.5%, UNA 53.3%. Turnovers: MSU 21 (Bost 5), UNA 15 (Johnson, Lima, Hunter 3). Blocked Shots: MSU 13 (Varnado 7), UNA 2 (Lima, Hunger 1). Steals: MSU 10 (Turner 3), UNA 12 (Speight 3). Officials: James Barker, Gerrald Drummond, Chuck Jones. Attendance: 8,579.

GAME 4

MSU 84, FAIRLEIGH DICKINSON 58 Nov. 22, 2008 • STARKVILLE, MS

Junior Jarvis Varnado blocked eight shots and became Mississippi State's all-time leader in that category as the Bulldogs upended Fairleigh Dickinson in the second round of the Legends Classic, 84-58, at Humphrey Coliseum.

Varnado, who also recorded his second-straight double-double with 14 points and 16 rebounds, broke Erick Dampier's total of 249 blocks set from 1994-96.

As a team, MSU swatted away 15 shots, one shy of tying the school record set last year against Georgia.

The Bulldogs, who led from start to finish, also forced 19 turnovers and collected seven steals, while limiting the Knights to 16-of-66 shooting after misfiring on their first 16 shots.

Offensively, Barry Stewart and Raven Johnson rounded out the double-digit scoring with 12 and 11 points, respectively.

Sophomore Phil Turner tied a season high with eight points on 3-of-4 shooting while freshman Twany Beckham notched two steals and four points in his Maroon and White debut.

FDU junior guard Cameron Tyler hit just 3 of his 15 attempts from the floor but managed 16 points to lead the Knights in scoring, followed by Terence Grier with 10.

MSU freshman point guard Dee Bost handed out six assists to give him an SEC-best 27, and the Bulldogs improved to 4-0 for the first time since 2003-04.

Fairleigh Dickinson (0-3)

Player	FG	3FG	FT	RB	PF	PT	A	Min
Baptiste	f 1-12	1-5	2-2	11	1	5	0	21
Svrdluk	f 3-11	0-3	3-4	8	4	9	0	37
Galvin	g 0-4	0-0	3-4	7	4	3	2	23
Fernley	g 1-1	1-1	0-0	0	0	3	0	7
Blackgrove	g 0-0	0-0	0-0	0	0	0	0	4
Grier	3-5	1-1	3-4	3	3	10	0	17
Stasyszyn	0-3	0-2	0-0	1	2	0	0	17
Tyler	3-15	1-4	9-21	1	2	16	3	33
Moore	3-9	1-5	0-0	8	0	7	1	21
Mofunanya	2-6	0-0	1-4	8	5	5	1	20
Team				3				
TOTALS	16-66	5-21	21-39	50	21	58	7	200

Mississippi State (4-0)

Player	FG	3FG	FT	RB	PF	PT	A	Min
Augustus	f 3-3	0-0	0-0	6	5	6	1	15
Varnado	f 5-9	0-0	4-7	16	2	14	1	24
R. Johnson	g 4-10	3-6	0-0	4	1	11	0	23
Bost	g 2-8	0-4	2-4	1	3	6	6	24
Stewart	g 4-9	2-5	2-4	2	1	12	2	23
Holcombe	0-1	0-1	1-2	0	3	1	0	10
Beckham	2-2	0-0	0-1	2	2	4	2	10
Osby	3-7	1-3	2-2	5	3	9	1	23
Gay	0-0	0-0	0-0	0	0	0	0	1
Benock	2-4	2-4	0-0	1	1	6	1	17
Turner	3-4	1-1	1-2	2	3	8	1	11
Bolen	0-0	0-0	0-0	0	0	0	0	2
Bailey	2-2	0-0	3-6	4	5	7	0	17
Team				2				
TOTALS	30-59	9-24	15-28	45	29	84	15	200

Halftime: MSU 43, FDU 19. FG%: MSU 50.8%, FDU 24.2%. 3FG%: MSU 37.5%, FDU 23.8%. FT%: MSU 53.6%, FDU 53.8%. Turnovers: MSU 16 (Bost 4), FDU 19 (Mofunanya 5). Blocked Shots: MSU 15 (Varnado 8), FDU 3 (Mofunanya 2). Steals: MSU 7 (Beckham 2), FDU 5 (Moore 2). Officials: Frank Raposo, Tim Ebersol, Scott Bolnick. Attendance: 9,028

GAME 5

MSU 76, ST. BONAVENTURE 71 Nov. 25, 2008 • OLEAN, NY

Mississippi State scored the game's final five points to hold off St. Bonaventure 76-71 in front of a sellout crowd at the Reilly Center.

The Bulldogs won their first road game of the young season and moved to 5-0 for the first time since the 2003-04 squad won their first 13 games. Still, the contest was not without its dramatic moments at the end. MSU appeared to have things well in hand, taking a 63-48 lead with 9:31 remaining.

However, defensive pressure and some turnovers allowed the Bonnies to stage one final rally. SBU tied the game 71-all on a 3-point basket from Chris Matthews, capping a 10-2 run. The tie was short lived as Twany Beckham broke the tie by hitting one of two free throws with 1:21 remaining. A basket by Ravern Johnson upped the advantage with 18 seconds remaining. Johnson returned to the line to sink a pair of game-clinching free throws with one second left.

Jarvis Varnado had a huge night for the Bulldogs with 19 points, 12 rebounds and six blocks. Ravern Johnson added 18 points and seven rebounds for the Bulldogs.

Ray Blackburn paced the Bonnies with 22 points. Andrew Nicholson scored 13 points, while Chris Matthews and Jonathan Hall each added 10 points.

For the contest, the Bulldogs shot 42.4 percent from the floor (25 of 59) and was 5 of 13 from 3-point range.

Mississippi State (5-0)

Player	FG	3FG	FT	RB	PF	PT	A	Min
R. Johnson g	6-9	2-3	4-4	7	1	18	1	29
Augustus f	2-6	0-1	0-1	6	4	4	1	19
Varnado c	7-12	0-0	5-7	12	3	19	0	34
Bost g	1-8	0-1	4-5	4	2	6	2	20
Stewart g	1-9	1-4	0-0	3	3	3	4	32
Beckham	2-3	0-0	4-6	1	1	8	3	20
Osby	3-4	0-0	0-0	4	5	6	0	18
Benock	2-3	2-3	0-0	10	0	6	0	8
Turner	1-4	0-1	4-4	3	0	6	3	14
Bailey	0-1	0-0	0-0	1	2	0	0	6
Team				4				
TOTALS	25-59	5-13	21-27	46	21	76	14	200

St. Bonaventure (3-2)

Player	FG	3FG	FT	RB	PF	PT	A	Min
Nicholson f	6-11	0-0	1-4	9	3	13	0	27
Carter f	3-9	0-1	1-2	5	1	7	0	14
Matthews g	4-11	2-6	0-0	6	4	10	1	35
Hall g	4-10	0-1	2-2	2	4	10	1	31
Eleby g	0-6	0-0	1-4	3	4	1	4	24
Blackburn	6-11	3-3	7-8	1	4	22	4	30
Thomas	2-3	0-0	1-2	2	3	5	0	11
Benson	0-0	0-0	0-0	0	0	0	0	4
Cook	0-2	0-0	0-0	2	1	0	1	13
Davenport	1-4	0-2	1-1	1	1	3	0	11
Team				5				
TOTALS	26-67	5-13	14-23	36	25	71	11	200

Halftime: MSU 36, SBU 34. FG%: MSU 42.4%, SBU 38.8%. 3FG%: MSU 38.5%, SBU 38.5%. FT%: MSU 77.8%, SBU 60.9%. Turnovers: MSU 24 (Bost 6), SBU 17 (Hall 5). Blocked Shots: MSU 7 (Varnado 6), SBU 4 (Nicholson, Davenport 2). Steals: MSU 7 (Bost 3), SBU 9 (Hall 5). Officials: Mike Roberts, James Reeding, Gene Crawford. Attendance: 5,111.

GAME 6

WASHINGTON STATE 63, MSU 52 Nov. 28, 2008 • NEWARK, NJ

A spirited second-half rally fell short as Mississippi State dropped a 63-52 decision to Washington State in a semifinal round matchup of the Legends Classic at the Prudential Center.

The Bulldogs trailed by as many as 17 midway through the second half. A 9-0 run helped MSU cut the deficit to six before a more-experienced Cougars squad pulled away for the final margin.

MSU lost for the first time on the young season, falling to 5-1. Washington State, a member of the Pac 10 Conference, improved to 5-0.

The lead changed hands on a couple of occasions in the opening half. A Barry Stewart 3-point basket gave MSU its largest lead of the afternoon at 18-15, but WSU ended the half on a 20-8 run. That run including a pair of baskets from Aron Baynes, who was 6 of 6 in the opening half.

In the second frame, WSU's physical defense in the opening stages allowed the Cougars to stretch the advantage to 52-35 with less than 10 minutes remaining. But another 3-point basket by Stewart sparked a 9-0 run as the Bulldogs closed the deficit to 52-44. MSU would then cut the lead to six points, before making turnovers on three of the game's next four possessions.

Kodi Augustus and Stewart each had 10 points to pace the Bulldogs. Dee Bost added eight points, while Romero Osby and Ravern Johnson each added seven.

Mississippi State (5-1)

Player	FG	3FG	FT	RB	PF	PT	A	Min
R. Johnson g	3-7	1-1	0-0	2	3	7	1	30
Augustus f	2-7	1-3	5-6	4	2	10	0	27
Varnado c	1-3	0-0	0-2	5	0	2	1	25
Bost g	0-5	1-3	5-6	7	5	8	3	30
Stewart g	3-10	2-5	2-2	2	3	10	0	30
Beckham	0-2	0-0	1-2	0	0	1	1	10
Osby	3-6	0-1	3-4	0	1	7	0	13
Benock	0-0	0-0	0-0	1	0	0	1	10
Turner	2-3	1-1	0-0	4	2	5	0	10
Bailey	1-3	0-0	0-1	3	2	2	0	15
Team				3				
TOTALS	15-46	6-14	16-23	31	18	52	7	200

Washington State (5-0)

Player	FG	3FG	FT	RB	PF	PT	A	Min
Harmeling f	1-4	0-3	2-2	0	2	4	0	26
Baynes c	8-10	0-0	1-3	4	5	17	0	22
Thompson g	7-14	1-5	4-4	10	1	19	1	37
Koprivica g	3-7	1-2	0-1	6	2	7	3	36
Rochestie g	2-14	0-3	4-5	3	1	8	5	37
Capers	0-0	0-0	0-0	1	0	0	0	10
Casto	2-4	0-0	0-0	2	4	4	0	16
Forrest	2-5	0-0	0-0	5	4	4	1	16
Team				4				
TOTALS	25-58	2-13	11-15	35	19	63	10	200

Halftime: WSU 35, MSU 26. FG%: MSU 32.6%, WSU 43.1%. 3FG%: MSU 42.9%, WSU 15.4%. FT%: MSU 69.6%, WSU 73.3%. Turnovers: MSU 20 (R. Johnson 5), WSU 12 (Rochestie 4). Blocked Shots: MSU 8 (Varnado 4), WSU 4 (Baynes 2). Steals: MSU 7 (Bailey 2), WSU 11 (Rochestie 4). Officials: Mike Wood, Tony Hawkins, Brent Hampton. Attendance: 3,510.

GAME 7

TEXAS TECH 77, MSU 73 Nov. 29, 2008 • NEWARK, NJ

Mississippi State could not match a hot-shooting Texas Tech ball club and fell to the Red Raiders 77-73 in the third place game of the Legends Classic at the Prudential Center.

Known for an always-shooting offensive attack, the Red Raiders rammed home 10 3-point baskets to earn the victory.

MSU, which has started the season strong from the foul line, could not convert Saturday, as the Bulldogs only hit 17 of 31 free throws in the contest.

Trailing 9-5, Texas Tech used a 14-1 run to take the lead for good in the basketball game. The Red Raiders led by as many as 11 in the opening half and took a 42-34 lead into the intermission.

The Bulldogs used a strong offensive second half from Kodi Augustus and strong inside play from Jarvis Varnado to crawl back into the game. Still the Bulldogs never could get over the hump. Dee Bost rammed home a 3-pointer to cut the deficit to 49-47 with 14:00 remaining.

MSU trailed by no more than seven points but also could get no closer than that two-point spread the rest of the way.

For the Bulldogs, Augustus and Bost each had 16 points for game-high honors. Bost hit three 3-point baskets. Varnado added 11 points, while Ravern Johnson scored nine points. Varnado also had a team-high 10 rebounds.

John Roberson led Texas Tech with 13 points, while Okorie and Tyree Graham each added 11 points.

Texas Tech (6-1)

Player	FG	3FG	FT	RB	PF	PT	A	Min
Roberts f	2-4	0-0	0-0	4	3	4	0	16
Cook f	3-7	2-4	2-4	4	2	10	0	25
Voskuil g	4-10	2-5	0-0	4	3	10	5	32
Roberson g	4-9	2-3	3-3	3	4	13	3	26
Okorie g	4-13	1-3	2-3	6	0	11	0	23
Graham	3-11	2-4	3-3	2	2	11	1	28
Lewandowski	1-1	0-0	0-0	1	0	2	0	3
Prince	1-1	0-0	0-0	2	2	2	2	10
Cohadarevic	2-3	0-1	2-3	2	4	6	1	18
Singletary	2-5	1-2	3-4	6	2	8	1	19
Team				5				
TOTALS	26-64	10-22	15-20	39	22	77	13	200

Mississippi State (5-2)

Player	FG	3FG	FT	RB	PF	PT	A	Min
R. Johnson g	4-10	1-5	0-0	7	3	9	2	32
Augustus f	6-12	0-2	4-5	9	3	16	0	25
Varnado c	4-6	0-0	3-4	10	3	11	1	27
Bost g	6-16	3-6	1-4	4	4	16	3	32
Stewart g	2-8	0-5	1-4	4	4	5	1	28
Beckham	2-3	0-0	0-0	1	0	4	0	8
Osby	0-1	0-0	7-10	6	2	7	0	15
Benock	0-4	0-2	0-0	2	0	0	0	12
Turner	1-2	0-0	0-0	1	0	2	0	8
Bailey	1-3	0-0	10-4	3	1	3	0	13
Team				1				
TOTALS	26-65	4-2	17-31	48	20	73	7	200

Halftime: TTU 42, MSU 34. FG%: MSU 40.0%, TTU 40.6%. 3FG%: MSU 20.0%, TTU 45.5%. FT%: MSU 54.8%, TTU 75.0%. Turnovers: MSU 11 (Augustus 3), TTU 10 (Roberson, Singletary 3). Blocked Shots: MSU 9 (Varnado, Stewart, Bailey 2), TTU 2 (Cook 2). Steals: MSU 6 (Bost 3), TTU 3 (Prince 2). Officials: Ray Natilli, Tony Hawkins, Brian Dorsey. Attendance: 2,991.

GAME 8

MSU 76, ALABAMA STATE 67 DEC. 6, 2008 • STARKVILLE, MS

An explosive game from All-America candidate Jarvis Varnado led the Mississippi State Bulldogs to a 76-67 victory against the visiting Alabama State Hornets at Humphrey Coliseum.

Varnado recorded several career highs in the game, including 22 points on a career-most 10 made field goals in just 13 attempts. Varnado also notched nine boards and eight swats.

Following just behind Varnado was outstanding sophomore shooting guard Ravern Johnson, who also set a new career mark in points scored with 21 on a career-best seven field goals made. Johnson also drained 3-of-4 three-pointers and grabbed five rebounds. Rounding out State scorers in double digits was freshman point guard Dee Bost with 10. He also had five assists.

Senior guard Andrew Hayles led the Hornets with 16 points on 6-of-16 shooting while senior forward Chief Kickingstallionsims totaled six blocks and 12 points.

The Bulldogs registered their largest lead of the game midway through the first half, leading 24-12. The Hornets came storming back, however, and tied the score with a jumper from senior Brandon Brooks with just 3:05 remaining in the half. State nursed a 38-37 halftime advantage.

MSU held a small lead throughout the second half but saw Alabama State hit back-to-back three-pointers to close the gap to 60-57 at the 6:22 mark.

Alabama State (1-5)

Player	FG	3FG	FT	RB	PF	PT	A	Min
Provitt	f	0-0	0-0	2	5	0	0	15
Kickingstall	c	5-13	0-0	2-4	5	3	12	1 23
Hayles	g	6-16	2-9	2-2	3	2	16	0 36
Brooks	g	6-8	0-2	2-2	5	2	14	5 35
White	g	1-6	0-2	0-0	3	0	2	1 23
Middlebrooks		0-1	0-1	0-0	0	3	0	1 9
Butler		2-4	1-2	0-0	0	3	5	1 18
Mundadi		5-8	4-7	0-0	5	4	14	0 24
Fitch		2-6	0-0	0-0	1	1	4	0 17
Team				5				
TOTALS	27-62	7-23	6-8	29	23	67	9	200

Mississippi State (6-2)

Player	FG	3FG	FT	RB	PF	PT	A	Min
Augustus	f	0-4	0-0	4-4	1	0	4	0 20
Varnado	f	10-13	0-0	2-4	9	2	22	1 32
R. Johnson	g	7-10	3-4	4-5	5	1	21	1 35
Bost	g	2-5	1-2	5-6	1	3	10	5 27
Stewart	g	3-9	1-4	1-3	5	2	8	5 34
Beckham		2-3	0-0	0-0	1	0	4	0 13
Osby		1-4	0-0	3-6	6	3	5	1 20
Benock		0-0	0-0	0-0	2	0	0	0 6
Turner		0-0	0-0	0-0	2	0	0	1 5
Bailey		1-4	0-0	0-0	1	1	2	0 8
Team				4				
TOTALS	26-52	5-10	19-28	37	12	76	14	200

Halftime: MSU 38, ASU 37. FG%: MSU 50.0%, ASU 43.5%. 3FG%: MSU 50.0%, ASU 30.4%. FT%: MSU 67.9%, ASU 75.0%. Turnovers: MSU 14 (Bost 4), ASU 14 (Brooks 6). Blocked Shots: MSU 18 (Varnado 8), ASU 8 (Kickingstallionsims 6). Steals: MSU 5 (Varnado, Bost 2), ASU 5 (Butler, Fitch 2). Officials: Mike Stuart, Billy Dunlap, Tim Gattis. Attendance: 7,959.

GAME 9

CHARLOTTE 70, MSU 64 DEC. 10, 2008 • STARKVILLE, MS

A furious run in the final minutes fell short for Mississippi State as the Bulldogs dropped a 70-64 decision to the visiting Charlotte 49ers at Humphrey Coliseum.

After trailing by as many as 24 points with 7:14 remaining in the game, a dunk by junior Barry Stewart woke up the Bulldogs, as they outscored Charlotte 22-4 the rest of the way.

Still, the deficit was too much to overcome to pick up the win. With the loss, Mississippi State dropped its first home contest in the last 10 outings at Humphrey Coliseum.

State had won 13 of its last 14 at home.

Freshman point guard Dee Bost hit a season-high 6-of-8 free throws to lead MSU in scoring with 15 points, while fellow freshman Romero Osby drained a perfect 4-of-4 free throws to record 10, his second double-digit performance of the season.

Stewart also connected on all four of his free throw attempts for 10 points to round out State scorers in double digits.

Senior forward Lamont Mack notched a game-high 19 points and eight rebounds to lead the 49ers.

State managed just 17 field goals, tied for eighth-least under Stansbury's leadership. Following suit, tonight's 30.1% mark from the field was the Bulldogs' fourth-worst under Stansbury and worst since 2005. Wednesday also marked Charlotte's first-ever win against MSU.

Charlotte (3-6)

Player	FG	3FG	FT	RB	PF	PT	A	Min
Coley	f	2-8	0-0	1-2	3	4	5	1 21
Mack	f	8-15	3-8	0-2	8	4	19	0 26
Wilderness	f	3-9	0-1	4-5	2	2	10	1 27
Harris	g	3-7	1-2	4-6	3	0	11	5 36
Coleman	g	4-9	2-5	0-0	5	2	10	0 22
Ngoundjo		0-1	0-0	0-0	6	4	0	0 6
Andersen		2-8	2-5	0-0	5	1	6	0 24
Jones		4-8	0-0	1-0	7	5	9	0 21
Dewhurst		0-2	0-0	0-0	0	1	0	0 17
Team				6				
TOTALS	26-67	8-21	10-16	45	23	70	7	200

Mississippi State (6-3)

Player	FG	3FG	FT	RB	PF	PT	A	Min
Augustus	f	0-4	0-1	0-0	5	1	0	0 10
Varnado	f	3-7	0-0	2-6	9	1	8	3 36
R. Johnson	g	2-7	2-6	1-2	5	1	7	0 33
Bost	g	3-10	3-8	6-8	0	4	15	1 32
Stewart	g	3-15	0-8	4-4	6	1	10	0 38
Holcombe		1-1	0-0	3-3	2	0	5	0 7
Beckham		0-1	0-0	0-2	1	1	0	3 6
Osby		3-6	0-1	4-4	6	3	10	0 22
Benock		0-0	0-0	0-0	0	0	0	0 2
Turner		1-2	1-2	2-2	3	2	5	0 8
Bailey		1-2	0-0	2-2	2	1	4	0 6
Team				3				
TOTALS	17-55	6-26	24-33	42	15	64	7	200

Halftime: UNCC 36, MSU 20. FG%: MSU 30.9%, UNCC 38.8%. 3FG%: MSU 23.1%, UNCC 38.1%. FT%: MSU 72.7%, UNCC 62.5%. Turnovers: MSU 11 (Varnado 3), UNCC 11 (Mack 3). Blocked Shots: MSU 6 (Varnado 3), UNCC 2 (Mack, Jones 1). Steals: MSU 4 (Turner 2), UNCC 6 (Coley 3). Officials: Joe Lindsey, Tracy Woodson, Mike Roberts. Attendance: 8,635.

LAST TIME OUT

MSU 79, SOUTH ALABAMA 60 DEC. 13, 2008 • STARKVILLE, MS

Hot shooting and another powerful performance from star center Jarvis Varnado led Mississippi State to a 79-60 victory against South Alabama at Humphrey Coliseum.

Varnado put up eight points, six blocks and six rebounds by halftime to finish the game just a point shy of his career high of 22 points on 9-of-11 shooting, along with eight rebounds and six blocks.

Following their worst offensive production of the season against Charlotte, MSU hit 29 of its 54 shots for 53.7 percent, its second-best offensive performance of the season.

In his first start of the season, Phil Turner came up with a season-high 10 points on 3-of-6 shooting and a perfect 4 of 4 from the charity stripe, as well as recording four assists. Sophomore shooting specialist Ravern Johnson rounded out State scorers in double digits with 12 on a 3-of-4 effort from behind the arc.

Senior forward Brandon Davis was one of two Jaguars in double digits, leading USA with 19 points on 7-of-19 shooting. Senior guard Dominic Tilford put up 11 points after draining 3-of-6 treys.

MSU put the game out of reach in the second half after orchestrating a 15-0 run, sparked by a layup from freshman Dee Bost with 17:22 remaining in the game. MSU slowly stretched its lead throughout the remainder of the game.

Despite the win, the Bulldogs were out-rebounded 39-33 and are now 2-2 when losing the battle of the boards.

South Alabama (6-4)

Player	FG	3FG	FT	RB	PF	PT	A	Min
Davis	f	7-19	0-0	5-6	9	4	19	0 32
Douglas	f	3-7	0-0	2-7	5	2	8	0 30
Tilford	f	4-11	3-6	0-0	5	0	11	0 33
Watson	g	1-3	0-0	0-0	3	2	2	0 24
Ross	g	1-4	0-0	1-2	0	1	3	0 14
Coleman		1-4	1-3	3-4	5	3	6	0 16
Hayles		1-5	0-2	0-0	5	2	2	0 23
Sherrer		2-5	1-3	2-2	0	1	7	1 24
Ford		1-1	0-0	0-0	0	0	2	0 1
Tabet		0-0	0-0	0-0	0	1	0	0 3
Team				7				
TOTALS	21-59	5-14	13-21	39	16	60	1	200


Mississippi State (7-3)

Player	FG	3FG	FT	RB	PF	PT	A	Min
R. Johnson	f	4-8	3-4	1-1	3	2	12	0 26
Varnado	f	9-11	0-0	3-6	8	4	21	0 26
Bost	g	2-6	0-3	0-0	4	2	4	5 35
Stewart	g	2-7	0-1	0-0	0	0	4	0 18
Turner	g	3-6	0-2	4-4	2	3	10	4 21
Holcombe		2-2	1-1	0-1	2	1	5	0 13
Beckham		1-1	0-0	4-4	3	1	6	2 13
Osby		1-2	0-0	2-2	0	2	4	0 10
Gay		0-0	0-0	0-0	0	0	0	0 1
Bryant		0-0	0-0	0-0	0	0	0	1 1
Benock		0-4	0-3	0-0	1	1	0	2 14
Luczak		1-1	0-0	0-0	0	0	2	0 1
Augustus		2-3	0-0	3-4	1	0	7	0 7
Bolen		0-0	0-0	0-0	0	0	0	0 1
Bailey		2-3	0-0	0-2	3	3	4	0 13
Team				6				
TOTALS	29-54	4-14	17-24	33	19	79	14	200

Halftime: MSU 32, USA 29. FG%: MSU 53.7%, USA 35.6%. 3FG%: MSU 28.6%, USA 35.7%. FT%: MSU 70.8%, USA 61.9%. Turnovers: MSU 13 (Five with 2), USA 15 (Tilford, Coleman 4). Blocked Shots: MSU 9 (Varnado 6), USA 6 (Douglas 3). Steals: MSU 8 (Turner 2), USA 5 (Five with 1). Officials: Pat Adams, Jeff Nicholls, Ted Valentine. Attendance: 7,889.



Meet Jarvis Varnado



Jarvis Varnado

6-9 • 210 • Jr.

2L • Forward

Brownsville, TN

32

VARNADO BY THE NUMBERS

SEASON HIGHS

- Points: 22, vs Alabama State (12-6-08)
- FGM: 10, vs Alabama State (12-6-08)
- FGA: 13, vs Alabama State (12-6-08)
- 3GM: 0
- 3GA: 0
- FTM: 5, at St. Bonaventure (11-25-08)
- FTA: 7, Fairleigh Dickson (11-15-08), at St. Bonaventure (11-25-08)
- Rebounds: 16, Fairleigh Dickson (11-15-08)
- Assists: 3, Charlotte (12-10-08)
- Blocks: 9, LA-Monroe (11-17-08)
- Steals: 2, vs Alabama State (12-6-08)
- Minutes: 36, Charlotte (12-10-08)
- Season double-doubles: 4

CAREER HIGHS

- Points: 22, vs Alabama State (12-6-08)
- FGM: 10, vs Alabama State (12-6-08)
- FGA: 13, vs Alabama State (12-6-08)
- 3GM: 1, LSU (3-8-08)
- 3GA: 1, LSU (3-8-08)
- FTM: 6, Lafayette (1-5-08)
- FTA: 10, Kentucky (1-15-08)
- Rebounds: 17, LSU (1-9-08)
- Assists: 3, Charlotte (12-10-08)
- Blocks: 10, 3 times (last: Kentucky, 1-15-08)
- Steals: 3, Alabama (1-19-08), South Alabama (12-15-07)
- Minutes: 40, Alabama-SECT (3-14-08)
- Career double-doubles: 11

- ◆ Leads the nation with 62 blocked shots, more than 10 of the SEC teams, and is tops in the league with an average of 10.5 rebounds.
- ◆ With eight blocks against Fairleigh Dickinson, became MSU's all-time leader, surpassing Erick Dampier's mark of 249 set from 1994-96.
- ◆ Has recorded a team-high four double-doubles this season.
- ◆ Set a school-record with nine first-half blocks against North Alabama.
- ◆ Scored a career-high 22 points against Alabama State last week on 10-of-13 shooting, also career highs.

ALL-AMERICAN, ALL-SEC CANDIDATE 2007-08 NATIONAL DEFENSIVE PLAYER OF THE YEAR

2006-07

Opponent	Min	FG-FGA	Pct	FT-FTA	Pct	Off	DEF	TOT	Blk	Pts
NICHOLLS	14	2-2	1.000	1-1	1.000	1	5	6	3	5
L. MARYMOUNT	12	0-1	.000	1-2	.500	0	1	1	1	1
WINTHROP	9	1-3	.333	0-0	.000	1	2	3	2	2
at Clemson	12	4-5	.800	1-2	.500	1	2	3	0	9
CHARLOTTE	11	1-3	.333	0-2	.000	1	2	3	1	2
Texas A&M-Corpus Christi	22	3-5	.600	1-2	.500	2	7	9	5	7
SOUTH ALABAMA	22	2-4	.500	3-4	.750	3	3	6	3	7
at Miami (Fla.)	12	3-3	1.000	1-2	.500	2	3	5	1	7
MCNEESE STATE	20	6-7	.857	1-3	.333	3	4	7	4	13
ALABAMA STATE	23	6-9	.667	0-0	.000	4	1	5	4	12
vs New Orleans	24	4-6	.667	5-8	.625	4	11	15	7	13
at George Mason	24	3-6	.500	2-4	.500	2	4	6	4	8
at Missouri	19	3-5	.600	1-2	.500	2	7	9	0	7
at Tennessee	16	1-2	.500	0-2	.000	1	4	5	2	2
OLE MISS	13	1-2	.500	0-0	.000	0	1	1	0	2
at Kentucky	17	1-4	.250	0-0	.000	2	0	2	1	2
AUBURN	7	1-2	.500	0-0	.000	1	2	3	1	2
FLORIDA	15	2-3	.667	0-0	.000	3	3	6	3	4
SOUTH CAROLINA	11	1-1	1.000	0-0	.000	0	2	2	1	2
at Ole Miss	10	1-2	.500	2-2	1.000	0	0	0	2	4
LSU	8	1-2	.500	0-0	.000	0	0	0	1	2
at Alabama	13	1-3	.333	2-2	1.000	4	1	5	3	4
at Auburn	11	2-4	.500	0-0	.000	1	1	2	2	4
ARKANSAS	10	2-2	1.000	0-0	.000	1	4	5	4	4
at LSU	8	1-1	1.000	0-0	.000	1	0	1	0	2
VANDERBILT	11	2-2	1.000	0-0	.000	1	1	2	1	4
at Georgia	7	0-2	.000	0-0	.000	0	0	0	0	0
at Arkansas	6	1-1	1.000	0-0	.000	0	1	1	1	2
ALABAMA	10	5-6	.833	0-2	.000	7	1	8	2	10
vs Kentucky	9	0-0	.000	0-0	.000	0	2	2	1	0
vs Arkansas	9	3-3	1.000	1-2	.500	2	1	3	1	7
MISS. VALLEY ST.	13	3-3	1.000	2-3	.667	2	3	5	1	8
BRADLEY	16	3-7	.429	0-0	.000	6	6	12	3	6
FLORIDA STATE	18	5-5	1.000	0-0	.000	2	0	2	1	10
vs West Virginia	11	0-0	.000	0-0	.000	1	0	1	1	0
Totals	473	75-116	.647	24-45	.533	61	85	146	67	174

2007-08

Opponent	Min	FG-FGA	Pct	FT-FTA	Pct	Off	DEF	TOT	Blk	Pts
LOUISIANA TECH	26	1-5	.200	2-2	1.000	1	4	5	6	4
CLEMSON	27	3-7	.429	1-2	.500	6	6	12	6	7
UT MARTIN	27	4-4	1.000	0-0	.000	3	13	16	3	8
vs UC Irvine	19	1-2	.500	0-1	.000	3	3	6	2	2
vs Southern Illinois	36	3-3	1.000	0-2	.000	2	5	7	2	6
vs Miami (OH)	30	1-3	.333	0-2	.000	2	4	6	5	2
MURRAY STATE	24	1-1	1.000	0-0	.000	3	4	7	2	2
SE LOUISIANA	17	4-6	.667	0-0	.000	0	3	3	4	8
MIAMI (FL)	31	4-6	.667	0-0	.000	2	5	7	10	8
at South Alabama	34	4-5	.800	1-4	.250	4	6	10	6	9
at Loyola Marymount	20	4-4	1.000	2-6	.333	2	4	6	9	10
at Texas A&M-Corpus Christi	24	1-9	.111	0-0	.000	5	2	7	0	2
MISSOURI	23	4-6	.667	1-4	.250	3	5	8	5	9
vs Lafayette	26	5-5	1.000	6-9	.667	3	9	12	5	16
at LSU	25	6-10	.600	1-4	.250	5	12	17	7	13
GEORGIA	21	4-5	.800	1-1	1.000	2	7	9	10	9
KENTUCKY	36	3-5	.600	4-10	.400	2	10	12	10	10
at Alabama	21	2-4	.500	0-2	.000	4	2	6	0	4
OLE MISS	29	4-5	.800	4-4	1.000	0	8	8	4	12
at Arkansas	24	0-1	.000	1-2	.500	2	4	6	4	1
TENNESSEE	30	2-4	.500	1-4	.250	1	3	4	2	5
ALABAMA	30	4-5	.800	0-0	.000	1	2	3	2	8
at Auburn	23	4-4	1.000	0-0	.000	0	3	3	6	8
ARKANSAS	29	3-4	.750	4-6	.667	2	8	10	3	10
at Ole Miss	32	3-5	.600	0-0	.000	4	2	6	6	6
at South Carolina	37	3-5	.600	1-1	1.000	1	11	12	5	7
AUBURN	37	6-7	.857	2-4	.500	2	7	9	4	14
at Florida	37	4-7	.571	3-8	.375	1	10	11	7	11
at Vanderbilt	33	7-9	.778	2-5	.400	1	2	3	1	16
LSU	27	3-8	.375	0-0	.000	3	3	6	7	7
vs Alabama	40	4-5	.800	2-3	.667	2	9	11	3	10
vs Georgia	33	0-0	.000	3-4	.750	1	5	6	1	3
vs Oregon	32	5-7	.714	1-2	.500	1	7	8	4	11
vs Memphis	28	2-4	.500	7-8	.875	1	1	2	5	11
Totals	968	109-170	.641	50-100	.500	75	189	264	157	269

2008-09


Opponent	Min	FG-FGA	Pct	FT-FTA	Pct	Off	DEF	TOT	Blk	Pts
CENTENARY	25	3-6	.500	3-5	.600	4	7	11	7	9
La-MONROE	27	1-4	.250	0-1	.000	3	8	11	9	2
N. ALABAMA	22	6-7	.857	4-4	1.000	1	13	14	7	16
F. DICKINSON	24	5-9	.556	4-7	.571	5	11	16	8	14
at St. Bonaventure	34	7-12	.583	5-7	.714	5	7	12	6	19
vs Washington St.	25	1-3	.333	0-2	.000	2	3	5	4	2
vs Texas Tech	27	4-6	.667	3-4	.750	2	8	10	4	11
ALABAMA STATE	32	10-13	.769	2-4	.500	5	4	9	8	22
Charlotte	36	3-7	.429	2-6	.333	2	7	9	3	8
South Alabama	26	9-11	.818	3-6	.500	2	6	8	6	21
Totals	278	49-78	.628	26-46	.565	31	74	105	62	124

VARNADO'S CAREER NUMBERS

Year	G/GS	Min	FG-FGA	Pct	FT-FTA	Pct	Off	DEF	TOT/Avg	Blk	Pts/Avg
2006-07	35/13	473	75-116	.647	24-45	.533	61	85	146	67	174/5.0
2007-08	34/34	968	109-170	.641	50-100	.500	75	189	264	157	269/7.9
2008-09	10/10	278	49-78	.628	26-46	.565	31	74	105	62	124/12.4
Totals	79/57	1,791	233-364	.640	100-191	.524	167	348	515/6.5	286	567/7.2



Meet Barry Stewart



Barry Stewart

6-3 • 170 • Jr.

2L • Guard

Shelbyville, TN

22

STEWART BY THE NUMBERS

SEASON HIGHS

- Points: 17, La-Monroe (11-17-08)
- FGM: 6, La-Monroe (11-17-08)
- FGA: 15, Charlotte (12-10-08)
- 3GM: 3, North Alabama (11-19-08), La-Monroe (11-17-08), Texas Tech (11-29-08)
- 3GA: 8, Charlotte (12-10-08)
- FTM: 4, Charlotte (12-10-08)
- FTA: 5, Washington State (11-28-08)
- Rebounds: 6, Charlotte (12-10-08)
- Assists: 5, Alabama State (12-6-08)
- Blocks: 2, Texas Tech (11-29-09)
- Steals: 4, Centenary (11-15-08)
- Minutes: 38, Charlotte (12-10-08)
- Season double-doubles: 0

CAREER HIGHS

- Points: 24, Missouri (12-30-07)
- FGM: 8, Missouri (12-30-07)
- FGA: 15, Charlotte (12-10-08)
- 3GM: 6, Tennessee (2-2-08)
- 3GA: 9, Miami (12-13-07)
- FTM: 10, Auburn (1-20-07)
- FTA: 10, Auburn (1-20-07)
- Rebounds: 11, LA-Tech (11-10-07)
- Assists: 7, Missouri (12-30-07)
- Blocks: 2, Texas Tech (11-29-08)
- Steals: 5, Alabama (3-14-08)
- Minutes: 44, Alabama-SECT (3-14-08)
- Career double-doubles: 1

- ◆ Former All-SEC freshman is third on the team in scoring with a 9.8 clip.
- ◆ Has scored in double digits in six of the Bulldogs' 10 games.
- ◆ Is third on the team with 14 assists.
- ◆ Best outing this year came against Louisiana-Monroe when he scored 17 points.
- ◆ Is second on the team with 10 steals.
- ◆ With 14 made 3-pointers on the year, he now has 144 for his career, the seventh most in school history. With 18 more, he'll move past Bart Hyche (1996-99) into sole possession of fifth.

ALL-SEC CANDIDATE 2006-07 ALL-SEC FRESHMAN TEAM

2006-07

Opponent	Min	FG-FGA	Pct	3PTA-M	PCT	FT-FTA	Pct	Reb	A	TO	Blk	Stl	Pts
NICHOLLS	24	5-8	.625	2-5	.400	2-3	.667	2	1	2	0	3	14
LOYOLA MARYMOUNT	26	3-4	.750	1-1	1.000	6-7	.857	4	1	1	0	1	13
WINTHROP	23	3-8	.375	3-6	.500	0-0	.000	5	1	1	0	0	9
at Clemson	25	2-5	.400	2-4	.500	2-2	1.000	2	1	1	0	0	8
CHARLOTTE	29	4-7	.571	2-5	.400	3-5	.600	6	0	1	0	2	13
Texas A&M Corpus Christi	25	3-6	.500	2-5	.400	3-3	1.000	4	1	0	1	0	11
SOUTH ALABAMA	24	4-9	.444	0-5	.000	2-2	1.000	2	2	1	0	1	10
at Miami (Fla.)	29	6-14	.429	5-11	.455	5-7	.714	3	1	0	0	2	22
MCNEESE STATE	22	4-11	.364	4-9	.444	2-4	.500	1	1	0	0	1	14
ALABAMA STATE	23	3-11	.273	2-8	.250	1-2	.500	5	2	0	1	1	9
vs New Orleans	20	1-3	.333	1-3	.333	3-4	.750	3	2	0	0	0	6
at George Mason	24	2-7	.286	2-6	.333	5-5	1.000	3	0	1	0	1	11
at Missouri	31	3-12	.250	3-8	.375	2-3	.667	3	1	2	1	2	11
at Tennessee	24	3-7	.429	3-6	.500	3-5	.600	0	2	1	0	1	12
OLE MISS	27	2-3	.667	1-1	1.000	7-7	1.000	5	2	1	0	0	12
at Kentucky	20	3-7	.429	3-6	.500	0-0	.000	3	1	0	0	0	9
AUBURN	26	4-6	.667	4-6	.667	10-10	1.000	5	1	1	0	0	22
FLORIDA	27	5-9	.556	3-7	.429	3-3	1.000	3	2	1	0	1	16
SOUTH CAROLINA	25	0-8	.000	0-5	.000	2-2	1.000	5	1	0	0	0	2
at Ole Miss	24	0-3	.000	0-2	.000	2-3	.667	3	3	0	0	0	2
LSU	23	2-7	.286	2-5	.400	3-4	.750	1	1	0	0	1	9
at Alabama	19	1-5	.200	0-4	.000	3-6	.500	4	3	0	1	0	5
at Auburn	30	4-9	.444	4-7	.571	0-1	.000	5	2	2	0	1	12
ARKANSAS	26	3-4	.750	2-2	1.000	2-2	1.000	4	0	1	0	1	10
at LSU	25	2-5	.400	1-2	.500	2-2	1.000	3	2	0	0	2	7
VANDERBILT	22	2-5	.400	1-3	.333	0-0	.000	1	2	3	0	1	5
at Georgia	17	3-5	.600	3-5	.600	0-2	.000	5	1	2	0	0	9
at Arkansas	23	1-5	.200	0-3	.000	0-0	.000	3	0	0	0	1	2
ALABAMA	22	2-6	.333	1-4	.250	3-3	1.000	2	1	0	0	0	8
vs Kentucky	29	2-7	.286	1-5	.200	2-5	.400	2	1	1	0	0	7
vs Arkansas	18	2-4	.500	2-4	.500	0-0	.000	3	1	1	0	0	6
MISSISSIPPI VALLEY ST	22	2-7	.286	1-5	.200	0-0	.000	2	1	0	1	0	5
BRADLEY	25	4-9	.444	4-7	.571	1-2	.500	4	0	2	0	1	13
FLORIDA STATE	25	3-7	.429	1-4	.250	3-3	1.000	3	1	0	0	5	10
vs West Virginia	24	3-7	.429	2-5	.400	0-0	.000	2	1	1	0	3	8
Totals	848	96-240	.400	68-174	.391	82-107	.766	111	43	27	5	32	342

2007-08

Opponent	Min	FG-FGA	Pct	3PTA-M	PCT	FT-FTA	Pct	Reb	A	TO	Blk	Stl	Pts
LOUISIANA TECH	26	5-10	.500	1-5	.200	2-3	.667	11	3	0	1	0	13
CLEMSON	26	3-10	.300	2-6	.333	4-4	1.000	6	2	4	0	2	12
UT MARTIN	26	3-12	.250	0-4	.000	3-4	.750	4	4	4	0	2	9
vs UC Irvine	38	6-10	.600	4-7	.571	2-2	1.000	6	2	1	0	0	18
vs Southern Illinois	38	3-9	.333	1-3	.333	2-2	1.000	3	3	3	1	1	9
vs Miami (OH)	36	2-9	.222	1-5	.200	0-0	.000	3	4	5	0	0	5
MURRAY STATE	36	5-6	.833	2-3	.667	2-2	1.000	5	2	1	0	4	14
SE LOUISIANA	30	2-6	.333	2-5	.400	0-0	.000	1	2	2	0	2	6
MIAMI (FL)	37	6-12	.500	5-9	.556	1-2	.500	4	1	1	0	1	18
at South Alabama	39	3-10	.300	1-5	.200	1-3	.333	6	6	4	0	2	8
at Loyola Marymount	25	4-8	.500	2-5	.400	0-2	.000	5	5	3	0	1	10
at Texas A&M-CC	36	6-8	.750	2-3	.667	5-7	.714	2	4	2	0	1	19
MISSOURI	38	8-14	.571	3-7	.429	5-5	1.000	4	7	3	0	2	24
vs Lafayette	32	2-8	.250	1-5	.200	1-2	.500	3	1	3	0	1	6
at LSU	35	2-6	.333	1-4	.250	6-8	.750	6	5	2	0	1	11
GEORGIA	36	3-13	.231	0-5	.000	3-5	.600	5	2	4	0	2	9
KENTUCKY	35	2-11	.182	0-5	.000	5-8	.625	4	4	5	0	1	9
at Alabama	35	6-11	.545	3-5	.600	1-2	.500	1	3	2	0	2	16
OLE MISS	33	5-11	.455	0-4	.000	2-4	.500	4	3	2	0	1	12
at Arkansas	30	3-7	.429	0-2	.000	1-2	.500	1	0	1	0	1	7
TENNESSEE	34	7-9	.778	6-8	.750	1-2	.500	2	1	1	0	2	21
ALABAMA	36	5-11	.455	3-8	.375	0-0	.000	9	2	3	1	0	13
at Auburn	37	2-5	.400	2-4	.500	1-2	.500	3	1	4	0	0	7
ARKANSAS	38	5-11	.455	3-5	.600	6-6	1.000	5	1	4	0	2	19
at Ole Miss	37	4-13	.308	0-6	.000	3-5	.600	8	3	2	0	1	11
at South Carolina	43	3-10	.300	1-6	.167	0-2	.000	3	0	4	0	1	8
AUBURN	37	4-8	.500	3-5	.600	0-0	.000	5	5	1	0	0	11
at Florida	39	3-13	.231	2-8	.250	2-2	1.000	8	1	0	0	2	10
at Vanderbilt	43	4-9	.444	2-7	.286	0-0	.000	5	1	0	1	0	10
LSU	39	2-9	.222	1-6	.167	0-0	.000	4	0	2	0	1	5
vs Alabama	44	3-12	.250	1-6	.167	4-6	.667	8	3	3	0	5	11
vs Georgia	35	3-14	.214	3-6	.500	1-2	.500	6	4	0	0	0	10
vs Oregon	38	4-10	.400	4-8	.500	4-5	.800	2	2	1	0	1	16
vs Memphis	37	1-12	.083	0-6	.000	2-3	.667	5	1	1	0	2	4
Totals	1214	129-337	.383	62-186	.333	71-102	.696	157	88	78	4	44	391

2008-09


Opponent	Min	FG-FGA	Pct	3PTA-M	PCT	FT-FTA	Pct	Reb	A	TO	Blk	Stl	Pts
CENTENARY	23	4-8	.500	2-4	.500	3-4	.750	3	1	4	0	4	13
LA-MONROE	26	6-9	.667	3-6	.500	2-4	.500	1	1	3	1	1	17
NORTH ALABAMA	22	5-8	.625	3-5	.600	3-4	.750	2	0	2	0	1	16
FAIRLEIGH DICKINSON	23	4-9	.444	2-5	.400	2-4	.500	2	2	0	0	1	12
at St. Bonaventure	32	1-9	.111	1-4	.250	0-0	.000	0	4	3	0	1	3
vs Washington State	30	3-10	.300	2-5	.400	2-2	1.000	2	0	3	1	1	10
vs Texas Tech	28	2-8	.250	0-5	.000	1-4	.250	4	1	0	2	0	5
ALABAMA STATE	34	3-9	.333	1-4	.250	1-3	.333	5	5	1	0	1	8
Charlotte	38	3-15	.200	0-8	.000	4-4	1.000	6	0	2	0	0	10
South Alabama	18	2-7	.286	0-1	.000	0-0	.000	0	0	0	0	0	4
Totals	274	33-92	.359	14-47	.298	18-29	.621	28	14	18	4	10	98

STEWART'S CAREER NUMBERS

Year	G/GS	Min	FG-FGA	Pct	3PTA-M	PCT	FT-FTA	Pct	Reb	A	TO	Blk	Stl	Pts/Avg
2006-07	35/0	848	96-240	.400	68-174	.391	82-107	.766	111	43	27	5	32	342/9.8
2007-08	34/34	1214	129-337	.383	62-186	.333	71-102	.696	157	88	78	4	44	391/11.5
2008-09	10/10	274	33-92	.359	14-47	.298	18-29	.621	28	14	18	4	10	98/9.8
Totals	79/44	2,336	258-669	.386	144-407	.354	171-238	.718	296	145	123	13	86	831/10.5



Meet Dee Bost



Dee Bost

6-2 • 170 • Fr.

HS • Guard

Concord, NC

3

FRESHMAN ALL-SEC CANDIDATE PRESEASON HONORABLE MENTION ALL-AMERICAN

2008-09

Opponent	Min	FG-FGA	Pct	3PTA-M	PCT	FT-FTA	Pct	Reb	A	TO	Blk	Stl	Pts
CENTENARY	23	3-8	.375	2-4	.500	1-2	.500	3	4	2	0	1	9
LOUISIANA-MONROE	26	4-9	.444	3-6	.500	3-4	.750	3	7	2	0	1	14
NORTH ALABAMA	23	2-5	.400	1-3	.333	2-2	1.000	2	10	5	0	1	7
FAIRLEIGH DICKINSON	24	2-8	.250	0-4	.000	2-4	.500	1	6	4	0	1	6
at St. Bonaventure	20	1-8	.125	0-1	.000	4-5	.800	4	2	6	0	3	6
vs Washington State	30	1-6	.167	1-3	.333	5-6	.833	7	3	3	0	1	8
vs Texas Tech	32	6-16	.375	3-6	.500	1-4	.250	4	3	1	0	3	16
ALABAMA STATE	27	2-5	.400	1-2	.500	5-6	.833	1	5	4	0	2	10
Charlotte	32	3-10	.300	3-8	.375	6-8	.750	0	1	2	0	0	15
South Alabama	35	2-6	.333	0-3	.000	0-0	.000	4	5	2	0	0	4
Totals	272	26-81	.321	14-40	.350	29-41	.707	29	46	31	0	13	95

BOST BY THE NUMBERS

SEASON/CAREER HIGHS

- Points: 16, Texas Tech (11-29-08)
- FG%: 6, Texas Tech (11-29-08)
- FGA: 16, Texas Tech (11-29-08)
- 3GM: 3, La-Monroe (11-17-08),
Texas Tech (11-29-08), Charlotte (12-10-08)
- 3GA: 8, Charlotte (12-10-08)
- FTM: 6, Charlotte (12-10-08)
- FTA: 8, Charlotte (12-10-08)
- Rebounds: 5, Washington State (11-28-08)
- Assists: 10, North Alabama (11-19-08)
- Blocks: 0
- Steals: 3, at St. Bonaventure (11-25-08),
Texas Tech (11-29-08)
- Minutes: 32, Texas Tech (11-29-08),
Charlotte (12-10-08)
- Season double-doubles: 0

BOST'S CAREER NUMBERS

Year	G/GS	Min	FG-FGA	Pct	3PTA-M	PCT	FT-FTA	Pct	Reb	A	TO	Blk	Stl	Pts/Avg
2008-09	10/10	272	26-81	.321	14-40	.350	29-41	.707	29	46	31	0	13	95/9.5




- ◆ Has started all 10 games.
- ◆ Became the first true freshman to start on opening day since Jamont Gordon in 2005-06.
- ◆ Leads MSU with 46 assists, the second-most in the SEC and the 59th-most nationally.
- ◆ Had 10 assists against North Alabama, becoming the first MSU player to dish out 10 since Jamont Gordon last year against Alabama.
- ◆ Is averaging 9.5 points and has scored in double digits four times this season.
- ◆ Honorable mention freshman All-American by CollegeHoops.net.



DID YOU KNOW . . .

- ✓ Both a football and basketball standout at Concord High School.
- ✓ Led his school to Class 3A titles in both football and basketball.
- ✓ Earned MVP honors in both the football and basketball title games.
- ✓ Averaged 17 points, 6.5 rebounds and 5.0 assists as a senior.
- ✓ Threw for 2,958 yards and 25 touchdowns as a senior.

Meet the Mississippi State Players



Kodi Augustus
6-8 • 220 • So.
1L • Forward
Baton Rouge, LA

24

- ◆ Has started nine of the 10 games for the Bulldogs.
- ◆ Is second on the team at the foul line with an 85.2 percent accuracy (23 of 27).
- ◆ Is fourth on the team with six blocked shots.
- ◆ Is currently averaging 7.3 points and 5.0 rebounds.


AUGUSTUS BY THE NUMBERS

SEASON HIGHS

- Points: 16, Texas Tech (11-29-08)
- FGM: 6, Texas Tech (11-29-08)
- FGA: 12, Texas Tech (11-29-08)
- 3GM: 1, La-Monroe (11-17-08)
- 3GA: 3, Washington State (11-28-08)
- FTM: 5, Washington State (11-28-08)
- FTA: 6, Washington State (11-28-08)
- Rebounds: 9, Texas Tech (11-29-08)
- Assists: 2, Centenary (11-15-08), ULM (11-17-08)
- Blocks: 2, Centenary (11-15-08)
- Steals: 1, four times (Last: Texas Tech [11-29-08])
- Minutes: 27, Washington State (11-28-08)
- Season double-doubles: 0

CAREER HIGHS

- Points: 16, Texas Tech (11-29-08)
- FGM: 6, Texas Tech (11-29-08)
- FGA: 12, Texas Tech (11-29-08)
- 3GM: 2, Southeastern LA (12-8-07)
- 3GA: 3, Washington State (11-28-08)
- FTM: 5, Washington State (11-28-08)
- FTA: 6, Washington State (11-28-08)
- Rebounds: 9, Texas Tech (11-29-08)
- Assists: 2, Centenary (11-15-08), LA-Monroe (11-17-08), Loyola Marymount (12-19-07)
- Blocks: 2, Centenary (11-15-08)
- Steals: 1, five times (Last: Texas Tech [11-29-08])
- Minutes: 27, Washington State (11-28-08)
- Career double-doubles: 0



Ravern Johnson
6-7 • 175 • So.
1L • Guard
Lyon, MS

2

- ◆ The first-year starter leads MState with 24 3-pointers on 46 attempts.
- ◆ In first start against Centenary, he responded with 15 points and drained a team-high five 3-pointers on eight attempts.
- ◆ Scored career-high 21 points against Alabama State and is second in scoring with an 11.8 clip.


JOHNSON BY THE NUMBERS

SEASON HIGHS

- Points: 21, Alabama State (12-6-08)
- FGM: 7, Alabama State (12-6-08)
- FGA: 10, vs. Texas Tech (11-29-08), Alabama State (12-6-08)
- 3GM: 5, Centenary (11-15-08)
- 3GA: 8, Centenary (11-15-08)
- FTM: 4, at St. Bonaventure (11-25-08), Alabama State (12-6-08)
- FTA: 5, Alabama State (12-6-08)
- Rebounds: 7, at St. Bonaventure (11-25-08), Texas Tech (11-29-08)
- Assists: 3, Centenary (11-15-08)
- Blocks: 2, Centenary (11-15-08), Fairleigh Dickinson (11-22-08)
- Steals: 1, six times (last: South Alabama, 12-13-08)
- Minutes: 35, Alabama State (12-6-08)
- Season double-doubles: 0

CAREER HIGHS

- Points: 21, Alabama State (12-6-08)
- FGM: 7, Alabama State (12-6-08)
- FGA: 10, vs. Texas tech (11-29-08), Alabama State (12-6-08)
- 3GM: 5, Centenary (11-15-08)
- 3GA: 8, Centenary (11-15-08)
- FTM: 4, at St. Bonaventure (11-25-08)
- FTA: 5, Alabama State (12-6-08)
- Rebounds: 7, at St. Bonaventure (11-25-08)
- Assists: 3, Centenary (11-15-08)
- Blocks: 2, Centenary (11-15-08), Fairleigh Dickinson (11-22-8)
- Steals: 1, six times (last: South Alabama, 12-06-08)
- Minutes: 35, Alabama State (12-6-08)
- Career double-doubles: 0



Elgin Bailey
6-8 • 254 • So.
1L • Forward
New Orleans, LA

45

- ◆ Has seen action in all 10 games as a reserve forward.
- ◆ Had career-high 10 points against North Alabama.
- ◆ Is second on the team with 19 blocked shots.
- ◆ Is averaging 4.9 points and 3.4 rebounds.

BAILEY BY THE NUMBERS

SEASON HIGHS

- Points: 10, North Alabama (11-19-08)
- FGM: 4, Centenary (11-15-08)
- FGA: 11, Centenary (11-15-08)
- 3GM: 0
- 3GA: 0
- FTM: 6, North Alabama (11-19-08)
- FTA: 8, North Alabama (11-19-08)
- Rebounds: 9, LA-Monroe (11-17-08)
- Assists: 2, North Alabama (11-19-08)
- Blocks: 3, North Alabama (11-19-08); South Alabama (12-13-08)
- Steals: 2, North Alabama (11-19-08), Washington State (11-28-08)
- Minutes: 17, LA-Monroe (11-17-08)
- Season double-doubles: 0

CAREER HIGHS

- Points: 10, North Alabama (11-19-08)
- FGM: 4, Centenary (11-15-08), Arkansas (2-16-08)
- FGA: 11, Centenary (11-15-08)
- 3GM: 0
- 3GA: 0
- FTM: 6, North Alabama (11-19-08)
- FTA: 8, North Alabama (11-19-08)
- Rebounds: 9, LA-Monroe (11-17-08)
- Assists: 2, North Alabama (11-19-08)
- Blocks: 3, North Alabama (11-19-08), South Alabama (12-13-08)
- Steals: 2, North Alabama (11-19-08), Washington State (11-28-08)
- Minutes: 17, LA-Monroe (11-17-08)
- Career double-doubles: 0

Meet the Mississippi State Players



Brian Johnson
6-9 • 245 • Sr.
1L • Forward
Laurinburg, NC

44

- ◆ Due to a foot and ankle injury, has not played this year.
- ◆ Transferred to Mississippi State after two years at Louisville.
- ◆ Last season, saw action in 33 games and averaged 2.3 points and 2.2 rebounds.
- ◆ Best game was against Clemson, when he scored 10 points.

JOHNSON BY THE NUMBERS

CAREER HIGHS

- Points: 10, Clemson (11-5-07)
- FGM: 4, Clemson (11-5-07)
- FGA: 4, three times (last: LSU 3-8-08)
- 3GM: 0
- 3GA: 0
- FTM: 2, seven times (last: Alabama 3-14-08)
- FTA: 3, LA Tech (11-10-07)
- Rebounds: 6, Loyola Marymount (12-19-07)
- Assists: 3, Ole Miss (1-26-08)
- Blocks: 3, Texas A&M C.C. (12-21-07)
- Steals: 3, Loyola Marymount (12-19-07)
- Minutes: 21, UC-Irvine (11-22-07)
- Career double-doubles: 0



Riley Benock
6-4 • 180 • So.
1L • Guard
Battletown, KY

15

- ◆ Seen action in all 10 games for the Bulldogs as a reserve.
- ◆ Has connected on 10 of his 24 shots but hasn't made any in the last four games.
- ◆ Is averaging 2.7 points and 1.2 rebounds per outing.
- ◆ His seven steals are fourth most on the team.


BENOCK BY THE NUMBERS

SEASON HIGHS

- Points: 8, North Alabama (11-19-08)
- FGM: 3, North Alabama (11-19-08)
- FGA: 4, four times (last: South Alabama 12-13-08)
- 3GM: 2, North Alabama (11-19-08), Fairleigh Dickinson (11-22-08), St. Bona. (11-25-08)
- 3GA: 4, Fairleigh Dickinson (11-22-08)
- FTM: 0
- FTA: 0
- Rebounds: 2, LA-Monroe (11-17-08), Texas Tech (11-29-08), Alabama St. (12-6-08)
- Assists: 2, LA-Monroe (11-17-08), South Alabama (12-13-08)
- Blocks: 1, Centenary (11-15-08)
- Steals: 3, Centenary (11-15-08)
- Minutes: 17, Fairleigh Dickinson (11-22-08)
- Season double-doubles: 0

CAREER HIGHS

- Points: 12, Ole Miss (1-26-08)
- FGM: 4, Ole Miss (1-26-08)
- FGA: 5, Ole Miss (1-26-08)
- 3GM: 4, Ole Miss (1-26-08)
- 3GA: 5, Ole Miss (1-26-08)
- FTM: 3, Georgia (1-12-08)
- FTA: 4, Georgia (1-12-08)
- Rebounds: 4, Southeast LA (12-8-07)
- Assists: 4, UT-Martin (11-17-07)
- Blocks: 1, five times (last: Centenary 11-15-08)
- Steals: 3, Centenary (11-15-08)
- Minutes: 21, Ole Miss (1-26-08)
- Career double-doubles: 0



Phil Turner
6-3 • 170 • So.
1L • Guard
Grenada, MS

25

- ◆ Started his first game against South Alabama and had 10 points.
- ◆ In the freshman record books, he stands at No. 9 in 3-pointers made with 24.
- ◆ Averaging 4.9 points and 2.8 rebounds in nine games this year.

TURNER BY THE NUMBERS


SEASON HIGHS

- Points: 10, South Alabama (12-13-08)
- FGM: 3, Fairleigh Dickinson (11-22-08), South Alabama (12-13-08)
- FGA: 6, South Alabama (12-13-08)
- 3GM: 2, North Alabama (11-19-08)
- 3GA: 2, N. Alabama (11-19-08), Centenary (11-15-08), South Alabama (12-13-08)
- FTM: 4, at St. Bonaventure (11-25-08), South Alabama (12-13-08)
- FTA: 4, at St. Bonaventure (11-25-08), South Alabama (12-13-08)
- Rebounds: 5, Centenary (11-15-08)
- Assists: 4, LA-Monroe (11-17-08), South Alabama (12-13-08)
- Blocks: 1, North Alabama (11-19-08), Texas Tech (11-29-08)
- Steals: 3, North Alabama (11-19-08)
- Minutes: 21, South Alabama (12-13-08)
- Season double-doubles: 0

CAREER HIGHS

- Points: 17, South Alabama (12-15-07)
- FGM: 6, South Alabama (12-15-07)
- FGA: 10, Kentucky (1-15-08), Missouri (12-30-07)
- 3GM: 4, South Alabama (12-15-07)
- 3GA: 8, Kentucky (1-15-08)
- FTM: 4, Missouri (12-30-07), at St. Bonaventure (11-25-08), South Alabama (12-13-08)
- FTA: 6, Missouri (12-30-07)
- Rebounds: 10, Missouri (12-30-07)
- Assists: 4, LA-Monroe (11-17-08), South Alabama (12-13-08)
- Blocks: 2, 3 times (last: Auburn, 2-19-08)
- Steals: 3, Loyola Marymount (12-19-07), North Alabama (11-19-08)
- Minutes: 37, Alabama-SECT (3-14-08)
- Career double-doubles: 1

Meet the Mississippi State Players



Romero Osby
6-8 • 230 • Fr.
HS • Forward
Meridian, MS


5

- ◆ Has played in all 10 games for the Bulldogs.
- ◆ In first game against Centenary, he logged 19 minutes, scored 4 points, grabbed 8 rebounds and had 1 assist.
- ◆ Totaled a career-high 15 points against North Alabama.
- ◆ His high school, Northeast Lauderdale, retired his No. 24 jersey earlier this year.
- ◆ Has grabbed a total of 18 rebounds the last four games.
- ◆ Is averaging 7.0 points and 4.0 rebounds.

OSBY BY THE NUMBERS

SEASON/CAREER HIGHS

- **Points:** 15, North Alabama (11-19-08)
- **FGM:** 5, North Alabama (11-19-08)
- **FGA:** 9, North Alabama (11-19-08)
- **3GM:** 1, North Alabama (11-19-08), Washington State (11-28-08)
- **3GA:** 3, North Alabama (11-19-08), Fairleigh Dickinson (11-22-08)
- **FTM:** 7, Texas Tech (11-29-08)
- **FTA:** 10, Texas Tech (11-29-08)
- **Rebounds:** 8, Centenary (11-15-08)
- **Assists:** 4, North Alabama (11-19-08)
- **Blocks:** 1, Fairleigh Dickinson (11-22-08), Texas Tech (11-29-08), Alabama St. (12-6-08)
- **Steals:** 1, 4 times (last: Charlotte [12-10-08])
- **Minutes:** 22, Charlotte (12-10-08)
- **Season double-doubles:** 0



Twany Beckham
6-5 • 190 • Fr.
HS • Guard
Louisville, KY


4

- ◆ Due to a foot injury, Twany did not see any playing time the first three games.
- ◆ Saw first action against Fairleigh Dickinson and responded with 4 points on 2-of-2 shooting.
- ◆ He also had 2 rebounds, 2 assists and 2 steals against the Knights.
- ◆ Had his most productive outing at St. Bonaventure. In 20 minutes, scored a career-high 8 points on 2-of-3 shooting and was 4-of-6 at the foul line. He also dished out 3 assists, had 1 steal and just 1 turnover.
- ◆ Has played in the last seven games for the Bulldogs and has become one of MSU's first players off the bench.

BECKHAM BY THE NUMBERS

SEASON/CAREER HIGHS

- **Points:** 8, at St. Bonaventure (11-25-08)
- **FGM:** 2, Fairleigh Dickinson (11-22-08), at St. Bonaventure (11-25-08), Texas Tech (11-29-08), Alabama St. (12-6-08)
- **FGA:** 3, at St. Bonaventure (11-25-08), Texas Tech (11-29-08), Alabama St. (12-6-08)
- **3GM:** 0
- **3GA:** 0
- **FTM:** 4, at St. Bonaventure (11-25-08), South Alabama (12-13-08)
- **FTA:** 6, at St. Bonaventure (11-25-08)
- **Rebounds:** 3, South Alabama (12-13-08)
- **Assists:** 3, at St. Bonaventure (11-25-08), Charlotte (12-10-08)
- **Blocks:** 0
- **Steals:** 2, Fairleigh Dickinson (11-22-08)
- **Minutes:** 20, at St. Bonaventure (11-25-08)
- **Season double-doubles:** 0



Jacquiese Holcombe
6-6 • 205 • Jr.
JC • Forward
College Park, GA

1

- ◆ Saw his first MSU-career action against Centenary and has played in four games.
- ◆ In his 17 minutes of action against the Gents, he scored 2 points, grabbed 1 rebound, steal and assist.
- ◆ Scored a career-high five points against both Charlotte and South Alabama.
- ◆ Played junior college basketball at Georgia Perimeter College, where he was second-team All-American.
- ◆ As a sophomore, averaged 13.4 points and 7.3 rebounds en route to a 23-12 ledger and NJCAA Tournament appearance.
- ◆ Is currently averaging 3.2 points and 2.0 rebounds.

HOLCOMBE BY THE NUMBERS

SEASON/CAREER HIGHS

- **Points:** 5, Charlotte (12-10-08), South Alabama (12-13-08)
- **FGM:** 2, North Alabama (11-19-08), Centenary (11-15-08), South Ala. (12-13-08)
- **FGA:** 5, North Alabama (11-19-08)
- **3GM:** 1, Fairleigh Dickinson (11-22-08)
- **3GA:** 5, North Alabama (11-19-08)
- **FTM:** 3, Charlotte (12-10-08)
- **FTA:** 3, Charlotte (12-10-08)
- **Rebounds:** 5, North Alabama (11-19-08)
- **Assists:** 1, Centenary (11-15-08)
- **Blocks:** 0
- **Steals:** 1, Centenary (11-15-08), South Alabama (12-13-08)
- **Minutes:** 18, North Alabama (11-19-08)
- **Season double-doubles:** 0

Meet the Mississippi State Players



Brandon Bolen

6-3 • 195 • So.

1L • Guard

Madison, MS

33

- ◆ After appearing in nine games last year, he's already seen action five times this season and has recorded two points and two steals.
- ◆ Was a three-time All-Mississippi Private School Association selection at Madison-Ridgeland.
- ◆ Scored 2 points against North Alabama.


BOLEN BY THE NUMBERS

SEASON HIGHS

- Points: 2, North Alabama (11-19-08)
- FGM: 1, North Alabama (11-19-08)
- FGA: 1, North Alabama (11-19-08)
- 3GM: 0
- 3GA: 0
- FTM: 0
- FTA: 0
- Rebounds: 0
- Assists: 0
- Blocks: 0
- Steals: 1, North Alabama (11-19-08)
- Minutes: 4, Centenary (11-15-08), North Alabama (11-19-08)
- Season double-doubles: 0

CAREER HIGHS

- Points: 2, North Alabama (11-19-08)
- FGM: 1, North Alabama (11-19-08)
- FGA: 1, three times (last: N. Alabama 11-19-08)
- 3GM: 0
- 3GA: 1, Lafayette (11-19-08)
- FTM: 0
- FTA: 0
- Rebounds: 0
- Assists: 0
- Blocks: 0
- Steals: 1, Lafayette (11-19-08), North Alabama (11-19-08)
- Minutes: 4, North Alabama (11-19-08), Centenary (11-15-08)
- Career double-doubles: 0



Taylor Luczak

6-8 • 220 • Fr.

HS • Forward

Glens Falls, NY


20

- ◆ Although he's a first-year walk-on, Taylor Luczak is no stranger to MSU athletics. He spent the 2007-08 season throwing the javelin for the MSU track team. His best throw of 124-4 came at the Southern Miss Invitational.
- ◆ Has appeared in four games, and scored against Louisiana-Monroe and South Alabama on short jumpers.
- ◆ Averaging 1.0 points.

LUCZAK BY THE NUMBERS

SEASON/CAREER HIGHS

- Points: 2, La-Monroe (11-17-08), South Alabama (12-13-08)
- FGM: 1, La-Monroe (11-17-08), South Alabama (12-13-08)
- FGA: 1, La-Monroe (11-17-08), South Alabama (12-13-08)
- 3GM: 0
- 3GA: 0
- FTM: 0
- FTA: 0
- Rebounds: 0
- Assists: 0
- Blocks: 0
- Steals: 0
- Minutes: 2, North Alabama (11-19-08), Centenary (11-15-08)
- Season double-doubles: 0



Christopher Gay

6-0 • 180 • Sr.

TR • Guard

Hattiesburg, MS

10

- ◆ A left-handed walk-on, Christopher Gay spent last season as a manager. He also spent two years playing at William Carey College.
- ◆ Has appeared in five games, but has yet to score or attempt any shots.
- ◆ Had one rebound against Louisiana-Monroe.

GAY BY THE NUMBERS

SEASON/CAREER HIGHS

- Points: 0
- FGM: 0
- FGA: 0
- 3GM: 0
- 3GA: 0
- FTM: 0
- FTA: 0
- Rebounds: 1, Centenary (11-15-08)
- Assists: 0
- Blocks: 0
- Steals: 0
- Minutes: 2, Centenary (11-15-08)
- Season double-doubles: 0

Meet the Mississippi State Players



Rod Bryant

6-1 • 165 • So.

1L • Guard

Birmingham, AL

14

- ◆ A second-year walk-on, Rod Bryant saw action in five games last season.
- ◆ A leg injury prevented him from playing in the first nine games this year.
- ◆ Saw his first action against South Alabama last Saturday night. In one minute, he dished out one assist.

BRYANT BY THE NUMBERS

SEASON HIGHS

- Points: 0
- FGM: 0
- FGA: 0
- 3GM: 0
- 3GA: 0
- FTM: 0
- FTA: 0
- Rebounds: 0
- Assists: 1, South Alabama (12-13-08)
- Blocks: 0
- Steals: 0
- Minutes: 1, South Alabama (12-13-08)
- Season double-doubles: 0

CAREER HIGHS

- Points: 2, UT Martin (11-17-07), Southeastern Louisiana (12-8-07)
- FGM: 1, UT Martin (11-17-07), Southeastern Louisiana (12-08-07)
- FGA: 3, UT Martin (11-17-07), SE Louisiana (12-8-07), Ole Miss (1-26-08)
- 3GM: 0
- 3GA: 0
- FTM: 0
- FTA: 1, UT Martin (11-17-07)
- Rebounds: 1, UT Martin (11-17-07)
- Assists: 1, South Alabama (12-13-08)
- Blocks: 0
- Steals: 0
- Minutes: 1, six times (last: South Alabama, 12-13-08)
- Season double-doubles: 0



2008-09 Mississippi State Basketball
Mississippi State Combined Team Statistics (as of Dec 13, 2008)
All games

RECORD:	OVERALL	HOME	AWAY	NEUTRAL
ALL GAMES	7-3	6-1	1-0	0-2
CONFERENCE	0-0	0-0	0-0	0-0
NON-CONFERENCE	7-3	6-1	1-0	0-2

#	Player	gp-gs	min	avg	Total		3-Point		F-Throw		Rebounds				pf	dq	a	to	blk	stl	pts	avg
					fg-fga	pct	3fg-fga	pct	ft-fga	pct	off	def	tot	avg								
01	Jacquiese Holcombe	6-0	77	12.8	8-14	.571	1-5	.200	4-6	.667	6	6	12	2.0	9	0	1	9	0	2	21	3.5
02	Ravern Johnson	10-10	282	28.2	42-86	.488	24-46	.522	10-13	.769	12	30	42	4.2	16	0	10	20	8	4	118	11.8
03	Dee Bost	10-10	272	27.2	26-81	.321	14-40	.350	29-41	.707	6	23	29	2.9	28	1	46	31	0	13	95	9.5
04	Twany Beckham	7-0	80	11.4	9-15	.600	0-0	.000	9-15	.600	1	8	9	1.3	5	0	11	6	0	4	27	3.9
05	Romero Osby	10-0	172	17.2	21-46	.457	2-9	.222	30-38	.789	8	32	40	4.0	22	1	7	12	3	4	74	7.4
10	Christopher Gay	5-0	6	1.2	0-0	.000	0-0	.000	0-0	.000	0	1	1	0.2	0	0	0	1	0	0	0	0.0
14	Rod Bryant	1-0	1	1.0	0-0	.000	0-0	.000	0-0	.000	0	0	0	0.0	0	0	1	0	0	0	0	0.0
15	Riley Benock	10-0	109	10.9	10-24	.417	7-18	.389	0-0	.000	2	10	12	1.2	8	0	8	5	2	7	27	2.7
20	Taylor Luczak	4-0	6	1.5	2-2	1.000	0-0	.000	0-0	.000	0	0	0	0.0	0	0	0	0	0	0	4	1.0
22	Barry Stewart	10-10	274	27.4	33-92	.359	14-47	.298	18-29	.621	6	22	28	2.8	22	0	14	18	4	10	98	9.8
24	Kodi Augustus	10-9	183	18.3	24-52	.462	2-10	.200	23-27	.852	18	32	50	5.0	20	1	6	16	6	4	73	7.3
25	Phil Turner	10-1	122	12.2	15-32	.469	5-14	.357	14-16	.875	5	23	28	2.8	14	0	16	13	2	8	49	4.9
32	Jarvis Varnado	10-10	278	27.8	49-78	.628	0-0	.000	26-46	.565	31	74	105	10.5	18	0	9	20	62	4	124	12.4
33	Brandon Bolen	5-0	11	2.2	1-1	1.000	0-0	.000	0-0	.000	0	0	0	0.0	0	0	0	0	0	2	2	0.4
45	Elgin Bailey	10-0	127	12.7	17-40	.425	0-0	.000	15-28	.536	10	24	34	3.4	18	1	3	16	19	8	49	4.9
Team											16	23	39									
Total.....		10	2000		257-563	.456	69-189	.365	178-259	.687	121	308	429	42.9	180	4	132	167	106	70	761	76.1
Opponents.....		10	2000		230-649	.354	62-192	.323	109-183	.596	151	223	374	37.4	209	-	88	144	35	76	631	63.1

TEAM STATISTICS	MS	OPP
SCORING	761	631
Points per game	76.1	63.1
Scoring margin	+13.0	-
FIELD GOALS-ATT	257-563	230-649
Field goal pct	.456	.354
3 POINT FG-ATT	69-189	62-192
3-point FG pct	.365	.323
3-pt FG made per game	6.9	6.2
FREE THROWS-ATT	178-259	109-183
Free throw pct	.687	.596
F-Throws made per game	17.8	10.9
REBOUNDS	429	374
Rebounds per game	42.9	37.4
Rebounding margin	+5.5	-
ASSISTS	132	88
Assists per game	13.2	8.8
TURNOVERS	167	144
Turnovers per game	16.7	14.4
Turnover margin	-2.3	-
Assist/turnover ratio	0.8	0.6
STEALS	70	76
Steals per game	7.0	7.6
BLOCKS	106	35
Blocks per game	10.6	3.5
ATTENDANCE	58885	11612
Home games-Avg/Game	7-8412	1-5111
Neutral site-Avg/Game	-	2-3250

Date	Opponent		Score	Att.
11-15-08	CENTENARY	w	77-55	8063
11-17-08	LOUISIANA-MONROE	w	78-49	8732
# 11-19-08	NORTH ALABAMA	w	102-61	8579
# 11-22-08	FAIRLEIGH DICKINSON	w	84-58	9028
11-25-08	at St. Bonaventure	w	76-71	5111
% 11-28-08	vs Washington State	L	52-63	3510
% 11-29-08	vs Texas Tech	L	73-77	2991
12-06-08	ALABAMA STATE	w	76-67	7959
12-10-08	CHARLOTTE	L	64-70	8635
12-13-08	SOUTH ALABAMA	w	79-60	7889

* = Conference game

= Legends Classic Regional Rounds (Humphrey Coliseum - Starkville, MS)

% = Legends Classic Championship Rounds (Prudential Center - Newark, NJ)

Score by Periods	1st	2nd	Totals
Mississippi State	346	415	761
Opponents	306	325	631



2008-09 Mississippi State Basketball
Mississippi State Category Leaders (as of Dec 14, 2008)
All games

Points	G	Pts	Pts/G
Jarvis Varnado	10	124	12.4
Ravern Johnson	10	118	11.8
Barry Stewart	10	98	9.8
Dee Bost	10	95	9.5
Romero Osby	10	74	7.4
Kodi Augustus	10	73	7.3
Elgin Bailey	10	49	4.9
Phil Turner	10	49	4.9
Riley Benock	10	27	2.7
Twany Beckham	7	27	3.9
Jacquiese Holcombe	6	21	3.5
Taylor Luczak	4	4	1.0

FG Percentage	FG	Att	Pct
Brandon Bolen	1	1	1.000
Taylor Luczak	2	2	1.000
Jarvis Varnado	49	78	.628
Twany Beckham	9	15	.600
Jacquiese Holcombe	8	14	.571
Ravern Johnson	42	86	.488
Phil Turner	15	32	.469
Kodi Augustus	24	52	.462
Romero Osby	21	46	.457
Elgin Bailey	17	40	.425
Riley Benock	10	24	.417
Barry Stewart	33	92	.359

3-Point Percentage	3FG	Att	Pct
Ravern Johnson	24	46	.522
Riley Benock	7	18	.389
Phil Turner	5	14	.357
Dee Bost	14	40	.350
Barry Stewart	14	47	.298
Romero Osby	2	9	.222
Jacquiese Holcombe	1	5	.200
Kodi Augustus	2	10	.200

Free Throw Percent	FG	Att	Pct
Phil Turner	14	16	.875
Kodi Augustus	23	27	.852
Romero Osby	30	38	.789
Ravern Johnson	10	13	.769
Dee Bost	29	41	.707
Jacquiese Holcombe	4	6	.667
Barry Stewart	18	29	.621
Twany Beckham	9	15	.600
Jarvis Varnado	26	46	.565
Elgin Bailey	15	28	.536

Scoring Average	G	Pts	Avg/G
Jarvis Varnado	10	124	12.4
Ravern Johnson	10	118	11.8
Barry Stewart	10	98	9.8
Dee Bost	10	95	9.5
Romero Osby	10	74	7.4
Kodi Augustus	10	73	7.3
Elgin Bailey	10	49	4.9
Phil Turner	10	49	4.9
Twany Beckham	7	27	3.9
Jacquiese Holcombe	6	21	3.5
Riley Benock	10	27	2.7
Taylor Luczak	4	4	1.0

Field Goal Attempts	G	Att	Att/G
Barry Stewart	10	92	9.2
Ravern Johnson	10	86	8.6
Dee Bost	10	81	8.1
Jarvis Varnado	10	78	7.8
Kodi Augustus	10	52	5.2

Field Goals Made	G	Made	Made/G
Jarvis Varnado	10	49	4.9
Ravern Johnson	10	42	4.2
Barry Stewart	10	33	3.3
Dee Bost	10	26	2.6
Kodi Augustus	10	24	2.4

3-Point FG Attempts	G	Att	Att/G
Barry Stewart	10	47	4.7
Ravern Johnson	10	46	4.6
Dee Bost	10	40	4.0
Riley Benock	10	18	1.8
Phil Turner	10	14	1.4

3-Point FG Made	G	Made	Made/G
Ravern Johnson	10	24	2.4
Barry Stewart	10	14	1.4
Dee Bost	10	14	1.4
Riley Benock	10	7	0.7
Phil Turner	10	5	0.5

Free Throw Attempts	G	Att	Att/G
Jarvis Varnado	10	46	4.6
Dee Bost	10	41	4.1
Romero Osby	10	38	3.8
Barry Stewart	10	29	2.9
Elgin Bailey	10	28	2.8

Free Throws Made	G	Made	Made/G
Romero Osby	10	30	3.0
Dee Bost	10	29	2.9
Jarvis Varnado	10	26	2.6
Kodi Augustus	10	23	2.3
Barry Stewart	10	18	1.8



2008-09 Mississippi State Basketball
Mississippi State Category Leaders (as of Dec 14, 2008)
All games

Rebounds	G	Reb	Reb/G
Jarvis Varnado	10	105	10.5
Kodi Augustus	10	50	5.0
Ravern Johnson	10	42	4.2
Romero Osby	10	40	4.0
Elgin Bailey	10	34	3.4

Rebound Average	G	Reb	Avg/G
Jarvis Varnado	10	105	10.5
Kodi Augustus	10	50	5.0
Ravern Johnson	10	42	4.2
Romero Osby	10	40	4.0
Elgin Bailey	10	34	3.4

Offensive Rebounds	G	No.	Avg/G
Jarvis Varnado	10	31	3.1
Kodi Augustus	10	18	1.8
Ravern Johnson	10	12	1.2
Elgin Bailey	10	10	1.0
Romero Osby	10	8	0.8

Defensive Rebounds	G	No.	Avg/G
Jarvis Varnado	10	74	7.4
Kodi Augustus	10	32	3.2
Romero Osby	10	32	3.2
Ravern Johnson	10	30	3.0
Elgin Bailey	10	24	2.4

Fouls	G	No.	Per/G
Dee Bost	10	28	2.8
Barry Stewart	10	22	2.2
Romero Osby	10	22	2.2
Kodi Augustus	10	20	2.0
Jarvis Varnado	10	18	1.8
Elgin Bailey	10	18	1.8

Foulouts	G	No.
Romero Osby	10	1
Kodi Augustus	10	1
Elgin Bailey	10	1
Dee Bost	10	1

Assists	G	No.	Ast/G
Dee Bost	10	46	4.6
Phil Turner	10	16	1.6
Barry Stewart	10	14	1.4
Twany Beckham	7	11	1.6
Ravern Johnson	10	10	1.0

Steals	G	No.	Stl/G
Dee Bost	10	13	1.3
Barry Stewart	10	10	1.0
Phil Turner	10	8	0.8
Elgin Bailey	10	8	0.8
Riley Benock	10	7	0.7

Blocked Shots	G	No.	Blk/G
Jarvis Varnado	10	62	6.2
Elgin Bailey	10	19	1.9
Ravern Johnson	10	8	0.8
Kodi Augustus	10	6	0.6
Barry Stewart	10	4	0.4

Minutes	G	No.	Min/G
Ravern Johnson	10	282	28.2
Jarvis Varnado	10	278	27.8
Barry Stewart	10	274	27.4
Dee Bost	10	272	27.2
Kodi Augustus	10	183	18.3

Turnovers	G	No.	TO/G
Dee Bost	10	31	3.1
Ravern Johnson	10	20	2.0
Jarvis Varnado	10	20	2.0
Barry Stewart	10	18	1.8
Elgin Bailey	10	16	1.6
Kodi Augustus	10	16	1.6



2008-09 Mississippi State Basketball
Mississippi State Team Game-by-Game (as of Dec 14, 2008)
All games

TEAM STATISTICS

Opponent	Date	Score		Total		3-Pointers		Free throws		Rebounds										
				fg-fga	pct	3fg-fga	pct	ft-fta	pct	off	def	tot	avg	pf	a	t/o	blk	stl	pts	avg
CENTENARY	11-15-08	77-55	W	27-58	.466	10-22	.455	13-20	.650	11	35	46	46.0	16	17	17	15	12	77	77.0
LOUISIANA-MONROE	11-17-08	78-49	W	28-56	.500	9-21	.429	13-19	.684	13	37	50	48.0	18	20	20	12	4	78	77.5
vs North Alabama	11-19-08	102-61	W	34-59	.576	11-25	.440	23-26	.885	12	39	51	49.0	12	17	21	13	10	102	85.7
vs Fairleigh Dickinson	11-22-08	84-58	W	30-59	.508	9-24	.375	15-28	.536	8	37	45	48.0	29	15	16	15	7	84	85.2
at St. Bonaventure	11-25-08	76-71	W	25-59	.424	5-13	.385	21-27	.778	18	28	46	47.6	21	14	24	7	7	76	83.4
vs Washington State	11-28-08	52-63	L	15-46	.326	6-14	.429	16-23	.696	6	25	31	44.8	18	7	20	8	7	52	78.2
vs Texas Tech	11-29-08	73-77	L	26-65	.400	4-20	.200	17-31	.548	16	32	48	45.3	20	7	11	11	6	73	77.4
ALABAMA STATE	12-06-08	76-67	W	26-52	.500	5-10	.500	19-28	.679	16	21	37	44.2	12	14	14	10	5	76	77.2
CHARLOTTE	12-10-08	64-70	L	17-55	.309	6-26	.231	24-33	.727	13	29	42	44.0	15	7	11	6	4	64	75.8
SOUTH ALABAMA	12-13-08	79-60	W	29-54	.537	4-14	.286	17-24	.708	8	25	33	42.9	19	14	13	9	8	79	76.1
Mississippi State		761		257-563	.456	69-189	.365	178-259	.687	121	308	429	42.9	180	132	167	106	70	761	76.1
Opponents		631		230-649	.354	62-192	.323	109-183	.596	151	223	374	37.4	209	88	144	35	76	631	63.1

Games played: 10

Points/game: 76.1

FG Pct: 45.6

3FG Pct: 36.5

FT Pct: 68.7

Rebounds/game: 42.9

Assists/game: 13.2

Turnovers/game: 16.7

Assist/turnover ratio: 0.8

Steals/game: 7.0

Blocks/game: 10.6



2008-09 Mississippi State Basketball
Mississippi State Opponent Game-by-Game (as of Dec 14, 2008)
All games

OPPONENT STATISTICS

Opponent	Date	Score		Total		3-Pointers		Free throws		Rebounds				pf	a	t/o	blk	stl	pts	avg
				fg-fga	pct	3fg-fga	pct	ft-fa	pct	off	def	tot	avg							
CENTENARY	11-15-08	77-55	W	20-65	.308	9-22	.409	6-12	.500	14	24	38	38.0	15	12	18	4	11	55	55.0
LOUISIANA-MONROE	11-17-08	78-49	W	20-69	.290	4-21	.190	5-14	.357	17	19	36	37.0	25	8	13	0	7	49	52.0
vs North Alabama	11-19-08	102-61	W	23-72	.319	7-22	.318	8-15	.533	13	14	27	33.7	20	10	15	2	12	61	55.0
vs Fairleigh Dickinson	11-22-08	84-58	W	16-66	.242	5-21	.238	21-39	.538	24	26	50	37.8	21	7	19	3	5	58	55.8
at St. Bonaventure	11-25-08	76-71	W	26-67	.388	5-13	.385	14-23	.609	16	20	36	37.4	25	11	17	4	9	71	58.8
vs Washington State	11-28-08	52-63	L	25-58	.431	2-13	.154	11-15	.733	9	26	35	37.0	19	10	12	4	11	63	59.5
vs Texas Tech	11-29-08	73-77	L	26-64	.406	10-22	.455	15-20	.750	10	29	39	37.3	22	13	10	2	5	77	62.0
ALABAMA STATE	12-06-08	76-67	W	27-62	.435	7-23	.304	6-8	.750	15	14	29	36.2	23	9	14	8	5	67	62.6
CHARLOTTE	12-10-08	64-70	L	26-67	.388	8-21	.381	10-16	.625	16	29	45	37.2	23	7	11	2	6	70	63.4
SOUTH ALABAMA	12-13-08	79-60	W	21-59	.356	5-14	.357	13-21	.619	17	22	39	37.4	16	1	15	6	5	60	63.1
Opponents		631		230-649	.354	62-192	.323	109-183	.596	151	223	374	37.4	209	88	144	35	76	631	63.1
Mississippi State		761		257-563	.456	69-189	.365	178-259	.687	121	308	429	42.9	180	132	167	106	70	761	76.1

Games played: 10
Points/game: 63.1
FG Pct: 35.4
3FG Pct: 32.3
FT Pct: 59.6

Rebounds/game: 37.4
Assists/game: 8.8
Turnovers/game: 14.4
Assist/turnover ratio: 0.6
Steals/game: 7.6
Blocks/game: 3.5



2008-09 Mississippi State Basketball
Mississippi State Game-by-Game Points-Rebounds-Assists (as of Dec 14, 2008)
All games

Opponent	Date	Score		01	02	03	04	05	10	14
				HOLCOMBE,J	JOHNSON,RA	BOST,DEE	BECKHAM,TW	OSBY,ROMER	GAY,CHRIST	BRYANT,ROD
CENTENARY	11-15-08	77-55	w	2-1-1	15-3-3	9-3-4	DNP	4-8-1	0-1-0	DNP
LOUISIANA-MONROE	11-17-08	78-49	w	4-2-0	10-4-2	14-3-7	DNP	7-2-0	0-0-0	DNP
vs North Alabama	11-19-08	102-61	w	4-5-0	8-2-0	7-2-10	DNP	15-3-4	0-0-0	DNP
vs Fairleigh Dickinson	11-22-08	84-58	w	1-0-0	11-4-0	6-1-6	4-2-2	9-5-1	0-0-0	DNP
at St. Bonaventure	11-25-08	76-71	w	DNP	18-7-1	6-4-2	8-1-3	6-4-0	DNP	DNP
vs Washington State	11-28-08	52-63	L	DNP	7-2-1	8-7-3	1-0-1	7-0-0	DNP	DNP
vs Texas Tech	11-29-08	73-77	L	DNP	9-7-2	16-4-3	4-1-0	7-6-0	DNP	DNP
ALABAMA STATE	12-06-08	76-67	w	DNP	21-5-1	10-1-5	4-1-0	5-6-1	DNP	DNP
CHARLOTTE	12-10-08	64-70	L	5-2-0	7-5-0	15-0-1	0-1-3	10-6-0	DNP	DNP
SOUTH ALABAMA	12-13-08	79-60	w	5-2-0	12-3-0	4-4-5	6-3-2	4-0-0	0-0-0	0-0-1

Opponent	Date	Score		15	20	22	24	25	32	33
				BENOCK,RIL	LUCZAK,TAY	STEWART,BA	AUGUSTUS,K	TURNER,PHI	VARNADO,JA	BOLEN,BRAN
CENTENARY	11-15-08	77-55	w	7-1-2	0-0-0	13-3-1	6-3-2	2-5-2	9-11-1	0-0-0
LOUISIANA-MONROE	11-17-08	78-49	w	0-2-2	2-0-0	17-1-1	12-8-2	3-2-4	2-11-1	0-0-0
vs North Alabama	11-19-08	102-61	w	8-1-0	0-0-0	16-2-0	8-7-0	8-4-1	16-14-0	2-0-0
vs Fairleigh Dickinson	11-22-08	84-58	w	6-1-1	DNP	12-2-2	6-6-1	8-2-1	14-16-1	0-0-0
at St. Bonaventure	11-25-08	76-71	w	6-1-0	DNP	3-3-4	4-6-1	6-3-3	19-12-0	DNP
vs Washington State	11-28-08	52-63	L	0-1-1	DNP	10-2-0	10-4-0	5-4-0	2-5-1	DNP
vs Texas Tech	11-29-08	73-77	L	0-2-0	DNP	5-4-1	16-9-0	2-1-0	11-10-1	DNP
ALABAMA STATE	12-06-08	76-67	w	0-2-0	DNP	8-5-5	4-1-0	0-2-1	22-9-1	DNP
CHARLOTTE	12-10-08	64-70	L	0-0-0	DNP	10-6-0	0-5-0	5-3-0	8-9-3	DNP
SOUTH ALABAMA	12-13-08	79-60	w	0-1-2	2-0-0	4-0-0	7-1-0	10-2-4	21-8-0	0-0-0

Opponent	Date	Score		45
				BAILEY,ELG
CENTENARY	11-15-08	77-55	w	10-3-0
LOUISIANA-MONROE	11-17-08	78-49	w	7-9-1
vs North Alabama	11-19-08	102-61	w	10-5-2
vs Fairleigh Dickinson	11-22-08	84-58	w	7-4-0
at St. Bonaventure	11-25-08	76-71	w	0-1-0
vs Washington State	11-28-08	52-63	L	2-3-0
vs Texas Tech	11-29-08	73-77	L	3-3-0
ALABAMA STATE	12-06-08	76-67	w	2-1-0
CHARLOTTE	12-10-08	64-70	L	4-2-0
SOUTH ALABAMA	12-13-08	79-60	w	4-3-0



2008-09 Mississippi State Basketball
Mississippi State Game-by-Game Highs (as of Dec 14, 2008)
All games

Opponent	Date	Score	Points	Rebounds	Assists	Steals	Blocked shots
CENTENARY	11-15-08	77-55	15-Ravern Johnson	11-Jarvis Varnado	4-Dee Bost	4-Barry Stewart	7-Jarvis Varnado
LOUISIANA-MONROE	11-17-08	78-49	17-Barry Stewart	11-Jarvis Varnado	7-Dee Bost	1-Elgin Bailey Dee Bost Kodi Augustus Barry Stewart	9-Jarvis Varnado
vs North Alabama	11-19-08	102-61	16-Jarvis Varnado Barry Stewart	14-Jarvis Varnado	10-Dee Bost	3-Phil Turner	7-Jarvis Varnado
vs Fairleigh Dickinson	11-22-08	84-58	14-Jarvis Varnado	16-Jarvis Varnado	6-Dee Bost	2-Twany Beckham	8-Jarvis Varnado
at St. Bonaventure	11-25-08	76-71	19-Jarvis Varnado	12-Jarvis Varnado	4-Barry Stewart	3-Dee Bost	6-Jarvis Varnado
vs Washington State	11-28-08	52-63	10-Barry Stewart Kodi Augustus	7-Dee Bost	3-Dee Bost	2-Elgin Bailey	4-Jarvis Varnado
vs Texas Tech	11-29-08	73-77	16-Dee Bost Kodi Augustus	10-Jarvis Varnado	3-Dee Bost	3-Dee Bost	4-Jarvis Varnado
ALABAMA STATE	12-06-08	76-67	22-Jarvis Varnado	9-Jarvis Varnado	5-Barry Stewart Dee Bost	2-Jarvis Varnado Dee Bost	8-Jarvis Varnado
CHARLOTTE	12-10-08	64-70	15-Dee Bost	9-Jarvis Varnado	3-Jarvis Varnado Twany Beckham	2-Phil Turner	3-Jarvis Varnado
SOUTH ALABAMA	12-13-08	79-60	21-Jarvis Varnado	8-Jarvis Varnado	5-Dee Bost	2-Phil Turner	6-Jarvis Varnado



2008-09 Mississippi State Basketball
Mississippi State Team High/Low Analysis (as of Dec 14, 2008)
All games

Mississippi State - TEAM GAME HIGHS

POINTS	102		vs North Alabama (11-19-08)
	84		vs Fairleigh Dickinson (11-22-08)
	79		SOUTH ALABAMA (12-13-08)
	78		LOUISIANA-MONROE (11-17-08)
	77		CENTENARY (11-15-08)
FIELD GOALS MADE	34		vs North Alabama (11-19-08)
	30		vs Fairleigh Dickinson (11-22-08)
FIELD GOAL ATTEMPTS	65		vs Texas Tech (11-29-08)
	59		at St. Bonaventure (11-25-08)
	59		vs Fairleigh Dickinson (11-22-08)
	59		vs North Alabama (11-19-08)
FIELD GOAL PERCENTAGE	.576	(34-59)	vs North Alabama (11-19-08)
	.537	(29-54)	SOUTH ALABAMA (12-13-08)
3 PT FIELD GOALS MADE	11		vs North Alabama (11-19-08)
	10		CENTENARY (11-15-08)
3 PT FG ATTEMPTS	26		CHARLOTTE (12-10-08)
	25		vs North Alabama (11-19-08)
3 PT FG PERCENTAGE	.500	(5-10)	ALABAMA STATE (12-06-08)
	.455	(10-22)	CENTENARY (11-15-08)
FREE THROWS MADE	24		CHARLOTTE (12-10-08)
	23		vs North Alabama (11-19-08)
FREE THROW ATTEMPTS	33		CHARLOTTE (12-10-08)
	31		vs Texas Tech (11-29-08)
FREE THROW PERCENTAGE	.885	(23-26)	vs North Alabama (11-19-08)
	.778	(21-27)	at St. Bonaventure (11-25-08)
REBOUNDS	51		vs North Alabama (11-19-08)
	50		LOUISIANA-MONROE (11-17-08)
ASSISTS	20		LOUISIANA-MONROE (11-17-08)
	17		vs North Alabama (11-19-08)
	17		CENTENARY (11-15-08)
STEALS	12		CENTENARY (11-15-08)
	10		vs North Alabama (11-19-08)
BLOCKED SHOTS	15		vs Fairleigh Dickinson (11-22-08)
	15		CENTENARY (11-15-08)
TURNOVERS	24		at St. Bonaventure (11-25-08)
	21		vs North Alabama (11-19-08)
FOULS	29		vs Fairleigh Dickinson (11-22-08)
	21		at St. Bonaventure (11-25-08)



2008-09 Mississippi State Basketball
Mississippi State High/Low Analysis (as of Dec 14, 2008)
All games

Opponent - GAME HIGHS

POINTS	77	vs Texas Tech (11-29-08)
	71	at St. Bonaventure (11-25-08)
	70	CHARLOTTE (12-10-08)
	67	ALABAMA STATE (12-06-08)
	63	vs Washington State (11-28-08)
FIELD GOALS MADE	27	ALABAMA STATE (12-06-08)
	26	CHARLOTTE (12-10-08)
	26	vs Texas Tech (11-29-08)
	26	at St. Bonaventure (11-25-08)
FIELD GOAL ATTEMPTS	72	vs North Alabama (11-19-08)
	69	LOUISIANA-MONROE (11-17-08)
FIELD GOAL PERCENTAGE	.435 (27-62)	ALABAMA STATE (12-06-08)
	.431 (25-58)	vs Washington State (11-28-08)
3 PT FIELD GOALS MADE	10	vs Texas Tech (11-29-08)
	9	CENTENARY (11-15-08)
3 PT FG ATTEMPTS	23	ALABAMA STATE (12-06-08)
	22	vs Texas Tech (11-29-08)
	22	vs North Alabama (11-19-08)
	22	CENTENARY (11-15-08)
3 PT FG PERCENTAGE	.455 (10-22)	vs Texas Tech (11-29-08)
	.409 (9-22)	CENTENARY (11-15-08)
FREE THROWS MADE	21	vs Fairleigh Dickinson (11-22-08)
	15	vs Texas Tech (11-29-08)
FREE THROW ATTEMPTS	39	vs Fairleigh Dickinson (11-22-08)
	23	at St. Bonaventure (11-25-08)
FREE THROW PERCENTAGE	.750 (15-20)	vs Texas Tech (11-29-08)
	.750 (6-8)	ALABAMA STATE (12-06-08)
REBOUNDS	50	vs Fairleigh Dickinson (11-22-08)
	45	CHARLOTTE (12-10-08)
ASSISTS	13	vs Texas Tech (11-29-08)
	12	CENTENARY (11-15-08)
STEALS	12	vs North Alabama (11-19-08)
	11	vs Washington State (11-28-08)
	11	CENTENARY (11-15-08)
BLOCKED SHOTS	8	ALABAMA STATE (12-06-08)
	6	SOUTH ALABAMA (12-13-08)
TURNOVERS	19	vs Fairleigh Dickinson (11-22-08)
	18	CENTENARY (11-15-08)
FOULS	25	at St. Bonaventure (11-25-08)
	25	LOUISIANA-MONROE (11-17-08)



2008-09 Mississippi State Basketball
Mississippi State High/Low Analysis (as of Dec 14, 2008)
All games

Mississippi State - GAME LOWS

POINTS	52	vs Washington State (11-28-08)
	64	CHARLOTTE (12-10-08)
	73	vs Texas Tech (11-29-08)
	76	at St. Bonaventure (11-25-08)
	76	ALABAMA STATE (12-06-08)
FIELD GOALS MADE	15	vs Washington State (11-28-08)
	17	CHARLOTTE (12-10-08)
FIELD GOAL ATTEMPTS	46	vs Washington State (11-28-08)
	52	ALABAMA STATE (12-06-08)
FIELD GOAL PERCENTAGE	.309 (17-55)	CHARLOTTE (12-10-08)
	.326 (15-46)	vs Washington State (11-28-08)
3 PT FIELD GOALS MADE	4	vs Texas Tech (11-29-08)
	4	SOUTH ALABAMA (12-13-08)
3 PT FG ATTEMPTS	10	ALABAMA STATE (12-06-08)
	13	at St. Bonaventure (11-25-08)
3 PT FG PERCENTAGE	.200 (4-20)	vs Texas Tech (11-29-08)
	.231 (6-26)	CHARLOTTE (12-10-08)
FREE THROWS MADE	13	CENTENARY (11-15-08)
	13	LOUISIANA-MONROE (11-17-08)
FREE THROW ATTEMPTS	19	LOUISIANA-MONROE (11-17-08)
	20	CENTENARY (11-15-08)
FREE THROW PERCENTAGE	.536 (15-28)	vs Fairleigh Dickinson (11-22-08)
	.548 (17-31)	vs Texas Tech (11-29-08)
REBOUNDS	31	vs Washington State (11-28-08)
	33	SOUTH ALABAMA (12-13-08)
ASSISTS	7	vs Washington State (11-28-08)
	7	vs Texas Tech (11-29-08)
	7	CHARLOTTE (12-10-08)
STEALS	4	LOUISIANA-MONROE (11-17-08)
	4	CHARLOTTE (12-10-08)
BLOCKED SHOTS	6	CHARLOTTE (12-10-08)
	7	at St. Bonaventure (11-25-08)
TURNOVERS	11	vs Texas Tech (11-29-08)
	11	CHARLOTTE (12-10-08)
FOULS	12	vs North Alabama (11-19-08)
	12	ALABAMA STATE (12-06-08)



2008-09 Mississippi State Basketball
Mississippi State High/Low Analysis (as of Dec 14, 2008)
All games

Opponent - GAME LOWS

POINTS	49		LOUISIANA-MONROE (11-17-08)
	55		CENTENARY (11-15-08)
	58		vs Fairleigh Dickinson (11-22-08)
	60		SOUTH ALABAMA (12-13-08)
	61		vs North Alabama (11-19-08)
FIELD GOALS MADE	16		vs Fairleigh Dickinson (11-22-08)
	20		CENTENARY (11-15-08)
	20		LOUISIANA-MONROE (11-17-08)
FIELD GOAL ATTEMPTS	58		vs Washington State (11-28-08)
	59		SOUTH ALABAMA (12-13-08)
FIELD GOAL PERCENTAGE	.242	(16-66)	vs Fairleigh Dickinson (11-22-08)
	.290	(20-69)	LOUISIANA-MONROE (11-17-08)
3 PT FIELD GOALS MADE	2		vs Washington State (11-28-08)
	4		LOUISIANA-MONROE (11-17-08)
3 PT FG ATTEMPTS	13		at St. Bonaventure (11-25-08)
	13		vs Washington State (11-28-08)
3 PT FG PERCENTAGE	.154	(2-13)	vs Washington State (11-28-08)
	.190	(4-21)	LOUISIANA-MONROE (11-17-08)
FREE THROWS MADE	5		LOUISIANA-MONROE (11-17-08)
	6		CENTENARY (11-15-08)
	6		ALABAMA STATE (12-06-08)
FREE THROW ATTEMPTS	8		ALABAMA STATE (12-06-08)
	12		CENTENARY (11-15-08)
FREE THROW PERCENTAGE	.357	(5-14)	LOUISIANA-MONROE (11-17-08)
	.500	(6-12)	CENTENARY (11-15-08)
REBOUNDS	27		vs North Alabama (11-19-08)
	29		ALABAMA STATE (12-06-08)
ASSISTS	1		SOUTH ALABAMA (12-13-08)
	7		vs Fairleigh Dickinson (11-22-08)
	7		CHARLOTTE (12-10-08)
STEALS	5		vs Fairleigh Dickinson (11-22-08)
	5		vs Texas Tech (11-29-08)
	5		ALABAMA STATE (12-06-08)
	5		SOUTH ALABAMA (12-13-08)
BLOCKED SHOTS	0		LOUISIANA-MONROE (11-17-08)
	2		vs North Alabama (11-19-08)
	2		vs Texas Tech (11-29-08)
	2		CHARLOTTE (12-10-08)
TURNOVERS	10		vs Texas Tech (11-29-08)
	11		CHARLOTTE (12-10-08)
FOULS	15		CENTENARY (11-15-08)
	16		SOUTH ALABAMA (12-13-08)



2008-09 Mississippi State Basketball
Mississippi State Player High/Low Analysis (as of Dec 14, 2008)
All games

Mississippi State - INDIVIDUAL GAME HIGHS

Points	22	Jarvis Varnado vs Alabama State (12-06-08)
	21	Jarvis Varnado vs South Alabama (12-13-08)
	21	Ravern Johnson vs Alabama State (12-06-08)
	19	Jarvis Varnado at St. Bonaventure (11-25-08)
	18	Ravern Johnson at St. Bonaventure (11-25-08)
Field Goals Made	10	Jarvis Varnado vs Alabama State (12-06-08)
	9	Jarvis Varnado vs South Alabama (12-13-08)
Field Goal Att.	16	Dee Bost vs Texas Tech (11-29-08)
	15	Barry Stewart vs Charlotte (12-10-08)
FG Pct (min 5 made)	.857 (6-7)	Jarvis Varnado vs North Alabama (11-19-08)
	.818 (9-11)	Jarvis Varnado vs South Alabama (12-13-08)
3-Point FG Made	5	Ravern Johnson vs Centenary (11-15-08)
	3	Ravern Johnson vs South Alabama (12-13-08)
	3	Dee Bost vs Charlotte (12-10-08)
	3	Ravern Johnson vs Alabama State (12-06-08)
	3	Dee Bost vs Texas Tech (11-29-08)
	3	Ravern Johnson vs Fairleigh Dickinson (11-22-08)
	3	Barry Stewart vs North Alabama (11-19-08)
	3	Dee Bost vs Louisiana-Monroe (11-17-08)
	3	Barry Stewart vs Louisiana-Monroe (11-17-08)
3-Point FG Att.	8	Dee Bost vs Charlotte (12-10-08)
	8	Barry Stewart vs Charlotte (12-10-08)
	8	Ravern Johnson vs Centenary (11-15-08)
3-Pt FG Pct (min 2 made)	.750 (3-4)	Ravern Johnson vs South Alabama (12-13-08)
	.750 (3-4)	Ravern Johnson vs Alabama State (12-06-08)
Free Throws Made	7	Romero Osby vs Texas Tech (11-29-08)
	6	Dee Bost vs Charlotte (12-10-08)
	6	Elgin Bailey vs North Alabama (11-19-08)
Free Throw Att.	10	Romero Osby vs Texas Tech (11-29-08)
	8	Dee Bost vs Charlotte (12-10-08)
	8	Elgin Bailey vs North Alabama (11-19-08)
FT Pct (min 3 made)	1.000 (4-4)	Twany Beckham vs South Alabama (12-13-08)
	1.000 (4-4)	Phil Turner vs South Alabama (12-13-08)
	1.000 (4-4)	Romero Osby vs Charlotte (12-10-08)
	1.000 (4-4)	Barry Stewart vs Charlotte (12-10-08)
	1.000 (4-4)	Kodi Augustus vs Alabama State (12-06-08)
	1.000 (4-4)	Ravern Johnson at St. Bonaventure (11-25-08)
	1.000 (4-4)	Phil Turner at St. Bonaventure (11-25-08)
	1.000 (4-4)	Jarvis Varnado vs North Alabama (11-19-08)
	1.000 (4-4)	Romero Osby vs North Alabama (11-19-08)
	1.000 (3-3)	Jacquiese Holcombe vs Charlotte (12-10-08)
	1.000 (3-3)	Romero Osby vs Louisiana-Monroe (11-17-08)
	1.000 (3-3)	Kodi Augustus vs Louisiana-Monroe (11-17-08)
Rebounds	16	Jarvis Varnado vs Fairleigh Dickinson (11-22-08)
	14	Jarvis Varnado vs North Alabama (11-19-08)
Assists	10	Dee Bost vs North Alabama (11-19-08)
	7	Dee Bost vs Louisiana-Monroe (11-17-08)
Steals	4	Barry Stewart vs Centenary (11-15-08)
	3	Dee Bost vs Texas Tech (11-29-08)
	3	Dee Bost at St. Bonaventure (11-25-08)
	3	Phil Turner vs North Alabama (11-19-08)
	3	Riley Benock vs Centenary (11-15-08)
Blocked Shots	9	Jarvis Varnado vs Louisiana-Monroe (11-17-08)

	8	Jarvis Varnado vs Alabama State (12-06-08)
	8	Jarvis Varnado vs Fairleigh Dickinson (11-22-08)
Turnovers	6	Dee Bost at St. Bonaventure (11-25-08)
	5	Ravern Johnson vs Washington State (11-28-08)
	5	Dee Bost vs North Alabama (11-19-08)
Fouls	5	Dee Bost vs Washington State (11-28-08)
	5	Romero Osby at St. Bonaventure (11-25-08)
	5	Kodi Augustus vs Fairleigh Dickinson (11-22-08)
	5	Elgin Bailey vs Fairleigh Dickinson (11-22-08)



2008-09 Mississippi State Basketball
Mississippi State Opponent High/Low Analysis (as of Dec 14, 2008)
All games

OPPONENT INDIVIDUAL GAME HIGHS

Points	22		BLACKBURN, Ray at St. Bonaventure (11-25-08)
	19		Brandon Davis vs South Alabama (12-13-08)
	19		Lamont Mack vs Charlotte (12-10-08)
	19		Thompson, Klay vs Washington State (11-28-08)
	19		Jarvis Hill vs Louisiana-Monroe (11-17-08)
Field Goals Made	8		Lamont Mack vs Charlotte (12-10-08)
	8		Baynes, Aron vs Washington State (11-28-08)
	8		Jarvis Hill vs Louisiana-Monroe (11-17-08)
Field Goal Att.	22		Thomas Fraise vs North Alabama (11-19-08)
	19		Brandon Davis vs South Alabama (12-13-08)
FG Pct (min 5 made)	.800	(8-10)	Baynes, Aron vs Washington State (11-28-08)
	.750	(6-8)	Brandon Brooks vs Alabama State (12-06-08)
3-Point FG Made	4		Menji Mundadi vs Alabama State (12-06-08)
	4		Chase Adams vs Centenary (11-15-08)
	4		Nick Stallings vs Centenary (11-15-08)
3-Point FG Att.	9		Andrew Hayles vs Alabama State (12-06-08)
	8		Lamont Mack vs Charlotte (12-10-08)
	8		Chase Adams vs Centenary (11-15-08)
3-Pt FG Pct (min 2 made)	1.000	(3-3)	BLACKBURN, Ray at St. Bonaventure (11-25-08)
	.667	(2-3)	Roberson, John vs Texas Tech (11-29-08)
Free Throws Made	9		Cameron Tyler vs Fairleigh Dickinson (11-22-08)
	7		BLACKBURN, Ray at St. Bonaventure (11-25-08)
Free Throw Att.	21		Cameron Tyler vs Fairleigh Dickinson (11-22-08)
	8		BLACKBURN, Ray at St. Bonaventure (11-25-08)
	8		Corey Speight vs North Alabama (11-19-08)
	8		Tony Hooper vs Louisiana-Monroe (11-17-08)
FT Pct (min 3 made)	1.000	(4-4)	Thompson, Klay vs Washington State (11-28-08)
	1.000	(3-3)	Graham, Tyree vs Texas Tech (11-29-08)
	1.000	(3-3)	Roberson, John vs Texas Tech (11-29-08)
Rebounds	11		Sean Baptiste vs Fairleigh Dickinson (11-22-08)
	10		Thompson, Klay vs Washington State (11-28-08)
Assists	6		Chase Adams vs Centenary (11-15-08)
	5		DiJuan Harris vs Charlotte (12-10-08)
	5		Brandon Brooks vs Alabama State (12-06-08)
	5		Voskuil, Alan vs Texas Tech (11-29-08)
	5		Rochestie, Taylor vs Washington State (11-28-08)
Steals	5		HALL, Jonathan at St. Bonaventure (11-25-08)
	4		Rochestie, Taylor vs Washington State (11-28-08)
	4		Chase Adams vs Centenary (11-15-08)
Blocked Shots	6		Kickingstallionsims vs Alabama State (12-06-08)
	3		Rondald Douglas vs South Alabama (12-13-08)
Turnovers	6		Brandon Brooks vs Alabama State (12-06-08)
	5		HALL, Jonathan at St. Bonaventure (11-25-08)
	5		Alvin Mofunanya vs Fairleigh Dickinson (11-22-08)
Fouls	5		Phil Jones vs Charlotte (12-10-08)
	5		Rashad Provitt vs Alabama State (12-06-08)
	5		Baynes, Aron vs Washington State (11-28-08)
	5		Alvin Mofunanya vs Fairleigh Dickinson (11-22-08)
	5		Elvado Lima vs North Alabama (11-19-08)



2008-09 Mississippi State Basketball
Mississippi State Individual Game-by-Game (as of Dec 14, 2008)
All games

#01 Jacquiese Holcombe

Opponent	Date	gs	min	Total		3-Pointers		Free throws		Rebounds				pf	a	t/o	blk	stl	pts	avg
				fg-fga	pct	3fg-fga	pct	ft-fa	pct	off	def	tot	avg							
CENTENARY	11-15-08		17	1-2	.500	0-1	.000	0-0	.000	1	0	1	1.0	2	1	2	0	1	2	2.0
LOUISIANA-MONROE	11-17-08		12	2-3	.667	0-1	.000	0-0	.000	0	2	2	1.5	3	0	1	0	0	4	3.0
vs North Alabama	11-19-08		18	2-5	.400	0-1	.000	0-0	.000	3	2	5	2.7	0	0	2	0	0	4	3.3
vs Fairleigh Dickinson	11-22-08		10	0-1	.000	0-1	.000	1-2	.500	0	0	0	2.0	3	0	2	0	0	1	2.8
CHARLOTTE	12-10-08		7	1-1	1.000	0-0	.000	3-3	1.000	1	1	2	2.0	0	0	0	0	0	5	3.2
SOUTH ALABAMA	12-13-08		13	2-2	1.000	1-1	1.000	0-1	.000	1	1	2	2.0	1	0	2	0	1	5	3.5
Totals		0	77	8-14	.571	1-5	.200	4-6	.667	6	6	12	2.0	9	1	9	0	2	21	3.5

Games played: 6
Minutes/game: 12.8
Points/game: 3.5
FG Pct: 57.1
3FG Pct: 20.0
FT Pct: 66.7

Rebounds/game: 2.0
Assists/game: 0.2
Turnovers/game: 1.5
Assist/turnover ratio: 0.1
Steals/game: 0.3

#02 Ravern Johnson

Opponent	Date	gs	min	Total		3-Pointers		Free throws		Rebounds				pf	a	t/o	blk	stl	pts	avg
				fg-fga	pct	3fg-fga	pct	ft-fa	pct	off	def	tot	avg							
CENTENARY	11-15-08	*	24	5-9	.556	5-8	.625	0-0	.000	1	2	3	3.0	1	3	2	2	0	15	15.0
LOUISIANA-MONROE	11-17-08	*	27	4-9	.444	2-4	.500	0-1	.000	2	2	4	3.5	2	2	2	0	0	10	12.5
vs North Alabama	11-19-08	*	23	3-7	.429	2-5	.400	0-0	.000	0	2	2	3.0	1	0	1	1	1	8	11.0
vs Fairleigh Dickinson	11-22-08	*	23	4-10	.400	3-6	.500	0-0	.000	0	4	4	3.3	1	0	1	2	0	11	11.0
at St. Bonaventure	11-25-08	*	29	6-9	.667	2-3	.667	4-4	1.000	3	4	7	4.0	1	1	4	0	1	18	12.4
vs Washington State	11-28-08	*	30	3-7	.429	1-1	1.000	0-0	.000	1	1	2	3.7	3	1	5	1	1	7	11.5
vs Texas Tech	11-29-08	*	32	4-10	.400	1-5	.200	0-0	.000	2	5	7	4.1	3	2	2	1	0	9	11.1
ALABAMA STATE	12-06-08	*	35	7-10	.700	3-4	.750	4-5	.800	2	3	5	4.3	1	1	2	0	0	21	12.4
CHARLOTTE	12-10-08	*	33	2-7	.286	2-6	.333	1-2	.500	1	4	5	4.3	1	0	0	1	0	7	11.8
SOUTH ALABAMA	12-13-08	*	26	4-8	.500	3-4	.750	1-1	1.000	0	3	3	4.2	2	0	1	0	1	12	11.8
Totals		10	282	42-86	.488	24-46	.522	10-13	.769	12	30	42	4.2	16	10	20	8	4	118	11.8

Games played: 10
Minutes/game: 28.2
Points/game: 11.8
FG Pct: 48.8
3FG Pct: 52.2
FT Pct: 76.9

Rebounds/game: 4.2
Assists/game: 1.0
Turnovers/game: 2.0
Assist/turnover ratio: 0.5
Steals/game: 0.4
Blocks/game: 0.8

#03 Dee Bost

Opponent	Date	gs	min	Total		3-Pointers		Free throws		Rebounds				pf	a	t/o	blk	stl	pts	avg
				fg-fga	pct	3fg-fga	pct	ft-fa	pct	off	def	tot	avg							
CENTENARY	11-15-08	*	23	3-8	.375	2-4	.500	1-2	.500	0	3	3	3.0	2	4	2	0	1	9	9.0
LOUISIANA-MONROE	11-17-08	*	26	4-9	.444	3-6	.500	3-4	.750	0	3	3	3.0	1	7	2	0	1	14	11.5
vs North Alabama	11-19-08	*	23	2-5	.400	1-3	.333	2-2	1.000	1	1	2	2.7	2	10	5	0	1	7	10.0
vs Fairleigh Dickinson	11-22-08	*	24	2-8	.250	0-4	.000	2-4	.500	0	1	1	2.3	3	6	4	0	1	6	9.0
at St. Bonaventure	11-25-08	*	20	1-8	.125	0-1	.000	4-5	.800	1	3	4	2.6	2	2	6	0	3	6	8.4
vs Washington State	11-28-08	*	30	1-6	.167	1-3	.333	5-6	.833	1	6	7	3.3	5	3	3	0	1	8	8.3
vs Texas Tech	11-29-08	*	32	6-16	.375	3-6	.500	1-4	.250	1	3	4	3.4	4	3	1	0	3	16	9.4
ALABAMA STATE	12-06-08	*	27	2-5	.400	1-2	.500	5-6	.833	1	0	1	3.1	3	5	4	0	2	10	9.5
CHARLOTTE	12-10-08	*	32	3-10	.300	3-8	.375	6-8	.750	0	0	0	2.8	4	1	2	0	0	15	10.1
SOUTH ALABAMA	12-13-08	*	35	2-6	.333	0-3	.000	0-0	.000	1	3	4	2.9	2	5	2	0	0	4	9.5
Totals		10	272	26-81	.321	14-40	.350	29-41	.707	6	23	29	2.9	28	46	31	0	13	95	9.5

Games played: 10
Minutes/game: 27.2
Points/game: 9.5
FG Pct: 32.1
3FG Pct: 35.0
FT Pct: 70.7

Rebounds/game: 2.9
Assists/game: 4.6
Turnovers/game: 3.1
Assist/turnover ratio: 1.5
Steals/game: 1.3



2008-09 Mississippi State Basketball
Mississippi State Individual Game-by-Game (as of Dec 14, 2008)
All games

#04 Twany Beckham

Opponent	Date	gs	min	Total		3-Pointers		Free throws		Rebounds				pf	a	t/o	blk	stl	pts	avg
				fg-fga	pct	3fg-fga	pct	ft-fa	pct	off	def	tot	avg							
vs Fairleigh Dickinson	11-22-08		10	2-2	1.000	0-0	.000	0-1	.000	1	1	2	2.0	2	2	0	0	2	4	4.0
at St. Bonaventure	11-25-08		20	2-3	.667	0-0	.000	4-6	.667	0	1	1	1.5	1	3	1	0	1	8	6.0
vs Washington State	11-28-08		10	0-2	.000	0-0	.000	1-2	.500	0	0	0	1.0	0	1	1	0	0	1	4.3
vs Texas Tech	11-29-08		8	2-3	.667	0-0	.000	0-0	.000	0	1	1	1.0	0	0	1	0	0	4	4.3
ALABAMA STATE	12-06-08		13	2-3	.667	0-0	.000	0-0	.000	0	1	1	1.0	0	0	0	0	0	4	4.2
CHARLOTTE	12-10-08		6	0-1	.000	0-0	.000	0-2	.000	0	1	1	1.0	1	3	1	0	0	0	3.5
SOUTH ALABAMA	12-13-08		13	1-1	1.000	0-0	.000	4-4	1.000	0	3	3	1.3	1	2	2	0	1	6	3.9
Totals		0	80	9-15	.600	0-0	.000	9-15	.600	1	8	9	1.3	5	11	6	0	4	27	3.9

Games played: 7
Minutes/game: 11.4
Points/game: 3.9
FG Pct: 60.0
FT Pct: 60.0

Rebounds/game: 1.3
Assists/game: 1.6
Turnovers/game: 0.9
Assist/turnover ratio: 1.8
Steals/game: 0.6

#05 Romero Osby

Opponent	Date	gs	min	Total		3-Pointers		Free throws		Rebounds				pf	a	t/o	blk	stl	pts	avg
				fg-fga	pct	3fg-fga	pct	ft-fa	pct	off	def	tot	avg							
CENTENARY	11-15-08		19	1-4	.250	0-1	.000	2-3	.667	0	8	8	8.0	1	1	1	0	0	4	4.0
LOUISIANA-MONROE	11-17-08		14	2-4	.500	0-0	.000	3-3	1.000	1	1	2	5.0	2	0	2	0	0	7	5.5
vs North Alabama	11-19-08		18	5-9	.556	1-3	.333	4-4	1.000	0	3	3	4.3	0	4	0	0	0	15	8.7
vs Fairleigh Dickinson	11-22-08		23	3-7	.429	1-3	.333	2-2	1.000	0	5	5	4.5	3	1	1	1	1	9	8.8
at St. Bonaventure	11-25-08		18	3-4	.750	0-0	.000	0-0	.000	0	4	4	4.4	5	0	2	0	0	6	8.2
vs Washington State	11-28-08		13	2-5	.400	0-1	.000	3-4	.750	0	0	0	3.7	1	0	3	0	1	7	8.0
vs Texas Tech	11-29-08		15	0-1	.000	0-0	.000	7-10	.700	2	4	6	4.0	2	0	1	1	1	7	7.9
ALABAMA STATE	12-06-08		20	1-4	.250	0-0	.000	3-6	.500	2	4	6	4.3	3	1	1	1	0	5	7.5
CHARLOTTE	12-10-08		22	3-6	.500	0-1	.000	4-4	1.000	3	3	6	4.4	3	0	0	0	1	10	7.8
SOUTH ALABAMA	12-13-08		10	1-2	.500	0-0	.000	2-2	1.000	0	0	0	4.0	2	0	1	0	0	4	7.4
Totals		0	172	21-46	.457	2-9	.222	30-38	.789	8	32	40	4.0	22	7	12	3	4	74	7.4

Games played: 10
Minutes/game: 17.2
Points/game: 7.4
FG Pct: 45.7
3FG Pct: 22.2
FT Pct: 78.9

Rebounds/game: 4.0
Assists/game: 0.7
Turnovers/game: 1.2
Assist/turnover ratio: 0.6
Steals/game: 0.4
Blocks/game: 0.3

#10 Christopher Gay

Opponent	Date	gs	min	Total		3-Pointers		Free throws		Rebounds				pf	a	t/o	blk	stl	pts	avg
				fg-fga	pct	3fg-fga	pct	ft-fa	pct	off	def	tot	avg							
CENTENARY	11-15-08		2	0-0	.000	0-0	.000	0-0	.000	0	1	1	1.0	0	0	0	0	0	0	0.0
LOUISIANA-MONROE	11-17-08		1	0-0	.000	0-0	.000	0-0	.000	0	0	0	0.5	0	0	0	0	0	0	0.0
vs North Alabama	11-19-08		1	0-0	.000	0-0	.000	0-0	.000	0	0	0	0.3	0	0	0	0	0	0	0.0
vs Fairleigh Dickinson	11-22-08		1	0-0	.000	0-0	.000	0-0	.000	0	0	0	0.3	0	0	1	0	0	0	0.0
SOUTH ALABAMA	12-13-08		1	0-0	.000	0-0	.000	0-0	.000	0	0	0	0.2	0	0	0	0	0	0	0.0
Totals		0	6	0-0	.000	0-0	.000	0-0	.000	0	1	1	0.2	0	0	1	0	0	0	0.0

Games played: 5
Minutes/game: 1.2

Rebounds/game: 0.2
Turnovers/game: 0.2



2008-09 Mississippi State Basketball
Mississippi State Individual Game-by-Game (as of Dec 14, 2008)
All games

#14 Rod Bryant

Opponent	Date	gs	min	Total		3-Pointers		Free throws		Rebounds				pf	a	t/o	blk	stl	pts	avg
				fg-fga	pct	3fg-fga	pct	ft-fa	pct	off	def	tot	avg							
SOUTH ALABAMA	12-13-08		1	0-0	.000	0-0	.000	0-0	.000	0	0	0	0.0	0	1	0	0	0	0	0.0
Totals		0	1	0-0	.000	0-0	.000	0-0	.000	0	0	0	0.0	0	1	0	0	0	0	0.0

Games played: 1
Minutes/game: 1.0

Assists/game: 1.0
Assist/turnover ratio: 99.9

#15 Riley Benock

Opponent	Date	gs	min	Total		3-Pointers		Free throws		Rebounds				pf	a	t/o	blk	stl	pts	avg
				fg-fga	pct	3fg-fga	pct	ft-fa	pct	off	def	tot	avg							
CENTENARY	11-15-08		15	3-3	1.000	1-1	1.000	0-0	.000	0	1	1	1.0	0	2	0	1	3	7	7.0
LOUISIANA-MONROE	11-17-08		12	0-2	.000	0-2	.000	0-0	.000	0	2	2	1.5	2	2	2	0	0	0	3.5
vs North Alabama	11-19-08		13	3-4	.750	2-3	.667	0-0	.000	0	1	1	1.3	4	0	0	0	1	8	5.0
vs Fairleigh Dickinson	11-22-08		17	2-4	.500	2-4	.500	0-0	.000	0	1	1	1.3	1	1	0	0	0	6	5.3
at St. Bonaventure	11-25-08		8	2-3	.667	2-3	.667	0-0	.000	1	0	1	1.2	0	0	0	0	1	6	5.4
vs Washington State	11-28-08		10	0-0	.000	0-0	.000	0-0	.000	0	1	1	1.2	0	1	0	0	1	0	4.5
vs Texas Tech	11-29-08		12	0-4	.000	0-2	.000	0-0	.000	1	1	2	1.3	0	0	0	0	1	0	3.9
ALABAMA STATE	12-06-08		6	0-0	.000	0-0	.000	0-0	.000	0	2	2	1.4	0	0	2	0	0	0	3.4
CHARLOTTE	12-10-08		2	0-0	.000	0-0	.000	0-0	.000	0	0	0	1.2	0	0	0	1	0	0	3.0
SOUTH ALABAMA	12-13-08		14	0-4	.000	0-3	.000	0-0	.000	0	1	1	1.2	1	2	1	0	0	0	2.7
Totals		0	109	10-24	.417	7-18	.389	0-0	.000	2	10	12	1.2	8	8	5	2	7	27	2.7

Games played: 10
Minutes/game: 10.9
Points/game: 2.7
FG Pct: 41.7
3FG Pct: 38.9

Rebounds/game: 1.2
Assists/game: 0.8
Turnovers/game: 0.5
Assist/turnover ratio: 1.6
Steals/game: 0.7
Blocks/game: 0.2

#20 Taylor Luczak

Opponent	Date	gs	min	Total		3-Pointers		Free throws		Rebounds				pf	a	t/o	blk	stl	pts	avg
				fg-fga	pct	3fg-fga	pct	ft-fa	pct	off	def	tot	avg							
CENTENARY	11-15-08		2	0-0	.000	0-0	.000	0-0	.000	0	0	0	0.0	0	0	0	0	0	0	0.0
LOUISIANA-MONROE	11-17-08		1	1-1	1.000	0-0	.000	0-0	.000	0	0	0	0.0	0	0	0	0	0	2	1.0
vs North Alabama	11-19-08		2	0-0	.000	0-0	.000	0-0	.000	0	0	0	0.0	0	0	0	0	0	0	0.7
SOUTH ALABAMA	12-13-08		1	1-1	1.000	0-0	.000	0-0	.000	0	0	0	0.0	0	0	0	0	0	2	1.0
Totals		0	6	2-2	1.000	0-0	.000	0-0	.000	0	0	0	0.0	0	0	0	0	0	4	1.0

Games played: 4
Minutes/game: 1.5
Points/game: 1.0
FG Pct: 100.0



2008-09 Mississippi State Basketball
Mississippi State Individual Game-by-Game (as of Dec 14, 2008)
All games

#22 Barry Stewart

Opponent	Date	gs	min	Total		3-Pointers		Free throws		Rebounds				pf	a	t/o	blk	stl	pts	avg	
				fg-fga	pct	3fg-fga	pct	ft-fga	pct	off	def	tot	avg								
CENTENARY	11-15-08	*	23	4-8	.500	2-4	.500	3-4	.750	1	2	3	3.0	3	1	4	0	4	13	13.0	
LOUISIANA-MONROE	11-17-08	*	26	6-9	.667	3-6	.500	2-4	.500	0	1	1	2.0	3	1	3	1	1	17	15.0	
vs North Alabama	11-19-08	*	22	5-8	.625	3-5	.600	3-4	.750	0	2	2	2.0	2	0	2	0	1	16	15.3	
vs Fairleigh Dickinson	11-22-08	*	23	4-9	.444	2-5	.400	2-4	.500	0	2	2	2.0	1	2	0	0	1	12	14.5	
at St. Bonaventure	11-25-08	*	32	1-9	.111	1-4	.250	0-0	.000	0	3	3	2.2	3	4	3	0	1	3	12.2	
vs Washington State	11-28-08	*	30	3-10	.300	2-5	.400	2-2	1.000	0	2	2	2.2	3	0	3	1	1	10	11.8	
vs Texas Tech	11-29-08	*	28	2-8	.250	0-5	.000	1-4	.250	1	3	4	2.4	4	1	0	2	0	5	10.9	
ALABAMA STATE	12-06-08	*	34	3-9	.333	1-4	.250	1-3	.333	2	3	5	2.8	2	5	1	0	1	8	10.5	
CHARLOTTE	12-10-08	*	38	3-15	.200	0-8	.000	4-4	1.000	2	4	6	3.1	1	0	2	0	0	10	10.4	
SOUTH ALABAMA	12-13-08	*	18	2-7	.286	0-1	.000	0-0	.000	0	0	0	2.8	0	0	0	0	0	4	9.8	
Totals			10	274	33-92	.359	14-47	.298	18-29	.621	6	22	28	2.8	22	14	18	4	10	98	9.8

Games played: 10
Minutes/game: 27.4
Points/game: 9.8
FG Pct: 35.9
3FG Pct: 29.8
FT Pct: 62.1

Rebounds/game: 2.8
Assists/game: 1.4
Turnovers/game: 1.8
Assist/turnover ratio: 0.8
Steals/game: 1.0
Blocks/game: 0.4

#24 Kodi Augustus

Opponent	Date	gs	min	Total		3-Pointers		Free throws		Rebounds				pf	a	t/o	blk	stl	pts	avg	
				fg-fga	pct	3fg-fga	pct	ft-fga	pct	off	def	tot	avg								
CENTENARY	11-15-08	*	17	2-3	.667	0-0	.000	2-2	1.000	0	3	3	3.0	2	2	1	2	1	6	6.0	
LOUISIANA-MONROE	11-17-08	*	21	4-5	.800	1-1	1.000	3-3	1.000	3	5	8	5.5	2	2	0	0	1	12	9.0	
vs North Alabama	11-19-08	*	22	3-5	.600	0-2	.000	2-2	1.000	3	4	7	6.0	1	0	3	1	0	8	8.7	
vs Fairleigh Dickinson	11-22-08	*	15	3-3	1.000	0-0	.000	0-0	.000	1	5	6	6.0	5	1	3	1	1	6	8.0	
at St. Bonaventure	11-25-08	*	19	2-6	.333	0-1	.000	0-1	.000	3	3	6	6.0	4	1	2	0	0	4	7.2	
vs Washington State	11-28-08	*	27	2-7	.286	1-3	.333	5-6	.833	0	4	4	5.7	2	0	0	1	0	10	7.7	
vs Texas Tech	11-29-08	*	25	6-12	.500	0-2	.000	4-5	.800	5	4	9	6.1	3	0	3	0	1	16	8.9	
ALABAMA STATE	12-06-08	*	20	0-4	.000	0-0	.000	4-4	1.000	0	1	1	5.5	0	0	1	0	0	4	8.3	
CHARLOTTE	12-10-08	*	10	0-4	.000	0-1	.000	0-0	.000	2	3	5	5.4	1	0	1	1	0	0	7.3	
SOUTH ALABAMA	12-13-08		7	2-3	.667	0-0	.000	3-4	.750	1	0	1	5.0	0	0	2	0	0	7	7.3	
Totals			9	183	24-52	.462	2-10	.200	23-27	.852	18	32	50	5.0	20	6	16	6	4	73	7.3

Games played: 10
Minutes/game: 18.3
Points/game: 7.3
FG Pct: 46.2
3FG Pct: 20.0
FT Pct: 85.2

Rebounds/game: 5.0
Assists/game: 0.6
Turnovers/game: 1.6
Assist/turnover ratio: 0.4
Steals/game: 0.4
Blocks/game: 0.6



2008-09 Mississippi State Basketball
Mississippi State Individual Game-by-Game (as of Dec 14, 2008)
All games

#25 Phil Turner

Opponent	Date	gs	min	Total		3-Pointers		Free throws		Rebounds				pf	a	t/o	blk	stl	pts	avg
				fg-fga	pct	3fg-fga	pct	ft-fa	pct	off	def	tot	avg							
CENTENARY	11-15-08		15	1-4	.250	0-3	.000	0-0	.000	2	3	5	5.0	3	2	3	0	0	2	2.0
LOUISIANA-MONROE	11-17-08		14	1-3	.333	0-1	.000	1-2	.500	0	2	2	3.5	1	4	2	0	0	3	2.5
vs North Alabama	11-19-08		16	2-4	.500	2-3	.667	2-2	1.000	0	4	4	3.7	0	1	1	1	3	8	4.3
vs Fairleigh Dickinson	11-22-08		11	3-4	.750	1-1	1.000	1-2	.500	0	2	2	3.3	3	1	2	0	1	8	5.3
at St. Bonaventure	11-25-08		14	1-4	.250	0-1	.000	4-4	1.000	3	0	3	3.2	0	3	1	0	0	6	5.4
vs Washington State	11-28-08		10	2-3	.667	1-1	1.000	0-0	.000	0	4	4	3.3	2	0	1	0	0	5	5.3
vs Texas Tech	11-29-08		8	1-2	.500	0-0	.000	0-0	.000	0	1	1	3.0	0	0	1	1	0	2	4.9
ALABAMA STATE	12-06-08		5	0-0	.000	0-0	.000	0-0	.000	0	2	2	2.9	0	1	1	0	0	0	4.3
CHARLOTTE	12-10-08		8	1-2	.500	1-2	.500	2-2	1.000	0	3	3	2.9	2	0	1	0	2	5	4.3
SOUTH ALABAMA	12-13-08	*	21	3-6	.500	0-2	.000	4-4	1.000	0	2	2	2.8	3	4	0	0	2	10	4.9
Totals		1	122	15-32	.469	5-14	.357	14-16	.875	5	23	28	2.8	14	16	13	2	8	49	4.9

Games played: 10
Minutes/game: 12.2
Points/game: 4.9
FG Pct: 46.9
3FG Pct: 35.7
FT Pct: 87.5

Rebounds/game: 2.8
Assists/game: 1.6
Turnovers/game: 1.3
Assist/turnover ratio: 1.2
Steals/game: 0.8
Blocks/game: 0.2

#32 Jarvis Varnado

Opponent	Date	gs	min	Total		3-Pointers		Free throws		Rebounds				pf	a	t/o	blk	stl	pts	avg
				fg-fga	pct	3fg-fga	pct	ft-fa	pct	off	def	tot	avg							
CENTENARY	11-15-08	*	25	3-6	.500	0-0	.000	3-5	.600	4	7	11	11.0	1	1	2	7	1	9	9.0
LOUISIANA-MONROE	11-17-08	*	27	1-4	.250	0-0	.000	0-1	.000	3	8	11	11.0	1	1	3	9	0	2	5.5
vs North Alabama	11-19-08	*	22	6-7	.857	0-0	.000	4-4	1.000	1	13	14	12.0	1	0	3	7	0	16	9.0
vs Fairleigh Dickinson	11-22-08	*	24	5-9	.556	0-0	.000	4-7	.571	5	11	16	13.0	2	1	0	8	0	14	10.3
at St. Bonaventure	11-25-08	*	34	7-12	.583	0-0	.000	5-7	.714	5	7	12	12.8	3	0	3	6	0	19	12.0
vs Washington State	11-28-08	*	25	1-3	.333	0-0	.000	0-2	.000	2	3	5	11.5	0	1	3	4	0	2	10.3
vs Texas Tech	11-29-08	*	27	4-6	.667	0-0	.000	3-4	.750	2	8	10	11.3	3	1	1	4	0	11	10.4
ALABAMA STATE	12-06-08	*	32	10-13	.769	0-0	.000	2-4	.500	5	4	9	11.0	2	1	2	8	2	22	11.9
CHARLOTTE	12-10-08	*	36	3-7	.429	0-0	.000	2-6	.333	2	7	9	10.8	1	3	3	3	0	8	11.4
SOUTH ALABAMA	12-13-08	*	26	9-11	.818	0-0	.000	3-6	.500	2	6	8	10.5	4	0	0	6	1	21	12.4
Totals		10	278	49-78	.628	0-0	.000	26-46	.565	31	74	105	10.5	18	9	20	62	4	124	12.4

Games played: 10
Minutes/game: 27.8
Points/game: 12.4
FG Pct: 62.8
FT Pct: 56.5

Rebounds/game: 10.5
Assists/game: 0.9
Turnovers/game: 2.0
Assist/turnover ratio: 0.5
Steals/game: 0.4
Blocks/game: 6.2



2008-09 Mississippi State Basketball
Mississippi State Individual Game-by-Game (as of Dec 14, 2008)
All games

#33 Brandon Bolen

Opponent	Date	gs	min	Total		3-Pointers		Free throws		Rebounds				pf	a	t/o	blk	stl	pts	avg
				fg-fga	pct	3fg-fga	pct	ft-fa	pct	off	def	tot	avg							
CENTENARY	11-15-08		2	0-0	.000	0-0	.000	0-0	.000	0	0	0	0.0	0	0	0	0	0	0	0.0
LOUISIANA-MONROE	11-17-08		2	0-0	.000	0-0	.000	0-0	.000	0	0	0	0.0	0	0	0	0	0	0	0.0
vs North Alabama	11-19-08		4	1-1	1.000	0-0	.000	0-0	.000	0	0	0	0.0	0	0	0	0	1	2	0.7
vs Fairleigh Dickinson	11-22-08		2	0-0	.000	0-0	.000	0-0	.000	0	0	0	0.0	0	0	0	0	0	0	0.5
SOUTH ALABAMA	12-13-08		1	0-0	.000	0-0	.000	0-0	.000	0	0	0	0.0	0	0	0	0	1	0	0.4
Totals		0	11	1-1	1.000	0-0	.000	0-0	.000	0	0	0	0.0	0	0	0	0	2	2	0.4

Games played: 5
Minutes/game: 2.2
Points/game: 0.4
FG Pct: 100.0

Steals/game: 0.4

#45 Elgin Bailey

Opponent	Date	gs	min	Total		3-Pointers		Free throws		Rebounds				pf	a	t/o	blk	stl	pts	avg
				fg-fga	pct	3fg-fga	pct	ft-fa	pct	off	def	tot	avg							
CENTENARY	11-15-08		16	4-11	.364	0-0	.000	2-4	.500	2	1	3	3.0	1	0	0	3	1	10	10.0
LOUISIANA-MONROE	11-17-08		17	3-7	.429	0-0	.000	1-1	1.000	3	6	9	6.0	1	1	3	2	1	7	8.5
vs North Alabama	11-19-08		16	2-4	.500	0-0	.000	6-8	.750	1	4	5	5.7	1	2	4	3	2	10	9.0
vs Fairleigh Dickinson	11-22-08		17	2-2	1.000	0-0	.000	3-6	.500	0	4	4	5.3	5	0	2	3	0	7	8.5
at St. Bonaventure	11-25-08		6	0-1	.000	0-0	.000	0-0	.000	0	1	1	4.4	2	0	2	1	0	0	6.8
vs Washington State	11-28-08		15	1-3	.333	0-0	.000	0-1	.000	1	2	3	4.2	2	0	1	1	2	2	6.0
vs Texas Tech	11-29-08		13	1-3	.333	0-0	.000	1-4	.250	2	1	3	4.0	1	0	1	2	0	3	5.6
ALABAMA STATE	12-06-08		8	1-4	.250	0-0	.000	0-0	.000	1	0	1	3.6	1	0	0	1	0	2	5.1
CHARLOTTE	12-10-08		6	1-2	.500	0-0	.000	2-2	1.000	0	2	2	3.4	1	0	1	0	1	4	5.0
SOUTH ALABAMA	12-13-08		13	2-3	.667	0-0	.000	0-2	.000	0	3	3	3.4	3	0	2	3	1	4	4.9
Totals		0	127	17-40	.425	0-0	.000	15-28	.536	10	24	34	3.4	18	3	16	19	8	49	4.9

Games played: 10
Minutes/game: 12.7
Points/game: 4.9
FG Pct: 42.5
FT Pct: 53.6

Rebounds/game: 3.4
Assists/game: 0.3
Turnovers/game: 1.6
Assist/turnover ratio: 0.2
Steals/game: 0.8
Blocks/game: 1.9

#TM TEAM

Opponent	Date	gs	min	Total		3-Pointers		Free throws		Rebounds				pf	a	t/o	blk	stl	pts	avg
				fg-fga	pct	3fg-fga	pct	ft-fa	pct	off	def	tot	avg							
CENTENARY	11-15-08		0	0-0	.000	0-0	.000	0-0	.000	0	4	4	4.0	0	0	0	0	0	0	0.0
LOUISIANA-MONROE	11-17-08		0	0-0	.000	0-0	.000	0-0	.000	1	5	6	5.0	0	0	0	0	0	0	0.0
vs North Alabama	11-19-08		0	0-0	.000	0-0	.000	0-0	.000	3	3	6	5.3	0	0	0	0	0	0	0.0
vs Fairleigh Dickinson	11-22-08		0	0-0	.000	0-0	.000	0-0	.000	1	1	2	4.5	0	0	0	0	0	0	0.0
at St. Bonaventure	11-25-08		0	0-0	.000	0-0	.000	0-0	.000	2	2	4	4.4	0	0	0	0	0	0	0.0
vs Washington State	11-28-08		0	0-0	.000	0-0	.000	0-0	.000	1	2	3	4.2	0	0	0	0	0	0	0.0
vs Texas Tech	11-29-08		0	0-0	.000	0-0	.000	0-0	.000	0	1	1	3.7	0	0	0	0	0	0	0.0
ALABAMA STATE	12-06-08		0	0-0	.000	0-0	.000	0-0	.000	3	1	4	3.8	0	0	0	0	0	0	0.0
CHARLOTTE	12-10-08		0	0-0	.000	0-0	.000	0-0	.000	2	1	3	3.7	0	0	0	0	0	0	0.0
SOUTH ALABAMA	12-13-08		0	0-0	.000	0-0	.000	0-0	.000	3	3	6	3.9	0	0	0	0	0	0	0.0
Totals		0	0	0-0	.000	0-0	.000	0-0	.000	16	23	39	3.9	0	0	0	0	0	0	0.0

Games played: 10

Rebounds/game: 3.9



2008 Mississippi State Basketball Season (Dec 14, 2008) Individual Career History

Kodi Augustus

			Total		3-Point		F-Throws		Rebounds											Scoring	
Season	gp-gs	min/avg	fg-fga	pct	fg-fga	pct	ft-fta	pct	off	def	tot	avg	pf	fo	ast	to	blk	stl	pts	avg	
2007-08	11-0	52/4.7	5-13	.385	2-7	.286	4-7	.571	3	9	12	1.1	8	0	2	7	3	1	16	1.5	
2008-09	10-9	183/18.3	24-52	.462	2-10	.200	23-27	.852	18	32	50	5.0	20	1	6	16	6	4	73	7.3	
TOTAL	21-9	235/11.2	29-65	.446	4-17	.235	27-34	.794	21	41	62	3.0	28	1	8	23	9	5	89	4.2	

Elgin Bailey

			Total		3-Point		F-Throws		Rebounds											Scoring	
Season	gp-gs	min/avg	fg-fga	pct	fg-fga	pct	ft-fta	pct	off	def	tot	avg	pf	fo	ast	to	blk	stl	pts	avg	
2007-08	31-0	212/6.8	18-38	.474	0-0	.000	16-41	.390	20	26	46	1.5	43	0	1	16	8	4	52	1.7	
2008-09	10-0	127/12.7	17-40	.425	0-0	.000	15-28	.536	10	24	34	3.4	18	1	3	16	19	8	49	4.9	
TOTAL	41-0	339/8.3	35-78	.449	0-0	.000	31-69	.449	30	50	80	2.0	61	1	4	32	27	12	101	2.5	

Twany Beckham

			Total		3-Point		F-Throws		Rebounds											Scoring	
Season	gp-gs	min/avg	fg-fga	pct	fg-fga	pct	ft-fta	pct	off	def	tot	avg	pf	fo	ast	to	blk	stl	pts	avg	
2008-09	7-0	80/11.4	9-15	.600	0-0	.000	9-15	.600	1	8	9	1.3	5	0	11	6	0	4	27	3.9	
TOTAL	7-0	80/11.4	9-15	.600	0-0	.000	9-15	.600	1	8	9	1.3	5	0	11	6	0	4	27	3.9	

Riley Benock

			Total		3-Point		F-Throws		Rebounds											Scoring	
Season	gp-gs	min/avg	fg-fga	pct	fg-fga	pct	ft-fta	pct	off	def	tot	avg	pf	fo	ast	to	blk	stl	pts	avg	
2007-08	28-0	228/8.1	15-37	.405	14-33	.424	5-8	.625	2	17	19	0.7	16	0	22	16	4	4	49	1.8	
2008-09	10-0	109/10.9	10-24	.417	7-18	.389	0-0	.000	2	10	12	1.2	8	0	8	5	2	7	27	2.7	
TOTAL	38-0	337/8.9	25-61	.410	21-51	.412	5-8	.625	4	27	31	0.8	24	0	30	21	6	11	76	2.0	

Brandon Bolen

			Total		3-Point		F-Throws		Rebounds											Scoring	
Season	gp-gs	min/avg	fg-fga	pct	fg-fga	pct	ft-fta	pct	off	def	tot	avg	pf	fo	ast	to	blk	stl	pts	avg	
2007-08	9-0	12/1.3	0-2	.000	0-1	.000	1-2	.500	1	3	4	0.4	1	0	0	3	0	0	1	0.1	
2008-09	5-0	11/2.2	1-1	1.000	0-0	.000	0-0	.000	0	0	0	0.0	0	0	0	0	0	2	2	0.4	
TOTAL	14-0	23/1.6	1-3	.333	0-1	.000	1-2	.500	1	3	4	0.3	1	0	0	3	0	2	3	0.2	

Dee Bost

			Total		3-Point		F-Throws		Rebounds											Scoring	
Season	gp-gs	min/avg	fg-fga	pct	fg-fga	pct	ft-fta	pct	off	def	tot	avg	pf	fo	ast	to	blk	stl	pts	avg	
2008-09	10-10	272/27.2	26-81	.321	14-40	.350	29-41	.707	6	23	29	2.9	28	1	46	31	0	13	95	9.5	
TOTAL	10-10	272/27.2	26-81	.321	14-40	.350	29-41	.707	6	23	29	2.9	28	1	46	31	0	13	95	9.5	

Rod Bryant

Season	gp-gs	min/avg	Total		3-Point		F-Throws		Rebounds											Scoring	
			fg-fga	pct	fg-fga	pct	ft-fta	pct	off	def	tot	avg	pf	fo	ast	to	blk	stl	pts	avg	
2007-08	5-0	5/1.0	2-3	.667	0-0	.000	0-1	.000	0	1	1	0.2	0	0	0	1	0	0	4	0.8	
2008-09	1-0	1/1.0	0-0	.000	0-0	.000	0-0	.000	0	0	0	0.0	0	0	1	0	0	0	0	0.0	
TOTAL	6-0	6/1.0	2-3	.667	0-0	.000	0-1	.000	0	1	1	0.2	0	0	1	1	0	0	4	0.7	

Christopher Gay

			Total		3-Point		F-Throws		Rebounds											Scoring	
Season	gp-gs	min/avg	fg-fga	pct	fg-fga	pct	ft-fta	pct	off	def	tot	avg	pf	fo	ast	to	blk	stl	pts	avg	
2008-09	5-0	6/1.2	0-0	.000	0-0	.000	0-0	.000	0	1	1	0.2	0	0	0	1	0	0	0	0.0	
TOTAL	5-0	6/1.2	0-0	.000	0-0	.000	0-0	.000	0	1	1	0.2	0	0	0	1	0	0	0	0.0	



2008 Mississippi State Basketball Season (Dec 14, 2008) Individual Career History

Jacquiese Holcombe

			Total		3-Point		F-Throws		Rebounds											Scoring	
Season	gp-gs	min/avg	fg-fga	pct	fg-fga	pct	ft-fta	pct	off	def	tot	avg	pf	fo	ast	to	blk	stl	pts	avg	
2008-09	6-0	77/12.8	8-14	.571	1-5	.200	4-6	.667	6	6	12	2.0	9	0	1	9	0	2	21	3.5	
TOTAL	6-0	77/12.8	8-14	.571	1-5	.200	4-6	.667	6	6	12	2.0	9	0	1	9	0	2	21	3.5	

Brian Johnson

			Total		3-Point		F-Throws		Rebounds											Scoring	
Season	gp-gs	min/avg	fg-fga	pct	fg-fga	pct	ft-fta	pct	off	def	tot	avg	pf	fo	ast	to	blk	stl	pts	avg	
2007-08	33-0	316/9.6	30-48	.625	0-2	.000	17-22	.773	34	39	73	2.2	37	0	8	35	12	14	77	2.3	
TOTAL	33-0	316/9.6	30-48	.625	0-2	.000	17-22	.773	34	39	73	2.2	37	0	8	35	12	14	77	2.3	

Ravern Johnson

			Total		3-Point		F-Throws		Rebounds											Scoring	
Season	gp-gs	min/avg	fg-fga	pct	fg-fga	pct	ft-fta	pct	off	def	tot	avg	pf	fo	ast	to	blk	stl	pts	avg	
2007-08	29-0	187/6.4	31-65	.477	7-24	.292	4-10	.400	10	20	30	1.0	10	0	10	12	4	3	73	2.5	
2008-09	10-10	282/28.2	42-86	.488	24-46	.522	10-13	.769	12	30	42	4.2	16	0	10	20	8	4	118	11.8	
TOTAL	39-10	469/12.0	73-151	.483	31-70	.443	14-23	.609	22	50	72	1.8	26	0	20	32	12	7	191	4.9	

Taylor Luczak

			Total		3-Point		F-Throws		Rebounds											Scoring	
Season	gp-gs	min/avg	fg-fga	pct	fg-fga	pct	ft-fta	pct	off	def	tot	avg	pf	fo	ast	to	blk	stl	pts	avg	
2008-09	4-0	6/1.5	2-2	1.000	0-0	.000	0-0	.000	0	0	0	0.0	0	0	0	0	0	0	4	1.0	
TOTAL	4-0	6/1.5	2-2	1.000	0-0	.000	0-0	.000	0	0	0	0.0	0	0	0	0	0	0	4	1.0	

Romero Osby

			Total		3-Point		F-Throws		Rebounds											Scoring	
Season	gp-gs	min/avg	fg-fga	pct	fg-fga	pct	ft-fta	pct	off	def	tot	avg	pf	fo	ast	to	blk	stl	pts	avg	
2008-09	10-0	172/17.2	21-46	.457	2-9	.222	30-38	.789	8	32	40	4.0	22	1	7	12	3	4	74	7.4	
TOTAL	10-0	172/17.2	21-46	.457	2-9	.222	30-38	.789	8	32	40	4.0	22	1	7	12	3	4	74	7.4	

Barry Stewart

			Total		3-Point		F-Throws		Rebounds											Scoring	
Season	gp-gs	min/avg	fg-fga	pct	fg-fga	pct	ft-fta	pct	off	def	tot	avg	pf	fo	ast	to	blk	stl	pts	avg	
2006-07	35-0	848/24.2	96-240	.400	68-174	.391	82-107	.766	28	83	111	3.2	51	0	43	27	5	32	342	9.8	
2007-08	34-34	1214/35.7	129-337	.383	62-186	.333	71-102	.696	46	111	157	4.6	80	2	88	78	4	44	391	11.5	
2008-09	10-10	274/27.4	33-92	.359	14-47	.298	18-29	.621	6	22	28	2.8	22	0	14	18	4	10	98	9.8	
TOTAL	79-44	2336/29.6	258-669	.386	144-407	.354	171-238	.718	80	216	296	3.7	153	2	145	123	13	86	831	10.5	

Phil Turner

Season	gp-gs	min/avg	Total		3-Point		F-Throws		Rebounds											Scoring	
			fg-fga	pct	fg-fga	pct	ft-fta	pct	off	def	tot	avg	pf	fo	ast	to	blk	stl	pts	avg	
2007-08	30-11	498/16.6	41-124	.331	24-79	.304	15-27	.556	18	66	84	2.8	43	1	25	28	10	26	121	4.0	
2008-09	10-1	122/12.2	15-32	.469	5-14	.357	14-16	.875	5	23	28	2.8	14	0	16	13	2	8	49	4.9	
TOTAL	40-12	620/15.5	56-156	.359	29-93	.312	29-43	.674	23	89	112	2.8	57	1	41	41	12	34	170	4.3	

Jarvis Varnado

			Total		3-Point		F-Throws		Rebounds											Scoring	
Season	gp-gs	min/avg	fg-fga	pct	fg-fga	pct	ft-fta	pct	off	def	tot	avg	pf	fo	ast	to	blk	stl	pts	avg	
2006-07	35-13	473/13.5	75-116	.647	0-1	.000	24-45	.533	61	85	146	4.2	74	1	11	19	67	12	174	5.0	
2007-08	34-34	968/28.5	109-170	.641	1-2	.500	50-100	.500	75	189	264	7.8	99	5	18	41	157	18	269	7.9	
2008-09	10-10	278/27.8	49-78	.628	0-0	.000	26-46	.565	31	74	105	10.5	18	0	9	20	62	4	124	12.4	
TOTAL	79-57	1719/21.8	233-364	.640	1-3	.333	100-191	.524	167	348	515	6.5	191	6	38	80	286	34	567	7.2	