



Mississippi State Bulldogs (4-4) vs. Florida State Seminoles (6-2)

Basketball Media Relations

55 Coliseum Boulevard, Mississippi State, MS 39762

GREGG ELLIS, Primary Contact

(W) 662.325.3595 | (C) 662.322.0145 | gellis@athletics.msstate.edu

Twitter: @msusportsgregg & @HailStateMBK | www.hailstate.com

HUNTER RICHARDSON, Secondary Contact

(W) 662.325.6259 | (C) 901.490.4175 | hrichardson@athletics.msstate.edu

Twitter: @huntermich18

10 NCAA Appearances | 1 Final Four | 6 SEC Championships | 3 SEC Tournament Titles | 18 Postseason Appearances

Series Information

Series: 5-4, MSU

Home: 4-1, MSU

Away: 2-0, FSU

Neutral: 1-1

Last Meeting: 62-55, MSU (1-2-15)

Mississippi State Coach: Ben Howland

MSU Record: 4-4, 1st year

Career Record: 405-210, 20th year

vs. Florida State: Never met

Florida State Coach: Leonard Hamilton

Florida State Record: 242-175, 14th year

Career Record: 442-385, 28th year



Game Information

When: Wednesday, Dec. 16, 2015

Time: 8 p.m. CT

Location: Tallahassee, Fla.

Arena: Donald L. Tucker Center

TV: ESPN2

PxP: Karl Ravech

Analyst: Mo Cassera

MSU Radio Network:

PxP: Jim Ellis

Analyst: Richard Williams

Sirius/XM: 84/84

2015-16 MSU Schedule/Results

NOVEMBER

13 EASTERN WASHINGTON (SECN) W, 106-88

16 SOUTHERN (SEC+) L, 76-72

PUERTO RICO TIPOFF

19 vs. Miami (ESPN2) L, 105-79

20 vs. Texas Tech (espn) L, 74-72

22 vs. Missouri State (ESPN3) W, 84-70

28 TENNESSEE MARTIN W, 76-51

DECEMBER

2 TEXAS SOUTHERN (SECN) W, 86-73

12 at Missouri-Kansas City (ASN) L, 72-67

16 at Florida State (ESPN2) 8 p.m.

19 TULANE (SECN) 3 p.m.

23 Northern Colorado (SECN) ^ 7 p.m.

31 NORTH CAROLINA CENTRAL (SEC+) 1 p.m.

JANUARY

6 TEXAS A&M (SECN) 7:30 p.m.

9 at Arkansas (SECN) 2:30 p.m.

12 at Kentucky (ESPN/SECN) 6 p.m.

16 TENNESSEE (SECN) 2:30 p.m.

19 at Florida (ESPNU) 6 p.m.

23 OLE MISS (SECN) 1 p.m.

26 at South Carolina (SECN) 6 p.m.

30 at Missouri (SECN) 7:30 p.m.

FEBRUARY

2 ALABAMA (SECN) 8 p.m.

6 at LSU (ESPN2) 5 p.m.

9 ARKANSAS (SECN) 8 p.m.

13 GEORGIA (SECN) 7 p.m.

16 VANDERBILT (SECN) 8 p.m.

20 at Alabama (SECN) 1:30 p.m.

24 at Texas A&M (ESPN2) 6 p.m.

27 South Carolina (SECN) 1:30 p.m.

MARCH

2 at Ole Miss (SECN) 6 p.m.

5 AUBURN (SECN) 1:30 p.m.

2015 SEC Tournament

9-13 TBA + TBA

^ - Jackson, Miss (Mississippi Coliseum)

+ - Nashville (Bridgestone Arena)

WHAT TO NOTE AS MSU PLAYS FLORIDA STATE . . .

- Florida State is the second ACC team Mississippi State has played this season, as the Bulldogs lost 105-79 to Miami in Puerto Rico back in November.
- All-time, MSU is 30-50 against the current teams that comprise the ACC. MSU has faced 13 of the 15 teams (haven't face Notre Dame or Boston College). The ACC team MSU has faced the most is Georgia Tech (13-16). The last time MSU played an ACC team on the road was at Miami on 12-11-06 (won, 70-52).
- Senior forward **Gavin Ware** is first in the SEC and fifth nationally in field goal percentage (.707).
- As a team, the Bulldogs are first in the SEC and 26th nationally in field goal percentage (.486).
- Against Missouri-Kansas City, **Gavin Ware** hauled in 7 rebounds to rank 10th all-time in school history with 716. Only 12 MSU players have reached 700 for a career.
- Dating back to 2012-13, Mississippi State has now lost seven-straight true non-conference road games following Saturday's 72-67 loss at UMKC. It's last win was at Detroit (80-75) on 12-17-11.
- After averaging 8.7 assists a year ago, the Bulldogs are averaging 14.8 this year. Six times this year, MSU has dished out more assists than its opponent.
- Of all current players in the SEC, **Craig Sword** leads all scorers with 1,188 points, while **Gavin Ware** is tops with 716 rebounds. Ware is also third with 1,053 points. Sword also has 155 steals, second only to Texas A&M's Alex Caruso (224).
- MSU-FSU connection: Former MSU assistant Stan Jones (2001-02) is now an assistant with the Seminoles.
- After finishing last in the SEC in assist/turnover ratio a year ago (0.6), the Bulldogs are currently 7th (1.2).

MSU BY THE NUMBERS

0 — The Bulldogs are 0-3 when shooting less than 45 percent from the field and 0-2 when having fewer assists than their opponents.

49 — Mississippi State ranks 49th nationally in free throw percentage at .736.

MISSISSIPPI STATE PROJECTED STARTING 5

G . 6-3 . 190 . Fr

14 Malik Newman



Pts.: 12.0
Rbs.: 2.9
Assts.: 2.1
Stl.: 0.4

G . 5-11 . 170 . Jr

15 I.J. Ready



Pts.: 12.4
Rbs.: 3.0
Assts.: 4.6
Stl.: 1.4

F . 6-9 . 260 . Sr

20 Gavin Ware



Pts.: 19.0
Rbs.: 7.8
Blk.: 1.6
Stl.: 0.5

F . 6-7 . 225 . Sr

23 Travis Daniels



Pts.: 9.1
Rbs.: 5.6
Assts.: 1.8
Blk.: 0.8

G . 6-3 . 197 . Sr

32 Craig Sword



Pts.: 12.4
Rbs.: 2.6
Assts.: 2.8
Stl.: 1.4

2015-16 BULLDOG BASKETBALL

WWW.HAILSTATE.COM | @HAILSTATEMBK

2015-16 MISSISSIPPI STATE NUMERICAL ROSTER

No.	Name	Pos.	Ht.	Wt.	Yr.	Exp.	Hometown
1	Fred Thomas	G	6-5	210	Sr.	3L	Jackson, MS (Jim Hill HS)
4	Johnny Zuppardo	F	6-8	226	Sr.	JC	Bay St. Louis, MS (Jones Junior College)
5	Joe Strugg	F	6-9	192	Fr.	HS	Montgomery, AL (G.W. Carver HS)
10	Carter Holmes	G	6-0	185	So.	HS	Jackson, MS (Jackson Academy)
11	Quinnndary Weatherspoon	G	6-4	202	Fr.	HS	Canton, MS (Velma Jackson HS)
13	Xavian Stapleton	G	6-7	203	So.	TR	Flora, MS (Louisiana Tech)
14	Malik Newman	G	6-3	190	Fr.	HS	Jackson, MS (Callaway HS)
15	I.J. Ready	G	5-11	170	Jr.	2L	North Little Rock, AR (Parkview HS)
20	Gavin Ware	F	6-9	260	Sr.	3L	Starkville, MS (Starkville HS)
21	Reggie Patterson	G	6-4	168	Jr.	JC	Baldwyn, MS (Baldwyn HS)
22	Fallou Ndoeye	F	6-10	242	So.	1L	Taif, Senegal (Findlay Prep)
23	Travis Daniels	G	6-7	225	Sr.	1L	Tuscaloosa, AL (Shelton State CC)
24	Jett Jobe	G	6-4	181	Fr.	HS	Tuttle, OK (Tuttle HS)
32	Craig Sword	G	6-3	197	Sr.	3L	Montgomery, AL (G.W. Carver HS)
33	Elijah Staley	F	6-7	235	Fr.	HS	Marietta, GA (Wheeler HS)
35	Aric Holman	F	6-10	212	Fr.	HS	Owensboro, KY (Owensboro HS)

Head Coach:	Ben Howland (Weber State, 1979; 1st year)
Assistant Coaches:	George Brooks (Mississippi State, 1997; 6th year) Korey McCray (Mercer, 2001; 1st year) Ernie Zeigler (Cleary College, 1994; 1st year)
Director of Basketball Operations:	Jason Ludwig
Director of Basketball Performance:	David Deets
Graduate Assistant Coaches:	Donovan Castro Jalen Courtney
VIDEO:	Michael Moynihan
TRAINER:	Ryan Dotson

Pronunciation Guide

FALLOU NDOYE: FA-LOU NOY
 ARIC HOLEMAN: ERIC
 MALIK NEWMAN: MA-LEAK
 QUINNNDARY WEATHERSPOON: QUINN-DARE-EE
 JOHNNY ZUPPARD: ZOO-PAR-DOUGH

GENERAL INFORMATION

Location: Starkville, MS
 Founded: February 28, 1878
 Enrollment: 20,873
 Conference: SEC
 Nickname: Bulldogs
 Colors: Maroon & White
 Arena: Humphrey Coliseum (10,500)
 President: Dr. Mark E. Keenum
 Athletics Director: Scott Stricklin
 Web Site: www.hailstate.com
 Twitter: @HailStateMBK

BASKETBALL HISTORY

First Year of Basketball: 1908-09
 All-Time Record: 1,351-1,146/104 years
 All-Time SEC Record: 564-738
 Total Number of Head Coaches: 20
 Humphrey Coliseum Record: 411-167
 20-Win Seasons: 17
 NCAA Tournament Appearances: 10 (11-10)
 NCAA Tournament Final Fours: 1 (1996)
 NIT Appearances: 8 (7-8)
 NIT Final Fours: 1 (2007)
 SEC Championships: 6
 (2004, 1991, 1963, 1962, 1961, 1959)
 SEC Tournament Championships: 3
 (2009, 2002 and 1996)
 SEC Tournament Record: 28-50
 SEC Western Division Titles: 7
 (2010, 2008, 2007, 2004, 2003, 1996, 1995)

TEAM INFORMATION

2014-15 Overall Record 13-19
 2014-15 SEC Record 6-12, T11th
 National Ranking: n/a
 Starters Returning/Lost: 5/0
 Letterwinners Returning/Lost: 7/4
 Newcomers: 9
 Roster (Sr./Jr./So./Fr.): (5/2/3/6)

MEDIA INFORMATION

Credentials

■Media members may obtain both season credentials and game-by-game passes by contacting Gregg Ellis at 662.325.3595.

SEC Teleconference

■The SEC's weekly teleconference is every Monday and will be coordinated through the SEC media relations office. To participate, contact Craig Pinkerton of the SEC at 205-458-3038. Ben Howland is scheduled for 11:17 a.m. CT.



Media On Twitter

Michael Bonner, Clarion Ledger
 @MikeBBonner
 David Brandt, Associated Press
 @davidbrandtAP
 Bob Carskadon, HailState Beat
 @bobcarskadon
 Joel Coleman, Starkville Daily News
 @JoelTColeman
 Robbie Faulk, 24/7 Sports
 @robbiefaulk247
 Paul Jones, 24/7 Sports
 @PJ247Sports
 Logan Lowery, Daily Journal
 @loganlowery
 David Murray, Dawgs' Bite
 @DawgsBiteMag
 Danny P. Smith, Starkville Daily News
 @sdndannyp
 Gene Swindoll, Gene's Page
 @GeneSwindoll
 Ben Wait, Commercial Dispatch
 @bcwait

MISSISSIPPI STATE TV/RADIO ROSTER



1 Fred Thomas
SR | G | 6-5 | 210
Jackson, MS



4 Johnny Zuppardo
SR | F | 6-8 | 226
Bay St. Louis, MS



5 Joe Strugg
FR | F | 6-9 | 192
Montgomery, AL



10 Carter Holmes
SO | F | 6-0 | 185
Jackson, MS



11 Quindary Weatherspoon
FR | G | 6-4 | 202
Canton, MS



13 Xavian Stapleton
SO | G | 6-7 | 203
Flora, MS



14 Malik Newman
FR | G | 6-3 | 190
Jackson, MS



15 I.J. Ready
JR | G | 5-11 | 170
North Little Rock, AR



20 Gavin Ware
SR | F | 6-9 | 260
Starkville, MS



21 Reggie Patterson
JR | G | 6-4 | 168
Baldwyn, MS



22 Fallou Ndoeye
SO | F | 6-10 | 242
Taif, Senegal



23 Travis Daniels
SR | G | 6-7 | 225
Tuscaloosa, AL



24 Jett Jobe
FR | G | 6-4 | 181
Tuttle, OK



32 Craig Sword
SR | G | 6-3 | 197
Montgomery, AL



33 Elijah Staley
FR | F | 6-7 | 235
Marietta, GA



35 Aric Holman
FR | F | 6-10 | 212
Owensboro, KY



Ben Howland
Head Coach
1st Year



George Brooks
Assistant Coach
6th Year



Korey McCray
Assistant Coach
1st Year



Ernie Zeigler
Assistant Coach
1st Year

TALE OF THE TAPE

2015-16 STATS	PPG	FG%	3FG%	FT%	RB	RBM	A	T	TM	B	S
Mississippi State (4-4)	80.2	48.6	30.7	73.6	34.8	+1.3	14.8	12.3	-0.1	5.0	5.4
Florida State (6-2)	85.4	48.9	33.8	72.2	39.2	+7.6	15.0	13.8	+2.3	3.6	8.3

Leaders	Scoring	Rebounds	Assists	Steals	Blocks
MSU	Ware, 19.0	Ware, 7.8	Ready, 4.6	Sword/Ready, 1.4	Ware, 1.6
FSU	Beasley, 18.3	Bacon, 5.0	Rathan-Mayes, 6.8	Beasley, 1.4	Bojanovsky, 1.8

Last Time Out For Florida State

- ✓ Defeated SE Louisiana on Sunday, 75-58.
- ✓ Benji Bell had 18 points, while Malik Beasley poured in 16.
- ✓ FSU forced 16 turnovers and had 9.
- ✓ FSU won the battle of the boards, 39-31.
- ✓ FSU was 23-55 shooting, 5-19 beyond the arc, while the Lions were 22-58, 8-20.
- ✓ Xavier Rathan-Mayes had 11 assists to go along with his 7 points and 2 rebounds.

Last Time Out For Mississippi State

- ✓ MSU had its three-game winning streak snapped with a 72-67 loss at UMKC.
- ✓ Malik Newman had 18 points, followed by Gavin Ware and Craig Sword with 12 each.
- ✓ MSU forced 17 turnovers and had 12.
- ✓ MSU lost the battle of the boards, 31-3-.
- ✓ MSU was 23-62 shooting and 7-29 beyond the arc, while UMKC was 27-50, 5-11.
- ✓ MSU dished out 13 assists and collected 8 steals.

Series Breakdown

- 1952:** MSU 75-47
1953: FSU, 82-52
1954: MSU, 87-75
1955: FSU, 91-76
 FSU, 102-86
1956: MSU, 79-71 OT
1999: FSU, 69-58
2007: MSU, 86-71
2015: MSU, 62-55

Average margin of win for MSU: 14.0
 Average margin of win for FSU: 18.0
 Most MSU/FSU points: 87/102
 Fewest MSU/FSU points: 52/47

A LOOK AT THE SEC

2015-16 SEC Standings

	SEC	Overall
South Carolina	0-0 .000	9-0 1.000
Kentucky	0-0 .000	9-1 .900
Texas A&M	0-0 .000	8-2 .800
Ole Miss	0-0 .000	8-2 .800
Alabama	0-0 .000	6-2 .750
Auburn	0-0 .000	5-2 .714
Florida	0-0 .000	6-3 .667
Vanderbilt	0-0 .000	6-3 .667
Georgia	0-0 .000	4-3 .571
Arkansas	0-0 .000	5-4 .556
Missouri	0-0 .000	5-4 .556
Mississippi State	0-0 .000	4-4 .500
LSU	0-0 .000	4-4 .500
Tennessee	0-0 .000	4-4 .500

As of December 15, 2015

Recent Scores

December 12 (Saturday)
 Middle Tennessee State 88, Auburn 81
 Butler 94, Tennessee 86
 Ole Miss 75, SE Missouri State 64
 Kentucky 72, Arizona State 58
 UMKC 72, Mississippi State 67
 Texas A&M 78, Kansas State 68
 Michigan State 58, Florida 52
 Arkansas 83, Tennessee Tech 57

December 13 (Sunday)
 Houston 105, LSU 98
 Alabama 51, Clemson 50
 Arizona 88, Missouri 52

December 15 (Tuesday)
 South Carolina 79, Drexel 54
 Ole Miss 99, Louisiana Tech 80
 Auburn 78, Mercer 71

Upcoming Games

December 16 (Today)
 Gardner-Webb at LSU, 6 p.m.
 Florida Atlantic at Tennessee, 6 p.m.
 Winthrop at Alabama 8 p.m.
 Mississippi State at Florida State, 8 p.m.

December 18 (Friday)
 South Carolina at Clemson, 6 p.m.
 Ole Miss at Memphis, 7 p.m.

December 16 (Wednesday)
 Auburn at Xavier, 11 a.m.
 Georgia Tech at Georgia, 11 a.m.
 Oral Roberts at LSU, 1 p.m.
 Kentucky at Ohio State, 2:30 p.m.
 Tulane at Mississippi State 3, p.m.
 North Carolina State at Missouri, 5 p.m.
 Florida vs. Oklahoma State, 7 p.m.
 Arkansas vs. Mercer, 7 p.m.
 Wofford at Vanderbilt, 7 p.m.
 Baylor at Texas A&M, 8 p.m.
 Tennessee at Gonzaga, 10 p.m.

Next 5 For MSU . . .

December 19

Who: Tulane
Where: Starkville, Miss.
Time: 3 p.m.
TV: SEC Network

December 23

Who: Northern Colorado
Where: Jackson, MS
Time: 7 p.m.
TV: SEC Network

December 31

Who: North Carolina Central
Where: Starkville, MS
Time: 1 p.m.
TV: SEC Network+

January 6

Who: Texas A&M
Where: Starkville, MS
Time: 7:30 p.m.
TV: SECN

January 9

Who: Arkansas
Where: Fayetteville, AR
Time: 2:30 p.m.
TV: SECN

Humphrey Coliseum History

First Game:..... Dec. 1, 1975; MSU 85, Indiana St. 82
Overall Record:..... 411-167 (.711)
Non-Conference Record:..... 204-35 (.854)
SEC Record:..... 207-132 (.611)

Humphrey Coliseum Yearly Records

Year	Attn.	Avg.	Record (SEC)
1975-76	70,081	5,006	0-4 (5-4)
1976-77	76,232	5,082	11-4 (5-4)
1977-78	72,025	5,540	11-2 (8-1)
1978-79	99,906	7,136	11-3 (7-2)
1979-80	67,209	6,721	6-4 (5-4)
1980-81	48,214	4,018	6-6 (3-6)
1981-82	56,414	4,030	7-7 (3-6)
1982-83	68,416	5,263	11-2 (7-2)
1983-84	61,508	4,393	6-8 (3-6)
1984-85	89,370	6,384	11-3 (7-2)
1985-86	43,927	3,379	4-9 (3-6)
1986-87	40,715	2,908	7-7 (3-6)
1987-88	54,074	4,160	9-4 (5-4)
1988-89	74,344	5,719	9-4 (5-4)
1989-90	74,623	5,740	9-4 (5-4)
1990-91	102,072	7,852	12-1 (8-1)
1991-92	72,142	5,549	8-5 (4-4)
1992-93	61,172	4,706	10-3 (5-3)
1993-94	88,687	6,335	10-4 (5-3)
1994-95	80,681	6,723	11-1 (7-1)
1995-96	97,996	7,538	10-3 (6-2)
1996-97	74,275	5,305	10-4 (5-3)
1997-98	77,954	5,996	7-6 (2-6)
1998-99	70,257	5,018	12-2 (6-2)
1999-00	61,764	4,412	10-4 (4-4)
2000-01	77,654	4,568	13-4 (6-2)
2001-02	79,642	5,689	13-1 (7-1)
2002-03	98,312	7,022	12-2 (7-1)
2003-04	111,940	7,996	12-2 (6-2)
2004-05	103,031	7,925	11-2 (6-2)
2005-06	90,875	5,680	11-5 (5-3)
2006-07	123,736	6,512	16-3 (6-2)
2007-08	106,672	7,111	12-3 (7-1)
2008-09	157,111	8,728	13-5 (5-3)
2009-10	116,919	6,878	13-4 (6-2)
2010-11	97,069	5,710	12-5 (5-3)
2011-12	152,363	8,019	15-4 (6-2)
2012-13	94,092	6,721	7-7 (3-6)
2013-14	123,743	6,875	11-7 (3-6)
2014-15	106,946	6,291	9-8 (3-6)
2015-16	29,215	7,304	3-1

vs. SEC Opponents

Opponent	GP	W	L	PCT.	Str.
Alabama	39	22	17	.564	L2
Arkansas	23	17	6	.739	L2
Auburn	39	27	12	.692	W5
Florida	28	14	14	.500	L2
Georgia	29	18	11	.621	L3
Kentucky	29	9	20	.310	L4
LSU	29	24	15	.615	W1
Missouri	3	2	1	.667	W1
Ole Miss	40	32	8	.800	L1
S. Carolina	12	9	3	.750	L1
Tennessee	29	14	15	.483	L2
Texas A&M	2	1	1	.500	W1
Vanderbilt	28	19	9	.669	W1

MSU KNOWS HOW TO WIN GAMES AT 'THE HUMP'

Over the course of the last decade, Mississippi State's Humphrey Coliseum has become a difficult venue for opposing teams. Last year, MSU was 9-8, including a 6-2 mark against non-conference foes. This year, the MSU is 3-1.

The Bulldogs have compiled a 41-season composite record of 411-167 (.711) at "The Hump" since Mississippi State's basketball facility opened prior to the 1975-76 campaign.

TRACKING MSU'S HOME SUCCESS UNDER BEN HOWLAND

Season	Overall		SEC		Non-SEC	
	Record	Win %	Record	Win %	Record	Win %
2015-16	3-1	.750			3-1	.750
Totals	3-1	.750			3-1	.750

A LOOK AT THE HISTORY OF HUMPHREY COLISEUM**LARGEST CROWDS
AT THE HUMP**

Crowd	Opponent	Date
10,788	Kentucky	2-16-10
10,735	Ole Miss	2-7-04
10,645	Ole Miss	2-23-02
10,541	Florida	1-7-03
10,458	Auburn	3-2-04
10,437	Alabama	2-21-04
10,432	Alabama	3-5-05
10,432	Kentucky	1-13-04
10,429	Ole Miss	2-15-03
10,421	Ole Miss	1-26-08
10,412	Ole Miss	1-13-09
10,364	Ole Miss	2-9-12
10,338	Florida	1-24-07
10,315	Kentucky	1-9-96

**INDIVIDUAL MSU
RECORDS AT THE HUMP**

Most Points Scored
40, Rickey Brown (Auburn, 3-7-77)

Most Rebounds
24, Wiley Peck (Alabama, 1-27-79)

Most Assists
15, Al Perry (Vanderbilt, 1-29-77)

**TEAM MSU
RECORDS AT THE HUMP**

Most Points Scored
123, Troy State (12-5-95)

Most Rebounds
75, Mississippi Valley St. (11-21-00)

Most Consecutive Wins
14, 1-22-03 to 1-10-04

A CLOSER LOOK AT MSU

PRESEASON ALL-SEC & POLL

■ In the preseason polls voted on by the media, freshman Malik Newman was tabbed second-team All-SEC. Last March, senior guard Craig Sword earned second-team honors but didn't make the preseason list this year.

As a team, the Bulldogs were picked to finish 8th under first-year coach Ben Howland after concluding the 2015 campaign tied for 11th.

In the Coaches Poll, both Sword and Newman were named second-team All-SEC.

Preseason Poll

1. Kentucky	8. Mississippi State
2. Vanderbilt	9. Ole Miss
3. Texas A&M	10. Auburn
4. LSU	11. Arkansas
5. Georgia	12. Tennessee
6. Florida	13. Alabama
7. South Carolina	14. Missouri

WARE TABBED SEC POW

■ After scoring a career-high 26 points and grabbing 13 rebounds in the season opener against Eastern Washington, senior forward Gavin Ware was named the first SEC Player of the Week this season.

It's the second league honor for Ware, who was named SEC Freshman of the Week on Dec. 24, 2013.

He was also the first Bulldog to earn POW honors since Craig Sword on Dec. 2, 2014.

WEATHERSPOON EARNS SEC HONOR

■ Following his 16-point, 3-rebound performance against UT Martin on Nov. 28, Quindary Weatherspoon was tabbed the SEC's Freshman of the Week.

He was the first MSU freshman to earn the honor since Gavin Ware and Craig Sword in 2012-13.

WARE AIMING FOR 1,000/800 CLUB

■ Currently, only six players in Mississippi State history have totaled 800 rebounds and 1,000 points.

However, senior forward Gavin Ware is on pace to join that group.

The six players who have achieved that feat are Bailey Howell (2,030 pts, 1,277 rbs), Jarvis Varnado (1,403 pts, 1,096 rbs), Rickey Brown (1,838 pts, 1,092 rbs), Wiley Peck (1,136 pts, 964 rbs), Erick Dampier (1,231 pts, 859 rbs) and Tyrone Washington (1,119 pts, 847 pts).

Ware now has 1,053 points and 716 boards.

WARE MAKING REBOUNDING MOVES

■ Senior forward Gavin Ware currently has 716 rebounds, the 10th most in school and 143 shy of moving into MSU's all-time Top 5.

Rebounding Chart

1. Bailey Howell	1,277
2. Jarvis Varnado	1,096
3. Rickey Brown	1,092
4. Wiley Peck	964
5. Erick Dampier	859
6. Tyrone Washington	847
7. Kalpatrick Wells	830
8. Dave Williams	772
9. Jack Houston	753
10. Gavin Ware	716
11. Jerry Graves	713
12. Leland Mitchell	705
13. Charles Rhodes	691
T14. Jamont Gordon	677
T14. Tang Hamilton	677

SWORD STEALING RECORD

■ Senior guard Craig Sword currently has 155 career steals, which ranks 7th all-time in MSU history. Ray White (1976-79) owns the record with 217.

Steals Chart

1. Ray White	217
2. Derrick Zimmerman	205
3. Dee Bost	193
4. Chuck Evans	165
5. Barry Stewart	162
6. Timmy Bowers	161
7. Craig Sword	155
8. Tony Watts	154
9. Winsome Frazier	147
10. Darryl Wilson	140

SWORD, WARE MOVING UP MSU SCORING CHARTS

■ Last year, Craig Sword became the 34th player in school history to score 1,000 points for career, while earlier this year Gavin Ware became the latest member.

Sword currently ranks 25th all-time with 1,176. He needs just 11 more points to tie Mario Austin for the 24th most in MSU history.

Ware is currently 33rd.

Here's a closer look at Mississippi State's scoring history . . .

Scoring Leaders

1. Jeff Malone	2,142
2. Bailey Howell	2,030
3. Jim Ashmore	1,918
4. Rickey Brown	1,838
5. Ray White	1,652
10. Jerry Jenkins	1,503
20. Jerry Graves	1,245
21. Erick Dampier	1,231
T22. Dave Williams	1,219
T22. Leland Mitchell	1,219
24. Mario Austin	1,199
25. Craig Sword	1,188
26. Marckell Patterson	1,168
27. Gary Hooker	1,144
28. Wiley Peck	1,136
29. Greg Carter	1,123
30. Tyrone Washington	1,119
31. W.D. "Red" Stroud	1,116
32. Larry Fry	1,079
33. Gavin Ware	1,053
34. Lawrence Roberts	1,048
35. Greg Lockhart	1,042

MSU SHOOTS LIGHTS OUT VS. EWU

■ Against Eastern Washington, MSU shot 62.1 percent (41-66) from the floor. It was the first time it shot 60 percent or better since hitting 60.4 percent (29-48) against Auburn on Feb. 4, 2012.

100-PLUS POINTS

■ MSU scored 100 points in a season opener for the first time since opening the 1998-99 campaign with a 105-53 win against Arkansas-Pine Bluff.

All-time, the Bulldogs have eclipsed the 100-point mark 53 times.

MSU YIELDS 105 POINTS TO MIAMI

■ In the opening round of the Puerto Rico Tip-Off, Mississippi State dropped a 105-79 decision to the Miami Hurricanes.

It was the first time the Bulldogs allowed 100-

plus point since a 101-96 setback to UMass in overtime on 3-13-12.

It was the 35th time in school history a team has scored 100-plus points against MSU.

READY HAS FIRST DOUBLE-DOUBLE

■ Mississippi State junior guard I.J. Ready posted his first double-double against Missouri State in Puerto Rico with 13 points and career-high 11 assists.

SEASON-OPENING SELLOUT

■ Mississippi State ushered in the Ben Howland era with a sellout against Eastern Washington.

It was the Bulldogs' first sellout since Feb. 21, 2012, against Kentucky.

MSU's game against the Eagles also featured a double-digit rally from 10 points down. Only once last year did MSU overcome a double-digit deficit to post a win — 12 vs. Vanderbilt.

BULLDOGS SIGN 6 IN NOVEMBER

■ Mississippi State took advantage of the early signing period on Nov. 11 and signed six players — one 5-star and five 4-stars — to give MSU one of its best classes in school history.

5-star standout Mario Kegler, a Mississippi native and former Callaway teammate with Malik Newman, is in his final year at Oak Hill Academy in Virginia. He is joined by heralded 4-stars Abdul Ado (Chattanooga, Tenn.), Tyson Carter (Starkville, Miss.), Lamar Peters (New Orleans), Eli Wright (Owensboro, Ky.) and Schneider Herard (Plano, Texas).

In the rankings, they are 4th by Rivals, 5th by Scout and 6th by ESPN and 247 Sports. Three signees rank in ESPN's Top 100 — Kegler (32), Herard (62) and Ado (68).

FIVE SENIORS RETURN

■ Mississippi State's roster features five seniors — Travis Daniels, Craig Sword, Fred Thomas, Gavin Ware and Johnny Zuppardo.

In the SEC, only Texas A&M has more seniors with six.

ALABAMA ROSTER FLAVOR

■ A quick glance at Mississippi State's roster reveals one very strong common thread — the state of Alabama.

Player wise, the roster features four players from Alabama — Travis Daniels, Demetrius Houston, Joe Strugg and Craig Sword.

In addition, the coaching staff has one tie in George Brooks, a native of Lafayette, Ala.

HOUSTON NO LONGER ON TEAM

■ Sophomore forward Demetrius Houston is no longer on the basketball team.

He appeared in just one game this season, scoring 2 points against Eastern Washington.

BULLDOGS INVITED TO CHARLESTON

■ Mississippi State will participate in the 2016 Gildan Charleston Classic next November.

The other teams competing are Boise State, College of Charleston, Central Florida, UTEP, Villanova, Wake Forest and Western Michigan.

2015-16 MISSISSIPPI STATE NOTES

WARE AT 20 POINTS

■ Senior forward Gavin Ware is currently averaging a team-best 19.0 points after having 12 points at UMKC, which is also third in the SEC.

Mississippi State hasn't had a player finish a season averaging 20 or more points since Jeff Malone averaged 26.8 in 1983.

In 1981, Malone, who went on to enjoy a stellar NBA career with Washington and Utah, averaged 20.1 points.

In 1996, the year the Bulldogs advanced to the Final Four, Darryl Wilson was close at 17.8.

STALEY ADDED TO ROSTER

■ Freshman Elijah Staley was added to the roster on Monday.

The redshirt freshman from Marietta, Ga., is also a back-up quarterback on the football team. He's appeared in two games this season and has rushed for 18 yards.

A year ago, he briefly practiced with the basketball team once football concluded, but a knee injury sidelined him in January.

In high school, Staley was a Class 6A first-team All-State selection by the Atlanta Journal-Constitution as junior, averaging 18.0 points and 9.5 rebounds.

He led his Wheeler High School team to a 21-9 ledger and a berth to the state semifinals.

His career high of 40 points came against Etowah in 2013.

In football his senior season, was ranked as the 18th-best quarterback in the country according to ESPN.

HOWLAND LOOKING TO JOIN ELITE CLUB IN TERMS OF NCAAS

■ Ben Howland enters his first season at Mississippi State looking to achieve a feat only 12 coaches have ever done, and that's lead four different teams to the NCAA Tournament.

Howland has already guided Northern Arizona, Pittsburgh and UCLA to the Big Dance.

The first 12 coaches to do so are Lon Kruger, Steve Alford, John Beilein, Lefty Driesell, Cliff Ellis, Larry Eustachy, Jim Harrick, Fran McCaffery, Tom Penders, Tubby Smith, Rick Pitino and Ed die Sutton.

NEWMAN ONE OF 50 NAMED TO WOODEN WATCH LIST

■ Malik Newman has been named to the Men's Preseason Top 50 Wooden Award watch list.

He's in his first season at MSU after a standout prep career that saw him become a McDonald's All-American and ranked the No. 1 shooting guard in the country by ESPN after leading Callaway to four-straight state titles. The Jackson, Miss., native made his Bulldog debut against Southern on Nov. 16, tallying 6 points, 3 assists and 2 rebounds. On the year, he's averaging 11.0 points.

On the women's side, Victoria Vivians is on the Wooden Award Women's Preseason Top 30 watch list to make MSU one of only nine schools in the nation, including one of just two SEC programs, to boast candidates on each list.

Newman is also one of 50 players on the Naismith Trophy early season watch list.

MSU COACHING DEBUTS

■ Since 1948, Mississippi State has had 10 head coaches. Of the group, only five have had winning seasons in their first year at the helm.

And of that group, only one had 20 wins, and that was Rick Stansbury in 1999 when the Bulldogs posted a 20-13 ledger en route to advancing to the NIT, where they lost to Colorado State in the opening round, 69-56.

Coaching Debuts in Modern Era

1948	Paul Gregory	6-12
1956	Babe McCarthy	12-12
1966	Joe Dan Gold	14-11
1971	Kermit Davis	15-10
1978	Ron Greene	18-9
1979	Jim Hatfield	19-9
1982	Bob Boyd	8-19
1987	Richard Williams	7-21
1999	Rick Stansbury	20-13
2013	Rick Ray	10-22

A LOOK AT MSU vs. RANKED FOES

■ Entering the 2015-16 campaign, Mississippi State has lost 10-straight games to ranked opponents and 12 out of the last 16 after the setback to Kentucky

Below is a closer look at those games.

Date	Team	Score	Rank
02-25-15	Kentucky	L, 74-56	1
02-21-15	Arkansas	L, 65-61	17
01-20-14	Florida	L, 62-51	3
01-08-14	Kentucky	L, 85-63	14
02-09-13	Florida	L, 83-55	2
02-06-13	Ole Miss	L, 93-75	23
01-26-13	Florida	L, 82-47	7
11-19-12	North Carolina	L, 95-49	11
02-21-12	Kentucky	L, 73-64	1
02-28-12	Florida	L, 69-57	13
11-18-11	Arizona	W, 67-57	15
11-17-11	Texas A&M	W, 69-60	18
02-29-11	Florida	W, 71-64	24
02-27-11	Vanderbilt	L, 81-74	19
03-14-10	Kentucky	L, 75-74 (ot)	2
03-13-10	Vanderbilt	W, 62-52	20

AUSTIN NAMED 2016 SEC LEGEND

■ Mario Austin has been named the 2016 SEC Legend.

Austin, a native of York, Ala., played for the Bulldogs from 2001-03 and led MSU to the 2002 SEC Tournament title and two NCAA Tournaments.

The All-SEC standout currently ranks 24th all-time with 1,199 points

He'll be recognized at the SEC Tournament next March in Nashville.

All-Time MSU Legends

1999:	Bailey Howell
2000:	Jim Ashmore
2001:	W.D. Stroud
2002:	Jeff Malone
2003:	Joe Dan Gold
2004:	Greg Carter
2005:	Jack Bouldin
2006:	Rickey Brown
2007:	Richard Williams
2008:	Wiley Peck
2009:	Tony Watts

2010: Kermit Davis

2011: Darryl Wilson

2012: Chuck Evans

2013: Horatio Webster

2014: Erick Dampier

2015: Doug Hutton

2016: Mario Austin

2015-16 MISSISSIPPI STATE MISCELLANEOUS STATS/SEC STANDINGS

CHARTING THE BULLDOGS

Dunks		How First Points Were Scored	
Gavin Ware	14	3-pointer	2
Craig Sword	7	Jumper	3
Travis Daniels	3	Layup	2
Quinnndary Weatherspoon	2	Dunk	1
Fred Thomas	1	Free Throw	
Fallou Ndoye	1		
Charges Drawn		Final Three Minutes From FT Line	
Quinnndary Weatherspoon	2	Craig Sword	2-2 (.000)
Johnny Zuppardo	2	I.J. Ready	5-6 (.833)
Fred Thomas	1	Fred Thomas	2-2 (1.000)
Fallou Ndoye	1	Malik Newman	1-4 (.250)
		Travis Daniels	0-2 (.000)
Point Distribution (%)		TOTAL	10-16 (.625)
Senior	391 (60.9)	Opponent Total	22-37 (.595)
Junior	99 (15.4)		
Sophomore	4 (0.6)		
Freshman	148 (23.1)		
TOTAL:	642		
First Sub			
Johnny Zuppardo	5		
Quinnndary Weatherspoon	4		
Malik Newman	2		
Fred Thomas	1		
Scored First Points			
Gavin Ware	4		
Craig Sword	2		
I.J. Ready	1		
Malik Newman	1		

DIFFERENCE BETWEEN WINNING AND LOSING

Wins	Stat	Losses
88.0.....	Points	72.5
70.5.....	Opp. Points	81.8
+17.5.....	Scoring Margin	-9.2
55.6.....	FG%	41.4
45.1.....	Opp. FG%	50.0
28.8.....	3FG%	32.1
30.1.....	Opp. 3FG%	40.0
79.6.....	FT%	69.0
63.9.....	Opp. FT%	72.4
35.0.....	Rebounds	34.5
31.5.....	Opp. Rebounds	35.5
+3.5.....	Rebound Margin	-1.0
17.0.....	Assists	12.5
10.0.....	Turnovers	14.5
+2.8.....	Turnover Margin	-3.0
6.3.....	Steals	4.5
5.8.....	Blocks	4.3

BULLDOGS IN SEC

CATEGORY	RANK
Scoring offense	7
Scoring defense	11
FG%	1
FG% defense	14
3PT FG%	11
3PT FG% defense	10
FT%	3
Rebounds	12
Rebounds allowed	5
Rebound margin	9
Assists	7
Blocked shots	8
Steals	12
Turnover margin	11
Assist/Turnover ratio	7

SEASON AND CAREER TOTALS

	2015-16	Career		2015-16	Career		2015-16	Career
Double-Digit Scoring			Double-Doubles			5+ Made Free Throws		
Gavin Ware	8 (4-4)	52 (24-28)	Gavin Ware	3 (3-0)	15 (12-3)	Craig Sword	3 (0-3)	25 (12-13)
Craig Sword	5 (2-3)	57 (25-32)	I.J. Ready	1 (1-0)	1 (1-0)	Fred Thomas		12 (8-4)
Fred Thomas	1 (1-0)	40 (21-19)	3+ 3-Pointers			Gavin Ware		11 (6-5)
I.J. Ready	6 (4-2)	22 (11-11)	Fred Thomas	1 (0-1)	18 (8-10)	Travis Daniels		2 (1-1)
Travis Daniels	2 (2-0)	10 (6-4)	I.J. Ready	1 (0-1)	5 (0-4)	I.J. Ready	1 (1-0)	2 (2-0)
Malik Newman	4 (1-3)	3 (4-3)	Travis Daniels	1 (0-1)	3 (1-2)	<i>Note: Record in games in ()</i>		
Quinnndary Weatherspoon	3 (2-1)	3 (2-1)	Craig Sword		4 (1-3)			
Fallou Ndoye		1 (0-1)	Malik Newman	2 (0-2)	2 (0-2)			
20+ Points			10+ 3-Point Attempt Games					
Gavin Ware	4 (3-1)	8 (7-1)	Thomas		1 (0-1)			
Craig Sword	1 (0-1)	13 (5-8)	3+ Steal Games					
Fred Thomas		2 (2-0)	I.J. Ready	1 (1-0)	9 (6-3)			
Travis Daniels		1 (1-0)	Fred Thomas		14 (8-6)			
I.J. Ready	1 (1-0)	1 (1-0)	Craig Sword		17 (7-10)			
30+ Points			Gavin Ware		1 (1-0)			
Craig Sword		1 (0-1)	Demetrius Houston		2 (1-1)			
10+ Rebounds			5+ Block Games					
Gavin Ware	3 (3-0)	19 (15-4)	Ware	1 (1-0)	2 (1-1)			
Travis Daniels	1 (0-1)	1 (0-1)						



Ben Howland
20th Season Overall
1st Season At Mississippi State
405-210 (4-4 at MSU)

- On March 23, 2015, Ben Howland was named the 20th head coach in Mississippi State history.
- In four different stints as a head coach, Howland has a 405-210 record – Northern Arizona (79-59), Pittsburgh (89-40), UCLA (233-107) and Mississippi State (4-4).
- Led UCLA to three-consecutive Final Fours.

- In 2006, the Bruins played Florida for the national championship.
- In 2008, Howland became one of three coaches in NCAA Division I history to win at least 30 games in three-straight seasons, joining Adolph Rupp (Kentucky 1947-49) and John Calipari (Memphis, 2006-08).
- During his 10-year tenure at UCLA, the Bruins went to the NCAA Tournament seven times and won four Pac-10 regular-season crowns, while having 18 players drafted by NBA teams.
- His 97 victories from 2006-08 stand as the most by any UCLA head coach in a three-year span.
- Has been a Conference Coach of the Year in the Pac-10, Big East and Big Sky.
- His final two years at Pitt, the Panthers went 57-11 and reached the Sweet 16 both years.
- In 2003, Pittsburgh won the Big East Tournament crown and held the nation's No. 2 ranking for eight weeks in the Associated Press poll before ending the year at No. 4.
- In 2002, Howland guided the Panthers to a school-record 29 wins en route to becoming the school's first coach in 26 years to garner National Coach of the Year honors.
- Howland's first coaching gig was at Northern Arizona, where his last three teams posted 20-plus win seasons.
- In 1997, the Lumberjacks had a school-record 21 victories, captured the Big Sky regular-season title and played in the NIT.
- In 1998, Howland guided NAU to its first NCAA Tournament after capturing the Big Sky Tournament championship and second-straight regular-season crown.
- Howland spent one year as a graduate assistant at Gonzaga (1981) before becoming an assistant at California-Santa Barbara from 1982-94.
- Played two years at Santa Barbara College before transferring to Weber State, where he earned his degree in physical education in 1979.
- Howland and his wife, Kim, a former Weber State cheerleader, have two children – Meredith and Adam (Brittney) – and one grandson, Benjamin Clark Howland II.



Howland's Year-By-Year Record
Northern Arizona (1994-99)

Year	Overall	Big Sky Record	Postseason
1995	9-17	4-10 (7th)	
1996	7-19	3-11 (7th)	
1997	21-7	13-1 (1st)	NIT First Round
1998	21-8	12-2 (1st)	NCAA First Round
1999	21-8	12-4 (2nd)	
Totals	79-59 (.572)	44-28 (.611)	

Pittsburgh (2000-03)

Year	Overall	Big East Record	Postseason
2000	13-15	5-11 (11th)	
2001	19-14	7-9 (5th West)	NIT Second Round
2002	29-6	13-3 (1st West)	NCAA Sweet 16
2003	28-5	13-3 (T1st West)	NCAA Sweet 16
Totals	89-40 (.690)	38-26 (.594)	

UCLA (2004-13)

Year	Overall	Pac-10/12 Record	Postseason
2004	11-17	7-11 (1T7th)	
2005	18-11	11-7 (T3rd)	NCAA First Round
2006	32-7	14-4 (1st)	NCAA Runner-up
2007	30-6	15-3 (1st)	NCAA Final Four
2008	35-4	16-2 (1st)	NCAA Final Four
2009	26-9	13-5 (2nd)	NCAA Second Round
2010	14-18	8-10 (T5th)	
2011	23-11	13-5 (2nd)	NCAA Second Round
2012	19-14	11-7 (T5th)	
2013	25-10	13-5 (1st)	NCAA First Round
Totals	233-107 (.685)	121-59 (.672)	

Mississippi State (2016)

Year	Overall	SEC Record	Postseason
2016	4-4		
Totals	4-4 (.500)		
OVERALL	405-210 (.659)		

Alabama	1-0	Norfolk State	2-0
Albany	1-0	North Carolina AT&T	1-0
Appalachian State	1-0	Northern Arizona	1-0
Arizona	14-11	Notre Dame	5-8
Arizona State	17-8	Oakland	2-0
Arkansas	0-1	Occidental College	1-0
Arkansas-Pine Bluff	1-0	Ohio State	2-0
Belmont	1-0	Oral Roberts	0-2
Boise State	0-4	Oregon	12-8
Boston College	4-2	Oregon State	16-4
Butler	0-1	Pacific	1-0
BYU	2-0	Penn State	2-1
Cal Poly	2-2	Pennsylvania	1-0
Cal State Bakersfield	1-0	Pepperdine	4-0
Cal State Fullerton	1-1	Pittsburgh	1-0
Cal State Northridge	9-2	Portland	0-1
CSU San Bernardino	1-0	Portland State	5-3
California	17-10	Prairie View A&M	2-0
Central Conn. State	1-0	Providence	3-1
Chaminade (Hawaii)	3-0	Rhode Island	2-0
Chicago State	1-0	Richmond	1-0
Cincinnati	0-1	Robert Morris	4-0
Co. of Notre Dame	1-0	Rutgers	6-1
Colorado	2-0	Sacramento State	7-2
Colorado College	2-0	Sam Houston State	2-1
Colorado State	1-0	San Diego	0-3
Concordia (Calif.)	0-1	San Diego State	0-1
Connecticut	2-3	San Jose State	1-0
Coppin State	1-0	Savannah State	1-0
Davidson	1-0	Seton Hall	5-2
Delaware State	2-0	Sonoma State	1-0
DePaul	1-0	South Florida	0-1
Drexel	1-0	Southeast Louisiana	1-0
Duquesne	3-1	Southern University	0-1
East Carolina	0-1	Southern Cal	14-9
Eastern Illinois	1-0	Southern Illinois	1-0
Eastern Washington	11-1	Southern Utah	3-1
Elon	1-0	Southwest Texas	0-1
Florida	0-3	St. Bonaventure	2-0
Florida International	2-1	St. Francis (N.Y.)	2-0
Fresno State	1-0	St. Francis (Pa.)	4-0
George Mason	1-0	St. Johns	2-3
George Washington	1-0	St. Martin's	1-0
Georgetown	5-4	Stanford	14-7
Georgia	1-1	Stephen F. Austin	1-1
Georgia Tech	1-0	Syracuse	4-5
Gonzaga	1-0	Temple	1-0
Idaho	1-3	Tennessee	0-1
Idaho State	8-3	Tennessee Martin	1-0
Illinois State	1-0	Texas	1-3
Indiana	2-0	Texas A&M	2-0
Indiana State	1-0	Texas Arlington	1-1
IUPUI	1-0	Texas Tech	0-2
James Madison	1-0	Texas Pan American	2-0
Kansas	1-3	Texas Southern	1-0
Kent State	0-1	UC Davis	3-0
Kentucky	1-1	UC Irvine	5-1
Long Beach State	3-1	UC Riverside	2-0
Louisiana Tech	1-0	UC Santa Barbara	0-1
Loyola Marymount	3-2	UCLA	0-1
LSU	1-0	UNLV	0-1
Marist	1-0	Utah	2-1
Marquette	0-1	Vermont	1-0
Maryland	1-0	Villanova	3-3
McNeese State	1-0	VCU	1-3
Memphis	1-2	Virginia Tech	2-0
Mercer	1-0	Wagner	2-0
Miami	3-4	Washington	10-11
Miami (OH)	1-0	Washington State	18-3
Michigan	4-3	Weber State	3-9
Michigan State	3-1	West Virginia	5-4
Middle Tenn. State	0-1	Western Illinois	2-0
Minnesota	0-1	Western Kentucky	1-0
Mississippi State	0-2	Western Oregon	1-0
Missouri-Kansas City	0-1	Wright State	1-0
MVSU	1-0	Wyoming	1-0
Missouri	1-0	Xavier	1-0
Missouri State	1-0	Yale	1-0
Montana	6-5	Youngstown State	1-0
Montana State	9-3		
Montana Tech	1-0		
Morgan State	1-0		
Morris Brown	1-0		
N. Mexico Highlands	1-0		
Nebraska	1-1		
Nevada	1-0		
New Mexico State	2-0		
New Orleans	2-0		
		TOTAL:	405-210

MISSISSIPPI STATE BY THE NUMBERS

GAME-BY-GAME SPECIALTY STATS (MSU First)

<u>Opponent</u>	<u>Paint</u>	<u>Off TO</u>	<u>2nd Chance</u>	<u>Fast Break</u>	<u>Bench</u>
Eastern Washington	54/52	17/12	19/10	12/4	20/8
Southern	20/34	10/24	8/10	2/10	16/23
Miami	32/46	10/26	5/17	6/8	25/50
Texas Tech	36/40	9/20	18/16	12/11	17/19
Missouri State	40/24	22/13	10/13	10/4	11/24
UT Martin	40/30	16/9	19/8	12/2	23/18
Texas Southern	46/40	21/6	15/18	10/2	19/11
UMKC	22/38	21/9	16/5	6/8	12/23
Florida State					
Tulane					
Northern Colorado					
North Carolina Central					
Texas A&M					
Arkansas					
Kentucky					
Tennessee					
Florida					
Ole Miss					
South Carolina					
Missouri					
Alabama					
LSU					
Arkansas					
Georgia					
Vanderbilt					
Alabama					
Texas A&M					
South Carolina					
Ole Miss					
Auburn					
SECT					

GAME-BY-GAME LEAD/DEFICIT

<u>Opponent</u>	<u>Largest Lead</u>	<u>Largest Deficit</u>	<u>Final Score</u>
Eastern Washington	21 (95-74, 2nd)	10 (33-43, 1st)	W, 106-88
Southern	4 (61-57, 2nd)	8 (61-69, 2nd)	L, 76-72
Miami	2 (2-0, 1st)	31 (70-101, 2nd)	L, 105-79
Texas Tech	7 (22-15, 1st)	13 (24-37, 1st)	L, 74-72
Missouri State	20 (42-22, 1st)	Never Trailed	W, 84-70
UT Martin	25 (73-48, 1st)	2 (0-2, 1st)	W, 76-51
Texas Southern	15 (54-39, 2nd)	5 (5-10, 1st)	W, 86-73
UMKC	3 (3-0, 1st)	8 (12-20)	L, 72-67
Florida State			
Tulane			
Northern Colorado			
North Carolina Central			
Texas A&M			
Arkansas			
Kentucky			
Tennessee			
Florida			
Ole Miss			
South Carolina			
Missouri			
Alabama			
LSU			
Arkansas			
Georgia			
Vanderbilt			
Alabama			
Texas A&M			
South Carolina			
Ole Miss			
Auburn			
SECT			

Mississippi State Scoring By The Half

Team	1st Half	2nd Half
Eastern Washington	48	58
Southern	40	32
Miami	35	44
Texas Tech	32	40
Missouri State	45	39
UT Martin	36	40
Texas Southern	45	37
Missouri-Kansas City	29	38

Lowest First Half: 29, Missouri-Kansas City

Highest First Half: 48, Eastern Washington

Lowest 2nd Half: 32, Southern

Highest 2nd Half: 58, Eastern Washington

Opponent Scoring By The Half

Team	1st Half	2nd Half
Eastern Washington	51	37
Southern	45	31
Miami	59	46
Texas Tech	41	33
Missouri State	27	43
UT Martin	29	22
Texas Southern	37	36
Missouri-Kansas City	31	41

Lowest First Half: 27, Missouri State

Highest First Half: 59, Miami

Lowest 2nd Half: 22, UT Martin

Highest 2nd Half: Miami, 46

MISSISSIPPI STATE BY THE NUMBERS

MSU'S 2015-16 RECORD WHEN . . .

Leads at Halftime	3-0
Trails at Halftime	1-4
Is Tied at Halftime	
Shoots 45% or better from the field	4-1
Shoots less than 45% from the field	0-3
Opp. shoots less than 45% from the field	2-1
Opp. shoots 45% or better from the field	2-3
Outrebounds (or ties) the opponent	2-2
Outrebounded by the opponent	2-2
More Assists (or ties) than the opponent	4-2
Fewer Assists than the opponent	0-2
Fewer (or ties) TOs than opponent	3-1
More TOs than opponent	1-3
Holds opponents to 65 points or less	1-0
In games decided by 10 points or less	0-3

MSU'S 2015-16 RECORD IN . . .

All Games	4-4
Home Games	3-1
Road Games	0-1
Neutral-sites	1-2
Non-SEC Games	4-4
Non-SEC Home Games	3-1
Non-SEC Road Games	0-1
Non-SEC Neutral-site Games	1-2
SEC Games	
SEC Home Games	
SEC Road Games	
SEC Tournament	
November Games	3-3
December Games	1-1
January Games	
February Games	
March Games	
Monday Games	0-1
Tuesday Games	
Wednesday Games	1-0
Thursday Games	0-1
Friday Games	1-1
Saturday Games	1-1
Sunday Games	1-0
Overtime Games	
Television Games	4-4
Games vs. Ranked Opponents	

MISC. 2015-16 TEAM STATS

Largest Lead Surrendered in Loss:

7, Texas Tech (11-20-15)

Largest Deficit Overcome in Win:

10, Eastern Washington (11-13-15)

Largest Lead at Anytime:

25, UT Martin (11-28-15)

Largest Deficit Anytime:

31, Miami (11-19-15)

MISCELLANEOUS MSU INDIVIDUAL STATISTICS

Games Scoring in Double Figures:	Ware 8, Sword 5, Ready 6, Newman 4, Weatherspoon 3, Daniels 2, Thomas
Games Scoring 20-plus Points:	Ware 4, Sword, Ready
Games Scoring 30-plus Points:	
Games Rebounding in Double Figures:	Ware 3, Daniels
Games With Double Figures in Assists:	Ready
Games With Double-Doubles:	Ware 3, Ready
Games With Triple-Doubles:	
Games As Team High Scorer (or co-leader):	Ware 5, Sword 2, Newman 2
Games As Team High Rebounder (or co-leader):	Ware 6, Daniels 2
Games As Team Leader in Assists (or co-leader):	Ready 6, Sword 3, Newman 2, Daniels, Weatherspoon
Games As Team Leader in Steals (or co-leader):	Ready 5, Sword 5, Weatherspoon 2, Newman, Ware, Thomas, Zuppardo
Games As Team Leader in Blocks (or co-leader):	Ware 3, Sword 4, Zuppardo, Daniels 1
Games As Team Leader in Turnovers (or co-leader):	Sword 5, Ready 4, Newman, Ware, Weatherspoon, Daniels

MSU'S RECORD BY STARTING LINEUP

Ready, Thomas, Sword, Daniels, Ware	1-2
Ready, Sword, Newman, Daniels, Ware	2-2
Weatherspoon, Sword, Newman, Daniels, Ware	1-0

GAME-BY-GAME STARTERS

<u>Opponent</u>	<u>Date</u>	<u>Guard</u>	<u>Guard</u>	<u>Guard</u>	<u>Forward</u>	<u>Forward</u>	<u>Record</u>
Eastern Washington	11-13-15	Ready	Sword	Thomas	Daniels	Ware	1-0
Southern	11-16-15	Ready	Sword	Thomas	Daniels	Ware	1-1
Miami	11-19-15	Ready	Sword	Thomas	Daniels	Ware	1-2
Texas Tech	11-20-15	Ready	Sword	Newman	Daniels	Ware	1-3
Missouri State	11-22-15	Ready	Sword	Newman	Daniels	Ware	2-3
UT Martin	11-28-15	Ready	Sword	Newman	Daniels	Ware	3-3
Texas Southern	12-02-15	W'Spoon	Sword	Newman	Daniels	Ware	4-3
UMKC	12-12-15	Ready	Sword	Newman	Daniels	Ware	4-4
Florida State	12-16-15						
Tulane	12-19-15						
Northern Colorado	12-23-15						
N.C. Central	12-31-15						
Texas A&M							
Arkansas							
Kentucky							
Tennessee							
Florida							
Ole Miss							
South Carolina							
Missouri							
Alabama							
LSU							
Arkansas							
Georgia							
Vanderbilt							
Alabama							
Texas A&M							
South Carolina							
Ole Miss							
Auburn							
SECT							

2015-16 Win-Loss Differential

Diff.	1	2	3	4	5	6	7	8	9	10	11	12	13	14	15	16	17	18	19	20	21	22	23	24	25+
Won													1	1			1								1
Lost		1		1	1																				1

MISSISSIPPI STATE BY THE NUMBERS

Mississippi State In Overtime Games

This Season	0-0
Overall Overtime Record	60-49
<i>Home Overtime Record</i>	34-21
<i>Road Overtime Record</i>	18-20
<i>Neutral Site Overtime Record</i>	8-8
Humphrey Coliseum Overtime Record	25-16
SEC Tournament Overtime Record	2-5
Double Overtime Record	6-5
Four Overtime Record	0-2
Postseason Overtime Record	1-0
Last OT Played (10T)	vs. Texas A&M (W, 81-72, 1/18/14)
Last Double OT	vs. UMass (L, 101-96, 3/13/12)
Last Triple OT	vs. Alabama (L, 79-78, 2/27/71)
Last Four OT	vs. Ole Miss (W, 104-102, 1/24/90)

Mississippi State Coaches In Overtime Games

Babe McCarthy	6-5
<i>Home Overtime Record</i>	2-2
<i>Road Overtime Record</i>	2-2
<i>Neutral Site Overtime Record</i>	2-1
Joe Dan Gold	5-3
<i>Home Overtime Record</i>	3-3
<i>Road Overtime Record</i>	1-0
<i>Neutral Site Overtime Record</i>	1-0
Kermit Davis	8-6
<i>Home Overtime Record</i>	5-3
<i>Road Overtime Record</i>	3-3
Ron Greene	2-0
<i>Home Overtime Record</i>	2-0
Jim Hatfield	3-3
<i>Home Overtime Record</i>	3-2
<i>Road Overtime Record</i>	0-1
Bob Boyd	3-4
<i>Home Overtime Record</i>	2-1
<i>Road Overtime Record</i>	1-2
<i>Neutral Site Overtime Record</i>	0-1
Richard Williams	15-11
<i>Home Overtime Record</i>	7-3
<i>Road Overtime Record</i>	5-5
<i>Neutral Site Overtime Record</i>	3-3
Rick Stansbury	15-16
<i>Home Overtime Record</i>	7-6
<i>Road Overtime Record</i>	6-7
<i>Neutral Site Overtime Record</i>	2-3
Rick Ray	3-1
<i>Home Overtime Record</i>	3-1

OVERTIME FOES

TEAM	RECORD	TEAM	RECORD
Alabama	6-6	Morehead State	1-0
Alaska-Fairbanks	1-0	Northeastern Louisiana	0-1
Arkansas	2-1	Northwestern State	0-1
Auburn	6-4	Oklahoma	1-0
Baylor	1-0	Ole Miss	6-3
BYU	0-1	Old Dominion	0-1
California	0-1	San Diego	0-1
Drake	1-0	Santa Clara	2-0
Florida	0-3	Southern Mississippi	1-0
Florida State	1-0	Southwestern Louisiana	1-0
Georgia	3-3	South Alabama	1-0
Georgia Tech	1-0	South Carolina	3-0
Houston	0-1	Tennessee	6-2
Idaho	0-1	Texas	1-0
Kentucky	4-5	Texas A&M	1-1
Loyola	1-0	Troy	2-0
LSU	3-4	Tulane	0-1
Memphis	1-0	UAB	0-1
Missouri-Kansas City	0-1	UMass	0-1
Montana	1-0	Vanderbilt	2-5

THE LAST TIME . . .

THE LAST TIME AN MSU PLAYER ...

Scored 30 or more points in a game:

32, Ravern Johnson vs. Tenn. St. (11-12-10)

Scored 33 or more points in a game:

33, Craig Sword at LSU (2-19-14)

Scored 34 or more points in a game:

34, Arnett Moultrie vs. UMass (3-13-12)

Scored 35 or more points in a game:

36, Jeff Malone at Ole Miss (2-19-83)

Scored 37 or more points in a game:

39, Jeff Malone vs. Alabama (1-31-83)

Scored 40 or more points in a game:

40, Rickey Brown vs. Auburn (3-7-77)

Scored 20+ points in back-to-back games:

Gavin Ware (25 vs. Missouri State 11-22-15;

22 vs. UT Martin (11-28-15)

Scored 20+ points in three-consecutive games:

Craig Sword (24 vs. Loyola, 12-01-13; 24 vs.

TCU, 12-05-13; 22 vs. SELA, 12-13-13)

Scored 20+ points in five-consecutive games:

Jeff Malone, 1982-83 (11 consecutive)

Scored 30+ points in back-to-back games:

Jeff Malone (36 at Ole Miss & 30 vs.

Georgia, 1982-83)

Scored 30+ points in three-consecutive games:

Jeff Malone (33 at LSU; 36 at Ole Miss &

30 vs. Georgia, 1982-83)

Two players score 20+ points in same game:

Gavin Ware, 20; Craig Sword, 20, vs. Miami

(11-19-15)

Made 10 field goals in a game:

10, Gavin Ware vs. Miami (11-19-15)

Made 11 field goals in a game:

11, Gavin Ware, E. Washington (11-13-15)

Made 12 field goals in a game:

12, Gavin Ware, Missouri State (11-22-15)

Made 13 field goals in a game:

13, Horatio Webster vs. SW Missouri St.

(11-23-97)

Made 14 field goals in a game:

14, Cameron Burns at Georgia (1-17-90)

Made 15 or more field goals in a game:

16, Raymond Brown vs. Florida (3-2-85)

Attempted 20 field goals in a game:

20, Ravern Johnson vs. St. Mary's (12-29-10)

Attempted 21 or more field goals in a game:

21, Dee Bost vs. Kentucky (2-16-10)

Attempted 23 or more field goals in a game:

23, Arnett Moultrie vs. UMass (3-13-12)

Attempted 25 field goals in a game:

25, Chuck Evans at Alabama (3-6-93)

Attempted 26 field goals in a game:

26, Tony Watts at Ole Miss (2-22-92)

Attempted 27 or more field goals in a game:

28, Jeff Malone vs. Vanderbilt (1-8-83)

Made six 3-pointers in a game:

6, Dee Bost vs. Old Dominion (11-28-09)

Made seven 3-pointers in a game:

7, Dee Bost vs. Troy (12-10-11)

Made eight or more 3-pointers in a game:

8, Winsome Frazier vs. UMKC (11-23-04)

Attempted 11 3-pointers in a game:

11, Dee Bost vs. Detroit (12-17-11)

Attempted 12 3-pointers in a game:

12, Ravern Johnson vs. ETSU (12-11-10)

Attempted 13 or more 3-pointers in a game:

13, Dee Bost vs. Troy (12-10-11)

Attempted 16 or more 3-pointers in a game:

17, Darryl Wilson vs. Alabama (3-4-95)

Made 14 or more free throws in a game:

14, Trivante Bloodman vs. Auburn (2-15-14)

Made 15 or more free throws in a game:

15, Craig Sword vs. Ole Miss (1-11-14)

Attempted 17 free throws in a game:

17, Jarvis Varnado at Houston (12-19-09)

Attempted 18 free throws in a game:

18, Craig Sword vs. Ole Miss (1-11-14)

Attempted 19 free throws in a game:

19, Carl Nichols vs. SE La. (12-1-88)

Had 16 rebounds in a game:

16, Gavin Ware vs. Maryland ES (1-2-14)

Had 17 rebounds in a game:

17, Gavin Ware at Auburn (1-21-15)

Had 18 or more rebounds in a game:

21, Wesley Morgan vs. SE La. (11-28-05)

Had 22 or more rebounds in a game:

23, Rickey Brown vs. Vanderbilt (12-6-79)

Had 24 or more rebounds in a game:

24, Wiley Peck vs. Alabama (1-27-79)

Had 10 or more offensive rebounds in a game:

11, Arnett Moultrie vs. Northwestern State

(12-22-11)

Had 10 or more defensive rebounds in a game:

10, Gavin Ware vs. LSU (1-31-15)

Had 13 or more defensive rebounds in a game:

13, Colin Borchert (3-9-13)

Had 15 or more defensive rebounds in a game:

15, Jarvis Varnado at San Diego (12-31-09)

Had 10 assists in a game:

10, Dee Bost vs. LSU (1-25-11)

Had 11 assists in a game:

11, I.J. Ready vs. Missouri State (11-22-15)

Had 13 assists in a game:

13, Dee Bost vs. Ole Miss (2-9-12)

Had 14 assists in a game:

14, Gary Ervin vs. Florida A&M (12-20-04)

Had 15 or more assists in a game:

16, Chuck Evans at UMKC (2-23-93)

Had 10 or more turnovers in a game:

10, Charles Rhodes vs. Nicholls (11-11-06)

Had five or more blocks in a game:

5, Gavin Ware at Loyola (12-15-12)

Had seven blocks in a game:

7, Jarvis Varnado at LSU (2-20-10)

Had eight blocks in a game:

8, Jarvis Varnado vs. Alabama (2-24-10)

Had nine blocks in a game:

9, Jarvis Varnado at Vanderbilt (2-3-10)

Had 10 blocks in a game:

10, Jarvis Varnado vs. Arkansas (1-14-10)

Had 10+ blocks in two consecutive games:

Jarvis Varnado (10 vs. Georgia & 10 vs.

Kentucky, 2007-08)

Had five steals in a game:

5, Fred Thomas vs. Clayton State (11-24-14)

Had six or more steals in a game:

7, Craig Sword vs. Ole Miss (1-11-14)

LAST TIME AN MSU TEAM...

Scored 100 or more points:

106 vs. Eastern Washington (11-13-15)

Scored 100 or more points in an SEC game:

105 vs. Auburn (3-2-04)

Allowed 100 or more points in an SEC game:

115 at Arkansas (2-20-93)

Allowed 100 or more points in non-SEC play:

105 vs. Miami (11-19-15)

Was held to 52 points or less:

51 vs. Alabama (2-10-15)

Was held to 50 points:

50 vs. Alabama (2-25-12)

Was held to 49 points or less:

47 vs. Florida (1-10-15)

Was held to 45 points or less:

41 at Georgia (2-7-15)

Was held to 40 points or less:

36 vs. Missouri (2-13-13)

Was held to 35 points or less:

31 vs. Vanderbilt (2-23-13)

Was held to fewer than 10 points in a half:

9 at Arkansas, first (2-7-15)

Held opponent to 59 points or less:

59 vs. Oregon State (12-13-14)

Held opponent to 56 points or less:

56 at Vanderbilt (3-4-15)

Held opponent to 55 points or less:

51 vs. UT Martin (11-28-15)

Held opponent to 50 points or less:

47 vs. Jacksonville (12-23-14)

Held opponent to 45 points or less:

45 vs. MVSU (12-28-09)

Held opponent to 42 points or less:

42 vs. Texas-San Antonio (12-4-12)

Held opponent to 39 points or less:

39 at LSU (1-9-08)

Shot 50 percent or better from the field:

.52.2 [35-67] vs. Texas Southern (12-2-15)

Shot 55 percent or better from the field:

.593 [35-59] vs. Missouri State (11-22-15)

Shot 60 percent or better from the field:

.621 [41-66] vs. E. Washington (11-13-15)

Shot 65 percent or better from the field:

.660 [35-53] vs. Western Kentucky (1-5-09)

Was held to less than 35 percent from the field:

.311 [14-45] at Arkansas (2-7-15)

Was held to less than 30 percent from the field:

.283 [17-60] vs. North Carolina (11-19-12)

Was held to less than 25 percent from the field:

.175 [7-40] vs. Vanderbilt (2-23-13)

Held opp. to 35 percent or less from the field:

.327 [17-52] vs. Arkansas (2-10-15)

Held opp. to 30 percent or less from the field:

.273 [15-55] vs. Texas-San Antonio (12-4-12)

Opponent shot 50 percent or better:

.540 [27-50] Missouri-Kansas City (12-12-15)

Opponent shot 60 percent or better:

.623 [33-53] Missouri (3-1-14)

Made 35 or more field goals:

35 vs. Texas Southern (12-2-15)

Made 40 or more field goals:

41 vs. Eastern Washington (11-13-15)

Made fewer than 15 field goals:

14 at Arkansas (2-7-15)

Attempted 70 or more shots from the field:

71 vs. Troy (12-10-11)

Attempted 80 or more shots from the field:

80 at Alabama (2-21-09)

Attempted just 40 shots from the field:

40 vs. Vanderbilt (2-23-13)

Attempted 39 or fewer shots from the field:

39 at Vanderbilt (3-4-15)

Attempted 35 or fewer shots from the field:

34 vs. Tennessee (2-3-15)

Made 10 or more 3-pointers:

11 vs. Southern University (11-16-15)

Made 12 3-pointers:

12 vs. Auburn (2-4-12)

Made 15 3-pointers:

15 vs. North Carolina A&T (12-12-10)

Made 16 3-pointers:

16 vs. Troy (12-10-11)

Did not make a 3-pointer:

[0-10] at Arkansas (2-7-15)

Made just one 3-pointer:

vs. Tennessee (1-7-15)

Made just two 3-pointers:

vs. Kentucky (2-25-15)

Attempted nine 3-pointers or less:

9 vs. Tennessee (1-7-15)

Attempted six 3-pointers or less:

6 at Ole Miss (1-29-03)

Attempted 25 3-pointers:

25 vs. Georgia (2-14-12)

Attempted 26 3-pointers:

26 vs. South Carolina (3-5-11)

Attempted 27 3-pointers:

27 vs. Texas Southern (12-2-15)

Attempted 29 or more 3-pointers:

29 vs. Missouri-Kansas City (12-12-15)

Attempted 30 or more 3-pointers:

31 vs. Southern University (11-16-15)

Attempted 35 or more 3-pointers:

35 vs. Kentucky (2-16-10)

THE LAST TIME (CONTINUED) . . .

Made 31 or more free throws:

31 vs. Auburn (1-22-14)

Made 40 or more free throws:

41 vs. LSU (2-11-09)

Made 50 or more free throws:

52 vs. LSU (2-11-09)

Made fewer than five free throws:

4 at Vanderbilt (2-1-14)

Made fewer than four free throws:

3 vs. Baylor (12-28-11)

Made only 1 free throw:

1 vs. Florida (1-30-14)

Attempted 30 or more free throws:

34 vs. Auburn SECT (3-11-15)

Attempted 35 or more free throws:

35 vs. Tennessee (2-3-15)

Attempted 40 or more free throws:

44 vs. Tennessee (1-7-15)

Attempted 45 or more free throws:

45 vs. Florida A&M (12-17-13)

Attempted fewer than 10 free throws:

7, vs. Texas Southern (12-2-15)

Had 50 or more rebounds:

51 vs. Prairie View (11-8-13)

Had 55 or more rebounds:

58 vs. Troy (12-10-05)

Had 59 or more rebounds:

59 at Houston (12-19-09)

Had fewer than 25 rebounds:

21 vs. McNeese State (12-30-14)

Had 20 or fewer rebounds:

19 at Vanderbilt (3-4-15)

Had 20 or more assists:

20 vs. Missouri State (11-22-15)

Had 21 or more assists:

21 vs. Auburn (2-4-12)

Had 25 or more assists:

25 vs. St. Bonaventure (12-05-09)

Had 30 or more assists:

30 vs. Troy (12-10-11)

Had 5 Assists:

5, Alabama (2-10-15)

Had Fewer Than 5 Assists:

4, Tennessee (1-2-15)

Had 20 or more turnovers:

20 vs. South Carolina (3-6-13)

Had 21 or more turnovers:

21 vs. Jacksonville (12-23-14)

Had 23 or more turnovers:

23 vs. Arkansas (2-21-15)

Had 24 or more turnovers:

24 at Arkansas (2-7-15)

Had 25 turnovers:

26 vs. Mississippi Valley State (11-17-14)

Had 29 or more turnovers:

29 at Arkansas (1-23-13)

Had 30 or more turnovers:

31 at Kentucky (1-7-97)

Had 34 or more turnovers:

34 at Evansville (12-17-75)

Had fewer than 10 turnovers:

7 vs. Texas Southern (12-2-15)

Had five or fewer turnovers:

5 vs. Florida Atlantic (11-30-10)

Forced 25 or more turnovers

26 vs. Kennesaw State (11-14-13)

Had 10 blocked shots:

10 vs. Texas Southern (12-2-15)

Had 11 blocked shots:

11 at Alabama (2-21-09)

Had 12 blocked shots:

12 vs. Troy (11-26-10)

Had 13 blocked shots:

13 vs. Arkansas (1-14-10)

Had 14 blocked shots:

14 vs. Texas-Pan American (11-24-09)

Had 16 blocked shots:

16 vs. Georgia (1-12-08)

Had 10 steals:

10 vs. Auburn (1-21-15)

Had 11 steals:

11 at Clayton State (11-24-14)

Had 12 steals:

12 vs. LSU (1-31-15)

Had 13 or more steals:

14 vs. South Carolina (1-9-13)

Had 15 or more steals:

15 vs. Florida Gulf Coast (12-19-13)

Had 17 or more steals:

17 vs. Florida Atlantic (11-13-12)

Had 20 or more steals:

20 vs. Nicholls State (11-17-01)

Had 1 steal or less:

1 vs. Vanderbilt (3-11-11)

1 FRED THOMAS



Senior | Guard

6-5 | 210

Jackson, MS

Jim Hill HS

Season Highs

Points: 10, Eastern Washington, 11-13-15
FGM: 3, twice, last vs. Southern, 11-16-15
FGA: 6, twice, last vs. Southern, 11-16-15
3FGM: 3, Southern, 11-16-15
3FGA: 6, Southern, 11-16-15
FTM: 4, Eastern Washington, 11-13-15
FTA: 4, Eastern Washington, 11-13-15
Rebounds: 7, Southern, 11-16-15
Assists: 1, 5x, last vs. UT Martin, 11-28-15
Blocks: 1, Eastern Washington, 11-13-15
Steals: 1, Southern, 11-16-15
Minutes: 35, Eastern Washington, 11-13-15

Career Highs

Points: 21, South Carolina, 3-13-13
FGM: 7, twice, last vs. Missouri, 3-1-14
FGA: 15, Marquette, 11-20-12
3FGM: 4, 10x, last vs. Tennessee, 2-3-15
3FGA: 10, twice, last vs. Providence, 12-1-12
FTM: 8, Florida, 1-26-13
FTA: 9, twice, last vs. Utah State, 11-22-14
Rebounds: 9, Oregon State, 12-13-14
Assists: 4, twice, last vs. USC, 3-6-13
Blocks: 3, 4x, last vs. Auburn, 1-22-14
Steals: 7, Florida, 1-26-13
Minutes: 41, Texas A&M, 1-18-14

2015-16 Game-By-Game

Opponent	MIN	FG	Pct.	3FG	Pct.	FT	Pct.	O-D-R	PF	A	TO	B	S	PTS
N13 Eastern Washington	35	3-6	.500	0-2	.000	4-4	1.000	2-3-5	0	1	0	1	0	10
N16 Southern University	32	3-6	.500	3-6	.500	0-0	.000	0-7-7	1	1	2	0	1	9
N19 Miami	27	0-5	.000	0-4	.000	0-0	.000	0-4-4	4	0	1	0	0	0
N20 Texas Tech	9	1-4	.250	0-2	.000	0-0	.000	0-0-0	0	1	2	0	0	2
N22 Missouri State	14	0-0	.000	0-0	.000	1-2	.500	0-2-2	2	1	1	0	0	1
N28 UT Martin	17	1-3	.333	1-3	.333	0-0	.000	0-4-4	2	1	0	0	0	3
D2 Texas Southern	16	2-4	.500	1-3	.333	0-0	.000	1-1-2	0	0	0	0	0	5
D12 UMKC	11	0-2	.000	0-2	.000	2-2	1.000	0-1-1	0	0	0	0	0	2
D16 Florida State														
D19 Tulane														
D23 Northern Colorado														
D31 North Carolina Central														
J6 Texas A&M														
J9 Arkansas														
J12 Kentucky														
J16 Tennessee														
J19 Florida														
J23 Ole Miss														
J26 South Carolina														
J30 Missouri														
F2 Alabama														
F6 LSU														
F9 Arkansas														
F13 Georgia														
F16 Vanderbilt														
F20 Alabama														
F24 Texas A&M														
F27 South Carolina														
M2 Ole Miss														
M5 Auburn														
M9 SEC Tournament														

Thomas' Notes . . .

- ✓ 10 points in season opener vs. EWU.
- ✓ Tallied 9 points, 7 rebounds vs. SU.
- ✓ 3 points, 4 rebounds against UT Martin.
- ✓ 5 points and a pair of rebounds against Texas Southern.

CAREER STATS FOR FRED THOMAS

Year	GP-GS	Min/Avg	FG-FGA	Pct	3FM-3GA	Pct	FT-FTA	Pct	Rebs	PF-D	Ast	TO	Blk	Stl	Pts/Avg
2012-13	32-19	917/28.7	103-314	.328	41-172	.238	62-78	.795	112-3.5	45-1	43	49	27	56	309/9.7
2013-14	31-23	927/29.9	99-259	.382	46-144	.319	45-72	.625	91-2.9	56-0	44	40	23	31	289/9.3
2014-15	31-16	757/24.4	84-223	.377	47-137	.343	67-85	.788	111-3.6	58-0	25	47	15	23	282/9.1
2015-16	8-3	161/20.1	10-30	.333	5-22	.227	7-8	.875	25-3.1	9-0	5	6	1	1	32/4.0
TOTAL	102-61	2762/27.1	296-826	.358	139-475	.293	181-243	.745	339-3.3	168-1	117	142	66	111	912/8.9

4 JOHNNY ZUPPARDO



Senior | Forward

6-8 | 226

Bay St. Louis, MS

Jones Junior College

Season Highs

Points: 6, 3x, last vs. Miami, 11-19-15
FGM: 3, Eastern Washington, 11-13-15
FGA: 6, Southern, 11-16-15
3FGM: 2, Miami, 11-19-15
3FGA: 3, Southern, 11-16-15
FTM: 1, Southern, 11-16-15
FTA: 2, Southern, 11-16-15
Rebounds: 8, Eastern Washington, 11-13-15
Assists: 2, UMKC, 12-12-15
Blocks: 1, twice, last vs. Miami, 11-19-15
Steals: 2, twice, last vs. UT Martin, 11-28-15
Minutes: 19, UMKC, 12-12-15

Zuppardo's Notes . . .

- ✓ Had 6 points, 8 rebounds in MSU debut.
- ✓ Had 6 points vs. Southern, including hitting his first three-pointer of the year.
- ✓ Totaled six points off 2-2 shooting from three-point range vs. Miami (FL).
- ✓ In a season-high 18 minutes, scored 2 points, grabbed 4 rebounds and had 2 steals.
- ✓ 4 points, 4 rebounds and 2 steals against UT Martin.
- ✓ 3 points and career-high 2 assists in 19 minutes at UMKC.

2015-16 Game-By-Game

Opponent	MIN	FG	Pct.	3FG	Pct.	FT	Pct.	O-D-R	PF	A	TO	B	S	PTS
N13 Eastern Washington	15	3-3	1.000	0-0	.000	0-0	.000	2-6-8	3	1	0	0	0	6
N16 Southern University	9	2-6	.333	1-3	.333	1-2	.500	3-2-5	1	0	1	1	0	6
N19 Miami	9	2-3	.667	2-2	1.000	0-0	.000	0-1-1	3	0	0	1	0	6
N20 Texas Tech	12	2-3	.667	1-1	1.000	0-0	.000	1-0-1	2	0	2	0	0	5
N22 Missouri State	18	1-5	.200	0-1	.000	0-0	.000	0-4-4	1	1	0	0	2	2
N28 UT Martin	13	2-3	.667	0-1	.000	0-0	.000	2-2-4	5	1	1	0	2	4
D2 Texas Southern	9	1-2	.500	1-2	.500	0-0	.000	0-1-1	1	1	0	0	1	3
D12 UMKC	19	1-2	.500	1-1	1.000	0-0	.000	0-1-1	1	2	0	0	1	3
D16 Florida State														
D19 Tulane														
D23 Northern Colorado														
D31 North Carolina Central														
J6 Texas A&M														
J9 Arkansas														
J12 Kentucky														
J16 Tennessee														
J19 Florida														
J23 Ole Miss														
J26 South Carolina														
J30 Missouri														
F2 Alabama														
F6 LSU														
F9 Arkansas														
F13 Georgia														
F16 Vanderbilt														
F20 Alabama														
F24 Texas A&M														
F27 South Carolina														
M2 Ole Miss														
M5 Auburn														
M9 SEC Tournament														

CAREER STATS FOR JOHNNY ZUPPARDO

Year	GP-GS	Min/Avg	FG-FGA	Pct	3FM-3GA	Pct	FT-FTA	Pct	Rebs	PF-D	Ast	TO	Blk	Stl	Pts/Avg
2015-16	8-0	104/13.0	14-27	.519	6-11	.545	1-2	.500	25-3.1	17-1	6	4	2	6	35/4.4

10 CARTER HOLMES



Sophomore | Guard

6-0 | 185

Jackson, MS

Jackson Academy

Season Highs

Points: ---
 FGM: ---
 FGA: ---
 3FGM: ---
 3FGA: ---
 FTM: ---
 FTA: ---
 Rebounds: ---
 Assists: ---
 Blocks: ---
 Steals: ---
 Minutes: 1, twice, last vs. UT Martin, 11-28-15

Holmes' Notes . . .

✓ Made his debut against EWU.

2015-16 Game-By-Game

Opponent	MIN	FG	Pct.	3FG	Pct.	FT	Pct.	O-D-R	PF	A	TO	B	S	PTS
N13 Eastern Washington	1	0-0	.000	0-0	.000	0-0	.000	0-0-0	0	0	0	0	0	0
N16 Southern University	-DNP-													
N19 Miami	-DNP-													
N20 Texas Tech	-DNP-													
N22 Missouri State	-DNP-													
N28 UT Martin	1	0-0	.000	0-0	.000	0-0	.000	0-0-0	0	0	0	0	0	0
D2 Texas Southern	-DNP-													
D12 UMKC	-DNP-													
D16 Florida State														
D19 Tulane														
D23 Northern Colorado														
D31 North Carolina Central														
J6 Texas A&M														
J9 Arkansas														
J12 Kentucky														
J16 Tennessee														
J19 Florida														
J23 Ole Miss														
J26 South Carolina														
J30 Missouri														
F2 Alabama														
F6 LSU														
F9 Arkansas														
F13 Georgia														
F16 Vanderbilt														
F20 Alabama														
F24 Texas A&M														
F27 South Carolina														
M2 Ole Miss														
M5 Auburn														
M9 SEC Tournament														

CAREER STATS FOR CARTER HOLMES

Year	GP-GS	Min/Avg	FG-FGA	Pct	3FM-3GA	Pct	FT-FTA	Pct	Rebs	PF-D	Asst	TO	Blk	Stl	Pts/Avg
2015-16	2-0	2/1.0	0-0	.000	0-0	.000	0-0	.000	0-0.0	0-0	0	0	0	0	0/0.0

11 QUINNDARY WEATHERSPOON



Freshman | Guard

6-4 | 202

Canton, MS

Velma Jackson HS

Season Highs

Points: 16, UT Martin, 11-28-15
FGM: 6, UT Martin, 11-28-15
FGA: 8, Eastern Washington, 11-13-15
3FGM: 2, twice, last vs. UT Martin, 11-28-15
3FGA: 4, Texas Tech, 11-20-15
FTM: 3, Texas Tech, 11-20-15
FTA: 3, twice, last vs. Texas Tech, 11-20-15
Rebounds: 5, Texas Tech, 11-20-15
Assists: 3, twice, last vs. UMKC, 12-12-15
Blocks: 2, Texas Southern, 12-2-15
Steals: 3, UMKC, 12-12-15
Minutes: 23, twice, last vs. Texas Southern, 12-2-15

Weatherspoon's Notes . . .

- ✓ 12 points and 2 rebounds in MSU debut.
- ✓ Tallied 4 points against Southern, including his first collegiate free throws.
- ✓ Earned 4 points, 3 rebounds, a block and a steal against Miami.
- ✓ Set a career high with 5 rebounds and tacked on 10 points vs. Texas Tech.
- ✓ Had 6 points on 3 of 5 shooting against Missouri State.
- ✓ Career-high 16 points on 6-of-6 shooting vs. UT Martin.
- ✓ 5 points and career highs in assists (3) and blocks (2) in his first-career start vs. Texas Southern.
- ✓ Earned 7 points, along with 4 rebounds, 3 assists and a career-high 3 steals.

2015-16 Game-By-Game

Opponent	MIN	FG	Pct.	3FG	Pct.	FT	Pct.	O-D-R	PF	A	TO	B	S	PTS
N13 Eastern Washington	23	5-8	.625	2-3	.667	0-0	.000	0-2-2	4	1	2	1	0	12
N16 Southern University	17	1-4	.250	0-1	.000	2-3	.667	0-3-3	2	0	1	0	1	4
N19 Miami	16	2-6	.333	0-1	.000	0-0	.000	1-2-3	4	2	0	1	1	4
N20 Texas Tech	18	3-6	.500	1-4	.250	3-3	1.000	1-4-5	2	0	0	1	0	10
N22 Missouri State	20	3-5	.600	0-2	.000	0-0	.000	0-1-1	2	1	2	0	0	6
N28 UT Martin	18	6-6	1.000	2-2	1.000	2-2	1.000	1-2-3	0	1	0	0	2	16
D2 Texas Southern	23	2-7	.286	1-3	.333	0-0	.000	0-1-1	2	3	0	2	0	5
D12 UMKC	13	3-6	.500	1-2	.500	0-0	.000	1-3-4	3	3	1	0	3	7
D16 Florida State														
D19 Tulane														
D23 Northern Colorado														
D31 North Carolina Central														
J6 Texas A&M														
J9 Arkansas														
J12 Kentucky														
J16 Tennessee														
J19 Florida														
J23 Ole Miss														
J26 South Carolina														
J30 Missouri														
F2 Alabama														
F6 LSU														
F9 Arkansas														
F13 Georgia														
F16 Vanderbilt														
F20 Alabama														
F24 Texas A&M														
F27 South Carolina														
M2 Ole Miss														
M5 Auburn														
M9 SEC Tournament														

CAREER STATS FOR QUINNDARY WEATHERSPOON

Year	GP-GS	Min/Avg	FG-FGA	Pct	3FM-3GA	Pct	FT-FTA	Pct	Rebs	PF-D	Ast	TO	Blk	Stl	Pts/Avg
2015-16	8-1	148/18.5	25-48	.521	7-18	.389	7-8	.875	22-2.8	19-0	11	6	5	7	64/8.0

14 MALIK NEWMAN



Freshman | Guard

6-3 | 190

Jackson, MS

Callaway HS

Season Highs

Points: 18, UMKC, 12-12-15
FGM: 6, twice, last vs. UMKC, 12-12-15
FGA: 17, Texas Tech, 11-20-15
3FGM: 4, twice, last vs. UMKC, 12-12-15
3FGA: 10, UMKC, 12-12-15
FTM: 3, Texas Tech, 11-20-15
FTA: 6, Southern, 11-16-15
Rebounds: 5, Texas Tech, 11-20-15
Assists: 4, Texas Tech, 11-20-15
Blocks: ---
Steals: 2, Texas Southern, 12-2-15
Minutes: 34, UMKC, 12-12-15

Newman's Notes . . .

✓ Preseason second-team All-SEC selection by both the league coaches and writers.

✓ DNP vs. Eastern Washington due to turf toe.

✓ Made his debut against Southern, scoring 6 points along with 3 assists.

✓ Scored 15 points against Miami, including going 4-8 from long distance.

✓ Made his first-career start vs. Texas Tech, tallying 17 points, 5 rebounds and 4 assists.

✓ Scored 14 points on 5 of 10 shooting in a win against Missouri State.

✓ 5 points, 3 rebounds vs. UT Martin.

✓ 9 points and a career-high 2 steals against Texas Southern.

✓ Career-high 18 points with 4 rebounds at UMKC.

2015-16 Game-By-Game

Opponent	MIN	FG	Pct.	3FG	Pct.	FT	Pct.	O-D-R	PF	A	TO	B	S	PTS
N13 Eastern Washington	-DNP-													
N16 Southern University	17	2-8	.250	1-5	.200	1-6	.167	0-2-2	0	3	4	0	0	6
N19 Miami	27	5-10	.500	4-8	.500	1-2	.500	0-3-3	3	1	3	0	0	15
N20 Texas Tech	31	6-17	.353	2-9	.222	3-3	1.000	2-3-5	4	4	3	0	1	17
N22 Missouri State	26	5-10	.500	2-6	.333	2-2	1.000	0-1-1	4	1	1	0	0	14
N28 UT Martin	32	2-10	.200	1-4	.250	0-0	.000	0-3-3	2	3	2	0	0	5
D2 Texas Southern	32	4-8	.500	1-5	.200	0-0	.000	0-2-2	0	3	1	0	2	9
D12 UMKC	34	6-15	.400	4-10	.400	2-3	.667	0-4-4	0	0	2	0	0	18
D16 Florida State														
D19 Tulane														
D23 Northern Colorado														
D31 North Carolina Central														
J6 Texas A&M														
J9 Arkansas														
J12 Kentucky														
J16 Tennessee														
J19 Florida														
J23 Ole Miss														
J26 South Carolina														
J30 Missouri														
F2 Alabama														
F6 LSU														
F9 Arkansas														
F13 Georgia														
F16 Vanderbilt														
F20 Alabama														
F24 Texas A&M														
F27 South Carolina														
M2 Ole Miss														
M5 Auburn														
M9 SEC Tournament														

CAREER STATS FOR MALIK NEWMAN

Year	GP-GS	Min/Avg	FG-FGA	Pct	3FM-3GA	Pct	FT-FTA	Pct	Rebs	PF-D	Asst	TO	Blk	Stl	Pts/Avg
2015-16	7-5	199/28.4	30-78	.385	15-47	.319	9-16	.563	20-2.9	13-0	15	16	0	3	84/12.0

15 I.J. READY



Junior | Guard

5-11 | 170

North Little Rock, AR

Parkview Magnet HS

Season Highs

Points: 25, Eastern Washington, 11-13-15
FGM: 8, Eastern Washington, 11-13-15
FGA: 16, Eastern Washington, 11-13-15
3FGM: 3, Texas Tech, 11-20-15
3FGA: 7, Texas Southern, 12-2-15
FTM: 8, Eastern Washington, 11-13-15
FTA: 9, Eastern Washington, 11-13-15
Rebounds: 6, Texas Tech, 11-20-15
Assists: 11, Missouri St., 11-22-15
Blocks: ---
Steals: 3, UT Martin, 11-28-15
Minutes: 35, Eastern Washington, 11-13-15

Career Highs

Points: 25, Eastern Washington, 11-13-15
FGM: 8, Eastern Washington, 11-13-15
FGA: 16, twice, last vs. E. Washington, 11-13-15
3FGM: 4, Georgia, 1-24-15
3FGA: 7, 7x, last vs. Texas Southern, 12-2-15
FTM: 8, Eastern Washington, 11-13-15
FTA: 9, Eastern Washington, 11-13-15
Rebounds: 8, twice, last vs. Auburn, 1-21-15
Assists: 11, Missouri St., 11-22-15
Blocks: ---
Steals: 5, Florida Gulf Coast, 12-19-13
Minutes: 35, twice, last vs. E. Washington, 11-13-15

2015-16 Game-By-Game

Opponent	MIN	FG	Pct.	3FG	Pct.	FT	Pct.	O-D-R	PF	A	TO	B	S	PTS
N13 Eastern Washington	35	8-16	.500	1-5	.200	8-9	.889	0-2-2	2	6	5	0	1	25
N16 Southern University	32	3-13	.231	1-5	.200	2-2	1.000	0-3-3	0	5	0	0	1	9
N19 Miami	26	3-8	.375	1-3	.333	2-4	.500	1-0-1	3	4	5	0	1	9
N20 Texas Tech	33	4-9	.444	3-6	.500	0-0	.000	1-5-6	3	3	1	0	2	11
N22 Missouri State	30	5-9	.556	1-4	.250	2-2	1.000	0-3-3	1	11	2	0	2	13
N28 UT Martin	30	5-10	.500	0-2	.000	0-0	.000	0-4-4	0	4	1	0	3	10
D2 Texas Southern	28	5-12	.417	1-7	.143	0-0	.000	0-4-4	4	3	2	0	0	11
D12 UMKC	34	5-15	.333	0-5	.000	1-1	1.000	0-1-1	2	1	2	0	1	11
D16 Florida State														
D19 Tulane														
D23 Northern Colorado														
D31 North Carolina Central														
J6 Texas A&M														
J9 Arkansas														
J12 Kentucky														
J16 Tennessee														
J19 Florida														
J23 Ole Miss														
J26 South Carolina														
J30 Missouri														
F2 Alabama														
F6 LSU														
F9 Arkansas														
F13 Georgia														
F16 Vanderbilt														
F20 Alabama														
F24 Texas A&M														
F27 South Carolina														
M2 Ole Miss														
M5 Auburn														
M9 SEC Tournament														

Ready's Notes . . .

- ✓ Career-high 25 points vs. EWU in opener en route to collecting 400th-career point.
- ✓ 9 points, 5 assists vs. Southern.
- ✓ Tallied 9 points, 4 assists and a steal against Miami in the opener in the Puerto Rico Tip-Off.
- ✓ Earned 11 points against Texas Tech, with 9 of those coming from three-point range.
- ✓ Set a career high with 11 assists and tacked on 13 points in a win against Missouri State.
- ✓ 10 points and season-high 3 steals against UT Martin.
- ✓ Tallied 11 points against UMKC.
- ✓ Scored in double digits in last five games.

CAREER STATS FOR I.J. READY

Year	GP-GS	Min/Avg	FG-FGA	Pct	3FM-3GA	Pct	FT-FTA	Pct	Rebs	PF-D	Asst	TO	Blk	Stl	Pts/Avg
2013-14	26-21	626/24.1	59-159	.371	17-48	.354	18-21	.857	55-2.1	31-1	69	41	0	32	153/5.9
2014-15	29-21	744/25.7	87-218	.399	28-95	.295	37-42	.881	57-2.0	46-0	71	41	0	37	239/8.2
2015-16	8-7	248/31.0	38-92	.413	8-37	.216	15-18	.833	24-3.0	15-0	37	18	0	11	99/12.4
Totals	63-49	1618/25.7	184-469	.392	53-180	.294	70-81	.864	136-2.2	92-1	177	100	0	80	491/7.8

20 GAVIN WARE



Senior | Forward

6-9 | 260

Starkville, MS

Starkville HS

Season Highs

Points: 26, Eastern Washington, 11-13-15
FGM: 12, Missouri St., 11-22-15
FGA: 16, Missouri St., 11-22-15
3FGM: ---
3FGA: ---
FTM: 4, 3x, last vs. UMKC, 12-12-15
FTA: 7, Eastern Washington, 11-13-15
Rebounds: 13, Eastern Washington, 11-13-15
Assists: 2, twice, last vs. Texas Southern, 12-2-15
Blocks: 3, 3x, last vs. Texas Southern, 12-2-15
Steals: 1, 4x, last vs. UT Martin, 11-28-15
Minutes: 35, twice, last vs. Texas Southern, 12-2-15

Career Highs

Points: 26, Eastern Washington, 11-13-15
FGM: 12, Missouri St., 11-22-15
FGA: 16, Missouri St., 11-22-15
3FGM: ---
3FGA: ---
FTM: 8, Kentucky, 2-8-14
FTA: 11, MVSU, 11-19-13
Rebounds: 17, Auburn, 1-21-15
Assists: 2, 3x, last vs. Texas Southern, 12-2-15
Blocks: 5, Loyola, 12-15-12
Steals: 3, Kennesaw State, 11-14-13
Minutes: 36, Texas A&M, 1-30-13

2015-16 Game-By-Game

Opponent	MIN	FG	Pct.	3FG	Pct.	FT	Pct.	O-D-R	PF	A	TO	B	S	PTS
N13 Eastern Washington	30	11-14	.786	0-0	.000	4-7	.571	6-7-13	2	0	2	3	1	26
N16 Southern University	29	5-9	.556	0-0	.000	3-4	.750	3-1-4	5	0	2	0	1	13
N19 Miami	29	10-15	.667	0-0	.000	0-0	.000	2-3-5	4	1	1	0	0	20
N20 Texas Tech	35	6-9	.667	0-0	.000	3-4	.750	2-7-9	4	1	3	2	0	15
N22 Missouri State	28	12-16	.750	0-0	.000	1-2	.500	2-1-3	3	1	0	1	1	25
N28 UT Martin	30	9-12	.750	0-0	.000	4-5	.800	4-6-10	0	2	0	3	1	22
D2 Texas Southern	35	8-11	.727	0-0	.000	3-3	1.000	5-6-11	2	2	1	3	0	19
D12 UMKC	29	4-6	.667	0-0	.000	4-5	.800	4-3-7	5	0	1	1	0	12
D16 Florida State														
D19 Tulane														
D23 Northern Colorado														
D31 North Carolina Central														
J6 Texas A&M														
J9 Arkansas														
J12 Kentucky														
J16 Tennessee														
J19 Florida														
J23 Ole Miss														
J26 South Carolina														
J30 Missouri														
F2 Alabama														
F6 LSU														
F9 Arkansas														
F13 Georgia														
F16 Vanderbilt														
F20 Alabama														
F24 Texas A&M														
F27 South Carolina														
M2 Ole Miss														
M5 Auburn														
M9 SEC Tournament														

Ware's Notes . . .

✓ 13th career-double with career-high 26 points and 13 rebounds vs. EWU.

✓ Earned his second 20-plus point game of the season with 20 versus Miami.

✓ Playing a season-high 35 minutes, he tallied 15 points and 9 rebounds.

✓ Had 25 points against Missouri State, becoming the 35th player in school history to have 1,000 for a career

✓ 22 points and 10 rebounds against UT Martin, giving him his second double-double of the season, 14th of career.

✓ Scored 20-plus points in four of eight games this season.

✓ 19 points, 11 rebounds against Texas Southern, earning his third double-double of the year and 15th of his career.

✓ His 11 rebounds vs. Texas Southern made him the 12th MSU player in school history to reach 700 for a career.

✓ Moved past Jerry Graves for the 10th most rebounds in school history (716) with 7 rebounds against UMKC.

CAREER STATS FOR GAVIN WARE

Year	GP-GS	Min/Avg	FG-FGA	Pct	3FM-3GA	Pct	FT-FTA	Pct	Rebs	PF-D	Ast	TO	Blk	Stl	Pts/Avg
2012-13	32-27	824/25.8	110-203	.542	0-0	.000	50-89	.562	206-6.4	65-2	9	40	24	15	270/8.4
2013-14	33-33	858/26.0	129-222	.581	0-0	.000	72-111	.649	236-7.2	82-1	7	45	12	28	330/10.0
2014-15	30-25	803/26.8	110-220	.500	0-0	.000	81-109	.743	212-7.1	70-2	9	45	32	11	301/10.0
2015-16	8-8	245/30.6	65-92	.707	0-0	.000	22-30	.733	62-7.8	25-2	7	10	13	4	152/19.0
TOTALS	103-93	2730/26.5	414-737	.562	0-0	.000	225-339	.664	716-7.0	242-7	32	140	81	58	1053/10.2

21 REGGIE PATTERSON



Junior | Guard

6-4 | 168

Baldwyn, MS

Northeast Mississippi CC

Season Highs

Points: ---
 FGM: ---
 FGA: ---
 3FGM: ---
 3FGA: ---
 FTM: ---
 FTA: ---
 Rebounds: ---
 Assists: ---
 Blocks: ---
 Steals: ---
 Minutes: 1, twice, last vs. UT Martin, 11-28-15

Patterson's Notes . . .

✓ Made MSU debut vs. EWU.

2015-16 Game-By-Game

Opponent	MIN	FG	Pct.	3FG	Pct.	FT	Pct.	O-D-R	PF	A	TO	B	S	PTS
N13 Eastern Washington	1	0-0	.000	0-0	.000	0-0	.000	0-0-0	1	0	0	0	0	0
N16 Southern University	-DNP-													
N19 Miami	-DNP-													
N20 Texas Tech	-DNP-													
N22 Missouri State	-DNP-													
N28 UT Martin	1	0-1	.000	0-0	.000	0-0	.000	0-0-0	0	0	0	0	0	0
D2 Texas Southern	-DNP-													
D12 UMKC	-DNP-													
D16 Florida State														
D19 Tulane														
D23 Northern Colorado														
D31 North Carolina Central														
J6 Texas A&M														
J9 Arkansas														
J12 Kentucky														
J16 Tennessee														
J19 Florida														
J23 Ole Miss														
J26 South Carolina														
J30 Missouri														
F2 Alabama														
F6 LSU														
F9 Arkansas														
F13 Georgia														
F16 Vanderbilt														
F20 Alabama														
F24 Texas A&M														
F27 South Carolina														
M2 Ole Miss														
M5 Auburn														
M9 SEC Tournament														

CAREER STATS FOR REGGIE PATTERSON

Year	GP-GS	Min/Avg	FG-FGA	Pct	3FM-3GA	Pct	FT-FTA	Pct	Rebs	PF-D	Asst	TO	Blk	Stl	Pts/Avg
2015-16	2-0	2/1.0	0-1	.000	0-0	.000	0-0	.000	0-0.0	1-0	0	0	0	0	0/0.0

22 FALLOU NDOYE



Sophomore | Forward

6-10 | 242

Taif, Senegal

Findley Prep

Season Highs

Points: 2, Missouri St., 11-22-15
FGM: 1, Missouri St., 11-22-15
FGA: 1, twice, last vs. Missouri St., 11-22-15
3FGM: ---
3FGA: ---
FTM: ---
FTA: 1, Missouri St., 11-22-15
Rebounds: 2, 3x, last vs. Miami, 11-19-15
Assists: 1, Eastern Washington, 11-13-15
Blocks: ---
Steals: ---
Minutes: 11, Miami, 11-19-15

Career Highs

Points: 11, South Carolina Upstate, 12-20-14
FGM: 4, South Carolina Upstate, 12-20-14
FGA: 5, 3x, last vs. LSU, 1-31-15
3FGM: --
3FGA: --
FTM: 3, twice, last vs. USC Upstate, 12-20-14
FTA: 4, South Carolina Upstate, 12-20-14
Rebounds: 5, 4x, last vs. LSU, 1-31-15
Assists: 1, 7x, last vs. EWU, 11-13-15
Blocks: 1, 9x, last vs. Arkansas, 2-21-15
Steals: 1, 8x, last vs. Ole Miss, 2-19-15
Minutes: 29, McNeese, 12-30-14

2015-16 Game-By-Game

Opponent	MIN	FG	Pct.	3FG	Pct.	FT	Pct.	O-D-R	PF	A	TO	B	S	PTS
N13 Eastern Washington	7	0-0	.000	0-0	.000	0-0	.000	0-2-2	4	1	1	0	0	0
N16 Southern University	7	0-0	.000	0-0	.000	0-0	.000	2-0-2	3	0	0	0	0	0
N19 Miami	11	0-1	.000	0-0	.000	0-0	.000	1-1-2	2	0	0	0	0	0
N20 Texas Tech	-DNP-													
N22 Missouri State	2	1-1	1.000	0-0	.000	0-1	.000	0-0-0	2	0	1	0	0	2
N28 UT Martin	3	0-0	.000	0-0	.000	0-0	.000	1-0-1	0	0	0	0	0	0
D2 Texas Southern	-DNP-													
D12 UMKC	-DNP-													
D16 Florida State														
D19 Tulane														
D23 Northern Colorado														
D31 North Carolina Central														
J6 Texas A&M														
J9 Arkansas														
J12 Kentucky														
J16 Tennessee														
J19 Florida														
J23 Ole Miss														
J26 South Carolina														
J30 Missouri														
F2 Alabama														
F6 LSU														
F9 Arkansas														
F13 Georgia														
F16 Vanderbilt														
F20 Alabama														
F24 Texas A&M														
F27 South Carolina														
M2 Ole Miss														
M5 Auburn														
M9 SEC Tournament														

Ndoye's Notes . . .

- ✓ 2 rebounds vs. EWU.
- ✓ 2 offensive rebounds vs. Southern.
- ✓ Had 2 points against Missouri State.

CAREER STATS For FALLOU NDOYE

Year	GP-GS	Min/Avg	FG-FGA	Pct	3FM-3GA	Pct	FT-FTA	Pct	Rebs	PF-D	Asst	TO	Blk	Stl	Pts/Avg
2014-15	30-6	372/12.4	26-54	.481	0-0	.000	11-21	.524	55-1.8	67-4	5	27	7	6	63/2.1
2015-16	5-0	30/6.0	1-2	.500	0-0	.000	0-1	.000	7-1.4	11-0	1	2	0	0	2/0.4
TOTALS	35-6	402/11.5	27-56	.482	0-0	.000	11-22	.500	62-1.8	78-4	6	29	7	6	65/1.9

23 TRAVIS DANIELS



Senior | Guard

6-7 | 225

Tuscaloosa, AL

Shelton State CC

Season Highs

Points: 18, Texas Southern, 12-2-15
FGM: 7, Eastern Washington, 11-13-15
FGA: 12, UT Martin, 11-28-15
3FGM: 3, Southern, 11-16-15
3FGA: 5, UMKC, 12-12-15
FTM: 4, Texas Southern, 12-2-15
FTA: 4, twice, last vs. Texas Southern, 12-2-15
Rebounds: 10, Southern, 11-16-15
Assists: 3, twice, last vs. Texas Southern, 12-2-15
Blocks: 2, Miami, 11-19-15
Steals: ---
Minutes: 34, Texas Tech, 11-20-15

Career Highs

Points: 21, St. Louis, 11-28-14
FGM: 8, St. Louis, 11-28-14
FGA: 16, Texas A&M, 1-13-15
3FGM: 4, 4x, last vs. Texas A&M, 1-13-15
3FGA: 8, Texas A&M, 1-13-15
FTM: 5, 4x, last vs. Ole Miss, 2-19-15
FTA: 7, twice, last vs. Tulane, 12-6-14
Rebounds: 10, Southern, 11-16-15
Assists: 3, 3x, last vs. Texas Southern, 12-2-15
Blocks: 2, vs. Miami, 11-19-15
Steals: 2, twice, last vs. Florida State, 1-2-15
Minutes: 35, Texas A&M, 1-13-15

2015-16 Game-By-Game

Opponent	MIN	FG	Pct.	3FG	Pct.	FT	Pct.	O-D-R	PF	A	TO	B	S	PTS
N13 Eastern Washington	21	7-9	.778	1-3	.333	1-1	1.000	0-0-0	2	1	0	0	0	16
N16 Southern University	33	3-3	1.000	3-3	1.000	0-0	.000	4-6-10	2	1	1	0	0	9
N19 Miami	25	2-6	.333	1-2	.500	0-0	.000	1-2-3	3	2	2	2	0	5
N20 Texas Tech	34	2-3	.667	1-1	1.000	1-4	.250	4-2-6	1	1	1	1	0	6
N22 Missouri State	32	3-7	.429	1-3	.333	2-3	.667	4-4-8	2	3	1	1	0	9
N28 UT Martin	29	4-12	.333	0-4	.000	0-0	.000	6-1-7	3	1	3	1	0	8
D2 Texas Southern	32	6-11	.545	2-2	1.000	4-4	1.000	1-3-4	3	3	1	1	0	18
D12 UMKC	28	1-9	.111	0-5	.000	0-0	.000	5-2-7	2	2	1	0	0	2
D16 Florida State														
D19 Tulane														
D23 Northern Colorado														
D31 North Carolina Central														
J6 Texas A&M														
J9 Arkansas														
J12 Kentucky														
J16 Tennessee														
J19 Florida														
J23 Ole Miss														
J26 South Carolina														
J30 Missouri														
F2 Alabama														
F6 LSU														
F9 Arkansas														
F13 Georgia														
F16 Vanderbilt														
F20 Alabama														
F24 Texas A&M														
F27 South Carolina														
M2 Ole Miss														
M5 Auburn														
M9 SEC Tournament														

Daniels' Notes . . .

- ✓ 16 points vs. EWU.
- ✓ Had 9 points and a career-high 10 rebounds vs. Southern
- ✓ Earned 5 points and a career-high 2 blocks vs. Miami.
- ✓ Played a season-high 34 minutes with 6 points and 6 rebounds against Texas Tech.
- ✓ 9 points, 8 rebounds and 3 assists (tied career high) vs. Missouri State.
- ✓ 8 points, 7 rebounds vs. UT Martin. Career-high 6 offensive rebounds.
- ✓ Earned a season-high 18 points and tied a career high with 3 assists against Texas Southern.

CAREER STATS FOR TRAVIS DANIELS

Year	GP-GS	Min/Avg	FG-FGA	Pct	3FM-3GA	Pct	FT-FTA	Pct	Rebs	PF-D	Asst	TO	Blk	Stl	Pts/Avg
2014-15	32-26	632/19.8	70-176	.398	24-83	.289	30-45	.667	124-3.9	52-0	18	49	5	14	194/6.1
2015-16	8-8	234/29.3	28-60	.467	9-23	.391	8-12	.667	45-5.6	18-0	14	10	6	0	73/9.1
TOTALS	40-34	866/21.7	98-236	.415	33-106	.311	38-57	.667	169-4.2	70-0	32	59	11	14	267/6.7

24 JETT JOBE



Freshman | Guard

6-4 | 181

Tuttle, OK

Tuttle HS

Season Highs

Points: 1, Eastern Washington, 11-13-15
 FGM: ---
 FGA: 1, Eastern Washington, 11-13-15
 3FGM: ---
 3FGA: ---
 FTM: ---
 FTA: ---
 Rebounds: 1, Miami, 11-19-15
 Assists: ---
 Blocks: ---
 Steals: ---
 Minutes: 2, 2x, last vs. UT Martin, 11-28-15

Jobe's Notes . . .

- ✓ Made MSU debut vs. EWU.
- ✓ Earned his first-career rebound vs. Miami.

2015-16 Game-By-Game

Opponent	MIN	FG	Pct.	3FG	Pct.	FT	Pct.	O-D-R	PF	A	TO	B	S	PTS
N13 Eastern Washington	1	0-1	.000	0-0	.000	0-0	.000	0-0-0	0	0	0	0	0	0
N16 Southern University	-DNP-													
N19 Miami	2	0-0	.000	0-0	.000	0-0	.000	0-1-1	0	0	0	0	0	0
N20 Texas Tech	-DNP-													
N22 Missouri State	-DNP-													
N28 UT Martin	2	0-0	.000	0-0	.000	0-0	.000	0-0-0	0	0	0	0	0	0
D2 Texas Southern	-DNP-													
D12 UMKC	-DNP-													
D16 Florida State														
D19 Tulane														
D23 Northern Colorado														
D31 North Carolina Central														
J6 Texas A&M														
J9 Arkansas														
J12 Kentucky														
J16 Tennessee														
J19 Florida														
J23 Ole Miss														
J26 South Carolina														
J30 Missouri														
F2 Alabama														
F6 LSU														
F9 Arkansas														
F13 Georgia														
F16 Vanderbilt														
F20 Alabama														
F24 Texas A&M														
F27 South Carolina														
M2 Ole Miss														
M5 Auburn														
M9 SEC Tournament														

CAREER STATS FOR JETT JOBE

Year	GP-GS	Min/Avg	FG-FGA	Pct	3FM-3GA	Pct	FT-FTA	Pct	Rebs	PF-D	Ast	TO	Blk	Stl	Pts/Avg
2015-16	3-0	5/1.7	0-1	.000	0-0	.000	0-0	.000	1-0.3	0-0	0	0	0	0	0/0-0

32 CRAIG SWORD



Senior | Guard

6-3 | 197

Montgomery, AL

G.W. Carver HS

Season Highs

Points: 20, Miami, 11-19-15
 FGM: 7, Texas Southern, 12-2-15
 FGA: 12, twice, last vs. Texas Southern, 12-2-15
 3FGM: 2, twice, last vs. Texas Southern, 12-2-15
 3FGA: 8, Southern, 11-16-15
 FTM: 7, Miami, 11-19-15
 FTA: 9, Miami, 11-19-15
 Rebounds: 4, Eastern Washington, 11-13-15
 Assists: 5, UMKC, 12-12-15
 Blocks: 4, Texas Southern, 12-2-15
 Steals: 3, UMKC, 12-12-15
 Minutes: 32, UMKC, 12-12-15

Career Highs

Points: 33, LSU, 2-19-14
 FGM: 11, LSU, 2-19-14
 FGA: 17, twice, last vs. Tennessee, 3-14-13
 3FGM: 5, Ole Miss, 1-28-15
 3FGA: 8, Southern, 11-16-15
 FTM: 15, Ole Miss, 1-11-14
 FTA: 18, Ole Miss, 1-11-14
 RBs: 8, 4x, last vs. South Carolina, 2-28-15
 Assists: 9, Ole Miss, 3-2-13
 Blocks: 4, Texas Southern, 12-2-15
 Steals: 7, Ole Miss, 1-11-14
 Minutes: 39, Texas A&M, 1-18-14

2015-16 Game-By-Game

Opponent	MIN	FG	Pct.	3FG	Pct.	FT	Pct.	O-D-R	PF	A	TO	B	S	PTS
N13 Eastern Washington	25	3-8	.375	1-4	.250	2-3	.667	0-4-4	3	3	3	2	2	9
N16 Southern University	24	4-11	.364	2-8	.250	6-6	1.000	2-1-3	5	2	7	1	0	16
N19 Miami	28	6-12	.500	1-2	.500	7-9	.778	2-1-3	3	4	1	1	1	20
N20 Texas Tech	28	3-10	.300	0-4	.000	0-0	.000	2-1-3	4	1	2	3	0	6
N22 Missouri State	30	5-6	.833	1-2	.500	1-1	1.000	1-0-1	2	1	2	0	2	12
N28 UT Martin	24	3-8	.375	0-2	.000	2-3	.667	1-1-2	2	4	3	0	1	8
D2 Texas Southern	25	7-12	.583	2-5	.400	0-0	.000	1-1-2	5	2	2	4	2	16
D12 UMKC	32	3-7	.429	1-4	.250	5-8	.625	2-1-3	5	5	4	2	3	12
D16 Florida State														
D19 Tulane														
D23 Northern Colorado														
D31 North Carolina Central														
J6 Texas A&M														
J9 Arkansas														
J12 Kentucky														
J16 Tennessee														
J19 Florida														
J23 Ole Miss														
J26 South Carolina														
J30 Missouri														
F2 Alabama														
F6 LSU														
F9 Arkansas														
F13 Georgia														
F16 Vanderbilt														
F20 Alabama														
F24 Texas A&M														
F27 South Carolina														
M2 Ole Miss														
M5 Auburn														
M9 SEC Tournament														

Sword's Notes . . .

✓ Preseason second-team All-SEC selection by the league coaches.

✓ 9 points vs. EWU.

✓ Had 16 points vs. Southern.

✓ His 20 points, 4 assists and 3 rebounds vs. Miami

✓ 6 points, 3 rebounds vs. Texas Tech.

✓ Tallied 12 points vs. Missouri State, moving him into 26th place on MSU's career scoring chart.

✓ 8 points, 4 assists, 2 rebounds vs. UT Martin.

✓ Tallied 16 points and earned a career-high 4 blocks against Texas Southern.

✓ His 16 points moved him past Marckell Patterson for the 25th-most points in school history.

✓ In his 100th-career game with MSU, had 12 points, 5 assists, 3 steals and 2 blocks at UMKC.

✓ Moved past Tony Watts for seventh place on the MSU all-time steals list with 155.

CAREER STATS FOR CRAIG SWORD

Year	GP-GS	Min/Avg	FG-FGA	Pct	3FM-3GA	Pct	FT-FTA	Pct	Rebs	PF-D	Ass	TO	Blk	Stl	Pts/Avg
2012-13	32-30	854/26.7	120-296	.405	13-67	.194	82-148	.554	92-2.9	92-8	75	127	14	55	335/10.5
2013-14	32-32	900/28.1	157-324	.485	12-44	.273	111-179	.620	120-3.8	93-4	88	96	15	60	437/13.7
2014-15	28-22	695/24.8	97-215	.451	27-75	.360	96-137	.701	79-3.2	70-2	48	71	11	29	317/11.3
2015-16	8-8	216/27.0	34-74	.459	8-31	.258	23-30	.767	21-2.6	29-3	22	24	13	11	99/12.4
TOTALS	100-92	2665/26.7	408-909	.449	60-217	.276	312-494	.632	312-3.1	284-17	233	318	53	155	1188/11.9

Exhibition 1 — Nov. 6, 2015

Mississippi State 95
Fort Valley State 56

Humphrey Coliseum • Starkville, MS

Fort Valley State

Player	FG	3FG	FT	RB	PF	PT	A	Min
Bell f	1-3	0-0	3-5	2	1	5	1	22
Wilson c	3-15	0-3	3-4	4	2	9	0	28
Thomas g	0-0	0-0	0-0	1	2	0	0	11
Bryant g	1-4	1-1	0-0	0	0	3	0	11
Franklin g	3-7	1-1	2-3	1	1	9	1	16
Hansberry	2-4	0-1	0-0	0	3	4	0	16
Edwards	5-7	0-0	0-3	0	1	10	0	13
Fluellen	0-2	0-2	0-1	5	1	0	1	16
McMillan	2-4	0-1	1-2	2	2	5	0	12
Broner	0-1	0-0	1-2	3	0	1	1	12
Duke	2-6	1-4	1-2	3	3	6	0	20
Warren	2-4	0-0	0-2	6	1	4	0	12
Mobley	0-3	0-3	0-0	2	0	0	0	11
TOTALS	21-60	3-16	11-24	31	17	56	4	200

Mississippi State

Player	FG	3FG	FT	RB	PF	PT	A	Min
Ware f	6-6	0-0	0-0	6	3	12	0	17
Daniels f	2-2	0-0	0-0	1	5	4	0	11
Thomas g	4-9	2-7	1-1	3	0	11	2	29
Ready g	7-14	3-5	0-0	4	2	17	9	23
Sword g	5-10	1-3	3-5	10	2	14	4	31
Houston	1-3	0-0	3-4	5	1	5	1	14
Zuppardo	5-6	1-2	1-1	10	4	12	2	25
Holmes	0-1	0-1	0-0	0	0	0	1	3
W'spoon	5-11	3-5	2-3	1	2	15	6	19
Patterson	0-0	0-0	0-0	2	0	0	0	3
Ndoye	2-5	0-0	1-2	4	4	5	1	21
Jobe	0-2	0-2	0-0	0	0	0	0	4
TOTALS	37-69	10-25	11-16	51	23	95	26	200

Halftime: MSU 47, FVSU 27. FG%: MSU 53.6%, FVSU 35.0. 3FG%: MSU 40.0%, FVSU 18.8%. FT%: MSU 68.8%, FVSU 45.8%. Turnovers: MSU 17 (Sword 4), FVSU 18 (Franklin 4). Blocked Shots: MSU 2 (Thomas), FVSU 1 (Fluellen). Steals: MSU 11 (Ready 4), FVSU 6 (Franklin 2). Officials: Tony Greene, Marc Ellard, Todd Austin. Attendance: 3,300.

Game 1 — Nov. 13, 2015

Mississippi State 106
Eastern Washington 88

Humphrey Coliseum • Starkville, MS

Eastern Washington

Player	FG	3FG	FT	RB	PF	PT	A	Min
Bliznyuk f	7-14	1-2	6-7	2	4	21	1	30
Von Hofe f	7-13	5-10	2-3	2	1	21	0	37
Jois f	5-7	0-0	2-5	7	3	12	0	30
Washington g	5-7	0-1	1-2	2	4	11	1	22
McBroom g	6-15	0-4	3-3	2	0	15	5	36
Gibson	0-5	0-4	0-0	3	4	0	1	17
Henderson	0-0	0-0	0-0	0	0	0	0	2
Ferris	0-0	0-0	2-2	1	0	2	0	4
Benzel	0-1	0-1	0-0	0	0	0	0	2
Nuno	1-1	0-0	0-0	1	1	2	0	5
Reid	1-1	0-0	0-0	2	2	2	0	7
Hunt	1-1	0-0	0-0	0	1	2	1	8
TOTALS	33-65	6-22	16-22	25	20	88	9	200

Mississippi State

Player	FG	3FG	FT	RB	PF	PT	A	Min
Ware f	11-14	0-0	4-7	13	2	26	0	30
Daniels f	7-9	1-3	1-1	0	2	16	1	21
Thomas g	3-6	0-2	4-4	5	0	10	1	35
Ready g	8-16	1-5	8-9	2	2	25	6	35
Sword g	3-8	1-4	2-3	4	3	9	3	25
Houston	1-1	0-0	0-0	0	0	2	0	6
Zuppardo	3-3	0-0	0-0	8	3	6	1	15
Holmes	0-0	0-0	0-0	0	0	0	0	1
W'spoon	5-8	2-3	0-0	2	4	12	1	23
Patterson	0-0	0-0	0-0	0	1	0	0	1
Ndoye	0-0	0-0	0-0	2	4	0	1	7
Jobe	0-1	0-0	0-0	0	0	0	0	1
TOTALS	41-66	5-17	19-24	40	21	106	13	200

Halftime: EWU 51, MSU 48. FG%: MSU 62.1%, EWU 50.8. 3FG%: MSU 29.4%, EWU 27.3%. FT%: MSU 79.2%, EWU 72.7%. Turnovers: MSU 13 (Ready 5), EWU 11 (Jois 3). Blocked Shots: MSU 7 (Ware 3), EWU 0. Steals: MSU 4 (Sword 2), EWU 8 (Bliznyuk 3). Officials: Pat Adams, Antinio Petty, Brent Hampton. Attendance: 9,931.

Game 2 — Nov. 16, 2015

Southern Mississippi State 76
72

Humphrey Coliseum • Starkville, MS

Southern

Player	FG	3FG	FT	RB	PF	PT	A	Min
Sam f	4-6	0-0	2-4	8	3	10	2	30
Allen f	3-3	0-0	0-0	2	5	6	0	9
Hyder g	1-7	0-0	1-2	4	1	3	4	36
Rodgers g	6-15	4-6	0-2	5	1	16	0	35
Banks g	5-14	1-5	7-10	2	5	18	4	35
Thomas	3-5	0-0	0-0	2	2	6	0	15
Prudhomme	3-7	1-3	2-2	3	1	9	0	25
Nunn	4-5	0-0	0-0	4	2	8	0	15
TOTALS	29-62	6-14	12-20	34	20	76	10	200

Mississippi State

Player	FG	3FG	FT	RB	PF	PT	A	Min
Ware f	5-9	0-0	3-4	4	5	13	0	29
Daniels f	3-3	3-3	0-0	10	2	9	1	33
Thomas g	3-6	3-6	0-0	7	1	9	1	32
Ready g	3-13	1-5	2-2	3	0	9	5	32
Sword g	4-11	2-8	6-6	3	5	16	2	24
Zuppardo	2-6	1-3	1-2	5	1	6	0	9
W'spoon	1-4	0-1	2-3	3	2	4	0	17
Newman	2-8	1-5	1-6	2	0	6	3	17
Ndoye	0-0	0-0	0-0	2	3	0	0	7
TOTALS	23-60	11-31	15-23	44	19	72	12	200

Halftime: SU 45, MSU 40. FG%: MSU 38.3%, SU 46.8. 3FG%: MSU 35.5%, SU 42.9%. FT%: MSU 65.2%, SU 60.0%. Turnovers: MSU 19 (Sword 7), SU 8 (Hyder, Prudhomme 2). Blocked Shots: MSU 2 (Sword, Zuppardo), SU 7 (Nunn 5). Steals: MSU 4 (Ware, Thomas, Ready, Weatherspoon), SU 10 (Prudhomme 4). Officials: Olandis Poole, Joe DeRosa, John Hampton. Attendance: 5,895.

Game 3 — Nov. 19, 2015

Miami Mississippi State 105
79

Coliseo Roberto Clemente • Puerto Rico

Miami

Player	FG	3FG	FT	RB	PF	PT	A	Min
Uceda f	4-6	2-3	0-0	6	3	10	0	22
Jekiri c	3-5	0-0	2-2	10	3	8	2	18
Reed g	1-2	1-1	5-5	3	4	8	1	18
McCellan g	5-10	2-3	6-6	0	1	18	4	32
Rodriguez g	4-6	2-3	1-2	3	3	11	5	24
Newton	5-10	0-2	5-8	2	2	15	5	24
Lawrence	3-7	0-2	4-6	4	3	10	2	22
Palmer	6-9	2-3	0-2	2	0	14	1	21
Izundu	3-5	0-0	5-7	7	0	11	0	15
Robinson	0-0	0-0	0-0	0	1	0	0	2
Stowell	0-0	0-0	0-0	0	0	0	0	2
TOTALS	34-60	9-17	28-38	41	20	105	20	200

Mississippi State

Player	FG	3FG	FT	RB	PF	PT	A	Min
Ware f	10-15	0-0	0-0	5	4	20	1	29
Thomas g	0-5	0-4	0-0	4	3	0	0	27
Ready g	3-8	1-3	2-4	1	3	9	4	26
Daniels f	2-6	1-2	0-0	3	3	5	2	25
Sword g	6-12	1-2	7-9	3	3	20	4	28
Zuppardo	2-3	2-2	0-0	1	4	6	0	9
W'spoon	2-6	0-1	0-0	3	4	4	2	16
Newman	5-10	4-8	1-2	3	3	15	1	27
Ndoye	0-1	0-0	0-0	2	2	0	0	11
Jobe	0-0	0-0	0-0	1	3	0	0	2
TOTALS	30-66	9-22	10-15	27	29	79	14	200

Halftime: UM 59, MSU 35. FG%: MSU 45.5%, UM 56.7. 3FG%: MSU 40.9%, UM 52.9%. FT%: MSU 66.7%, UM 73.7%. Turnovers: MSU 13 (Ready 5), UM 11 (Jekiri 2). Blocked Shots: MSU 5 (Daniels 2), UM 1 (Jekiri). Steals: MSU 3 (Sword, Ready, Weatherspoon), UM 7 (McClellan, Newton, Lawrence 2). Officials: Antinio Petty, Joe DeRosa, Kipp Kissinger. Attendance: 1,947.

Game 4 — Nov. 20, 2015

Texas Tech Mississippi State 74
72

Coliseo Roberto Clemente • Puerto Rico

Mississippi State

Player	FG	3FG	FT	RB	PF	PT	A	Min
Ware f	6-9	0-0	3-4	9	4	15	1	35
Newman g	6-17	2-9	3-3	6	4	17	4	31
Ready g	4-9	3-6	0-0	6	3	11	3	33
Daniels f	2-3	1-1	1-4	6	1	6	1	34
Sword g	3-10	0-4	0-0	3	4	6	1	28
Thomas	1-4	0-2	0-0	0	0	2	1	9
Zuppardo	2-3	1-1	0-0	1	2	5	0	12
W'spoon	3-6	1-4	3-3	5	2	10	0	18
TOTALS	27-61	8-27	10-14	37	20	72	11	200

Texas Tech

Player	FG	3FG	FT	RB	PF	PT	A	Min
Smith f	4-6	0-0	4-4	5	1	12	0	27
Odias c	2-7	0-0	0-1	10	3	4	1	26
Williams g	6-18	1-9	2-2	3	2	15	3	31
Evans g	4-7	2-3	3-6	3	2	13	1	25
Gotcher g	4-9	1-3	2-2	3	3	11	3	31
Manderson	1-3	0-0	2-2	1	0	4	0	10
Thomas	2-3	0-0	0-0	1	1	4	1	15
Williamson	1-2	0-1	0-0	1	0	2	1	9
Ross	0-2	0-1	5-6	2	2	5	0	17
Jackson	2-3	0-1	0-0	2	1	4	0	9
TOTALS	26-60	4-18	18-23	36	15	74	10	200

Halftime: TT 41, MSU 32. FG%: MSU 44.3%, TT 43.3. 3FG%: MSU 29.6%, TT 22.2%. FT%: MSU 71.4%, TT 78.3%. Turnovers: MSU 14 (Ware, Newman 3), TT 11 (Evans 3). Blocked Shots: MSU 7 (Sword 3), TT 3 (Smith 2). Steals: MSU 3 (Ready 2), TT 7 (Williams 3). Officials: Lee Cassell, Jeb Hartness, Chris Beaver. Attendance: 2,001.

Game 5 — Nov. 22, 2015

Mississippi State Missouri State 84
70

Coliseo Roberto Clemente • Puerto Rico

Missouri State

Player	FG	3FG	FT	RB	PF	PT	A	Min
Church	f 3-3	0-0	0-0	4	2	6	0	21
Martin	g 0-3	0-0	2-2	3	3	2	0	10
Miller	g 3-13	3-6	0-0	1	1	9	5	34
Williams	f 4-11	0-2	4-6	5	2	12	4	35
Kendrix	g 6-7	2-3	3-4	3	3	17	1	27
Ruder	0-4	0-4	0-0	0	0	0	0	19
Gerrring	0-1	0-2	2-2	3	3	4	0	17
Dixon	30-2	0-0	1-2	1	0	1	0	6
Kreklow	0-0	0-0	0-0	0	0	0	0	1
Boone	5-7	0-0	3-4	4	2	13	2	24
McCullough	2-2	0-0	2-3	2	0	6	0	6
TOTALS	24-56	5-17	17-23	33	16	70	12	200

Game 6 — Nov. 28, 2015

Mississippi State 76
Fort Valley State 51

Humphrey Coliseum • Starkville, MS

UT Martin

Player	FG	3FG	FT	RB	PF	PT	A	Min
Rowe f	2-6	0-1	0-2	4	2	4	0	25
Howard f	5-12	0-0	0-0	3	1	10	3	39
Taylor f	5-6	0-0	1-2	6	3	11	1	23
Mobley g	0-7	0-4	0-0	3	2	0	2	24
Anderson g	3-8	2-5	0-0	2	0	8	1	38
Lee	4-11	3-7	0-0	3	3	11	1	30
London	1-2	0-0	0-0	3	2	2	0	7
Martinez	0-0	0-0	0-0	0	0	0	0	3
Variste	2-3	0-0	1-2	1	2	5	1	12
TOTALS	22-55	5-17	2-6	27	15	51	9	200

Mississippi State

Player	FG	3FG	FT	RB	PF	PT	A	Min
Ware f	9-12	0-0	4-5	10	0	22	2	30
Daniels f	4-12	0-4	0-0	7	3	8	1	29
Newman g	2-10	1-4	0-0	3	2	5	3	32
Ready g	5-10	0-2	0-0	4	0	10	4	30
Sword g	3-8	0-2	2-3	2	2	8	4	24
Thomas	1-3	1-3	0-0	4	2	3	1	17
Zuppardo	2-3	0-1	0-0	4	5	4	1	13
Holmes	0-0	0-0	0-0	0	0	0	0	1
W'Spoon	6-6	2-2	2-2	3	0	16	1	18
Patterson	0-1	0-0	0-0	0	0	0	0	1
Ndoye	0-0	0-0	0-0	1	0	0	0	3
Jobe	0-0	0-0	0-0	0	0	0	0	2
TOTALS	32-65	4-18	8-10	43	14	76	17	200

Halftime: MSU 36, UTM 29. FG%: MSU 49.2%, UTM 40.0. 3FG%: MSU 22.2%, UTM 29.4%. FT%: MSU 80.0%, UTM 33.3%. Turnovers: MSU 10 (Sword, Daniels 3), UTM 12 (Four players with 2). Blocked Shots: MSU 4 (Ware 3), UTM 4 (Howard 3). Steals: MSU 19 (Ready 3), UTM 6 (Variste 3). Officials: Anthony Jordan, Ted Valentine, Karl Hess. Attendance: 7,150.

Game 7 — Dec. 2, 2015

Mississippi State 86
Texas Southern 73

Humphrey Coliseum • Starkville, MS

Texas Southern

Player	FG	3FG	FT	RB	PF	PT	A	Min
Thomas f	4-13	0-1	7-12	4	2	15	8	33
Riley f	6-10	0-4	3-4	7	2	15	2	33
Griffin f	9-17	0-0	1-5	12	3	19	1	34
Martin g	4-8	2-6	0-0	3	1	10	2	33
Coleman g	1-2	1-2	0-0	0	0	3	0	14
Blanks	2-6	1-2	0-0	1	0	5	1	30
Rodriguez	2-5	2-2	0-0	4	0	6	1	23
TOTALS	22-55	5-17	2-6	27	15	51	9	200

Mississippi State

Player	FG	3FG	FT	RB	PF	PT	A	Min
Ware f	8-11	0-0	3-3	11	2	19	2	35
Daniels f	6-11	2-2	4-4	4	3	18	3	32
W'Spoon g	2-7	1-3	0-0	1	2	5	3	23
Newman g	4-8	1-5	0-0	2	0	9	3	32
Sword g	7-12	2-5	0-0	2	5	16	2	25
Thomas	2-4	1-3	0-0	2	0	5	0	16
Zuppardo	1-2	1-2	0-0	1	1	3	1	9
Ready	5-12	1-7	0-0	4	4	11	3	28
TOTALS	35-67	9-27	7-7	29	17	86	17	200

Halftime: MSU 45, TSU 37. FG%: MSU 52.2%, TSU 45.9. 3FG%: MSU 33.3%, TSU 35.3%. FT%: MSU 100.0%, TSU 52.4%. Turnovers: MSU 7 (Sword, Ready 2), TSU 14 (Thomas 6). Blocked Shots: MSU 10 (Sword 4), TSU 2 (Griffin, Coleman). Steals: MSU 5 (Newman, Sword 2), TSU 3 (Thomas 2). Officials: Pat Adams, James Breeding, Brent Hampton. Attendance: 6,239.

Game 8 — Dec. 12, 2015

Missouri-Kansas City 72
Mississippi State 67

Municipal Auditorium • Kansas City, MO

Mississippi State

Player	FG	3FG	FT	RB	PF	PT	A	Min
Ware f	4-6	0-0	4-5	7	5	12	0	29
Newman f	6-15	4-10	2-3	4	0	18	0	34
Ready g	5-15	0-5	1-1	1	2	11	1	34
Daniels f	1-9	0-5	0-0	7	2	2	2	28
Sword g	3-7	1-4	5-8	3	5	12	5	32
Thomas	0-2	0-2	2-2	1	0	2	0	11
Zuppardo	1-2	1-1	0-0	1	1	3	2	19
W'Spoon	3-6	1-2	0-0	4	3	7	3	13
TOTALS	22-55	7-29	14-19	30	18	67	13	200

UMKC

Player	FG	3FG	FT	RB	PF	PT	A	Min
Shayok f	6-7	0-0	3-3	8	3	15	1	28
Austin f	2-7	0-0	0-0	3	1	4	2	29
Smith g	0-0	0-0	0-0	1	3	0	0	9
Boyd g	4-9	1-4	0-0	4	2	9	2	30
Harrison g	5-11	3-6	8-10	2	2	21	4	36
King	3-4	0-0	1-2	2	1	7	3	18
Steward	4-6	1-1	0-0	3	1	9	2	21
Newbill	1-3	0-0	0-0	2	0	2	0	9
Leek	0-0	0-0	0-0	0	0	0	0	1
Tillman	2-3	0-0	1-2	2	2	5	0	19
TOTALS	27-50	5-11	13-17	29	17	86	17	200

Halftime: UMKC 31, MSU 29. FG%: MSU 37.1%, UMKC 54.0. 3FG%: MSU 24.1%, UMKC 45.5%. FT%: MSU 73.7%, UMKC 76.5%. Turnovers: MSU 12 (Sword 4), UMKC 17 (Harrison 5). Blocked Shots: MSU 3 (Sword 2), UMKC 5 (Tillman 3). Steals: MSU 8 (Weatherspoon, Sword 3), UMKC 7 (Boyd 2). Officials: Ronnie Hernandez, Doran Gotchall, Brent Meaux. Attendance: 2,886.

Game 9 — Dec. 16, 2015

Mississippi State
Florida State

Donald L. Tucker Civic Center • Tallahassee, FL

Game 10 — Dec. 19, 2015

Mississippi State
Tulane

Humphrey Coliseum • Starkville, MS

Game 11 — Nov. 22, 2015

Mississippi State
Northern Colorado

Mississippi Coliseum • Jackson, MS

2015-16 Mississippi State Basketball
Mississippi State Combined Team Statistics (as of Dec 12, 2015)
All games



RECORD:	OVERALL	HOME	AWAY	NEUTRAL
ALL GAMES	4-4	3-1	0-1	1-2
CONFERENCE	0-0	0-0	0-0	0-0
NON-CONFERENCE	4-4	3-1	0-1	1-2

#	Player	gp-gs	min	avg	Total		3-Point		F-Throw		Rebounds				pf	dq	a	to	blk	stl	pts	avg
					fg-fga	fg%	3fg-fga	3fg%	ft-fa	ft%	off	def	tot	avg								
20	Gavin Ware	8-8	245	30.6	65-92	.707	0-0	.000	22-30	.733	28	34	62	7.8	25	2	7	10	13	4	152	19.0
32	Craig Sword	8-8	216	27.0	34-74	.459	8-31	.258	23-30	.767	11	10	21	2.6	29	3	22	24	13	11	99	12.4
15	I.J. Ready	8-7	248	31.0	38-92	.413	8-37	.216	15-18	.833	2	22	24	3.0	15	0	37	18	0	11	99	12.4
14	Malik Newman	7-5	199	28.4	30-78	.385	15-47	.319	9-16	.563	2	18	20	2.9	13	0	15	16	0	3	84	12.0
23	Travis Daniels	8-8	234	29.3	28-60	.467	9-23	.391	8-12	.667	25	20	45	5.6	18	0	14	10	6	0	73	9.1
11	Q. Weatherspoon	8-1	148	18.5	25-48	.521	7-18	.389	7-8	.875	4	18	22	2.8	19	0	11	6	5	7	64	8.0
04	Johnny Zuppardo	8-0	104	13.0	14-27	.519	6-11	.545	1-2	.500	8	17	25	3.1	17	1	6	4	2	6	35	4.4
01	Fred Thomas	8-3	161	20.1	10-30	.333	5-22	.227	7-8	.875	3	22	25	3.1	9	0	5	6	1	1	32	4.0
02	Demetrius Houston	1-0	6	6.0	1-1	1.000	0-0	.000	0-0	.000	0	0	0	0.0	0	0	0	0	0	0	2	2.0
22	Fallou Ndoeye	5-0	30	6.0	1-2	.500	0-0	.000	0-1	.000	4	3	7	1.4	11	0	1	2	0	0	2	0.4
24	Jett Jobe	3-0	5	1.7	0-1	.000	0-0	.000	0-0	.000	0	1	1	0.3	0	0	0	0	0	0	0	0.0
10	Carter Holmes	2-0	2	1.0	0-0	.000	0-0	.000	0-0	.000	0	0	0	0.0	0	0	0	0	0	0	0	0.0
21	Reggie Patterson	2-0	2	1.0	0-1	.000	0-0	.000	0-0	.000	0	0	0	0.0	1	0	0	0	0	0	0	0.0
Team											12	14	26					2				
Total.....		8	1600		246-506	.486	58-189	.307	92-125	.736	99	179	278	34.8	157	6	118	98	40	43	642	80.2
Opponents.....		8	1600		223-469	.475	46-133	.346	117-170	.688	92	176	268	33.5	129	-	99	97	25	52	609	76.1

TEAM STATISTICS	MS	OPP	Date	Opponent	Score	Att.
SCORING	642	609	11-13-15	EASTERN WASHINGTON	W 106-88	9931
Points per game	80.2	76.1	11-16-15	SOUTHERN UNIVERSITY	L 72-76	5895
Scoring margin	+4.1	-	11-19-15	vs Miami	L 79-105	1947
FIELD GOALS-ATT	246-506	223-469	11-20-15	vs Texas Tech	L 72-74	2001
Field goal pct	.486	.475	11-22-15	vs Missouri State	W 84-70	1492
3 POINT FG-ATT	58-189	46-133	11-28-15	UT MARTIN	W 76-51	7150
3-point FG pct	.307	.346	12-02-15	TEXAS SOUTHERN	W 86-73	6239
3-pt FG made per game	7.3	5.8	12-12-15	at UMKC	L 67-72	2886
FREE THROWS-ATT	92-125	117-170	* - Conference game			
Free throw pct	.736	.688				
F-Throws made per game	11.5	14.6				
REBOUNDS	278	268				
Rebounds per game	34.8	33.5				
Rebounding margin	+1.3	-				
ASSISTS	118	99				
Assists per game	14.8	12.4				
TURNOVERS	98	97				
Turnovers per game	12.3	12.1				
Turnover margin	-0.1	-				
Assist/turnover ratio	1.2	1.0				
STEALS	43	52				
Steals per game	5.4	6.5				
BLOCKS	40	25				
Blocks per game	5.0	3.1				
ATTENDANCE	29215	8326				
Home games-Avg/Game	4-7304	1-2886				
Neutral site-Avg/Game	-	3-1813				

Score by Periods	1st	2nd	Totals
Mississippi State	310	332	642
Opponents	320	289	609

2015-16 Mississippi State Basketball
Mississippi State Game-by-Game Highs (as of Dec 12, 2015)
All games



Opponent	Date	Score	Points	Rebounds	Assists	Steals	Blocked shots
EASTERN WASHINGTON	11-13-15	106-88	26-Gavin Ware	13-Gavin Ware	6-I.J. Ready	2-Craig Sword	3-Gavin Ware
SOUTHERN UNIVERSITY	11-16-15	72-76	16-Craig Sword	10-Travis Daniels	5-I.J. Ready	1-Q. Weatherspoon Gavin Ware Fred Thomas I.J. Ready	1-Johnny Zuppardo Craig Sword
vs Miami	11-19-15	79-105	20-Gavin Ware Craig Sword	5-Gavin Ware	4-Craig Sword I.J. Ready	1-I.J. Ready Craig Sword Q. Weatherspoon	2-Travis Daniels
vs Texas Tech	11-20-15	72-74	17-Malik Newman	9-Gavin Ware	4-Malik Newman	2-I.J. Ready	3-Craig Sword
vs Missouri State	11-22-15	84-70	25-Gavin Ware	8-Travis Daniels	11-I.J. Ready	2-I.J. Ready Craig Sword Johnny Zuppardo	1-Travis Daniels Gavin Ware
UT MARTIN	11-28-15	76-51	22-Gavin Ware	10-Gavin Ware	4-I.J. Ready Craig Sword	3-I.J. Ready	3-Gavin Ware
TEXAS SOUTHERN	12-02-15	86-73	19-Gavin Ware	11-Gavin Ware	3-Travis Daniels Q. Weatherspoon I.J. Ready Malik Newman	2-Malik Newman Craig Sword	4-Craig Sword
at UMKC	12-12-15	67-72	18-Malik Newman	7-Gavin Ware Travis Daniels	5-Craig Sword	3-Craig Sword Q. Weatherspoon	2-Craig Sword












2015-16 Mississippi State Basketball
Mississippi State Team Game-by-Game Comparison (as of Dec 12, 2015)
All games



Opponent	1st	2nd	Score	Mar	Total FG	FG Pct	3-Pointers	3FG Pct	Free Throws	FT Pct	Rebounds	Assist	T/Over	Block	Steal	Fouls
EASTERN WASHINGTON	48/51	58/37	106-88	+18	41-66/33-65	.621/.508	5-17/6-22	.294/.273	19-24/16-22	.792/.727	40/25 +15	14/9	13/11	7/0	4/8	21/20
SOUTHERN UNIVERSITY	40/45	32/31	72-76	(4)	23-60/29-62	.383/.468	11-31/6-14	.355/.429	15-23/12-20	.652/.600	44/34 +10	12/10	19/8	2/7	4/10	19/20
Miami	35/59	44/46	79-105	(26)	30-66/34-60	.455/.567	9-22/9-17	.409/.529	10-15/28-38	.667/.737	27/41 (14)	14/20	13/11	5/1	3/7	29/20
Texas Tech	32/41	40/33	72-74	(2)	27-61/26-60	.443/.433	8-27/4-18	.296/.222	10-14/18-23	.714/.783	37/36 +1	11/10	14/10	7/3	3/7	20/15
Missouri State	45/27	39/43	84-70	+14	35-59/24-56	.593/.429	5-18/5-17	.278/.294	9-13/17-23	.692/.739	28/33 (5)	20/12	10/14	2/3	7/4	19/16
UT MARTIN	36/29	40/22	76-51	+25	32-65/22-55	.492/.400	4-18/5-17	.222/.294	8-10/2-6	.800/.333	43/27 +16	17/9	10/12	4/4	9/6	14/15
TEXAS SOUTHERN	45/37	41/36	86-73	+13	35-67/28-61	.522/.459	9-27/6-17	.333/.353	7-7/11-21	1000/.524	29/41 (12)	17/15	7/14	10/2	5/3	17/8
UMKC	29/31	38/41	67-72	(5)	23-62/27-50	.371/.540	7-29/5-11	.241/.455	14-19/13-17	.737/.765	30/31 (1)	13/14	12/17	3/5	8/7	18/15

Note: Game totals are displayed in the format TEAM/OPPONENT for each category

2015-16 MISSISSIPPI STATE PLAYER BREAKDOWN

1		Fred Thomas Jr F 6-5 210 Jackson, MS	MIN 20.1	PTS 4.0	RBS 3.1	STL 0.1	FG% .333	3FG% .227	FT% .875	Notes: 90 points shy of 1,000 for career after 9 points vs. Southern. Had 10 points vs. EWU in season opener. After having 3 points vs. UT Martin, had 5 vs. Texas Southern. 2 points at UMKC.
4		Johnny Zuppardo Sr F 6-8 226 Bay St. Louis, MS	MIN 13.0	PTS 4.4	RBS 3.1	STL 0.8	FG% .519	3FG% .545	FT% .500	Notes: Had 6 points, 8 rebounds in MSU debut. 6 points, 5 rebounds vs. Southern. 6 points vs. Miami. Totaled 5 points vs. Texas Tech. 2 points, 4 rebounds vs. Missouri State. 4 points, 4 rebounds and 2 steals vs. UTM. 3 points, 1 rebound vs. Texas Southern. 3 points, 2 assists at UMKC.
5		Joe Strugg Fr F 6-9 192 Montgomery, AL	MIN	PTS	RBS	STL	FG%	3FG%	FT%	Notes: Has not played this year due to foot injury.
11		Quinnndary Weatherspoon Fr G 6-4 202 Canton, MS	MIN 18.5	PTS 8.0	RBS 2.8	AST 1.4	FG% .521	3FG% .389	FT% .875	Notes: Had 12 points, 2 rebounds, 1 assist in MSU debut. 4 points vs. Southern and Miami. 10 points, 5 rebounds vs. Texas Tech. 6 points vs. Missouri State. Career-high 16 points vs. UTM on 6-6 shooting and 2 steals and was named SEC Freshman of the Week. 5 points, 3 assists, 2 blocks vs. Texas Southern in first-career start. 7 points, 3 assists and 3 steals at UMKC.
14		Malik Newman Fr G 6-3 190 Jackson, MS	MIN 28.4	PTS 12.0	RBS 2.9	AST 2.1	FG% .385	3FG% .319	FT% .563	Notes: Made MSU debut vs. Southern and had 6 points and 3 assists. DNP vs. EWU in opener due to turf toe. 15 points vs. Miami. Earned first-career start vs. Texas Tech and responded with 17 points, 5 rebounds and 4 assists. 14 points vs. Missouri State. 5 points, 3 assists and 3 rebounds vs. UTM. 9 points, 3 assists, 2 steals vs. Texas Southern. Career-high 18 points at UMKC.
15		I.J. Ready Jr G 5-11 170 North Little Rock, AR	MIN 31.0	PTS 12.4	RBS 3.0	AST 4.6	FG% .413	3FG% .216	FT% .833	Notes: Career-high 25 points to go along with 6 assists vs. EWU. 9 points vs. Southern. 9 points, 4 assists vs. Miami. 11 points, 6 rebounds and 3 assists vs. Texas Tech. Had first-career double-double with 13 points and 11 rebounds vs. Missouri State. 10 points, 4 rebounds, 4 assists and 3 assists vs. UTM. 11 points, 3 assists vs. Texas Southern. 11 points, 1 assist and 1 steal at UMKC.
20		Gavin Ware Sr F 6-9 260 Starkville, MS	MIN 30.6	PTS 19.0	RBS 7.8	BLK 1.6	FG% .707	3FG% ---	FT% .733	Notes: Double-double with career-high 26 points and 13 rebounds vs. EWU and was named the SEC Player of the Week. 13 points vs. Southern and 4 rebounds. 20 points, 5 rebounds vs. Miami. In 35 minutes, had 15 points, 9 rebounds and 2 blocks vs. Texas Tech. 25 points vs. Missouri State. 22 points, 10 rebounds vs. UT Martin. 19 points, 11 boards vs. Texas Southern for third double-double of year, 15th for career. 12 points, 7 boards at UMKC.
22		Fallou Ndoye So F 6-10 242 Taif, Senegal	MIN 6.0	PTS 0.4	RBS 1.4	STL 0.0	FG% .500	3FG% ---	FT% .000	Notes: Logged 7 minutes and had 2 rebounds vs. EWU. 7 minutes vs. Southern and 2 rebounds. 2 rebounds vs. Miami. DNP vs. Texas Tech. 2 points in 2 minutes vs. Missouri State. 1 rebound vs. UTM. DNP vs. Texas Southern.
23		Travis Daniels Sr G 6-7 225 Tuscaloosa, AL	MIN 29.3	PTS 9.1	RBS 5.6	AST 1.8	FG% .467	3FG% .391	FT% .667	Notes: 16 points vs. EWU. Career-high 10 rebounds vs. Southern and 9 points. 5 points, 2 assists, 2 blocks and 3 rebounds vs. Miami. 6 points, 6 rebounds vs. Texas Tech. 9 points, 8 rebounds vs. Missouri State. 8 points, 7 rebounds vs. UTM. Season-high 18 points vs. Texas Southern and 3 assists. 2 points, 2 assists and 7 rebounds at UMKC.
32		Craig Sword Sr G 6-3 197 Montgomery, AL	MIN 27.0	PTS 12.4	RBS 2.6	AST 2.8	FG% .459	3FG% .258	FT% .767	Notes: Had 9 points, 4 rebounds, 3 assists, 2 blocks and 2 steals vs. EWU. 16 points vs. Southern. 20 points and 4 assists vs. Miami. 6 points, 3 blocks vs. Texas Tech. 12 points, 2 steals vs. Missouri State. 8 points, 4 assists and 2 rebounds vs. UTM. 16 points and career-high 4 blocks vs. Texas Southern. 12 points, 5 assists at UMKC.
35		Aric Holman Fr F 6-10 212 Owensboro, KY	MIN	PTS	RBS	STL	FG%	3FG%	FT%	Notes: Been out all of preseason due to a knee injury.