

**Gregg Ellis, Assistant Media Relations Director**

Humphrey Coliseum, Room 202 | 55 Coliseum Boulevard

Mississippi State, MS 39762 | Fax: 662.325.3654

Office: 662-325-3595 | Cell: 662-322-0145

E-Mail: gellis@athletics.msstate.edu | www.hailstate.com

Twitter: @HailStateMBK; @msusportsgregg; @RickRay1

Facebook: www.facebook.com/HailStateMBK

2013-14 Schedule/Results**NOVEMBER**

8	PRAIRIE VIEW A&M	W, 71-56
14	KENNESAW STATE	W, 78-55
19	MISSISSIPPI VALLEY STATE	W, 94-72
23	at Utah State	L, 87-68
27	JACKSON STATE	W, 58-56

DECEMBER

1	LOYOLA	W, 65-64
<i>Big 12/SEC Challenge</i>		
5	TCU (ESPNU)	L, 71-61
13	vs. Southeastern Louisiana [^]	W, 68-62
17	FLORIDA A&M	W, 78-65
19	FLORIDA GULF COAST (CSS)	8 pm
<i>Las Vegas Classic</i>		
22	vs. South Florida (CBS Sports Net)	7 pm
23	vs. UNLV/Santa Clara	TBA

JANUARY

2	MARYLAND EASTERN SHORE	7 pm
8	at Kentucky (SEC TV)	7 pm
11	OLE MISS (ESPN)	3 pm
15	at Alabama (SEC TV)	7 pm
18	TEXAS A&M (SEC TV)	11:30 am
22	AUBURN (ESPN3)	7 pm
25	at Ole Miss (SEC TV)	3 pm
30	FLORIDA (ESPN or ESPN2)	6 p.m.

FEBRUARY

1	at Vanderbilt (FSN)	4 pm
5	at Texas A&M (CSS)	8 pm
8	KENTUCKY (SEC TV)	12:30 pm
12	GEORGIA (FSN)	8 pm
15	at Auburn (SEC TV)	12:30 pm
19	at LSU (SEC TV)	7 pm
22	ARKANSAS (SEC TV)	3 pm
26	TENNESSEE (SEC TV)	7 pm



MARCH

1	at Missouri (SEC TV)	12:30 pm
5	at Georgia (CSS)	6 pm
8	SOUTH CAROLINA (SEC TV)	3 pm
12-16	SEC Tournament (SEC TV/ABC/ESPNU) TBA	

[^] - Tupelo, Miss (BancorpSouth Arena)**Game 10 | 8 P.M. | Humphrey Coliseum****MISSISSIPPI STATE
Bulldogs (7-2)****Head Coach:** Rick Ray**MSU Record:** 17-24, 2nd year**Career Record:** Same**Record vs. FGCU:** First Meeting**FLORIDA GULF COAST
EAGLES (5-5)****Head Coach:** Joe Dooley**FGCU Record:** 5-5, 1st year**Career Record:** 62-57, 5th year**Record vs. MSU:** First Meeting**GAME DAY
AT A GLANCE****When:** Thursday, Dec. 19, 2013**Where:** Starkville, Miss.**Venue:** Humphrey Coliseum (10,500)**Time:** 8 p.m.**TV:** CSS**Talent:** Richard Cross, Richard Williams**Sirius/XM:** 108/199**Series:** First Meeting**Last Meeting:** First Meeting**MSU vs. Atlantic Sun:** 11-3**WHAT TO NOTE AS MSU PLAYS FGCU . . .**

- ✓ Florida Gulf Coast is the second of three first-time foes for Mississippi State. Kennesaw State was the first and Maryland Eastern Shore on Jan. 2 will be the third.
- ✓ Florida Gulf Coast is one of two Atlantic Sun teams MSU will face this year, with Kennesaw State being the first.
- ✓ Against Florida A&M on Tuesday, junior college transfer Tevin Moore made his MSU debut.
- ✓ After winning 10 games all of last year, the Bulldogs are now at seven a third of the way through the schedule.
- ✓ In his last four games, **Craig Sword** is 29-of-41 shooting with 16 rebounds, 11 steals, nine assists and 85 points.
- ✓ Freshman Dre Applewhite earned his first double-double with career highs in points (14) and rebounds (11). It was the fifth double-double by an MSU player this year as Gavin Ware leads the way with three. Roquez Johnson has accounted for the other.
- ✓ Numbers do tell the story as the Bulldogs are 5-0 when out-rebounding their opponents, 5-0 when holding foes to less than 45 percent shooting and 6-0 when holding teams to 65 points or less.
- ✓ Through nine games, MSU has used four different lineups.
- ✓ In Mississippi State's seven wins, opponents are averaging just 61.4 points and 33.0 rebounds. In its two losses, foes are scoring 79.0 points and 37.5 rebounds.
- ✓ The Bulldogs lead the SEC and are 15th nationally with 9.3 steals per game. In four games, MSU has collected 10 or more steals.
- ✓ **Craig Sword** is 5th in the SEC with 1.8 steals per game.

MISSISSIPPI STATE PROJECTED STARTING 5

G.6-5.217.RFr	G.5-11.170.Fr	F.6-9.268.S0	F.6-7.210.JR	G.6-3.194.S0
2 Dre Applewhite	15 I.J. Ready	20 Gavin Ware	25 Roquez Johnson	32 Craig Sword
				
Pts.: 6.4 Rbs.: 4.4 Assts.: 1.4 Stl.: 0.8	Pts.: 6.6 Rbs.: 1.8 Assts.: 3.2 Stl.: 1.6	Pts.: 10.8 Rbs.: 8.3 Blks.: 0.7 Stl.: 1.0	Pts.: 9.2 Rbs.: 4.6 Assts.: 0.7 Stl.: 0.7	Pts.: 15.3 Rbs.: 4.1 Assts.: 2.7 Stl.: 1.8

2013-14 MEN'S BASKETBALL NOTES

Statistical Comparison

2013-14 Stats	MSU	FGCU
2013-14 Record.....	7-2	5-5
Conference Record	0-0	0-0
Scoring	71.2	68.5
Scoring Defense	65.3	67.3
Scoring Margin	+5.9	+1.2
Field Goal Pct.	46.0	46.4
Opp. FG Pct.	42.0	43.4
3-Point FG Pct.	29.7	34.1
Opp. 3-Point FG Pct.	31.5	33.3
Free Throw Pct.	63.5	60.9
Opp. FT Pct.	74.2	63.6
Rebounding Average	34.9	36.0
Opp. Rebounding Avg.	34.2	34.6
Rebound Margin	+0.7	+1.4
Assists	12.7	12.8
Turnovers	14.1	12.4
Turnover Margin	+2.8	-0.6
Steals.....	9.3	4.5
Blocked Shots.....	3.4	4.0

Statistical Leaders
Scoring

MSU	PPG	OPP	PPG
Sword	15.3	Thompson	15.9
Ware	10.8	Comer	14.1

Rebounding

MSU	RPG	OPP	RPG
Ware	8.3	Fieler	6.7
Johnson.....	4.6	Jones/Hicks	5.9

Assists

MSU	APG	OPP	APG
Ready	3.2	Comer	5.7
Sword	2.7	Fieler/Graf	1.7

Blocks

MSU	BPG	OPP	BPG
Borchert.....	1.4	Hicks	2.3
Thomas.....	1.0	Fieler	0.7

Steals

MSU	SPG	OPP	SPG
Sword	1.8	Comer	1.1
Ready	1.6	Thompson	1.0

BULLDOGS ARE 11-3 AGAINST ATLANTIC SUN FOES

Mississippi State is currently 11-3 against the 10 foes that comprise the Atlantic Sun Conference.

However, the Bulldogs have battled just five of the teams.

Mercer has been MSU's most common opponent, with the Bulldogs enjoying a 5-1 advantage.

State is 1-2 against East Tennessee State, 3-0 against Jacksonville and 1-0 versus Stetson.

In the second game of this season, the Bulldogs knocked off Kennesaw State at the Hump, 78-55.

JOHNSON EARNS FIRST START

Junior forward Roquez Johnson earned his first start of the season against Southeastern Louisiana, but was limited to just 10 minutes after straining his knee in the first half. He finished with 6 points and 3 boards.

He saw limited time vs. Florida A&M off the bench (4 minutes) and had two rebounds.

YEAR TWO MORE SMOOTH FOR SWORD

Through the first nine games of the season, sophomore guard Craig Sword has established himself as one of the top players in the SEC.

He's 12th in the SEC in scoring (15.3) and fifth in steals (1.8). He's also fourth in the league with his .565 shooting percentage.

Against Florida A&M on Tuesday, he totaled 16 points, which snapped his streak of scoring 20-plus points at three games.

SCOUTING FLORIDA GULF COAST

Florida Gulf Coast enters Thursday's game sporting a 5-5 ledger after dropping a hard-fought double-overtime decision to South Florida on Tuesday, 68-66.

Bernard Thompson finished with 32 points and Brett Comer added 15.

The Eagles were 27-of-65 shooting and had 19 turnovers. Defensively, they held USF to 29-of-72 shooting.

On the boards, FGCU held a 51-43 advantage.

LAST TIME OUT FOR MSU . . .

Mississippi State led from start to finish and improved to 6-1 at home with a 78-65 win against Florida A&M.

The Bulldogs built as much as a 26-point lead in the contest.

Craig Sword finished with a game-high 16 points, while dishing out three assists.

Dre Applewhite recorded his first double-double with a career-high 14 points and 11 rebounds to go along with his three steals. Also in double-digits were **Colin Borchert** and **Trivante Bloodman** with 10 points each.

MSU connected on 20 of its 51 shots and collected 12 steals while forcing 15 turnovers. State was also 33 of 45 at the charity stripe.

Defensively, the Bulldogs limited the Rattlers to 25-of-73 shooting.

NEXT TWO UP FOR MSU . . .

South Florida

WHEN: Sunday, Dec. 22, 2013
 TIME: 7 p.m.
 WHERE: Las Vegas
 TV: None
 SERIES: MSU leads, 2-0
 LAST MEETING: MSU, 86-81 (1-10-74)



UNLV/Santa Clara

WHEN: Monday, December 23, 2013
 TIME: 7 p.m./9:30 p.m.
 WHERE: Las Vegas
 TV: CBS Sports Network
 SERIES: MSU is 3-0 vs. Santa Clara
 MSU is 0-1 vs. UNLV



2013-14 MISSISSIPPI STATE NOTES

MSU IMPRESSIVE AT FREE THROW LINE

■ Against Florida A&M on Tuesday, Mississippi State drained 33 of its 45 free throw attempts.

The 45 attempts were the most since attempting 45 vs. Arkansas on Feb. 27, 2002, while the 33 made shots were the most since connecting on 33 against Arkansas State on Dec. 8, 2001.

Because of the many free throw attempts, the 20 made field goals tied for the fewest this year (Jackson State).

TWO TOTAL 20 IN ONE GAME

■ Against Loyola, Craig Sword had 24 points while **Roquez Johnson** finished with 20. It was the first time this season MSU had two players score 20-plus points in the same game.

Prior to that outing, the last time MSU had two players score 20-plus points in the same game was at Vanderbilt on Jan. 21, 2012, when Dee Bost had 24 points and Arnett Moultrie totaled 21.

SWORD HONORED AGAIN

■ Two weeks ago, **Craig Sword** was the Co-SEC Player of the Week, marking the third time in his career he has been honored by the SEC.

Last year, the Montgomery, Ala., native was named the SEC Freshman of the Week twice.

SWORD, JOHNSON REPRESENTING

■ First, **Craig Sword** and **Roquez Johnson** were teammates at Carver High School in Montgomery, Ala., where they won a state championship together.

Now, the two are in the Top 5 at MSU in scoring as Sword is tops 15.3 points and Johnson fourth at 9.2.

Sword had a season-high 24 points against Loyola and TCU, while Johnson has scored in double-digits five of State's eight games. Against Loyola, he had career highs in points (20) and rebounds (11).

OVERTIME AFFAIRS

■ The Loyola game marked the 104th in MSU history and the Bulldogs are 57-47 and 2-1 under Rick Ray, MSU is 2-1.

The team the Bulldogs have played the most is Alabama at 12 (6-6).

SECOND-HALF SCORING UP

■ In six of Mississippi State's nine games this season, it has scored more points in the second half.

In the first half, the Bulldogs are averaging 32.6 points, compared to 37.7 in the second half.

POINT PRODUCTION HIGH VS MVSU

■ The 94 points scored against Mississippi Valley State on Nov. 19 were the second most in the Rick Ray era.

The most came against New Orleans a year ago when the Bulldogs totaled 97.

**BULLDOGS ANNOUNCE
NEW SIGNEES**

■ In November, Rick Ray announced the signing of three future Bulldogs – Demetrius Houston, Oliver Black, and Maurice Dunlap II.

Houston is a 6-foot-7 forward out of Carver High School in Montgomery, Ala., the same high school that produced current Bulldogs **Craig Sword** and **Roquez Johnson**. Black is a power forward from Jackson who is currently at IMG Academy in Florida, while Dunlap is a guard from Amanda Elzy High in Greenwood.

**MSU TO MAKE APPEARANCE IN
LAS VEGAS CLASSIC IN DECEMBER**

■ Sunday, Mississippi State will travel to Nevada to participate in the Continental Tire Las Vegas Classic.

The Bulldogs open with South Florida and will then play either Santa Clara or UNLV.

MSU last played in the Classic in 2001, posting a 3-1 mark with wins against UL-Monroe, Richmond and Illinois-Chicago while losing to Cincinnati.

**BULLDOGS 2013-14 ROSTER
FEATURES FEW NEW FACES**

■ The Bulldogs roster features just one new scholarship player eligible for this season - freshman point guard I.J. Ready.

The Bulldogs also signed Fallou Ndoeye, but he is redshirting this season.

Back from injury, though, are redshirt freshman Dre Applewhite and Jacoby Davis, who missed all of last year due to injuries.

BULLDOGS IN THE NBA

■ MSU currently has one player on an NBA roster — Arnett Moultrie.

Moultrie is with the Philadelphia 76ers but is out with an ankle injury until January.

Jarvis Varnado, who was with the Miami Heat during their championship run last year, is with the Iowa Energy of the NBADL.

2013-14 MISSISSIPPI STATE PLAYER BREAKDOWN

1




FRED THOMAS • So • G • 6-5 • 206 • Jackson, MS

MIN	PTS	RBS	AST	FG%	3FG%	FT%
29.3	7.4	3.8	1.4	39.6	22.6	52.6

Sat out the season opener. ... Against Kennesaw State, led all scorers with 17 points. ... Had 11 points vs. JSU and season-best 6 boards. ... Came off the bench to score 5 points and grab 6 rebounds vs. Florida A&M.

2



DRE APPLEWHITE • RFr • G • 6-5 • 217 • Memphis, TN

MIN	PTS	RBS	BLK	FG%	3FG%	FT%
18.4	6.4	4.4	0.1	45.5	37.5	67.6

Collegiate debut featured 9 points, 9 boards vs. Prairie View. ... Had career-high 10 points at Utah State. ... Started last two games and had first double-double with 14 points and 11 rebounds vs. Florida A&M.

3




COLIN BORCHERT • Sr • F • 6-8 • 231 • Phoenix, AZ

MIN	PTS	RBS	AST	FG%	3FG%	FT%
26.7	9.3	3.7	1.3	41.1	31.7	91.7

One of four MSU players scoring in double-digits at 12.8 points. ... Had season-best 5 boards vs. JSU. ... Has at least 2 blocks in five games this year. ... Season-high 7 rebounds vs. SELA.

4



TRIVANTE BLOODMAN • Jr • G • 6-0 • 182 • Bronx, NY

MIN	PTS	RBS	AST	FG%	3FG%	FT%
25.1	5.8	2.3	2.4	48.5	20.0	70.4

Totalled 11 points vs. Kennesaw State. ... Started all 32 games last year and led MSU with 931 minutes. ... Started 5 of 9 games. ... Had 10 points vs. FAMU and was 8-9 at FTL.

11



JACOBY DAVIS • RFr • G • 6-1 • 191 • Charlotte, NC

MIN	PTS	RBS	AST	FG%	3FG%	FT%
8.4	2.4	0.6	0.4	31.3	35.7	66.7

Saw first-career action vs. Kennesaw State. ... Scored first-career points against MVSU. ... Tied career-high with 6 points vs. JSU by 2 of 3 beyond the arc. Did not play vs. SELA but played five minutes vs. Florida A&M.

15



I.J. READY • Fr • G • 5-11 • 170 • North Little Rock, AR

MIN	PTS	RBS	AST	FG%	3FG%	FT%
25.0	6.6	1.8	3.2	40.6	41.2	.000

Missed four games with strained hamstring. ... came back against TCU and scored 9 points. ... Opened collegiate debut with 14 points against Prairie View. ... Had 4 assists vs. SELA and Florida A&M

20



GAVIN WARE • So • F • 6-9 • 268 • Starkville, MS

MIN	PTS	RBS	BLK	FG%	3FG%	FT%
26.4	10.8	8.3	0.7	55.7	.000	55.9

Totalled third double-double and fifth of career at Utah State. ... After being held scoreless against Loyola, has responded with 9 points in each game vs. TCU, SELA and Florida A&M.

24



TYSON CUNNINGHAM • Sr • G • 6-3 • 197 • Columbus, MS

MIN	PTS	RBS	AST	FG%	3FG%	FT%
11.3	2.0	0.4	0.6	38.9	22.2	1.000

Drained two 3-pointers against Loyola and had season-high 6 points. ... Had 4 points vs. Florida A&M and attempted first two free throws of the year, making both.

25



ROQUEZ JOHNSON • Jr • F • 6-7 • 210 • Montgomery, AL

MIN	PTS	RBS	AST	FG%	3FG%	FT%
20.7	9.2	4.6	0.7	51.9	.000	60.0

Had first double-double with career highs in points (20) and rebounds (11) against Loyola. ... Drew first start this year vs. SELA and hurt knee in first half and saw just four minutes vs. Florida A&M.

32



CRAIG SWORD • So • G • 6-3 • 194 • Montgomery, AL

MIN	PTS	RBS	AST	FG%	3FG%	FT%
27.4	15.3	4.1	2.7	56.5	30.0	63.3

Has scored 20-plus points three times and in double-digits eight times. ... Had game-winning points vs. JSU and Loyola. ... SEC Player of the Week two weeks ago. ... Fifth in SEC with 1.8 steals.

MSU COACH RICK RAY

Head Coach Rick Ray

- On April 1, 2012, Rick Ray was named the 19th head coach in Mississippi State history.
- In his first season at MSU, produced two players to the SEC All-Freshman team — Gavin Ware and Craig Sword.
- On the staff of three different teams that have advanced to the NCAA Tournament — Indiana State, Purdue and Clemson.
- As an assistant at Clemson for two years, the Tigers won 38 games and advanced to the second round of the NCAA Tournament in 2011.
- During his time at Purdue as an assistant, the Boilermakers won 103 games in four years.
- All four teams at Purdue earned a berth in the NCAA Tournament, with the last two advancing to the Sweet 16.
- The 2009 Purdue team won 28 games and the Big 10 Tournament en route to garnering a No. 5 seed.
- While at Purdue, Ray was an assistant with second-year Tennessee coach Cuonzo Martin.
- The 2007 Purdue recruiting was considered one of the tops in the country, earning national rankings of No. 5 and No. 6 by Scout and Rivals, respectively.
- Ray was an assistant at Indiana State for seven years.
- In 2000 and 2001, the Sycamores won 20-plus games and made the NCAA Tournament.
- In 2000, the ISU won the Missouri Valley Conference regular-season title with a 14-4 ledger.
- In 2001, Indiana State won the MVC Tournament before upsetting Oklahoma in the first round of the NCAA Tournament.
- Ray also spent two seasons at Northern Illinois (2005 and 2006).
- Ray's first coaching job was at Nebraska-Omaha.
- Ray and his wife, Breyana, have two sons, Deacon and Mason, and one daughter, Katriece.



Rick Ray Year-By-Year

2012-13	Result/Score
N. 9 at Troy	L, 56-53
N. 13 FLORIDA ATLANTIC	W, 78-58
N. 19 North Carolina	L, 95-49
N. 20 Marquette	L, 89-62
N. 21 Texas	L, 69-55
N. 27 ALCORN STATE	W, 60-52
D. 1 at Providence	L, 73-63
D. 4 TEXAS-SAN ANTONIO	W, 53-42
D. 15 at Loyola Chicago	L, 59-51
D. 22 Central Arkansas (Jackson, MS)	W, 79-72
D. 30 ALABAMA A&M	L, 59-57
J. 3 NEW ORLEANS	W, 97-46
J. 9 SOUTH CAROLINA	W, 56-54
J. 12 +at Georgia	W, 72-61
J. 16 +ALABAMA	L, 75-43
J. 19 +at Tennessee	L, 72-57
J. 23 +at Arkansas	L, 96-70
J. 26 +FLORIDA	L, 82-47
J. 30 +TEXAS A&M	OT L, 55-49
F. 2 +LSU	L, 69-68
F. 6 +at Ole Miss	L, 93-75
F. 9 +at Florida	L, 83-58
F. 13 +MISSOURI	L, 78-36
F. 16 +at LSU	L, 80-68
F. 20 +at Alabama	L, 64-56
F. 23 +VANDERBILT	L, 72-31
F. 27 +at Kentucky	L, 85-55
M. 2 +OLE MISS	W, 73-67
M. 6 +at South Carolina	L, 79-72
M. 9 +AUBURN	OT W, 74-71
M. 13 South Carolina*	W, 70-59
M. 14 Tennessee*	L, 69-53

Rick Ray vs. All Opponents

Alabama	0-2
Alabama A&M	0-1
Alcorn State	1-0
Arkansas	0-1
Auburn	1-0
Central Arkansas	1-0
Florida	0-2
Florida Atlantic	1-0
Florida A&M	1-0
Georgia	1-0
Jackson State	1-0
Kennesaw State	1-0
Kentucky	0-1
Loyola Chicago	1-1
LSU	0-2
Marquette	0-1
Mississippi Valley State	1-0
Missouri	0-1
New Orleans	1-0
North Carolina	0-1
Ole Miss	1-1
Prairie View A&M	1-0
Providence	0-1
South Carolina	2-1
Southeastern Louisiana	1-0
TCU	0-1
Tennessee	0-2
Texas	0-1
Troy	0-1
Texas A&M	0-1
Texas-San Antonio	1-0
Utah State	0-1
Vanderbilt	0-1
TOTAL:	17-24

MSU Under Rick Ray

	2013-14	Total
Leads at Halftime	4-0	12-3
Trails at Halftime	2-2	2-21
Is Tied at Halftime	1-0	3-0
Shoots 45% or better from the field	4-1	10-4
Shoots less than 45% from the field	3-1	7-20
Opp. shoots less than 45% from the field	5-0	15-6
Opp. shoots 45% or better from the field	2-2	2-18
Outrebounds (or ties) the opponent	5-0	9-5
Outrebounded by the opponent	2-2	8-19
Fewer (or ties) TOs than opponent	4-2	10-10
More TOs than opponent	3-0	7-14
Holds opponents to 65 points or less	6-0	13-5
In games decided by 10 points or less	3-1	7-9
All Games	7-2	17-24
Home Games	6-1	13-8
Road Games	0-1	1-12
Neutral-sites	1-0	3-4
Non-SEC Games	7-2	12-9
Non-SEC Home Games	6-1	10-2
Non-SEC Road Games	0-1	0-4
Non-SEC Neutral-site Games	1-0	2-3
SEC Games		4-14
SEC Home Games		3-6
SEC Road Games		1-8
SEC Tournament		1-1
November Games	4-1	6-5
December Games	3-1	5-4
January Games		3-5
February Games		0-8
March Games		3-2
Monday Games		0-1
Tuesday Games	2-0	5-1
Wednesday Games	1-0	3-9
Thursday Games	1-1	2-2
Friday Games	2-0	2-1
Saturday Games	0-1	4-8
Sunday Games	1-0	1-1
Overtime Games	1-0	2-1
Television Games	0-1	6-21
Games vs. Ranked Opponents		0-4

MISSISSIPPI STATE BASKETBALL

GENERAL INFORMATION

Location: _____ Starkville, Mississippi
Founded: _____ February 28, 1878
Enrollment: _____ 20,424
Conference: _____ SEC
Nickname: _____ Bulldogs
Colors: _____ Maroon (PMS 202) & White
Arena: _____ Humphrey Coliseum (10,500)
President: _____ Dr. Mark E. Keenum
Director of Athletics: _____ Scott Stricklin
Faculty Representative: _____ Dr. Steven C. Turner
Web Site: _____ www.hailstate.com
Twitter: _____ @HailStateMBK

BASKETBALL HISTORY

First Year of Basketball: _____ 1908-09
Number of Seasons: _____ 102
All-Time Record: _____ 1,327-1,106
All-Time SEC Record: _____ 559-785
Total Number of Head Coaches: _____ 19
Humphrey Coliseum Record: _____ 394-152
20-Win Seasons: _____ 17
NCAA Tournament Appearances: _____ 10
NCAA Tournament Record: _____ 11-10
NCAA Tournament Final Fours: _____ 1
(1996, lost to Syracuse 77-69 in semis)
NIT Appearances: _____ 8
NIT Record: _____ 7-8
NIT Final Fours: _____ 1
(2007, lost 63-62 to West Virginia in semis)
SEC Championships: _____ 6
(2004, 1991, 1963, 1962, 1961, 1959)
SEC Tournament Championships: _____ 3
(2009, 2002 and 1996)
SEC Tournament Record: _____ 28-49
SEC Western Division Titles: _____ 7
(2010, 2008, 2007, 2004, 2003, 1996, 1995)

BASKETBALL STAFF

Head Coach: _____ Rick Ray
Alma Mater, Year: _____ Grand View College, 1994
Record at MSU/Years: _____ 17-24
Career Record/Years: _____ Same
Phone: _____ 662-325-3800
Assistant Coach: _____ Wes Flanigan
Assistant Coach: _____ Chris Hollender
Assistant Coach: _____ George Brooks
Director of Operations: _____ Adam Gordon
Video Coordinator: _____ Adam Bauman
Strength Coach: _____ Richard Akins
Athletic Trainer: _____ Scotty Johnson
Graduate Manager: _____ Nick Lagroon
Administrative Asst.: _____ Suzanne Cook
Media Relations Contact: _____ Gregg Ellis
Office Phone: _____ 662-325-3595
Cell Phone: _____ 662-322-0145
Fax: _____ 662-325-3654
Email: _____ gellis@athletics.msstate.edu
Twitter: _____ @msusportsgregg

TEAM INFORMATION

2012-13 Overall Record _____ 10-22
2011-12 SEC Record _____ 4-14
SEC Finish: _____ T13th
National Ranking: _____ n/a
Starters Returning/Lost: _____ 5/0
Letterwinners Returning/Lost: _____ 7/3
Newcomers: _____ 7
Roster (Sr./Jr./So./Fr.): _____ (2/3/3/6)

GAME 10: FLORIDA GULF COAST

MSU KNOWS HOW TO WIN GAMES AT 'THE HUMP'

Over the course of the last decade, Mississippi State's Humphrey Coliseum has become a difficult venue for opposing teams. Last year, MSU was 7-7 and won its last two against Ole Miss and Auburn. This year, MSU is 6-1.

The Bulldogs have compiled a 37-season composite record of 394-152 (.722) at "The Hump" since Mississippi State's basketball facility opened prior to the 1975-76 campaign.

TRACKING MSU'S HOME SUCCESS UNDER RICK RAY

Season	Overall		SEC		Non-SEC	
	Record	Win %	Record	Win %	Record	Win %
2012-13	7-7	.500	3-6	.333	4-1	.800
2013-14	6-1	.857			6-1	.857
Totals	13-8	.619	3-6	.333	10-2	.833

A LOOK AT THE HISTORY OF HUMPHREY COLISEUM



LARGEST CROWDS AT THE HUMP

Crowd	Opponent	Date
10,788	Kentucky	2-16-10
10,735	Ole Miss	2-7-04
10,645	Ole Miss	2-23-02
10,541	Florida	1-7-03
10,458	Auburn	3-2-04
10,437	Alabama	2-21-04
10,432	Alabama	3-5-05
10,432	Kentucky	1-13-04
10,429	Ole Miss	2-15-03
10,421	Ole Miss	1-26-08
10,412	Ole Miss	1-13-09
10,364	Ole Miss	2-9-12
10,338	Florida	1-24-07
10,315	Kentucky	1-9-96

INDIVIDUAL MSU RECORDS AT THE HUMP

Most Points Scored
40, Rickey Brown (Auburn, 3-7-77)

Most Rebounds
24, Wiley Peck (Alabama, 1-27-79)

Most Assists
15, Al Perry (Vanderbilt, 1-29-77)

TEAM MSU RECORDS AT THE HUMP

Most Points Scored
123, Troy State (12-5-95)

Most Rebounds
75, Mississippi Valley St. (11-21-00)

Most Consecutive Wins
14, 1-22-03 to 1-10-04

MISSISSIPPI STATE ROSTER/MEDIA INFORMATION

Media Information**Credentials**

◆Media members may obtain both season credentials and game-by-game passes by contacting Gregg Ellis at 662.325.3595.

Radio Network

◆Bulldog fans can catch all of MSU's games on the radio with the veteran broadcast talent of Jim Ellis (play-by-play), along with Bart Gregory serving as the color analyst.

There will also be a 30-minute pregame show featuring first-year coach Rick Ray along with a post-game show as well.

Rick Ray Show

◆In its second year is "Mississippi State Basketball with Rick Ray" a 30-minute television program featuring MSU's second-year coach Rick Ray and his 2013-14 squad.

Hosted by veteran sportscaster Jim Ellis, the weekly show will feature game highlights, player interviews, scouting reports on upcoming opponents and court-side profiles showcasing interesting aspects of the MSU basketball program.

Under the direction of producer/director Bennie Ashford, the 30-minute television program is a production of the Bulldog Sports Network in conjunction with the Mississippi State University Television Center. The first show airs in January.

SEC Teleconference

◆The SEC's weekly teleconference is every Monday and will be coordinated through the SEC media relations office. To participate, contact Craig Pinkerton of the SEC at 205-458-3038. Rick Ray is scheduled for 11:17 a.m. CT.

Social Networking

◆Media and Bulldog fans can follow MSU tweets this year at both @msusportsgregg and @HailStateMBK, in addition to @RickRay1.

You can also follow MSU online at hailstate.com.

2013-14 MISSISSIPPI STATE ROSTER**Numerical Roster**

No.	Name	Pos.	Ht.	Wt.	Yr.	Exp.	Hometown
1	Fred Thomas	G	6-5	206	So.	1L	Jackson, MS (Jim Hill HS)
2	Dre Applewhite	G	6-5	217	RFr.	HS	Memphis, TN (Central HS)
3	Colin Borchert	F	6-8	231	Sr.	1L	Phoenix, AZ (East Miss CC)
4	Trivante Bloodman	G	6-0	182	Jr.	1L	Bronx, NY (Olney Central College)
10	Dallas Prater	G	6-3	170	Fr.	HS	Jackson, MS (St. Andrews)
11	Jacoby Davis	G	6-1	191	RFr.	HS	Charlotte, NC (West Charlotte HS)
13	Tevin Moore	G	6-3	185	Jr.	JC	Olive Branch, MS (Northwest CC)
15	I.J. Ready	G	5-11	170	Fr.	HS	Little Rock, AR (Parkview HS)
20	Gavin Ware	F	6-9	268	So.	1L	Starkville, MS (Starkville HS)
24	Tyson Cunningham	G	6-3	197	Sr.	2L	Columbus, MS (Columbus HS)
25	Roquez Johnson	F	6-7	210	Jr.	2L	Montgomery, AL (G.W. Carver HS)
32	Craig Sword	G	6-3	194	So.	1L	Montgomery, AL (G.W. Carver HS)
33	Kyle Dobbs	G	6-6	160	Fr.	HS	Grayson, GA (Grayson HS)

Alphabetical Roster

No.	Name	Pos.	Ht.	Wt.	Yr.	Exp.	Hometown
2	Dre Applewhite	G	6-5	217	RFr.	HS	Memphis, TN (Central HS)
4	Trivante Bloodman	G	6-0	182	Jr.	1L	Bronx, NY (Olney Central College)
3	Colin Borchert	F	6-8	231	Sr.	1L	Phoenix, AZ (East Miss CC)
24	Tyson Cunningham	G	6-3	197	Sr.	2L	Columbus, MS (Columbus HS)
11	Jacoby Davis	G	6-1	191	RFr.	HS	Charlotte, NC (West Charlotte HS)
33	Kyle Dobbs	G	6-6	160	Fr.	HS	Grayson, GA (Grayson HS)
25	Roquez Johnson	F	6-7	210	Jr.	2L	Montgomery, AL (G.W. Carver HS)
13	Tevin Moore	G	6-3	185	Jr.	JC	Olive Branch, MS (Northwest CC)
10	Dallas Prater	G	6-3	170	Fr.	HS	Jackson, MS (St. Andrews)
15	I.J. Ready	G	5-11	170	Fr.	HS	Little Rock, AR (Parkview HS)
32	Craig Sword	G	6-3	194	So.	1L	Montgomery, AL (G.W. Carver HS)
1	Fred Thomas	G	6-5	206	So.	1L	Jackson, MS (Jim Hill HS)
20	Gavin Ware	F	6-9	268	So.	1L	Starkville, MS (Starkville HS)

HEAD COACH:

Rick Ray (Grand View College [IA], 1994; 2nd year)

ASSISTANTS:

Wes Flanigan (Auburn, 1997; 2nd year)

Chris Hollender (Evansville, 1998; 2nd year)

George Brooks (Mississippi State, 1997; 4th year)

OPERATIONS:

Adam Gordon (Tampa, 2006; 2nd year)

STRENGTH & CONDITIONG:

Richard Akins

TRAINER:

Scotty Johnson

Pronunciation Guide

TRIVANTE BLOODMAN: TRA-VON-TAY
COLIN BORCHERT: BORE-CHERT

MISSISSIPPI STATE BY THE NUMBERS

GAME-BY-GAME SPECIALTY STATS (MSU First)						GAME-BY-GAME LEAD/DEFICIT			
<i>Opponent</i>	<i>Bench</i>	<i>Paint</i>	<i>Off TO</i>	<i>2nd Chance</i>	<i>Fast Break</i>	<i>Opponent</i>	<i>Largest Lead</i>	<i>Largest Deficit</i>	<i>Final Score</i>
Prairie View	20/23	42/26	26/12	17/12	6/6	Prairie View	16 (45-29, 2nd)	Never Trailed	W, 71-56
Kennesaw State	24/15	34/24	27/13	12/6	18/2	Kennesaw State	23 (78-55, 2nd)	4 (14-18, 1st)	W, 78-55
Mississippi Valley	31/19	54/36	16/6	13/7	18/6	Mississippi Valley	27 (93-66, 2nd)	Never Trailed	W, 94-72
Utah State	19/24	34/18	16/18	8/16	6/6	Utah State	Never Led	21 (66-87, 2nd)	L, 87-68
Jackson State	19/17	32/28	13/12	14/11	2/0	Jackson State	5 (39-34, 2nd)	7 (0-7, 1st)	W, 58-56
Loyola	26/19	26/34	18/12	6/7	2/2	Loyola	6 (44-38, 2nd)	7 (11-18, 1st)	W, 65-64 OT
TCU	23/31	34/24	12/17	12/3	6/8	TCU	2 (2-0, 1st)	18 (27-45, 2nd)	L, 71-61
SE Louisiana	23/18	34/32	12/13	5/12	8/0	SE Louisiana	12 (12-2, 1st)	6 (36-42, 2nd)	W, 68-62
Florida A&M	21/37	28/28	14/6	13/11	6/8	Florida A&M	26(57-31, 2nd)	Never Trailed	W, 78-65
Florida Gulf Coast						Florida Gulf Coast			
South Florida						South Florida			
UNLV/Santa Clara						UNLV/Santa Clara			
Maryland E. Shore						Maryland E. Shore			
Kentucky						Kentucky			
Ole Miss						Ole Miss			
Alabama						Alabama			
Texas A&M						Texas A&M			
Auburn						Auburn			
Ole Miss						Ole Miss			
Florida						Florida			
Vanderbilt						Vanderbilt			
Texas A&M						Texas A&M			
Kentucky						Kentucky			
Georgia						Georgia			
Auburn						Auburn			
LSU						LSU			
Arkansas						Arkansas			
Tennessee						Tennessee			
Missouri						Missouri			
Georgia						Georgia			
South Carolina						South Carolina			
SEC Tournament						SEC Tournament			

Mississippi State Scoring By The Half

Team	1st Half	2nd Half
Prairie View	38	33
Kennesaw State	35	43
Mississippi Valley State	44	50
Utah State	28	40
Jackson State	23	35
Loyola	29	27
TCU	22	39
Southeastern Louisiana	32	36
Florida Gulf Coast	42	36

Lowest First Half: 22, TCU
Highest First Half: 44, Mississippi Valley State
Lowest Second Half: 27, Loyola
Highest Second Half: 50, Mississippi Valley State

Opponent Scoring By The Half

Team	1st Half	2nd Half
Prairie View	28	28
Kennesaw State	31	24
Mississippi Valley State	29	43
Utah State	44	43
Jackson State	28	28
Loyola	29	27
TCU	34	37
Southeastern Louisiana	33	29
Florida A&M	27	38

Lowest First Half: 28, Prairie View and Jackson St.
Highest First Half: 44, Utah State
Lowest Second Half: 24, Kennesaw State
Highest Second Half: 43, MVSU and Utah State

MISSISSIPPI STATE BY THE NUMBERS

MSU'S 2013-14 RECORD WHEN . . .

Leads at Halftime	4-0
Trails at Halftime	2-2
Is Tied at Halftime	1-0
Shoots 45% or better from the field	4-1
Shoots less than 45% from the field	3-1
Opp. shoots less than 45% from the field	5-0
Opp. shoots 45% or better from the field	2-2
Outrebounds (or ties) the opponent	5-0
Outrebounded by the opponent	2-2
Fewer (or ties) TOs than opponent	4-2
More TOs than opponent	3-0
Holds opponents to 65 points or less	6-0
In games decided by 10 points or less	3-1

MSU'S 2013-14 RECORD IN . . .

All Games	7-2
Home Games	6-1
Road Games	0-1
Neutral-sites	1-0
Non-SEC Games	7-2
Non-SEC Home Games	6-1
Non-SEC Road Games	0-1
Non-SEC Neutral-site Games	1-0
SEC Games	0-0
SEC Home Games	0-0
SEC Road Games	0-0
SEC Tournament	0-0
November Games	4-1
December Games	3-1
January Games	0-0
February Games	0-0
March Games	0-0
Monday Games	0-0
Tuesday Games	2-0
Wednesday Games	1-0
Thursday Games	1-1
Friday Games	2-0
Saturday Games	0-1
Sunday Games	1-0
Overtime Games	1-0
Television Games	0-1
Games vs. Ranked Opponents	0-0

MISC. 2013-14 TEAM STATS

Largest Lead Surrendered in Loss:

2, TCU 912-5-13)

Largest Deficit Overcome in Win:

7, Loyola (12-1-13) and Jackson State (11-27-13)

Largest Lead at Anytime:

27, Mississippi Valley State (11-19-13)

Largest Deficit Anytime:

21, Utah State (11-23-13)

MISCELLANEOUS MSU INDIVIDUAL STATISTICS

Games Scoring in Double Figures: Sword 7, Johnson 5, Ware 3, Borchert 4, Thomas 2, Bloodman 2, Applewhite 2, Ready

Games Scoring 20-plus Points: Sword 3, Ware, Johnson

Games Scoring 30-plus Points:

Games Rebounding in Double Figures: Ware 4, Johnson, Applewhite

Games With Double Figures in Assists:

Games With Double-Doubles: Ware 3, Johnson, Applewhite

Games With Triple-Doubles:

Games As Team High Scorer (or co-leader): Sword 5, Ware 3, Thomas

Games As Team High Rebounder (or co-leader): Ware 6, Johnson 2, Borchert, Applewhite

Games As Team Leader in Assists (or co-leader): Bloodman 3, Ready 3, Sword 2, Applewhite, Borchert

Games As Team Leader in Steals (or co-leader): Sword 4, Ready 2, Ware 2, Bloodman 2, Applewhite 2, Johnson, Thomas, Cunningham

Games As Team Leader in Blocks (or co-leader): Borchert 6, Thomas 3, Sword Applewhite, Ware

Games As Team Leader in Turnovers (or co-leader): Sword 4, Applewhite 4, Thomas 3, Ready, Ware

MSU'S RECORD BY STARTING LINEUP

Ready, Applewhite, Sword, Borchert, Ware	2-0
Ready, Thomas, Sword, Borchert, Ware	1-0
Bloodman, Thomas, Sword, Borchert, Ware	3-2
Ready, Applewhite, Sword, Ware, Johnson	1-0

GAME-BY-GAME STARTERS

<u>Opponent</u>	<u>Date</u>	<u>Guard</u>	<u>Guard</u>	<u>Guard</u>	<u>Forward</u>	<u>Forward</u>	<u>Record</u>
Prairie View	11/08/13	Ready	Applewhite	Sword	Borchert	Ware	1-0
Kennesaw State	11/14/13	Ready	Thomas	Sword	Borchert	Ware	2-0
Mississippi Valley	11/19/13	Bloodman	Thomas	Sword	Borchert	Ware	3-0
Utah State	11/23/13	Bloodman	Thomas	Sword	Borchert	Ware	3-1
Jackson State	11/27/13	Bloodman	Thomas	Sword	Borchert	Ware	4-1
Loyola	12/01/13	Bloodman	Thomas	Sword	Borchert	Ware	5-1
TCU	12/05/13	Bloodman	Thomas	Sword	Borchert	Ware	5-2
SE Louisiana	12/13/13	Ready	Applewhite	Sword	Johnson	Ware	6-2
Florida A&M	12/17/13	Ready	Applewhite	Sword	Borchert	Ware	7-2
Florida Gulf Coast							
South Florida							
UNLV/Santa Clara							
Maryland E. Shore							
Kentucky							
Ole Miss							
Alabama							
Texas A&M							
Auburn							
Ole Miss							
Florida							
Vanderbilt							
Texas A&M							
Kentucky							
Georgia							
Auburn							
LSU							
Arkansas							
Tennessee							
Missouri							
Georgia							
South Carolina							
SEC Tournament							

2013-14 Win-Loss Differential

Diff.	1	2	3	4	5	6	7	8	9	10	11	12	13	14	15	16	17	18	19	20	21	22	23	24	25+
Won	1	1				1						1			1							1	1		
Lost										1										1					

MISSISSIPPI STATE BY THE NUMBERS

SEC ROAD RECORDS LAST 16 YEARS

Team	Record	Pct.
1. Kentucky	72-49595
2. Florida	64-57529
3. Tennessee	55-66455
4. Mississippi State	41-80339
5. Vanderbilt	38-83314
6. LSU	37-84306
7. Alabama	36-85289
T8. Georgia	29-92240
T8. Ole Miss	29-92240
10. Auburn	28-93231
11. South Carolina	25-96207
12. Arkansas	24-97198
13. Texas A&M	3-6333
14. Missouri	2-7222

DIFFERENCE BETWEEN WINNING AND LOSING

Wins	Stat	Losses
73.1	Points	64.5
61.4	Opp. Points	79.0
+11.7	Scoring Margin	-14.5
46.5%	FG%	44.2
40.3%	Opp. FG%	49.0
31.7%	3FG%	23.5
27.2%	Opp. 3FG%	45.9
37.0	Rebounds	27.5
33.3	Opp. Rebounds	37.5
+3.7	Rebound Margin	-10.0
12.4	Assists	13.5
14.0	Turnovers	14.5
9.4	Steals	9.0
3.6	Blocks	3.0

MSU Season and Career Totals

	2013-14	Career
Double-Figure Scoring		
Gavin Ware	3 (2-1)	17 (7-10)
Trivante Bloodman	2 (2-0)	8 (3-5)
Roquez Johnson	5 (5-0)	19 (12-7)
Craig Sword	8 (6-2)	23 (13-10)
Fred Thomas	2 (2-0)	17 (7-10)
Colin Borchert	4 (3-1)	17 (8-9)
I.J. Ready	1 (1-0)	1 (1-0)
Cunningham		1 (1-0)
Dre Applewhite	2 (2-1)	2 (1-1)
20-Plus Point Games		
Gavin Ware	1 (1-0)	2 (2-0)
Craig Sword	3 (2-1)	5 (2-3)
Colin Borchert		2 (2-0)
Fred Thomas		1 (1-0)
Roquez Johnson	1 (1-0)	1 (1-0)
30-Plus Point Games		
10-Plus Rebound Games		
Gavin Ware	4 (3-1)	7 (5-2)
Colin Borchert		2 (2-0)
Roquez Johnson	1 (1-0)	1 (1-0)
Dre Applewhite	1 (1-0)	1 (1-0)
Double-Doubles		
Gavin Ware	3 (2-1)	5 (3-2)
Roquez Johnson	1 (1-0)	1 (1-0)
Colin Borchert		1 (1-0)
Dre Applewhite	1 (1-0)	1 (1-0)
3-Plus 3-Point Games		
Fred Thomas	1 (1-0)	5 (3-2)
Tyson Cunningham		1 (0-1)
I.J. Ready	1 (0-1)	1 (0-1)
Colin Borchert	2 (1-1)	5 (3-2)
10-Plus 3-Point Attempt Games		
Thomas		1 (0-1)
3-Plus Steal Games		
I.J. Ready	2 (2-0)	2 (2-0)
Colin Borchert		3 (2-1)
Fred Thomas	1 (1-0)	9 (5-4)
Craig Sword	2 (1-1)	10 (5-5)
Roquez Johnson		1 (0-1)
Tyson Cunningham		1 (1-0)
Trivante Bloodman	1 (1-0)	3 (1-2)
Gavin Ware	1 (1-0)	1 (1-0)
Dre Applewhite	1 (1-0)	1 (1-0)
5-Plus Block Games		
Ware		1 (0-1)
5-Plus Made Free Throws		
Trivante Bloodman	2 (2-0)	10 (6-4)
Roquez Johnson	2 (2-0)	10 (6-4)
Craig Sword	3 (2-1)	8 (5-3)
Fred Thomas		3 (1-2)
Gavin Ware	1 (1-0)	3 (2-1)
Colin Borchert		1 (1-0)
Dre Applewhite	1 (1-0)	1 (1-0)

Note: Record in games in ()

THE LAST TIME . . .

THE LAST TIME AN MSU PLAYER ...

Scored 30 or more points in a game:

32, Ravern Johnson vs. Tenn. St. (11-12-10)

Scored 33 or more points in a game:

33, Ravern Johnson vs. Troy (11-26-10)

Scored 34 or more points in a game:

34, Arnett Moultrie vs. UMass (3-13-12)

Scored 35 or more points in a game:

36, Jeff Malone at Ole Miss (2-19-83)

Scored 37 or more points in a game:

39, Jeff Malone vs. Alabama (1-31-83)

Scored 40 or more points in a game:

40, Rickey Brown vs. Auburn (3-7-77)

Scored 20+ points in back-to-back games:

Craig Sword (24 vs. Loyola 12-01-13; 24 vs. TCU (12-05-13)

Scored 20+ points in three-consecutive games:

Craig Sword (24 vs. Loyola, 12-01-13; 24 vs. TCU, 12-05-13; 22 vs. SELA, 12-13-13)

Scored 20+ points in five-consecutive games:

Jeff Malone, 1982-83 (11 consecutive)

Scored 30+ points in back-to-back games:

Jeff Malone (36 at Ole Miss & 30 vs. Georgia, 1982-83)

Scored 30+ points in three-consecutive games:

Jeff Malone (33 at LSU; 36 at Ole Miss & 30 vs. Georgia, 1982-83)

Made 10 field goals in a game:

10, Arnett Moultrie vs. LSU (1-25-12)

Made 11 field goals in a game:

11, Dee Bost vs. Auburn (2-13-10)

Made 12 field goals in a game:

12, Arnett Moultrie vs. UMass (3-13-12)

Made 13 field goals in a game:

13, Horatio Webster vs. SW Missouri St. (11-23-97)

Made 14 field goals in a game:

14, Cameron Burns at Georgia (1-17-90)

Made 15 or more field goals in a game:

16, Raymond Brown vs. Florida (3-2-85)

Attempted 20 field goals in a game:

20, Ravern Johnson vs. St. Mary's (12-29-10)

Attempted 21 or more field goals in a game:

21, Dee Bost vs. Kentucky (2-16-10)

Attempted 23 or more field goals in a game:

23, Arnett Moultrie vs. UMass (3-13-12)

Attempted 25 field goals in a game:

25, Chuck Evans at Alabama (3-6-93)

Attempted 26 field goals in a game:

26, Tony Watts at Ole Miss (2-22-92)

Attempted 27 or more field goals in a game:

28, Jeff Malone vs. Vanderbilt (1-8-83)

Made six 3-pointers in a game:

6, Dee Bost vs. Old Dominion (11-28-09)

Made seven 3-pointers in a game:

7, Dee Bost vs. Troy (12-10-11)

Made eight or more 3-pointers in a game:

8, Winsome Frazier vs. UMKC (11-23-04)

Attempted 11 3-pointers in a game:

11, Dee Bost vs. Detroit (12-17-11)

Attempted 12 3-pointers in a game:

12, Ravern Johnson vs. ETSU (12-11-10)

Attempted 13 or more 3-pointers in a game:

13, Dee Bost vs. Troy (12-10-11)

Attempted 16 or more 3-pointers in a game:

17, Darryl Wilson vs. Alabama (3-4-95)

Made 14 or more free throws in a game:

14, Charles Rhodes vs. Oregon (3-21-08)

Made 15 or more free throws in a game:

18, Rich Knarr vs. Auburn (2-19-73)

Attempted 17 free throws in a game:

17, Jarvis Varnado at Houston (12-19-09)

Attempted 18 free throws in a game:

18, Charles Rhodes vs. Oregon (3-21-08)

Attempted 19 free throws in a game:

19, Carl Nichols vs. SE La. (12-1-88)

Had 16 rebounds in a game:

16, Kodi Augustus at Houston (12-19-09)

Had 17 rebounds in a game:

17, Jarvis Varnado at San Diego (12-31-09)

Had 18 or more rebounds in a game:

21, Wesley Morgan vs. SE La. (11-28-05)

Had 22 or more rebounds in a game:

23, Rickey Brown vs. Vanderbilt (12-6-79)

Had 24 or more rebounds in a game:

24, Wiley Peck vs. Alabama (1-27-79)

Had 10 or more offensive rebounds in a game:

11, Arnett Moultrie vs. Northwestern State (12-22-11)

Had 10 defensive rebounds in a game:

10, Arnett Moultrie vs. Ole Miss (1-18-12)

Had 13 or more defensive rebounds in a game:

13, Colin Borchert (3-9-13)

Had 15 or more defensive rebounds in a game:

15, Jarvis Varnado at San Diego (12-31-09)

Had 10 assists in a game:

10, Dee Bost vs. LSU (1-25-11)

Had 11 assists in a game:

11, Dee Bost vs. Vanderbilt (3-11-11)

Had 13 assists in a game:

13, Dee Bost vs. Ole Miss (2-9-12)

Had 14 assists in a game:

14, Gary Ervin vs. Florida A&M (12-20-04)

Had 15 or more assists in a game:

16, Chuck Evans at UMKC (2-23-93)

Had 10 or more turnovers in a game:

10, Charles Rhodes vs. Nicholls (11-11-06)

Had five or more blocks in a game:

5, Gavin Ware at Loyola (12-15-12)

Had seven blocks in a game:

7, Jarvis Varnado at LSU (2-20-10)

Had eight blocks in a game:

8, Jarvis Varnado vs. Alabama (2-24-10)

Had nine blocks in a game:

9, Jarvis Varnado at Vanderbilt (2-3-10)

Had 10 blocks in a game:

10, Jarvis Varnado vs. Arkansas (1-14-10)

Had 10+ blocks in two consecutive games:

Jarvis Varnado (10 vs. Georgia & 10 vs. Kentucky, 2007-08)

Had five steals in a game:

5, Craig Sword vs. TCU (12-5-13)

Had six or more steals in a game:

7, Fred Thomas vs. Florida (1-26-13)

LAST TIME AN MSU TEAM...

Scored 100 or more points:

106 vs. Troy (12-10-11)

Scored 100 or more points in an SEC game:

105 vs. Auburn (3-2-04)

Allowed 100 or more points in an SEC game:

115 at Arkansas (2-20-93)

Allowed 100 or more points in non-SEC play:

101 vs. UMass (3-13-12)

Was held to 52 points or less:

51 at Loyola (12-15-12)

Was held to 50 points:

50 vs. Alabama (2-25-12)

Was held to 49 points or less:

49 vs. Texas A&M (1-30-13)

Was held to 45 points or less:

43 vs. Alabama (1-16-13)

Was held to 40 points or less:

36 vs. Missouri (2-13-13)

Was held to 35 points or less:

31 vs. Vanderbilt (2-23-13)

Held opponent to 59 points or less:

59 vs. South Carolina - SECT (3-13-13)

Held opponent to 56 points or less:

56 vs. Jackson State (11-27-13)

Held opponent to 55 points or less:

55 vs. Kennesaw State (11-14-13)

Held opponent to 50 points or less:

46 vs. New Orleans (1-3-13)

Held opponent to 45 points or less:

45 vs. MVSU (12-28-09)

Held opponent to 42 points or less:

42 vs. Texas-San Antonio (12-4-12)

Held opponent to 39 points or less:

39 at LSU (1-9-08)

Shot 50 percent or better from the field:

.543 [25-46] vs. SE Louisiana (12-13-13)

Shot 55 percent or better from the field:

.565 [35-62] vs. New Orleans (1-3-13)

Shot 60 percent or better from the field:

.604 [29-48] vs. Auburn (2-4-12)

Shot 65 percent or better from the field:

.660 [35-53] vs. Western Kentucky (1-5-09)

Was held to less than 35 percent from the field:

.345 [20-58] vs. Tennessee-SECT (3-14-13)

Was held to less than 30 percent from the field:

.283 [17-60] vs. North Carolina (11-19-12)

Was held to less than 25 percent from the field:

.175 [7-40] vs. Vanderbilt (2-23-13)

Held opp. to 35 percent or less from the field:

.343 [25-73] vs. Florida A&M (12-17-13)

Held opp. to 30 percent or less from the field:

.273 [15-55] vs. Texas-San Antonio (12-4-12)

Opponent shot 50 percent or better:

.519 [28-54], Utah State (11-23-13)

Made 35 or more field goals:

35 vs. Mississippi Valley State (11-19-13)

Made 40 or more field goals:

40 vs. Troy (12-10-11)

Attempted 70 or more shots from the field:

71 vs. Troy (12-10-11)

Attempted 80 or more shots from the field:

80 at Alabama (2-21-09)

Attempted just 40 shots from the field:

40 vs. Vanderbilt (2-23-13)

Attempted 39 or fewer shots from the field:

39 vs. Vanderbilt (2-12-05)

Made 10 or more 3-pointers:

11 vs. New Orleans (1-3-13)

Made 12 3-pointers:

12 vs. Auburn (2-4-12)

Made 15 3-pointers:

15 vs. North Carolina A&T (12-12-10)

Made 16 3-pointers:

16 vs. Troy (12-10-11)

Did not make a 3-pointer:

[0-10] vs. South Carolina (1-9-13)

Made just one 3-pointer:

vs. Southeastern Louisiana (11-28-05)

Made just two 3-pointers:

vs. Vanderbilt (2-23-13)

Attempted 10 3-pointers or less:

8 vs. SE Louisiana (12-13-13)

Attempted six 3-pointers or less:

6 at Ole Miss (1-29-03)

Attempted 25 3-pointers:

25 vs. Ole Miss (2-9-12)

Attempted 26 3-pointers:

26 vs. South Carolina (3-5-11)

Attempted 27 or more 3-pointers:

29 vs. Ole Miss (1-18-12)

Attempted 30 or more 3-pointers:

31 vs. Troy (12-10-11)

Attempted 35 or more 3-pointers:

35 vs. Kentucky (2-16-10)

Made 31 or more free throws:

33 vs. Florida A&M (12-17-13)

Made 40 or more free throws:

41 vs. LSU (2-11-09)

Made 50 or more free throws:

52 vs. LSU (2-11-09)

Made fewer than five free throws:

4 at Alabama (1-19-08)

Made fewer than four free throws:

3 vs. Baylor (12-28-11)

Made only 1 free throw:

1 at Kentucky (1-13-07)

Attempted 30 or more free throws:

33 vs. Alcorn State (11-27-12)

THE LAST TIME (CONTINUED) . . .

Attempted 35 or more free throws:	Had Fewer Than 5 Assists:	Had 12 blocked shots:
37 vs. Ole Miss (3-2-13)	4, Vanderbilt (2-23-13)	12 vs. Troy (11-26-10)
Attempted 40 or more free throws:	Had 20 or more turnovers:	Had 13 blocked shots:
41 vs. Charlotte (11-29-06)	20 vs. South Carolina (3-6-13)	13 vs. Arkansas (1-14-10)
Attempted 45 or more free throws:	Had 21 or more turnovers:	Had 14 blocked shots:
45 vs. Florida A&M (12-17-13)	21 vs. Prairie View (118-13)	14 vs. Texas-Pan American (11-24-09)
Attempted fewer than 10 free throws:	Had 22 or more turnovers:	Had 16 blocked shots:
8, vs. Alabama (1-16-13)	23 vs. Alabama (2-20-13)	16 vs. Georgia (1-12-08)
Had 50 or more rebounds:	Had 25 turnovers:	Had 10 steals:
51 vs. Prairie View (11-8-13)	25 vs. UT Martin (11-17-07)	10 vs. TCU (12-5-13)
Had 55 or more rebounds:	Had 29 or more turnovers:	Had 11 steals:
58 vs. Troy (12-10-05)	29 at Arkansas (1-23-13)	11 vs. Tennessee-SECT (3-14-13)
Had 59 or more rebounds:	Had 30 or more turnovers:	Had 12 steals:
59 at Houston (12-19-09)	31 at Kentucky (1-7-97)	12 vs. Florida A&M (12-17-13)
Had fewer than 25 rebounds:	Had 34 or more turnovers:	Had 13 or more steals:
23 vs. Utah State (11-23-13)	34 at Evansville (12-17-75)	14 vs. South Carolina (1-9-13)
Had 20 or fewer rebounds:	Had fewer than 10 turnovers:	Had 15 or more steals:
20 vs. Florida (1-26-13)	9 vs. Loyola (12-1-13)	15 vs. Kennesaw State (11-14-13)
Had 20 or more assists:	Had five or fewer turnovers:	Had 17 or more steals:
20 vs. Louisiana-Monroe (11-21-11)	5 vs. Florida Atlantic (11-30-10)	17 vs. Florida Atlantic (11-13-12)
Had 21 or more assists:	Forced 25 or more turnovers	Had 20 or more steals:
21 vs. Auburn (2-4-12)	26 vs. Kennesaw State (11-14-13)	20 vs. Nicholls State (11-17-01)
Had 25 or more assists:	Had 10 blocked shots:	Had 1 steal or less:
25 vs. St. Bonaventure (12-05-09)	10 vs. Tennessee (1-12-12)	1 vs. Vanderbilt (3-11-11)
Had 30 or more assists:	Had 11 blocked shots:	
30 vs. Troy (12-10-11)	11 at Alabama (2-21-09)	

CHARTING THE BULLDOGS

Dunks

Gavin Ware	11
Craig Sword	5
Roquez Johnson	3
Colin Borchert	1

Charges Drawn

Tyson Cunningham	4
Craig Sword	4
Fred Thomas	2
Dre Applewhite	1
Colin Borchert	1
I.J. Ready	1

Point Distribution (%)

Senior	102 (15.9 percent)
Junior	137 (21.4 percent)
Sophomore	294 (45.9 percent)
Freshman	108 (16.8 percent)

TOTAL: 641

First Sub

Roquez Johnson	6
Trivante Bloodman	2
Fred Thomas	2
Tyson Cunningham	1

Scored First Points

Craig Sword	3
Colin Borchert	2
Dre Applewhite	1
Gavin ware	1
Trivante Bloodman	1
Fred Thomas	1

How First Points Were Scored

3-pointer	2
Jumper	3
Layup	2
Dunk	
Free Throw	2

Final Three Minutes From FT Line

Trivante Bloodman	2-2
Craig Sword	7-8
Gavin Ware	1-2
Fred Thomas	3-6
Roquez Johnson	2-6
Tyson Cunningham	2-2
Applewhite	2-3
Tevin Moore	0-2

TOTAL 19-31 (.613)

1 FRED THOMAS



Sophomore • Guard

6-5 • 206

JACKSON, MS

Jim Hill High School

Things To Note . . .

Did not play against Prairie View due to an NCAA-mandated one-game suspension. ... Responded by scoring a game-high 17 points against Kennesaw State. ... Totaled 11 points vs. JSU. ... Blocked a last-second shot in overtime to preserve a win against Loyola. ... For first time this season, did not start vs. Southeastern Louisiana. ... Tied season high with 6 rebounds vs. Florida Atlantic.

2013-14 Game-By-Game

Opponent	MIN	FG	Pct.	3FG	Pct.	FT	Pct.	O-D-R	PF	A	TO	B	S	PTS
N8 Prairie View	-DNP-													
N14 Kennesaw State	30	6-14	.429	4-8	.500	1-4	.250	2-1-3	3	3	0	1	3	17
N19 Mississippi Valley State	27	3-9	.333	1-3	.333	1-1	1.000	0-1-1	2	1	3	0	2	8
N23 Utah State	32	1-5	.200	0-2	.000	0-1	.000	0-2-2	2	2	3	2	0	2
N27 Jackson State	33	3-10	.300	1-4	.250	4-5	.800	0-6-6	3	0	2	0	0	11
D1 Loyola	37	3-8	.375	1-4	.250	0-2	.000	0-3-3	3	0	3	1	0	7
D5 TCU	24	0-4	.000	0-3	.000	1-2	.500	0-3-3	2	2	2	2	1	1
D13 Southeastern Louisiana	25	3-10	.300	0-1	.000	2-2	1.000	0-6-6	1	0	2	1	2	8
D17 Florida A&M	26	2-11	.182	0-6	.000	1-2	.500	1-5-6	1	3	1	1	1	5
D19 Florida Gulf Coast														
D22 South Florida														
D23 TBA														
J2 Maryland-Eastern Shore														
J8 Kentucky														
J11 Ole Miss														
J15 Alabama														
J18 Texas A&M														
J22 Auburn														
J25 Ole Miss														
J30 Florida														
F1 Vanderbilt														
F5 Texas A&M														
F8 Kentucky														
F12 Georgia														
F15 Auburn														
F19 LSU														
F22 Arkansas														
F26 Tennessee														
M1 Missouri														
M5 Georgia														
M8 South Carolina														
M13 SECT														

Season & MSU Highs

Points

Season: 17, Kennesaw State (11-14-13)
 Career: 21, South Carolina (3-13-13)

Field Goals Made

Season: 6, Kennesaw State (11-14-13)
 Career: 6, six times,
 last vs. Kennesaw State (11-14-13)

Field Goals Attempted

Season: 14, Kennesaw State (11-14-13)
 Career: 15, Marquette (11-20-12)

3-Point FG Made

Season: 4, Kennesaw State (11-14-13)
 Career: 4, three times,
 last vs. Kennesaw State (11-14-13)

3-Point FG Attempted

Season: 8, Kennesaw State (11-14-13)
 Career: 10, twice,
 last vs. Providence (12-1-12)

Free Throws Made

Season: 4, Jackson State (11-27-13)
 Career: 8, Florida (1-26-13)

Free Throws Attempted

Season: 5, Jackson State (11-27-13)
 Career: 9, Florida (1-26-13)

Rebounds

Season: 6, three times,
 last vs. Florida A&M (12-17-13)
 Career: 7, Central Arkansas (12-22-12)

Assists

Season: 3, twice,
 last vs. Florida A&M (12-17-13)
 Career: 4, twice,
 last vs. South Carolina (3-6-13)

Blocks

Season: 2, twice,
 last vs. TCU (12-5-13)
 Career: 3, three times,
 last vs. South Carolina (3-13-13)

Steals

Season: 3, Kennesaw State (11-14-13)
 Career: 7, Florida (1-26-13)


Minutes

Season: 37, Loyola (12-1-13)
 Career: 37, twice,
 last vs. Loyola (12-1-13)

CAREER STATS For FRED THOMAS

Year	GP-GS	Min/Avg	FG-FGA	Pct	3FM-3GA	Pct	FT-FTA	Pct	Rebs	PF-D	Ast	TO	Blk	Stl	Pts/Avg
2012-13	32-19	917/28.7	103-314	.328	41-172	.238	62-78	.795	112-3.5	45-1	43	49	27	56	309/9.7
2013-14	8-6	234/29.3	21-71	.296	7-31	.226	10-19	.526	30-3.8	17-0	11	16	8	9	59/7.4
TOTALS	40-25	1151/28.8	124-385	.322	48-203	.236	72-97	.742	142-3.6	62-1	54	65	35	65	368/9.2

2 DRE APPLEWHITE



Freshman • Guard

6-5 • 217

Memphis, TN

Central High School

Things To Note . . .

Started first-career game against Prairie View, while registering nine points and nine rebounds. ... Also started against SE Louisiana. ... Collected seven rebounds vs. MVSU. ... Netted a career-high 10 points at Utah State. ... Added five points and four rebounds against TCU. ... Posted first double-double with career-high in points (14) and rebounds (11) against Florida A&M. ... Has appeared in all nine games.

2013-14 Game-By-Game

Opponent	MIN	FG	Pct.	3FG	Pct.	FT	Pct.	O-D-R	PF	A	TO	B	S	PTS
N8 Prairie View	25	2-8	.250	1-2	.500	4-4	1.000	5-4-9	2	4	3	1	0	9
N14 Kennesaw State	11	1-3	.333	0-1	.000	1-2	.500	2-0-2	2	1	3	0	0	3
N19 Mississippi Valley State	20	2-3	.667	0-0	.000	5-6	.833	3-4-7	2	3	3	0	1	9
N23 Utah State	23	3-4	.750	1-1	1.000	3-4	.750	2-2-4	3	2	1	0	1	10
N27 Jackson State	13	1-5	.200	0-1	.000	0-2	.000	1-1-2	1	1	3	1	2	2
D1 Loyola	10	0-0	.000	0-0	.000	0-0	.000	0-0-0	1	0	0	0	0	0
D5 TCU	14	2-5	.400	0-1	.000	1-2	.500	1-3-4	3	0	0	0	0	5
D13 Southeastern Louisiana	23	1-1	1.000	0-0	.000	4-6	.667	0-1-1	3	1	1	0	0	6
D17 Florida A&M	27	3-4	.750	1-2	.500	7-11	.636	3-8-11	2	1	4	0	3	14
D19 Florida Gulf Coast														
D22 South Florida														
D23 TBA														
J2 Maryland-Eastern Shore														
J8 Kentucky														
J11 Ole Miss														
J15 Alabama														
J18 Texas A&M														
J22 Auburn														
J25 Ole Miss														
J30 Florida														
F1 Vanderbilt														
F5 Texas A&M														
F8 Kentucky														
F12 Georgia														
F15 Auburn														
F19 LSU														
F22 Arkansas														
F26 Tennessee														
M1 Missouri														
M5 Georgia														
M8 South Carolina														
M13 SECT														

Season & MSU Highs

Points

Season: 10, Utah State (11-23-13)

Field Goals Made

Season: 3, twice,
last vs. Florida A&M (12-17-13)

Field Goals Attempted

Season: 8, Prairie View (11-8-13)

3-Point FG Made

Season: 1, three times,
last vs. Florida A&M (12-17-13)

3-Point FG Attempted

Season: 2, twice,
last vs. Florida A&M (12-17-13)

Free Throws Made

Season: 7, Florida A&M (12-17-13)

Free Throws Attempted

Season: 11, Florida A&M (12-17-13)

Rebounds

Season: 11, Florida A&M (12-17-13))

Assists

Season: 4, Prairie View (11-8-13)

Blocks

Season: 1, twice,
last vs. Jackson State (11-27-13)

Steals

Season: 3, Florida A&M (12-17-13)

Minutes

Season: 27, Florida A&M (12-17-13)

CAREER STATS For DRE APPLEWHITE

Year	GP-GS	Min/Avg	FG-FGA	Pct	3FM-3GA	Pct	FT-FTA	Pct	Rebs	PF-D	Asst	TO	Blk	Stl	Pts/Avg
2013-14	9-3	166/18.4	15-33	.455	3-8	.375	25-37	.676	40-4.4	19-0	13	18	1	7	58/6.4

3 COLIN BORCHERT



Senior • Forward

6-8 • 231

Phoenix, AZ

East Mississippi CC

Things To Note . . .

Tallied 15 points, 4 rebounds, and 2 blocks against Kennesaw State. ... Added 14 points and tied a career-high with 4 assists against Mississippi Valley State. ... Tied a season-high with 15 points at Utah State. ... Played but did not start vs. SE Louisiana and finished with season-high 7 rebounds. ... Returned to starting lineup against Florida A&M and totaled 10 points and 3 blocks.

2013-14 Game-By-Game

Opponent	MIN	FG	Pct.	3FG	Pct.	FT	Pct.	O-D-R	PF	A	TO	B	S	PTS
N8 Prairie View	24	2-5	.400	1-3	.333	2-2	1.000	2-2-4	3	0	0	1	1	7
N14 Kennesaw State	29	5-13	.385	3-7	.429	2-2	1.000	1-3-4	4	1	2	2	1	15
N19 Mississippi Valley State	31	6-13	.462	2-5	.400	0-0	.000	1-3-4	2	4	1	2	1	14
N23 Utah State	23	6-12	.500	3-7	.429	0-0	.000	0-1-1	3	1	2	0	0	15
N27 Jackson State	30	3-6	.500	0-2	.000	0-0	.000	1-4-5	4	0	2	2	1	6
D1 Loyola	32	2-8	.250	1-6	.167	1-2	.500	0-0-0	5	3	2	0	1	6
D5 TCU	15	1-4	.250	0-3	.000	0-0	.000	0-2-2	4	2	1	1	1	2
D13 Southeastern Louisiana	27	2-5	.400	1-4	.250	4-4	1.000	0-7-7	3	0	6	2	0	9
D17 Florida A&M	29	3-7	.429	2-4	.500	2-2	1.000	0-6-6	1	1	1	3	2	10
D19 Florida Gulf Coast														
D22 South Florida														
D23 TBA														
J2 Maryland-Eastern Shore														
J8 Kentucky														
J11 Ole Miss														
J15 Alabama														
J18 Texas A&M														
J22 Auburn														
J25 Ole Miss														
J30 Florida														
F1 Vanderbilt														
F5 Texas A&M														
F8 Kentucky														
F12 Georgia														
F15 Auburn														
F19 LSU														
F22 Arkansas														
F26 Tennessee														
M1 Missouri														
M5 Georgia														
M8 South Carolina														
M13 SECT														

Season & MSU Highs

Points

Season: 15, twice,
last vs. Utah State (11-23-13)
Career: 21, Ole Miss (3-2-13)

Field Goals Made

Season: 6, twice,
last vs. Utah State (11-23-13)
Career: 8, New Orleans (1-3-13)

Field Goals Attempted

Season: 13, twice,
last vs. MVSU (11-19-13)
Career: 16, Tennessee (3-14-13)

3-Point FG Made

Season: 3, twice,
last vs. Utah State (11-23-13)
Career: 4, Auburn (3-9-13)

3-Point FG Attempted

Season: 7, twice,
last vs. Utah State (11-23-13)
Career: 7, four times,
last vs. Utah State (11-23-13)

Free Throws Made

Season: 4, SE Louisiana (12-13-13)
Career: 5, Central Arkansas (12-22-12)

Free Throws Attempted

Season: 4, SE Louisiana (12-13-13)
Career: 8, Central Arkansas (12-22-12)

Rebounds

Season: 7, SE Louisiana (12-13-13)
Career: 13, Auburn (3-9-13)

Assists

Season: 4, MVSU (11-19-13)
Career: 4, twice,
last vs. MVSU (11-19-13)

Blocks

Season: 3, Florida A&M (12-17-13)
Career: 4, South Carolina (1-9-13)

Steals

Season: 2, Florida A&M (12-17-13)
Career: 5, New Orleans (1-3-13)


Minutes

Season: 32, Loyola (12-1-13)
Career: 36, Auburn (3-9-13)

CAREER STATS For COLIN BORCHERT

Year	GP-GS	Min/Avg	FG-FGA	Pct	3FM-3GA	Pct	FT-FTA	Pct	Rebs	PF-D	Asst	TO	Blk	Stl	Pts/Avg
2012-13	29-24	783/27.0	100-242	.413	33-98	.337	27-41	.659	146-5.0	83-4	37	66	36	33	260/9.0
2013-14	9-8	240/26.7	30-73	.411	13-41	.317	11-12	.917	33-3.7	29-1	12	17	13	8	84/9.3
TOTALS	38-32	1023/26.9	130-315	.413	46-139	.331	38-53	.717	179-4.7	112-5	49	83	49	41	344/9.1

4 TRIVANTE BLOODMAN



Junior • Guard

6-0 • 182



Bronx, NY

Olney Central College

Things To Note . . .

Tallied seven points and six rebounds in 26 minutes against Prairie View. ... Scored 11 points and grabbed two steals in 16 minutes against Kennesaw State. ... Earned his first start of the season against Mississippi Valley State, tallying a game-high five assists and a career-high four steals. ... Notched a season-high six assists against Utah State. ... Reached double-figures for the second time this year with 10 points vs. Florida A&M.

2013-14 Game-By-Game

Opponent	MIN	FG	Pct.	3FG	Pct.	FT	Pct.	O-D-R	PF	A	TO	B	S	PTS
N8 Prairie View	26	3-7	.429	0-0	.000	1-2	.500	2-4-6	4	2	0	0	0	7
N14 Kennesaw State	16	2-3	.667	0-0	.000	7-9	.778	1-2-3	2	0	1	0	2	11
N19 Mississippi Valley State	27	4-5	.800	0-0	.000	0-0	.000	1-1-2	1	5	1	0	4	8
N23 Utah State	19	1-4	.250	0-2	.000	0-0	.000	0-0-0	4	6	2	0	1	2
N27 Jackson State	31	2-4	.500	1-2	.500	1-2	.500	0-1-1	1	2	1	0	2	6
D1 Loyola	39	1-2	.500	0-0	.000	0-0	.000	0-1-1	2	2	0	0	1	2
D5 TCU	25	1-4	.250	0-1	.000	0-0	.000	0-1-1	3	2	0	0	1	2
D13 Southeastern Louisiana	22	1-1	1.000	0-0	.000	2-5	.400	2-2-4	0	2	0	0	0	4
D17 Florida A&M	21	1-3	.333	0-0	.000	8-9	.889	1-2-3	1	1	3	0	0	10
D19 Florida Gulf Coast														
D22 South Florida														
D23 TBA														
J2 Maryland-Eastern Shore														
J8 Kentucky														
J11 Ole Miss														
J15 Alabama														
J18 Texas A&M														
J22 Auburn														
J25 Ole Miss														
J30 Florida														
F1 Vanderbilt														
F5 Texas A&M														
F8 Kentucky														
F12 Georgia														
F15 Auburn														
F19 LSU														
F22 Arkansas														
F26 Tennessee														
M1 Missouri														
M5 Georgia														
M8 South Carolina														
M13 SECT														

Season & MSU Highs

Points

Season: 11, Kennesaw State (11-14-13)
 Career: 13, Missouri (2-13-13)

Field Goals Made

Season: 4, MVSU (11-19-13)
 Career: 4, four times,
 last vs. MVSU (11-19-13)

Field Goals Attempted

Season: 7, Prairie View (11-8-13)
 Career: 8, three times,
 last vs. Tennessee (3-14-13)

3-Point FG Made

Season: 1, Jackson State (11-27-13)
 Career: 2, Texas (11-21-12)

3-Point FG Attempted

Season: 2, twice,
 last vs. Jackson State (11-27-13)
 Career: 3, four times,
 last vs. Tennessee (3-14-13)

Free Throws Made

Season: 8, Florida A&M (12-17-13)
 Career: 8, Florida A&M (12-17-13)

Free Throws Attempted

Season: 9, twice,
 last vs. Florida A&M (12-17-13)
 Career: 9, twice,
 last vs. Florida A&M (12-17-13)

Rebounds

Season: 6, Prairie View (11-8-13)
 Career: 8, Providence (21-1-12)

Assists

Season: 6, Utah State (11-23-13)
 Career: 7, Florida Atlantic (11-13-12)

Blocks

Season:
 Career: 1, Georgia (1-12-13)

Steals

Season: 4, MVSU (11-19-13)
 Career: 4, MVSU (11-19-13)

Minutes

Season: 39, Loyola (12-1-13)
 Career: 39, twice,
 last vs. Loyola (12-1-13)

CAREER STATS FOR TRIVANTE BLOODMAN

Year	GP-GS	Min/Avg	FG-FGA	Pct	3FM-3GA	Pct	FT-FTA	Pct	Rebs	PF-D	Ast	TO	Blk	Stl	Pts/Avg
2012-13	32-32	931/29.1	51-145	.352	12-43	.279	82-113	.726	104-3.3	82-2	75	88	1	37	196/6.1
2013-14	9-5	226/25.1	13-33	.485	1-5	.200	19-27	.704	21-2.3	18-0	22	8	0	11	52/5.8
TOTALS	41-37	1157/28.2	67-178	.376	13-48	.271	101-140	.721	125-3.0	100-2	97	96	1	48	248/6.0

11 JACOBY DAVIS



Freshman • Guard

6-1 • 191

Charlotte, N.C.

West Charlotte HS

Things To Note . . .

Saw first career action against Kennesaw State after missing all of last year the first game this season with a knee injury. ... Scored first career points vs. Mississippi Valley State on a 3-pointer and finished with 6. ... Logged a career-high 21 minutes against Utah State, scoring five points. ... Also had 6 points vs. JSU. ... Recorded a career-best 2 assists against Loyola. ... Did not play against SE Louisiana and saw 5 minutes of action vs. Florida A&M.

2013-14 Game-By-Game

Opponent	MIN	FG	Pct.	3FG	Pct.	FT	Pct.	O-D-R	PF	A	TO	B	S	PTS
N8 Prairie View	-DNP-													
N14 Kennesaw State	2	0-1	.000	0-1	.000	0-0	.000	0-0-0	0	1	0	0	0	0
N19 Mississippi Valley State	13	2-3	.667	2-3	.667	0-1	.000	1-1-2	1	0	0	0	1	6
N23 Utah State	21	1-6	.167	1-4	.250	2-2	1.000	0-0-0	2	0	0	0	0	5
N27 Jackson State	9	2-3	.333	2-3	.667	0-0	.000	1-1-2	1	0	0	0	0	6
D1 Loyola	6	0-1	.000	0-1	.000	0-0	.000	0-0-0	0	2	0	0	0	0
D5 TCU	3	0-1	.000	0-1	.000	0-0	.000	0-0-0	0	0	0	0	0	0
D13 Southeastern Louisiana	-DNP-													
D17 Florida A&M	5	0-1	.000	0-1	.000	0-0	.000	0-0-0	0	0	0	0	2	0
D19 Florida Gulf Coast														
D22 South Florida														
D23 TBA														
J2 Maryland-Eastern Shore														
J8 Kentucky														
J11 Ole Miss														
J15 Alabama														
J18 Texas A&M														
J22 Auburn														
J25 Ole Miss														
J30 Florida														
F1 Vanderbilt														
F5 Texas A&M														
F8 Kentucky														
F12 Georgia														
F15 Auburn														
F19 LSU														
F22 Arkansas														
F26 Tennessee														
M1 Missouri														
M5 Georgia														
M8 South Carolina														
M13 SECT														

Season & MSU Highs

Points

Season: 6, twice,
last vs. Jackson State (11-27-13)

Field Goals Made

Season: 2, twice,
last vs. Jackson State (11-27-13)

Field Goals Attempted

Season: 6, Utah State (11-23-13)

3-Point FG Made

Season: 2, twice,
last vs. Jackson State (11-27-13)

3-Point FG Attempted

Season: 4, Utah State (11-23-13)

Free Throws Made

Season: 2, Utah State (11-23-13)

Free Throws Attempted

Season: 2, Utah State (11-23-13)

Rebounds

Season: 2, twice,
last vs. Jackson State (11-27-13)

Assists

Season: 2, Loyola (12-1-13)

Blocks

Season:

Steals

Season: 2, Florida A&M (12-17-13)

Minutes

Season: 21, Utah State (11-23-13)

CAREER STATS FOR JACOBY DAVIS

Year	GP-GS	Min/Avg	FG-FGA	Pct	3FM-3GA	Pct	FT-FTA	Pct	Rebs	PF-D	Ast	TO	Blk	Stl	Pts/Avg
2013-14	7-0	59/8.4	5-16	.313	5-14	.357	2-3	.667	4-0.6	4-0	3	0	0	5	17/2.4

15 I.J. READY



Freshman • Guard

5-11 • 170

Little Rock, AR

Parkview Magnet HS

Things To Note . . .

Started first-career game against Prairie View, registering 14 points to go along with his three steals and two assists. ... Recorded a team-high six assists against Kennesaw State. ... Missed four games after suffering a hamstring injury against Kennesaw State. ... Returned from injury against TCU and netted nine points. ... Returned to starting lineup against SE Louisiana. ... Totaled 8 points and 4 assists vs. Florida A&M.

2013-14 Game-By-Game

Opponent	MIN	FG	Pct.	3FG	Pct.	FT	Pct.	O-D-R	PF	A	TO	B	S	PTS
N8 Prairie View	30	6-10	.600	2-3	.667	0-0	.000	1-2-3	1	2	3	0	3	14
N14 Kennesaw State	24	0-2	.000	0-2	.000	0-0	.000	1-1-2	0	6	1	0	3	0
N19 Mississippi Valley State	-DNP-													
N23 Utah State	-DNP-													
N27 Jackson State	-DNP-													
D1 Loyola	-DNP-													
D5 TCU	23	3-8	.375	3-7	.429	0-0	.000	0-0-0	1	0	1	0	0	9
D13 Southeastern Louisiana	25	1-5	.200	0-1	.000	0-0	.000	0-2-2	3	4	3	0	1	2
D17 Florida A&M	23	3-7	.429	2-4	.500	0-0	.000	1-1-2	1	4	1	0	1	8
D19 Florida Gulf Coast														
D22 South Florida														
D23 TBA														
J2 Maryland-Eastern Shore														
J8 Kentucky														
J11 Ole Miss														
J15 Alabama														
J18 Texas A&M														
J22 Auburn														
J25 Ole Miss														
J30 Florida														
F1 Vanderbilt														
F5 Texas A&M														
F8 Kentucky														
F12 Georgia														
F15 Auburn														
F19 LSU														
F22 Arkansas														
F26 Tennessee														
M1 Missouri														
M5 Georgia														
M8 South Carolina														
M13 SECT														

Season & MSU Highs

Points

Season: 14, Prairie View (11-8-13)

Field Goals Made

Season: 6, Prairie View (11-8-13)

Field Goals Attempted

Season: 10, Prairie View (11-8-13)

3-Point FG Made

Season: 3, TCU (12-5-13)

3-Point FG Attempted

Season: 7, TCU (12-5-13)

Free Throws Made

Season:

Free Throws Attempted

Season:

Rebounds

Season: 3, Prairie View (11-8-13)

Assists

Season: 6, Kennesaw State (11-14-13)

Blocks

Season:

Steals

Season: 3, twice,
last vs. Kennesaw State (11-14-13)

Minutes

Season: 30, Prairie View (11-8-13)

CAREER STATS FOR I.J. READY

Year	GP-GS	Min/Avg	FG-FGA	Pct	3FM-3GA	Pct	FT-FTA	Pct	Rebs	PF-D	Ast	TO	Blk	Stl	Pts/Avg
2013-14	5-4	125/25.0	13-32	.406	7-17	.412	0-0	.000	9-1.8	6-0	16	9	0	8	33/6.6

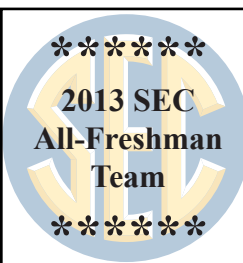
20 **GAVIN WARE**

Sophomore • Forward

6-9 • 268

Starkville, MS

Starkville High School

**Things To Note . . .**

Notched third-career double-double against Prairie View with 15 points and a career-high 15 rebounds. ... Shot a perfect 4-4 from the field against Kennesaw State, scoring nine points and grabbing 10 rebounds. ... Scored a career-high 23 points and notched his third-straight double-double with 11 rebounds against Mississippi Valley State. ... Recorded his third double-double of the season with 19 points and 10 rebounds at Utah State. ... Registered nine points against both TCU and SE Louisiana.

2013-14 Game-By-Game

Opponent	MIN	FG	Pct.	3FG	Pct.	FT	Pct.	O-D-R	PF	A	TO	B	S	PTS
N8 Prairie View	31	6-11	.545	0-0	.000	3-5	.600	8-7-15	1	0	4	0	1	15
N14 Kennesaw State	23	4-4	1.000	0-0	.000	1-3	.333	4-6-10	2	0	1	0	3	9
N19 Mississippi Valley State	26	8-11	.727	0-0	.000	7-11	.636	3-8-11	1	0	1	1	0	23
N23 Utah State	33	8-13	.615	0-0	.000	3-4	.750	3-7-10	3	1	1	1	2	19
N27 Jackson State	25	2-5	.400	0-0	.000	0-0	.000	2-5-7	1	0	3	2	0	4
D1 Loyola	16	0-3	.000	0-0	.000	0-2	.000	2-3-5	3	0	1	0	1	0
D5 TCU	24	4-9	.444	0-0	.000	1-1	1.000	1-5-6	4	0	3	0	0	9
D13 Southeastern Louisiana	33	4-6	.667	0-0	.000	1-3	.333	0-6-6	2	1	1	1	0	9
D17 Florida A&M	27	3-8	.375	0-0	.000	3-5	.600	0-5-5	1	0	0	1	2	9
D19 Florida Gulf Coast														
D22 South Florida														
D23 TBA														
J2 Maryland-Eastern Shore														
J8 Kentucky														
J11 Ole Miss														
J15 Alabama														
J18 Texas A&M														
J22 Auburn														
J25 Ole Miss														
J30 Florida														
F1 Vanderbilt														
F5 Texas A&M														
F8 Kentucky														
F12 Georgia														
F15 Auburn														
F19 LSU														
F22 Arkansas														
F26 Tennessee														
M1 Missouri														
M5 Georgia														
M8 South Carolina														
M13 SECT														

Season & MSU Highs**Points**

Season: 23, MVSU (11-19-13)
 Career: 23, MVSU (11-19-13)

Field Goals Made

Season: 8, twice,
 last vs. Utah State (11-23-13)
 Career: 8, three times,
 last vs. Utah State (11-23-13)

Field Goals Attempted

Season: 13, Utah State (11-23-13)
 Career: 13, Utah State (11-23-13)

3-Point FG Made

Season:
 Career:

3-Point FG Attempted

Season:
 Career:

Free Throws Made

Season: 7, MVSU (11-19-13)
 Career: 7, twice,
 last vs. MVSU (11-19-13)

Free Throws Attempted

Season: 11, MVSU (11-19-13)
 Career: 11, MVSU (11-19-13)

Rebounds

Season: 15, Prairie View (11-8-13)
 Career: 15, Prairie View (11-8-13)

Assists

Season: 1, twice,
 last vs. SE Louisiana (12-13-13)
 Career: 2, Arkansas (1-23-13)

Blocks

Season: 2, Jackson State (11-27-13)
 Career: 5, Loyola (12-15-12)

Steals

Season: 3, Kennesaw State (11-14-13)
 Career: 3, Kennesaw State (11-14-13)

Minutes

Season: 33, twice,
 last vs. SE Louisiana (12-13-13)
 Career: 36, Texas A&M (1-30-13)

CAREER STATS FOR GAVIN WARE

Year	GP-GS	Min/Avg	FG-FGA	Pct	3FM-3GA	Pct	FT-FTA	Pct	Rebs	PF-D	Ast	TO	Blk	Stl	Pts/Avg
2012-13	32-27	824/25.8	110-203	.542	0-0	.000	50-89	.562	206-6.4	65-2	9	40	24	15	270/8.4
2013-14	9-9	238/26.4	39-70	.557	0-0	.000	19-34	.559	75-8.3	18-0	2	15	6	9	97/10.8
TOTALS	41-36	1062/25.9	149-273	.546	0-0	.000	69-123	.561	281-6.9	83-2	11	55	30	24	367/9.0

24 TYSON CUNNINGHAM



Senior • Guard

6-3 • 197

Columbus, MS

Columbus High School

Things To Note . . .

Tallied two assists and three steals in the season opening win against Prairie View. ... Scored four points in a season-high 20 minutes against Mississippi Valley State. ... Netted a season-high six points on a pair of three-pointers against Loyola. ... The SE Louisiana game marked the 50th for Cunningham. ... Totaled 4 points vs. Florida A&M. ... Appeared in all nine games.

2013-14 Game-By-Game

Opponent	MIN	FG	Pct.	3FG	Pct.	FT	Pct.	O-D-R	PF	A	TO	B	S	PTS
N8 Prairie View	19	1-6	.167	0-2	.000	0-0	.000	0-1-1	3	2	0	0	3	2
N14 Kennesaw State	11	0-1	.000	0-1	.000	0-0	.000	0-1-1	1	0	0	0	2	0
N19 Mississippi Valley State	20	2-4	.500	0-1	.000	0-0	.000	1-0-1	3	1	0	0	0	4
N23 Utah State	7	0-0	.000	0-0	.000	0-0	.000	0-0-0	0	0	0	0	0	0
N27 Jackson State	8	0-0	.000	0-0	.000	0-0	.000	0-0-0	0	1	3	0	0	0
D1 Loyola	13	2-3	.667	2-3	.667	0-0	.000	0-0-0	0	1	1	0	1	6
D5 TCU	8	0-2	.000	0-2	.000	0-0	.000	0-0-0	1	0	2	0	1	0
D13 Southeastern Louisiana	4	1-1	1.000	0-0	.000	0-0	.000	0-0-0	0	0	0	0	0	2
D17 Florida A&M	12	1-1	1.000	0-0	.000	2-2	1.000	0-1-1	3	0	1	0	0	4
D19 Florida Gulf Coast														
D22 South Florida														
D23 TBA														
J2 Maryland-Eastern Shore														
J8 Kentucky														
J11 Ole Miss														
J15 Alabama														
J18 Texas A&M														
J22 Auburn														
J25 Ole Miss														
J30 Florida														
F1 Vanderbilt														
F5 Texas A&M														
F8 Kentucky														
F12 Georgia														
F15 Auburn														
F19 LSU														
F22 Arkansas														
F26 Tennessee														
M1 Missouri														
M5 Georgia														
M8 South Carolina														
M13 SECT														

Season & MSU Highs

Points

Season: 6, Loyola (12-1-13)
 Career: 10, Central Arkansas (12-22-12)

Field Goals Made

Season: 2, twice,
 last vs. Loyola (12-1-13)
 Career: 3, twice,
 last vs. Arkansas (1-23-13)

Field Goals Attempted

Season: 6, Prairie View (11-8-13)
 Career: 6, twice,
 last vs. Prairie View (11-8-13)

3-Point FG Made

Season: 2, Loyola (12-1-13)
 Career: 3, Arkansas (1-23-13)

3-Point FG Attempted

Season: 3, Loyola (12-1-13)
 Career: 5, Central Arkansas (12-22-12)

Free Throws Made

Season: 2, Florida A&M (12-17-13)
 Career: 2, five times,
 last vs. Florida A&M (12-17-13)

Free Throws Attempted

Season: 2, Florida A&M (12-17-13)
 Career: 2, five times,
 last vs. Florida A&M (12-17-13)

Rebounds

Season: 1, three times,
 last vs. MVSU (11-19-13)
 Career: 6, twice,
 last vs. South Carolina (3-6-13)

Assists

Season: 2, Prairie View (11-8-13)
 Career: 3, five times,
 last vs. South Carolina (3-13-13)

Blocks

Season:
 Career: 1, twice,
 last vs. LSU (2-2-13)

Steals

Season: 3, Prairie View (11-8-13)
 Career: 3, twice,
 last vs. Prairie View (11-8-13)

Minutes

Season: 20, MVSU (11-19-13)
 Career: 30, twice,
 last vs. Texas (11-21-12)

CAREER STATS For TYSON CUNNINGHAM

Year	GP-GS	Min/Avg	FG-FGA	Pct	3FM-3GA	Pct	FT-FTA	Pct	Rebs	PF-D	Ast	TO	Blk	Stl	Pts/Avg
2011-12	10-0	14/1.4	0-11	.000	0-4	.000	0-0	.000	1-0.1	4-0	0	1	0	1	0/0.0
2012-13	32-4	662/20.7	25-68	.368	19-46	.413	8-13	.615	76-2.4	42-1	43	32	2	22	77/2.4
2013-14	9-0	102/11.3	7-18	.389	2-9	.222	2-2	1.000	4-0.4	11-0	5	6	0	7	18/2.0
TOTALS	51-4	778/15.3	32-97	.330	21-59	.356	10-15	.667	81-1.6	57-1	48	39	2	30	99/1.9

25 ROQUEZ JOHNSON



Junior • Forward

6-7 • 210

Montgomery, AL

G.W. Carver High School

Things To Note . . .

Registered 11 points and seven rebounds in 16 minutes against Prairie View. ... Scored 10 points and grabbed three rebounds against Kennesaw State. ... Tallied a season-best 12 points against Mississippi Valley State while also collecting five rebounds and two assists. ... Totaled 11 points vs. JSU. ... Recorded his first-career double-double against Loyola with a career-high 20 points and 11 rebounds. ... Added nine points and six rebounds against TCU. ... Drew first start of the season vs. SE Louisiana but didn't play in second half after straining knee and played just four minutes vs. Florida A&M.

2013-14 Game-By-Game

Opponent	MIN	FG	Pct.	3FG	Pct.	FT	Pct.	O-D-R	PF	A	TO	B	S	PTS
N8 Prairie View	16	5-8	.625	0-0	.000	1-4	.250	3-4-7	3	0	4	0	0	11
N14 Kennesaw State	25	4-6	.667	0-1	.000	2-4	.500	2-1-3	2	0	0	0	0	10
N19 Mississippi Valley State	23	3-11	.273	0-1	.000	6-8	.750	3-2-5	2	2	1	0	0	12
N23 Utah State	12	1-2	.500	0-0	.000	2-3	.667	0-2-2	5	1	2	0	2	4
N27 Jackson State	25	2-3	.667	0-0	.000	7-8	.875	0-2-2	1	0	1	0	0	11
D1 Loyola	37	6-10	.600	0-1	.000	8-12	.667	4-7-11	2	2	1	0	1	20
D5 TCU	34	4-7	.571	0-0	.000	1-4	.250	2-4-6	2	0	2	0	1	9
D13 Southeastern Louisiana	10	3-6	.500	0-0	.000	0-2	.000	2-1-3	0	1	1	0	2	6
D17 Florida A&M	4	0-1	.000	0-0	.000	0-0	.000	0-2-2	0	0	0	0	0	0
D19 Florida Gulf Coast														
D22 South Florida														
D23 TBA														
J2 Maryland-Eastern Shore														
J8 Kentucky														
J11 Ole Miss														
J15 Alabama														
J18 Texas A&M														
J22 Auburn														
J25 Ole Miss														
J30 Florida														
F1 Vanderbilt														
F5 Texas A&M														
F8 Kentucky														
F12 Georgia														
F15 Auburn														
F19 LSU														
F22 Arkansas														
F26 Tennessee														
M1 Missouri														
M5 Georgia														
M8 South Carolina														
M13 SECT														

Season & MSU Highs

Points

Season: 20, Loyola (12-1-13)
 Career: 20, Loyola (12-1-13)

Field Goals Made

Season: 6, Loyola (12-1-13)
 Career: 7, twice,
 last vs. Texas (11-21-12)

Field Goals Attempted

Season: 11, MVSU (11-19-13)
 Career: 13, North Carolina (11-19-12)

3-Point FG Made

Season: 1, five times,
 last vs. Florida (2-9-13)

3-Point FG Attempted

Season: 1, three times,
 last vs. Loyola (12-1-13)
 Career: 3, North Carolina (11-19-12)

Free Throws Made

Season: 8, Loyola (12-1-13)
 Career: 8, twice,
 last vs. Loyola (12-1-13)

Free Throws Attempted

Season: 12, Loyola (12-1-13)
 Career: 12, Loyola (12-1-13)

Rebounds

Season: 11, Loyola (12-1-13)
 Career: 11, Loyola (12-1-13)

Assists

Season: 2, twice,
 last vs. Loyola (12-1-13)
 Career: 2, three times,
 last vs. Loyola (12-1-13)

Blocks

Season: 3, twice,
 last vs. Auburn (3-9-13)

Steals

Season: 2, twice,
 last vs. SE Louisiana (12-13-13)
 Career: 6, Texas (11-21-12)

Minutes

Season: 37, Loyola (12-1-13)
 Career: 37, Loyola (12-1-13)

CAREER STATS FOR ROQUEZ JOHNSON

Year	GP-GS	Min/Avg	FG-FGA	Pct	3FM-3GA	Pct	FT-FTA	Pct	Rebs	PF-D	Asst	TO	Blk	Stl	Pts/Avg
2011-12	13-0	45/3.5	0-3	.000	0-0	.000	1-6	.167	11-0.8	6-0	0	6	3	1	1/0.1
2012-13	28-8	730/26.1	77-181	.425	5-18	.278	87-146	.596	127-4.5	69-2	12	70	15	22	246/8.8
2013-14	9-1	186/20.7	28-54	.519	0-3	.000	27-45	.600	41-4.6	17-1	6	12	0	6	83/9.2
TOTALS	50-9	961/19.2	105-238	.441	5-21	.238	115-197	.584	179-3.6	92-3	18	88	18	29	330/6.6

32 CRAIG SWORD

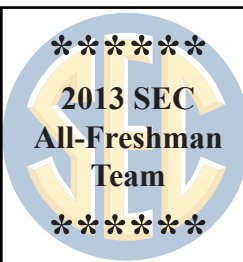


Sophomore • Guard

6-3 • 194

Montgomery, AL

G.W. Carver High School



Things To Note . . .

Started all nine games this year. ... Tallied 13 points, four assists, and three rebounds against Kennesaw State. ... Recorded 10 points and four rebounds in 13 minutes against Mississippi Valley State. ... Netted 11 points and tallied a season-high five assists against Utah State. ... Scored all 12 points vs. JSU in second half and had what proved to be game-winning shot. ... Netted a season-high 24 points in an overtime win against Loyola. ... Scored 24 points and tied a career-high with five steals against TCU and then added 22 points vs. SE Louisiana. ... Finished with 16 points and 3 steals vs. Florida A&M.

2013-14 Game-By-Game

Opponent	MIN	FG	Pct.	3FG	Pct.	FT	Pct.	O-D-R	PF	A	TO	B	S	PTS
N8 Prairie View	29	2-9	.222	0-2	.000	2-4	.500	3-2-5	2	3	6	0	0	6
N14 Kennesaw State	29	6-13	.462	1-2	.500	0-1	.000	1-2-3	3	4	3	1	1	13
N19 Mississippi Valley State	13	5-8	.625	0-1	.000	0-0	.000	1-3-4	3	1	1	0	1	10
N23 Utah State	30	5-11	.455	0-0	.000	1-3	.333	1-3-4	4	5	2	0	2	11
N27 Jackson State	26	5-10	.500	0-1	.000	2-2	1.000	2-3-5	4	2	3	2	1	12
D1 Loyola	35	8-12	.667	0-1	.000	8-10	.800	1-4-5	3	0	1	0	2	24
D5 TCU	30	9-12	.750	0-0	.000	6-11	.545	2-3-5	2	3	4	0	5	24
D13 Southeastern Louisiana	31	9-11	.818	2-2	1.000	2-6	.333	0-3-3	3	3	0	0	3	22
D17 Florida A&M	24	3-6	.500	0-1	.000	10-12	.833	0-3-3	2	3	1	0	1	16
D19 Florida Gulf Coast														
D22 South Florida														
D23 TBA														
J2 Maryland-Eastern Shore														
J8 Kentucky														
J11 Ole Miss														
J15 Alabama														
J18 Texas A&M														
J22 Auburn														
J25 Ole Miss														
J30 Florida														
F1 Vanderbilt														
F5 Texas A&M														
F8 Kentucky														
F12 Georgia														
F15 Auburn														
F19 LSU														
F22 Arkansas														
F26 Tennessee														
M1 Missouri														
M5 Georgia														
M8 South Carolina														
M13 SECT														

Season & MSU Highs

Points

Season: 24, twice,
last vs. TCU (12-5-13)
Career: 25, LSU (2-16-13)

Field Goals Made

Season: 9, twice,
last vs. SE Louisiana (12-13-13)
Career: 9, four times,
last vs. SE Louisiana (12-13-13)

Field Goals Attempted

Season: 12, twice,
last vs. TCU (12-5-13)
Career: 17, twice,
last vs. Tennessee (3-14-13)

3-Point FG Made

Season: 2, SE Louisiana (12-13-13)
Career: 2, four times,
last vs. SE Louisiana (12-13-13)

3-Point FG Attempted

Season: 2, twice,
last vs. Kennesaw State (11-14-13)
Career: 7, Providence (12-1-12)

Free Throws Made

Season: 10, Florida A&M (12-17-13)
Career: 10, Florida A&M (12-17-13)

Free Throws Attempted

Season: 12, Florida A&M (12-17-13)
Career: 12, Florida A&M (12-17-13)

Rebounds

Season: 5, four times,
last vs. TCU (12-5-13)
Career: 8, Florida (2-9-13)

Assists

Season: 5, Utah State (11-23-13)
Career: 9, Ole Miss (3-2-13)

Blocks

Season: 2, Jackson State (11-27-13)
Career: 2, five times,
last vs. Jackson State (11-27-13)

Steals

Season: 5, TCU (12-5-13)
Career: 5, three times,
last vs. TCU (12-5-13)

Minutes

Season: 35, Loyola (12-1-13)
Career: 37, Auburn (3-9-13)

CAREER STATS For CRAIG SWORD

Year	GP-GS	Min/Avg	FG-FGA	Pct	3FM-3GA	Pct	FT-FTA	Pct	Rebs	PF-D	Ast	TO	Blk	Stl	Pts/Avg
2012-13	32-30	854/26.7	120-296	.405	13-67	.194	82-148	.554	92-2.9	92-8	75	127	14	55	335/10.5
2013-14	9-9	247/27.4	52-92	.565	3-10	.300	31-49	.633	37-4.1	26-0	24	21	3	16	138/15.3
TOTALS	41-39	1101/26.9	172-388	.443	16-77	.208	113-197	.574	129-3.1	118-8	99	148	17	71	473/11.5

EXHIBITION 1 — Nov. 3, 2013

Mississippi State 86
Auburn Montgomery 57

Humphrey Coliseum • 3 p.m.
Starkville, MS

Colin Borchert scored 23 points and Gavin Ware posted a double-double as Mississippi State defeated Auburn-Montgomery, 86-57.

MSU scored the game's first five points and never trailed in the contest. The Bulldogs shot 51.7 percent from the floor and used its significant height advantage to post plus-11 rebounding advantage against the Division II Warhawks.

In his MSU point guard debut, I.J. Ready had a solid start. In 22 minutes of play, Ready scored only two points but was credited with four assists and two steals, with only one turnover.

For the contest, the Bulldogs shot better than 50 percent each half and hit 42.9 percent from 3-point range. Borchert led the offensive attack with an 8-for-9 night from the field and a 5-of-6 night from the free throw line.

Ware, a sophomore from Starkville, scored 10 points and collected a game-high 12 rebounds for the double-double.

The Bulldogs used defensive pressure to key a 12-2 run early. A free throw by Ware capped the run and pushed the MSU advantage to 21-10 with 8:49 left in the half. AUM hit a couple of 3-point baskets to fight back within 12.

Leading 33-19, MSU ended the half with an 11-3 run for a 44-22 halftime advantage.

The Bulldogs continued the strong offensive play to start the second half, as the lead was quickly pushed out to 56-24 at the first media timeout of the second half.

MSU held a 42-31 rebounding advantage.

Auburn Montgomery

Player	FG	3FG	FT	RB	PF	PT	A	Min
Wade	f 2-5	0-0	2-2	2	4	6	0	21
Davis	g 1-9	1-2	1-3	1	1	4	1	20
Jones	g 0-4	0-3	1-3	5	2	0	0	20
Jackson	g 2-3	0-1	0-0	2	0	4	3	22
Howard	g 0-2	0-1	0-0	0	1	0	0	3
Murphy	6-13	0-1	0-0	8	1	12	5	31
Person	3-3	0-0	0-0	1	5	6	1	15
Washington	1-3	0-0	2-4	1	3	4	0	15
Harrell	3-6	2-4	0-0	2	4	8	1	22
Carney	3-9	2-7	0-0	0	1	8	0	14
Harris	2-6	0-0	1-2	5	2	5	0	17
TOTALS	23-63	5-19	6-11	31	24	57	11	200

Mississippi State

Player	FG	3FG	FT	RB	PF	PT	A	Min
Borchert	f 8-9	2-2	5-6	6	1	23	0	25
Ware	f 3-7	0-0	4-7	12	3	10	0	23
Thomas	g 3-7	2-5	0-0	3	2	8	0	23
Ready	g 1-3	0-0	0-0	0	0	2	4	22
Sword	g 6-10	0-1	0-0	2	0	12	2	19
Applewhite	3-4	2-3	4-4	4	1	12	3	19
Bloodman	2-6	0-2	3-4	5	3	7	5	23
Prater	0-0	0-0	0-0	0	0	0	0	6
Cunningham	1-4	0-1	2-2	2	1	4	1	18
Johnson	3-8	0-0	2-2	6	2	8	3	22
TOTALS	30-58	6-14	20-25	42	13	86	18	200

Halftime: MSU 44, AUM 22. FG%: MSU 53.6%, AUM 34.6%. 3FG%: MSU 30.0%, AUM 20.0%. FT%: MSU 91.7%, AUM 75.0%. Turnovers: MSU 15 (Ware 4), AUM 20 (Murphy 4). Blocked Shots: MSU 6 (Borchert 3), AUM 1 (Wade 1). Steals: MSU 10 (Ware 3), AUM 6 (Murphy 3). Officials: Ed Corbet, Tony Henderson, Marc Ellard. Attendance: N/A.

GAME 1 — Nov. 8, 2013

Mississippi State 71
Prairie View 56

Humphrey Coliseum • 7 p.m.
Starkville, MS

Mississippi State used a dominating inside game to beat Prairie View, 71-56.

Gavin Ware posted his third career double-double (15 points and 15 rebounds).

In his MSU debut, freshman guard I.J. Ready added 14 points, two assists and three steals in 30 minutes of work.

MSU shot 42.2 percent from the floor but was plagued by 21 turnovers. Despite the tighter restrictions on foul calling, the Bulldogs did well there, only being called for 19 personals.

Leading 62-55, the Bulldogs followed a timeout with three straight defensive turnovers and three baskets on the other end for a game-clinching 7-0 run.

MSU scored the game's first five points and held a sizeable lead throughout the contest. A layup by Johnson capped an 11-2 run and extended the lead to 18-9. Prairie View closed within five at 22-17 only to see more full-court pressure lead to a 7-1 run and a 29-18 lead for the Bulldogs.

That last spurt helped push MSU to a 38-28 lead at the intermission.

MSU extended the lead to 45-29 on an old-fashioned 3-point play by Ware. Still, the Panthers had a couple of strong offensive possessions where they beat the Bulldogs back down the court to stay in the contest.

A 3-point basket by Montrael Scott whittled the lead to 62-55 before the game-decisive run. That run included a layup by Trivante Bloodman, a 3-pointer by Ready and a layup by Colin Borchert.

MSU held a 51-27 rebounding advantage.

Prairie View

Player	FG	3FG	FT	RB	PF	PT	A	Min
Robinson	f 1-6	0-5	0-0	1	1	2	0	28
Chapman	f 2-2	0-0	1-2	3	4	5	0	21
Hagood	f 4-5	0-0	3-4	2	3	11	3	32
Brisco	g 0-6	0-5	0-0	2	1	0	0	21
Scott	g 5-12	1-3	4-6	3	3	15	1	30
Adams	0-0	0-0	0-0	0	0	0	1	7
Munks	3-12	1-6	6-8	4	2	13	1	25
Agho	2-2	0-0	1-1	3	3	5	0	16
Montgomery	2-3	1-1	0-0	5	2	5	0	10
Jenkins	0-0	0-0	0-0	0	3	0	0	6
York	0-2	0-2	0-0	0	0	0	0	4
TOTALS	19-50	3-22	15-21	27	22	56	6	200

Mississippi State

Player	FG	3FG	FT	RB	PF	PT	A	Min
Borchert	f 2-5	1-3	2-2	4	3	7	0	24
Ware	f 6-11	0-0	3-5	15	1	15	0	31
Applewhite	g 2-8	1-2	4-4	9	2	9	4	25
Ready	g 6-10	2-3	0-0	3	1	14	2	30
Sword	g 2-9	0-2	2-4	5	2	6	3	29
Bloodman	3-7	0-0	1-2	6	4	7	2	26
Cunningham	1-6	0-2	0-0	1	3	2	2	19
Johnson	5-8	0-0	1-4	7	3	11	0	16
TOTALS	27-64	4-12	13-21	51	19	71	13	200

Halftime: MSU 38, PV 28. FG%: MSU 42.2%, PV 38.0%. 3FG%: MSU 33.3%, PV 13.6%. FT%: MSU 61.9%, PV 71.4%. Turnovers: MSU 21 (Sword 6), PV 19 (Hagood 5). Blocked Shots: MSU 2 (Borchert, Applewhite 1), PV 4 (Robinson, Agho 2). Steals: MSU 8 (Cunningham, Ready 3) PV 10 (Hagood 3). Officials: Patrick Evans, Kevin Fehr, Brian Shey. Attendance: 6,853.

GAME 2 — Nov. 14, 2013

Mississippi State 78
Kennesaw State 55

Humphrey Coliseum • 7 p.m.
Starkville, MS

Mississippi State used a dominating inside game to beat Prairie View, 71-56.

Gavin Ware posted his third career double-double (15 points and 15 rebounds).

In the second half, the Bulldogs shot 53.3 percent from the floor and expanded a 35-31 halftime lead.

MSU placed five players in double figures and forced 26 turnovers.

Strong 3-point shooting allowed Kennesaw State to hold the early lead. A 3-pointer by Nigel Pruitt and follow-up basket by Yonel Brown placed the Owls on top 18-14. The Bulldogs took the lead for good at 20-19 on a free throw by Fred Thomas with 8:33 left in the contest.

A layup by Roquez Johnson ran the lead to 27-21 with 6:14 left in the half. Kennesaw State hung tough though and trailed only 35-31 at the break.

Dre Applewhite and IJ Ready sparked a quick burst to start the second half. A spinning jumper in the lane by Applewhite ran the lead to 42-33 with 16:04 left. A 10-3 run by MSU pushed the Maroon and White advantage to 52-41 with 11:07 left.

MSU took advantage of strong second-half shooting and foul trouble for Kennesaw State to push the lead to as many as 23 in the closing minutes.

Fred Thomas led MSU with 17 points, while Colin Borchert added 15 points, Craig Sword added 13 points and Trivante Bloodman added 11 points.

Kennesaw State

Player	FG	3FG	FT	RB	PF	PT	A	Min
Pruitt	f 2-8	2-8	0-0	0	1	6	2	17
Morena	f 2-3	0-0	0-0	4	5	4	0	10
Coleman	f 4-6	0-1	1-4	6	1	9	1	28
Kouassi	g 2-2	0-0	2-5	5	5	6	0	29
Brown	g 5-9	3-3	2-2	1	0	15	7	35
Love	3-11	1-4	1-2	3	3	8	2	28
Montgomery	0-1	0-1	0-0	0	0	0	0	2
Drees	2-2	0-0	1-2	4	3	5	0	23
Wozniak	0-1	0-0	2-2	2	0	2	0	9
Byers	0-1	0-0	0-0	1	0	0	1	5
Osemhen	0-2	0-0	0-0	3	5	0	1	14
TOTALS	20-44	6-17	9-17	33	23	55	14	200

Mississippi State

Player	FG	3FG	FT	RB	PF	PT	A	Min
Borchert	f 5-13	3-7	2-2	4	4	15	1	29
Ware	f 4-4	0-0	1-3	10	2	9	0	23
Thomas	g 6-14	4-8	1-4	3	3	17	3	30
Ready	g 0-2	0-2	0-0	2	0	0	6	24
Sword	g 6-13	1-2	0-1	3	3	13	4	29
Applewhite	1-3	0-1	1-2	2	2	3	1	11
Bloodman	2-3	0-0	7-9	2	1	11	0	16
Davis	0-1	0-1	0-0	0	0	0	1	2
Cunningham	0-1	0-1	0-0	1	1	0	0	11
Johnson	4-6	0-1	2-4	2	2	10	0	25
TOTALS	28-60	8-23	14-25	33	19	78	16	200

Halftime: MSU 35, KSU 31. FG%: MSU 46.7%, KSU 45.5%. 3FG%: MSU 34.8%, KSU 35.3%. FT%: MSU 56.0%, KSU 52.9%. Turnovers: MSU 12 (Sword, Applewhite 3), KSU 26 (Coleman 5). Blocked Shots: MSU 4 (Borchert 2), KSU 3 (Three players with 1). Steals: MSU 15 (Three players with 3), KSU 4 (Four players with 1). Officials: Mike Nance, Jeff Smith, John Hampton. Attendance: 6,806.

GAME 3 — Nov. 19, 2013

Mississippi State 94
Mississippi Valley State 72

Humphrey Coliseum • 7 p.m.
Starkville, MS

Gavin Ware recorded his second double-double in three games as MSU claimed a 94-72 win against Mississippi Valley State.

The Bulldogs scored a season-high 94 points and shot a season-best 52.2 percent from the field.

Through the first two games of the season, Ray has talked about the need to get more touches inside the paint for Ware, who responded with a career-high 23 points and 11 rebounds.

The Bulldogs offensive game plan worked to near perfection. MSU dished out 17 assists and only committed a season-low 11 turnovers.

Ware scored seven of his team's first 11 points as the Bulldogs quickly sprinted to an 11-4 lead. A jumper by Craig Sword ran the lead to 19-8 with 13:22 left in the first half.

Sword later scored back-to-back baskets as the lead was quickly pushed up to 30-17. The Bulldogs shot 58.8 percent from the floor in the first half and led 44-29 at the intermission.

Bloodman had eight points, five assists and four steals in 27 minutes of action. Jacoby Davis also saw his first extended playing time of the season with 13 minutes at a guard position.

In the second half, the Delta Devils (1-3) closed within nine at 52-43 with 15:14 left. The Bulldogs then used a 12-4 run to move back out of danger.

MSU would build as large as a 27 point lead.

Mississippi Valley State

Player	FG	3FG	FT	RB	PF	PT	A	Min
Ralling	f 1-5	0-1	2-2	3	2	4	0	13
Currington	f 5-6	0-0	0-1	3	4	10	0	16
Prior	f 7-16	1-4	4-4	5	3	19	4	38
Marshall	g 3-6	0-1	2-2	0	3	8	5	23
McDoonald	g 4-9	2-5	2-3	2	1	12	1	36
Vaught	0-0	0-0	0-0	2	0	0	1	5
Washington	3-7	1-1	0-0	1	0	7	0	12
Fauntleroy	0-1	0-0	0-0	0	0	0	1	5
Dobbs	1-1	0-0	2-2	0	0	4	0	4
Henry	0-0	0-0	0-0	0	1	0	0	7
Francis	4-6	0-0	0-0	4	5	8	0	23
Milshtein	0-1	0-0	0-0	2	1	0	0	5
Hurt	0-1	0-0	0-0	3	1	0	0	13
TOTALS	28-59	4-12	12-14	27	21	72	12	200

Mississippi State

Player	FG	3FG	FT	RB	PF	PT	A	Min
Borchert	f 6-13	2-5	0-0	4	2	14	4	31
Ware	f 8-11	0-0	7-11	11	1	23	0	26
Thomas	g 3-9	1-3	1-1	1	2	8	1	27
Bloodman	g 4-5	0-0	0-0	2	1	8	5	27
Sword	g 5-8	0-1	0-0	4	3	10	1	13
Applewhite	2-3	0-0	5-6	7	2	9	3	20
Davis	2-3	2-3	0-1	2	1	6	0	13
Cunningham	2-4	0-1	0-0	1	3	4	1	20
Johnson	3-11	0-1	6-8	5	2	12	2	23
TOTALS	35-67	5-14	19-27	41	17	94	17	200

Halftime: MSU 44, MVS 29. FG%: MSU 52.2%, MVS 47.5%. 3FG%: MSU 35.7%, MVS 33.3%. FT%: MSU 70.4%, MVS 85.7%. Turnovers: MSU 11 (Thomas, Applewhite 3), MVS 18 (Marshall 4). Blocked Shots: MSU 3 (Borchert 2), MVS 1 (Francis 1). Steals: MSU 10 (Bloodman 4) MVS 7 (Marshall 2). Officials: Lee Cassell, Chuck Jones, James Barker. Attendance: 6,759.

GAME 4 — Nov. 23, 2013

Utah State 87
Mississippi State 68

Dee Glen Smith Spectrum • 8 p.m.
Logan, Utah

Playing its first road game of the season was a difficult experience for Mississippi State as it dropped an 87-68 decision to Utah State.

Utah State scored five straight points to build an early 13-6 lead. MSU cut it back to 17-16 on a Gavin Ware dunk and 3-pointer from Jacoby Davis. The Aggies scored the game's next seven points and quickly led 24-16.

Utah State hit six first-half 3-point baskets early foul troubles caused a shuffling of the MSU line, as the Aggies led 41-28 at halftime.

The Bulldogs closed within nine twice and then eight at 51-43 on two free throws by Ware. Utah State followed with a 10-0 run, which was eventually halted on a 3-point basket by Dre Applewhite.

MSU got no closer than 10 the rest of the way.

For the contest, the Bulldogs hit 26 of 57 shots from the field (45.6 percent), 5 of 16 shots from 3-point range (31.3 percent) and 11 of 17 shots from the foul line (64.7 percent). The Aggies hit 28 of 54 shots from the field (51.9 percent), 11 of 23 shots from the 3-point range (47.8 percent) and 20 of 27 shots from the foul line (74.1 percent).

Utah State held a 41-23 rebounding advantage.

Ware posted his third double-double of the season with 19 points and 10 rebounds for MSU. Colin Borchert added 15 points, while Craig Sword added 11 points and Applewhite added 10 points.

Mississippi State

Player	FG	3FG	FT	RB	PF	PT	A	Min
Borchert	f 6-12	3-7	0-0	1	3	15	1	23
Ware	f 8-13	0-0	3-4	10	3	19	1	33
Thomas	g 1-5	0-2	0-1	2	2	2	2	32
Bloodman	g 1-4	0-2	0-0	0	4	2	6	19
Sword	g 5-11	0-0	1-3	4	4	11	5	30
Applewhite	3-4	1-1	3-4	4	3	10	2	23
Davis	1-6	1-4	2-2	0	2	5	0	21
Cunningham	0-0	0-0	0-0	0	0	0	0	7
Johnson	1-2	0-0	2-3	2	5	4	1	12
TOTALS	26-57	5-16	11-17	23	26	68	18	200

Utah State

Player	FG	3FG	FT	RB	PF	PT	A	Min
Butterfield	f 4-7	3-5	5-6	6	2	16	3	32
Davis, K.	f 2-5	0-0	0-0	5	3	4	1	17
Shaw	f 6-11	0-0	5-6	8	4	17	1	24
Medlin	g 7-12	4-7	3-4	2	1	21	6	32
Roland	g 2-4	1-3	0-1	1	1	5	2	22
Davis, M.	1-2	0-0	1-2	1	1	3	4	16
Clifford	1-3	1-3	0-0	0	0	3	0	6
Noma'aea	0-0	0-0	0-0	0	0	0	1	2
Berger	0-3	0-3	0-1	1	1	0	0	9
Moore	3-3	1-1	2-3	8	0	9	1	17
McGlaston	2-2	1-1	0-0	1	1	5	0	5
Stone	0-1	0-0	4-4	6	3	4	0	16
Harris	0-1	0-0	0-0	1	0	0	0	2
TOTALS	28-54	11-23	20-27	41	17	87	19	200

Halftime: US 41, MSU 28. FG%: MSU 45.6%, US 51.9%. 3FG%: MSU 31.3%, US 47.8%. FT%: MSU 64.7%, US 74.1%. Turnovers: MSU 14 (Thomas 3), US 16 (Butterfield 5). Blocked Shots: MSU 3 (Thomas 2), US 2 (Butterfield, Moore 1). Steals: MSU 8 (Three with 2) US 3 (Stone 2). Officials: Dick Cartmell, Larry Spaulding, Bob Staffen. Attendance: 10,043.

GAME 5 — Nov. 27, 2013

Mississippi State 58
Jackson State 56

Humphrey Coliseum • 1 p.m.
Starkville, MS

Mississippi State rallied to beat Jackson State, 58-56 behind 12 second-half points from Craig Sword.

Entering the contest fresh off a win over Tennessee-Martin, Jackson State scored the game's first seven points and led 28-23 at halftime. In the opening half, the Bulldogs shot a season-low 28 percent from the field. Jackson State also held a plus-five rebounding advantage at halftime.

In the second half, MSU moved the ball inside more and only took one three-point shot attempt, compared to 12 in the first half.

The Bulldogs only held two leads in the first half. In the second half, MSU gained more focus but still had trouble gaining complete control of the contest.

A dunk by Roquez Johnson gave MSU a 35-34 lead with 15:00 left in the contest. MSU eventually scored eight straight points to build a 39-34 lead on a jumper by Trivante Bloodman.

Jackson State rallied and grabbed a 44-42 lead on a layup by Julysses Nobles with 9:32 left.

MSU battled back for a 51-51 tie on a Sword tip-in with 5:31 left.

The Bulldogs took the lead for good at 57-55 on a Sword jumper with 1:21 left.

MSU held a 33-32 rebounding advantage. The Bulldogs had six assists and 19 turnovers, while the Tigers had five assists and 15 turnovers.

Playing only 26 minutes due to foul trouble, Sword led MSU with his 12 points.

Jackson State

Player	FG	3FG	FT	RB	PF	PT	A	Min
Bolden	f 0-2	0-0	0-0	3	4	15	2	10
West	f 4-6	0-0	2-2	12	2	19	0	32
Nobles	g 8-21	0-4	6-9	3	2	2	2	39
Brent	g 1-7	1-5	0-0	6	1	2	0	33
Robinson	g 2-3	0-0	0-0	2	3	11	0	16
Taylor	1-4	0-0	5-6	1	3	10	1	31
Stubbs	3-9	0-1	2-2	3	1	5	0	29
Love	0-0	0-0	0-0	0	0	0	0	2
Middleton	1-2	0-0	0-0	2	0	4	0	8
TOTALS	20-54	1-10	15-19	32	16	56	5	200

Mississippi State

Player	FG	3FG	FT	RB	PF	PT	A	Min
Borchert	f 3-6	0-2	0-0	5	4	15	0	30
Ware	f 2-5	0-0	0-0	7	1	19	0	25
Thomas	g 3-10	1-4	4-5	6	3	2	0	33
Bloodman	g 2-4	1-2	1-2	1	1	2	2	31
Sword	g 5-10	0-1	2-2	5	4	11	2	26
Applewhite	1-5	0-1	0-2	2	1	10	1	13
Davis	2-3	2-3	0-0	2	1	5	0	9
Cunningham	0-0	0-0	0-0	0	0	0	1	8
Johnson	2-3	0-0	7-8	2	1	4	0	25
TOTALS	20-46	4-13	14-19	33	16	58	6	200

Halftime: JSU 28, MSU 23. FG%: MSU 43.5%, JSU 37.0%. 3FG%: MSU 30.8%, JSU 10.0%. FT%: MSU 73.7%, JSU 78.9%. Turnovers: MSU 19 (Three players with 3), JSU 15 (Nobles 5). Blocked Shots: MSU 6 (Three players with 2), JSU 0. Steals: MSU 6 (Bloodman, Applewhite 2) JSU 8 (West 3). Officials: Ron Groover, Patrick Evans, John Healy. Attendance: 6,776.

GAME 6 — DEC. 1, 2013

Mississippi State	65
Loyola	64

Humphrey Coliseum • Noon
Starkville, MS

The dynamic duo of Craig Sword outside and Roqueez Johnson inside lifted Mississippi State to a 65-64 overtime win against Loyola.

The teams were playing the "Game of Change" to commemorate the 50th anniversary of the two schools' historic meeting in the 1963 NCAA Tournament.

The contest was nip-and-tuck throughout. The score was tied 13 times and the lead changed hands 20 times. The largest lead for Loyola was seven points in the first half and the largest lead for MSU was six points in the second half.

Sword scored 24 points to lead the Bulldogs' offensive efforts. Johnson poured in a career-high 20 points.

The Bulldogs struggled out of the gates early offensively. MSU held a 9-8 lead before Loyola reeled off a 10-2 run for an 18-11 lead.

MSU battled back on top at 23-22 and at the half it was 29-all.

In the second half, Loyola led 38-33 before MSU answered with an 11-0 run. Tyson Cunningham hit back-to-back 3-point baskets to spark the run. The lead stood at 44-38 on a Sword layup with 12:10 left in the contest.

The lead went back and forth a few more times before Milton Doyle hit a 3-pointer for Loyola to tie the contest at 56 with 1:09 left.

Loyola built a four-point lead in overtime at 60-56. A dunk by Sword capped a 5-0 run as MSU grabbed a 61-60 lead. A 9-2 run by MSU ran the lead to 65-62 with 54 seconds left in the overtime.

Loyola										
Player	FG	3FG	FT	RB	PF	PT	A	Min		
King	c 1-1	0-0	0-0	1	0	2	0	6		
Crisman	g 1-5	1-2	0-0	3	1	3	5	32		
White	g 3-6	0-0	0-0	1	3	6	2	31		
Thomas	g 5-10	0-0	2-2	9	4	12	0	36		
Doyle	g 7-13	2-5	6-8	4	4	22	1	34		
Johnson	0-2	0-1	0-0	7	1	0	0	14		
Pickett	1-3	0-1	0-0	2	1	2	1	9		
Turk	3-9	2-7	2-2	3	4	10	0	33		
Dokubo	0-0	0-0	0-0	0	0	0	0	1		
Leary	2-4	1-2	2-2	3	5	7	3	27		
Nixon	0-1	0-1	0-0	0	1	0	0	2		
TOTALS	23-54	6-19	12-14	35	24	64	12	225		

Mississippi State										
Player	FG	3FG	FT	RB	PF	PT	A	Min		
Borchert	f 2-8	1-6	1-2	0	5	6	3	32		
Ware	f 0-3	0-0	0-2	5	3	0	0	16		
Thomas	g 3-8	1-4	0-2	3	3	7	0	37		
Bloodman	g 1-2	0-0	0-0	1	2	2	2	39		
Sword	g 8-12	0-1	8-10	5	3	24	0	35		
Applewhite	0-0	0-0	0-0	0	1	0	0	10		
Davis	0-1	0-1	0-0	0	0	0	2	6		
Cunningham	2-3	2-3	0-0	0	0	6	1	13		
Johnson	6-10	0-1	8-12	11	2	20	2	37		
TOTALS	22-47	4-16	17-28	27	19	65	10	225		

Halftime: MSU 29, LC 29. FG%: MSU 46.8%, LC 42.6%. 3FG%: MSU 25.0%, LC 31.6%. FT%: MSU 60.7%, LC 85.7%. Turnovers: MSU 9 (Thomas 3), LC 14 (Doyle 4). Blocked Shots: MSU 1 (Thomas 1), LC 1 (Turk 1). Steals: MSU 7 (Sword 2) LC 2 (White 2). Officials: Mike Nance, Antinio Petty, Todd Austin. Attendance: 6,010.

GAME 7 — DEC. 5, 2013

TCU	71
Mississippi State	61

Humphrey Coliseum • 6 p.m.
Starkville, MS

A late rally fell short as the Mississippi State dropped a 71-61 decision to TCU in the Big 12/SEC Challenge.

MSU managed two two-point leads early in the game. TCU took advantage of the early offensive struggles to build a comfortable lead.

TCU built a 19-8 lead, as MSU did not reach double digits scoring until 11 minutes had been played. In the opening half, MSU shot 36 percent from the field and trailed 34-22 at the intermission.

TCU stretched the lead to 18 at 45-27 with less than five minutes gone by in the second half. MSU turned up the intensity on both ends of the floor and made a run.

Still down 18 at 52-34, the Bulldogs trimmed the deficit to 10 points at 55-45 on a three-pointer by Ready. A jumper by Roqueez Johnson capped a 16-4 run as MSU closed within 59-56 with 2:28 left in the contest.

The Bulldogs turned the ball over the next possession and the Horned Frogs hit 10 of 12 free throws to seal the victory.

For the contest, the Bulldogs hit 24 of 56 shots from the field (42.9 percent), 3 of 18 shots from 3-point range (16.7 percent) and 10 of 20 shots from the foul line (50.0 percent). The Horned Frogs hit 20 of 44 shots from the field (45.5 percent), 6 of 14 shots from 3-point range (42.9 percent) and 25 of 31 shots from the foul line (80.6 percent).

TCU held a 34-32 rebounding advantage. The Bulldogs had nine assists and 15 turnovers, while the Horned Frogs had seven assists and 17 turnovers.

TCU										
Player	FG	3FG	FT	RB	PF	PT	A	Min		
Parrish	f 1-6	1-4	3-4	1	3	6	0	25		
Shepherd	c 2-4	0-0	5-6	16	4	9	0	36		
Anderson	g 4-7	1-2	7-7	2	3	16	4	36		
Gore	g 0-1	0-0	0-0	1	3	0	0	7		
Ray	g 3-8	0-1	3-4	5	3	9	2	37		
Hill	7-13	3-5	3-4	3	2	20	0	24		
Williams	3-5	1-2	4-6	3	0	11	1	30		
Montigel	0-0	0-0	0-0	2	0	0	0	5		
TOTALS	20-44	6-14	25-31	34	18	71	7	200		

Mississippi State										
Player	FG	3FG	FT	RB	PF	PT	A	Min		
Borchert	f 1-4	0-3	0-0	2	4	2	2	15		
Ware	f 4-9	0-0	1-1	6	4	9	0	24		
Thomas	g 0-4	0-3	1-2	3	2	1	2	24		
Bloodman	g 1-4	0-1	0-0	1	3	2	2	25		
Sword	g 9-12	0-0	6-11	5	2	24	3	30		
Applewhite	2-5	0-1	1-2	4	3	5	0	14		
Davis	0-1	0-1	0-0	0	0	0	0	3		
Ready	3-8	3-7	0-0	0	1	9	0	23		
Cunningham	0-2	0-2	0-0	0	1	0	0	8		
Johnson	4-7	0-0	1-4	6	2	9	0	34		
TOTALS	24-56	3-18	10-20	32	22	61	9	200		

Halftime: TCU 34, MSU 22. FG%: MSU 42.9%, TCU 45.5%. 3FG%: MSU 25.0%, TCU 42.9%. FT%: MSU 50.0%, TCU 80.6%. Turnovers: MSU 15 (Sword 4), TCU 17 (Anderson 6). Blocked Shots: MSU 3 (Thomas 2), TCU 4 (Shepherd 3). Steals: MSU 10 (Sword 5), TCU 6 (Ray 3). Officials: Tony Greene, Ron Groover, Byron Jarrett. Attendance: 6,795.

GAME 8 — DEC. 13, 2013

Mississippi State	68
Southeastern Louisiana	62

BancorpSouth Arena • 7 p.m.
Tupelo, MS

Craig Sword scored 22 points on 9-of-11 shooting as Mississippi State defeated Southeastern Louisiana, 68-62.

In a nip-and-tuck battle, the Bulldogs did not take the lead for good until the closing minutes. Playing its annual in-state game away from campus, MSU (6-2) improved to 4-0 all-time in Tupelo.

The Bulldogs held the Lions to one field goal over the first seven minutes of the game and quickly sprinted to a 12-2 lead. The Lions hit a couple of 3s and quickly got back within 14-11.

A 3-pointer by Sword ran the lead back to 17-11. A basket by Trivante Bloodman ran the lead to 26-20. The Lions came back with a 10-3 run to take a 30-29 lead.

A 3-pointer by Julian Chiera placed Southeastern Louisiana on top 33-32 at halftime.

Southeastern Louisiana quickly built a 40-34 lead less than two minutes played in the second half. MSU did not take the lead for good until Sword scored six straight points for a 50-48 advantage with 13:08 left.

The Bulldogs took the lead for good on a layup by Sword at 56-54 with 7:30 left. A follow-up 3-pointer by Sword ran the lead to 60-56.

For the contest, the Bulldogs hit 25 of 46 shots from the field (54.3 percent), 3 of 8 shots from 3-point range (37.5 percent) and 15 of 28 shots from the foul line (53.6 percent). The Lions hit 25 of 63 shots from the field (39.7 percent), 6 of 24 shots from 3-point range (25.0 percent) and 6 of 8 shots from the foul line (75.0 percent).

MSU held a 34-31 rebounding advantage. The Bulldogs had 12 assists and 14 turnovers.

SELA										
Player	FG	3FG	FT	RB	PF	PT	A	Min		
Upson	f 2-4	0-0	0-0	5	4	4	1	21		
Benton	f 10-17	1-3	5-6	8	3	26	0	40		
Evans	g 0-3	0-2	0-0	0	3	0	2	12		
Filmore	g 2-8	2-7	0-0	1	3	6	6	38		
Ricard	g 3-9	1-4	1-2	4	4	8	3	28		
Hawkins	4-13	0-5	0-0	4	0	8	0	28		
Chiera	2-5	1-2	0-0	0	4	5	0	15		
Cooper	0-0	0-0	0-0	0	0	0	0	1		
Ochie	2-4	1-1	0-0	5	3	5	0	17		
TOTALS	25-63	6-24	6-8	31	24	62	12	200		

Mississippi State										
Player	FG	3FG	FT	RB	PF	PT	A	Min		
Ware	f 4-6	0-0	1-3	6	2	9	1	33		
Johnson	f 3-6	0-0	0-2	3	0	6	1	10		
Applewhite	g 1-1	0-0	4-6	1	3	6	1	23		
Ready	g 1-5	0-1	0-0	2	3	2	4	25		
Sword	g 9-11	2-2	2-6	3	3	22	3	31		
Thomas	3-10	0-1	2-2	6	1	8	0	25		
Borchert	2-5	1-4	4-4	7	3	9	0	27		
Bloodman	1-1	0-0	2-5	4	0	4	2	22		
Cunningham	1-1	0-0	0-0	0	0	2	0	4		
TOTALS	25-46	3-8	15-28	34	15	68	12	200		

Halftime: SELA 33, MSU 32. FG%: MSU 54.3%, SELA 39.7%. 3FG%: MSU 37.5%, SELA 25.0%. FT%: MSU 53.6%, SELA 75.0%. Turnovers: MSU 14 (Ready 4), SELA 12 (Benton 4). Blocked Shots: MSU 4 (Borchert 2), SELA 1 (Filmore). Steals: MSU 8 (Sword 3), SELA 6 (Evans 2). Officials: Ted Valentine, Anthony Jordan, James Breeding. Attendance: 2,035.

GAME 9 — DEC. 17, 2013

Mississippi State 78
Florida A&M 65

Humphrey Coliseum • 7 p.m.
Starkville, MS

Mississippi State has been looking for more first-half offense in men's basketball this season, and it got just that in a 78-65 victory against Florida A&M.

MSU hit 33 of 45 attempts at the free throw line while only committing 12 turnovers. The Bulldogs never trailed in the contest.

Craig Sword paced MSU with 16 points while Dre Applewhite recorded his first-career double-double with 14 points and 11 rebounds.

MSU quickly scored the game's first five points on a 3-point by Colin Borchert and a follow-up basket by Craig Sword.

The Rattlers closed within 10-9 before the Bulldogs scored the game's next four points on two free throws by Trivante Bloodman and a layup by Sword.

MSU held Florida A&M scoreless for a stretch better than four minutes as the Bulldogs built the lead to 25-13.

The Bulldogs pushed the lead to 36-20 on a Sword layup with 1:50 left in the half.

In the opening half, the Bulldogs converted 52 percent of their shots from the field.

For MSU, 42 points was the second most points in a first half this season. The halftime advantage was the season's largest.

MSU scored the first nine points of the second half and forced five turnovers over the first four minutes.

Florida A&M

Player	FG	3FG	FT	RB	PF	PT	A	Min
King	c 0-1	0-0	0-0	3	4	0	1	10
Kellum	g 2-5	0-0	2-2	9	4	6	0	15
Adams	g 2-9	2-5	0-0	5	3	6	2	22
Lewis	g 1-7	0-2	0-0	0	1	2	0	17
Bullard	g 6-9	1-1	1-2	4	3	14	4	28
Rozier	3-7	2-3	0-0	4	4	8	1	16
Spiller	1-4	1-3	3-6	0	3	6	2	14
Nelson	2-6	2-5	0-0	0	0	6	0	13
Crawford	2-7	0-0	0-0	1	1	4	0	8
Abdul-Ale	0-2	0-0	0-0	1	3	0	1	10
Bradshaw	4-8	0-2	1-2	5	0	9	0	15
Davis	2-5	0-0	0-0	3	3	4	1	18
Odi	0-3	0-0	0-0	7	0	0	0	14
TOTALS	25-73	8-21	7-12	48	29	65	12	200

Mississippi State

Player	FG	3FG	FT	RB	PF	PT	A	Min
Borchert	f 3-7	2-4	2-2	6	1	10	1	29
Ware	f 3-8	0-0	3-5	5	1	9	0	27
Applewhite	g 3-4	1-2	7-11	11	2	14	1	27
Ready	g 3-7	2-4	0-0	2	1	8	4	23
Sword	g 3-6	0-1	10-12	3	2	16	3	24
Thomas	2-11	0-6	1-2	6	1	5	3	26
Bloodman	1-3	0-0	8-9	3	1	10	1	21
Davis	0-1	0-1	0-0	0	0	0	0	5
Moore	1-2	0-0	0-2	1	0	2	0	2
Cunningham	1-1	0-0	2-2	1	3	4	0	12
Johnson	0-1	0-0	0-0	2	0	0	0	4
TOTALS	20-51	5-18	33-45	40	12	78	13	200

Halftime: MSU 42, FAMU 27. FG%: MSU 39.2%, FAMU 34.2%. 3FG%: MSU 27.8%, FAMU 38.1%. FT%: MSU 73.3%, FAMU 58.3%. Turnovers: MSU 12 (Applewhite 4), FAMU 15 (Adams, Spiller 3). Blocked Shots: MSU 5 (Borchert 3), FAMU 4 (Odi 4). Steals: MSU 12 (Applewhite 3), FAMU 8 (Spiller 2). Officials: Lee Cassell, James Barker, Patrick Evans. Attendance: 5,803.

GAME 10 — DEC. 19, 2013

Mississippi State
Florida Gulf Coast

Humphrey Coliseum • 8 p.m.
Starkville, MS

GAME 11 — DEC. 22, 2013

Mississippi State
South Florida

New Orleans Arena • 7 p.m.
Las Vegas

2013-14 Mississippi State Basketball
Mississippi State Combined Team Statistics (as of Dec 17, 2013)
All games



RECORD:	OVERALL	HOME	AWAY	NEUTRAL
ALL GAMES	7-2	6-1	0-1	1-0
CONFERENCE	0-0	0-0	0-0	0-0
NON-CONFERENCE	7-2	6-1	0-1	1-0

##	Player	gp-gs	min	avg	Total		3-Point		F-Throw		Rebounds				pf	dq	a	to	blk	stl	pts	avg
					fg-fga	fg%	3fg-fga	3fg%	ft-fga	ft%	off	def	tot	avg								
32	Craig Sword	9-9	247	27.4	52-92	.565	3-10	.300	31-49	.633	11	26	37	4.1	26	0	24	21	3	16	138	15.3
20	Gavin Ware	9-9	238	26.4	39-70	.557	0-0	.000	19-34	.559	23	52	75	8.3	18	0	2	15	6	9	97	10.8
03	Colin Borchert	9-8	240	26.7	30-73	.411	13-41	.317	11-12	.917	5	28	33	3.7	29	1	12	17	13	8	84	9.3
25	Roquez Johnson	9-1	186	20.7	28-54	.519	0-3	.000	27-45	.600	16	25	41	4.6	17	1	6	12	0	6	83	9.2
01	Fred Thomas	8-6	234	29.3	21-71	.296	7-31	.226	10-19	.526	3	27	30	3.8	17	0	11	16	8	9	59	7.4
15	I.J. Ready	5-4	125	25.0	13-32	.406	7-17	.412	0-0	.000	3	6	9	1.8	6	0	16	9	0	8	33	6.6
02	Dre Applewhite	9-3	166	18.4	15-33	.455	3-8	.375	25-37	.676	17	23	40	4.4	19	0	13	18	1	7	58	6.4
04	Trivante Bloodman	9-5	226	25.1	16-33	.485	1-5	.200	19-27	.704	7	14	21	2.3	18	0	22	8	0	11	52	5.8
11	Jacoby Davis	7-0	59	8.4	5-16	.313	5-14	.357	2-3	.667	2	2	4	0.6	4	0	3	0	0	3	17	2.4
13	Tevin Moore	1-0	2	2.0	1-2	.500	0-0	.000	0-2	.000	1	0	1	1.0	0	0	0	0	0	0	2	2.0
24	Tyson Cunningham	9-0	102	11.3	7-18	.389	2-9	.222	2-2	1.000	1	3	4	0.4	11	0	5	6	0	7	18	2.0
Team											10	9	19					5				
Total.....		9	1825		227-494	.460	41-138	.297	146-230	.635	99	215	314	34.9	165	2	114	127	31	84	641	71.2
Opponents.....		9	1825		208-495	.420	51-162	.315	121-163	.742	96	212	308	34.2	194	-	99	152	20	54	588	65.3

TEAM STATISTICS	MS	OPP
SCORING	641	588
Points per game	71.2	65.3
Scoring margin	+5.9	-
FIELD GOALS-ATT	227-494	208-495
Field goal pct	.460	.420
3 POINT FG-ATT	41-138	51-162
3-point FG pct	.297	.315
3-pt FG made per game	4.6	5.7
FREE THROWS-ATT	146-230	121-163
Free throw pct	.635	.742
F-Throws made per game	16.2	13.4
REBOUNDS	314	308
Rebounds per game	34.9	34.2
Rebounding margin	+0.7	-
ASSISTS	114	99
Assists per game	12.7	11.0
TURNOVERS	127	152
Turnovers per game	14.1	16.9
Turnover margin	+2.8	-
Assist/turnover ratio	0.9	0.7
STEALS	84	54
Steals per game	9.3	6.0
BLOCKS	31	20
Blocks per game	3.4	2.2
ATTENDANCE	45802	12078
Home games-Avg/Game	7-6543	1-10043
Neutral site-Avg/Game	-	1-2035

Date	Opponent		Score	Att.
11-08-13	PRAIRIE VIEW	W	71-56	6853
11-14-13	KENNESAW STATE	W	78-55	6806
11-19-13	MISS. VALLEY STATE	W	94-72	6759
11-23-14	at Utah State	L	68-87	10043
11-27-13	JACKSON STATE	W	58-56	6776
12-01-13	LOYOLA CHICAGO	Wot	65-64	6010
12-05-13	TCU	L	61-71	6795
12-13-13	vs SE Louisiana	W	68-62	2035
12-17-13	FLORIDA A&M	W	78-65	5803

* - Conference game

Score by Periods	1st	2nd	OT	Totals
Mississippi State	293	339	9	641
Opponents	280	300	8	588

2013-14 Mississippi State Basketball
Mississippi State Game-by-Game Highs (as of Dec 17, 2013)
All games



Opponent	Date	Score	Points	Rebounds	Assists	Steals	Blocked shots
PRAIRIE VIEW	11-08-13	71-56	15-Gavin Ware	15-Gavin Ware	4-Dre Applewhite	3-Tyson Cunningham I.J. Ready	1-Colin Borchert Dre Applewhite
KENNESAW STATE	11-14-13	78-55	17-Fred Thomas	10-Gavin Ware	6-I.J. Ready	3-Fred Thomas Gavin Ware I.J. Ready	2-Colin Borchert
MISS. VALLEY STATE at Utah State	11-19-13	94-72	23-Gavin Ware	11-Gavin Ware	5-Trivante Bloodman	4-Trivante Bloodman	2-Colin Borchert
	11-23-14	68-87	19-Gavin Ware	10-Gavin Ware	6-Trivante Bloodman	2-Gavin Ware Roquez Johnson Craig Sword	2-Fred Thomas
JACKSON STATE	11-27-13	58-56	12-Craig Sword	7-Gavin Ware	2-Craig Sword Trivante Bloodman	2-Dre Applewhite Trivante Bloodman	2-Colin Borchert Craig Sword Gavin Ware
LOYOLA CHICAGO TCU	12-01-13	65-64	24-Craig Sword	11-Roquez Johnson	3-Colin Borchert	2-Craig Sword	1-Fred Thomas
	12-05-13	61-71	24-Craig Sword	6-Roquez Johnson Gavin Ware	3-Craig Sword	5-Craig Sword	2-Fred Thomas
vs SE Louisiana	12-13-13	68-62	22-Craig Sword	7-Colin Borchert	4-I.J. Ready	3-Craig Sword	2-Colin Borchert
FLORIDA A&M	12-17-13	78-65	16-Craig Sword	11-Dre Applewhite	4-I.J. Ready	3-Dre Applewhite	3-Colin Borchert

2013-14 Mississippi State Basketball
Mississippi State Team Game-by-Game Comparison (as of Dec 17, 2013)
All games



Opponent	1st	2nd	Score	Mar	Total FG	FG Pct	3-Pointers	3FG Pct	Free Throws	FT Pct	Rebounds	Assist	T/Over	Block	Steal	Fouls
PRAIRIE VIEW	38/28	33/28	71-56	+15	27-64/19-50	.422/.380	4-12/3-22	.333/.136	13-21/15-21	.619/.714	51/27 +24	13/6	21/19	2/4	8/10	19/22
KENNESAW STATE	35/31	43/24	78-55	+23	28-60/20-44	.467/.455	8-23/6-17	.348/.353	14-25/9-17	.560/.529	33/33 -	16/14	12/26	4/3	15/4	19/23
MISS. VALLEY STATE	44/29	50/43	94-72	+22	35-67/28-59	.522/.475	5-14/4-12	.357/.333	19-27/12-14	.704/.857	41/27 +14	17/12	11/18	3/1	10/7	17/21
Utah State	28/41	40/46	68-87	(19)	26-57/28-54	.456/.519	5-16/11-23	.313/.478	11-17/20-27	.647/.741	23/41 (18)	18/19	14/16	3/2	8/3	26/17
JACKSON STATE	23/28	35/28	58-56	+2	20-46/20-54	.435/.370	4-13/1-10	.308/.100	14-19/15-19	.737/.789	33/32 +1	6/5	19/15	6/0	6/8	16/16
LOYOLA CHICAGO	29/29	27/27	65-64	+1	22-47/23-54	.468/.426	4-16/6-19	.250/.316	17-28/12-14	.607/.857	27/35 (8)	10/12	9/14	1/1	7/2	19/24
TCU	22/34	39/37	61-71	(10)	24-56/20-44	.429/.455	3-18/6-14	.167/.429	10-20/25-31	.500/.806	32/34 (2)	9/7	15/17	3/4	10/6	22/18
SE Louisiana	32/33	36/29	68-62	+6	25-46/25-63	.543/.397	3-8/6-24	.375/.250	15-28/6-8	.536/.750	34/31 +3	12/12	14/12	4/1	8/6	15/24
FLORIDA A&M	42/27	36/38	78-65	+13	20-51/25-73	.392/.342	5-18/8-21	.278/.381	33-45/7-12	.733/.583	40/48 (8)	13/12	12/15	5/4	12/8	12/29

Note: Game totals are displayed in the format TEAM/OPPONENT for each category

2013-14 Mississippi State Basketball
Mississippi State Category Leaders (as of Dec 17, 2013)
All games



Points	G	Pts	Pts/G
Craig Sword	9	138	15.3
Gavin Ware	9	97	10.8
Colin Borchert	9	84	9.3
Roquez Johnson	9	83	9.2
Fred Thomas	8	59	7.4
Dre Applewhite	9	58	6.4
Trivante Bloodman	9	52	5.8
I.J. Ready	5	33	6.6
Tyson Cunningham	9	18	2.0
Jacoby Davis	7	17	2.4
Tevin Moore	1	2	2.0

FG Percentage	FG	Att	Pct
Craig Sword	52	92	.565
Gavin Ware	39	70	.557
Roquez Johnson	28	54	.519
Tevin Moore	1	2	.500
Trivante Bloodman	16	33	.485
Dre Applewhite	15	33	.455
Colin Borchert	30	73	.411
I.J. Ready	13	32	.406
Tyson Cunningham	7	18	.389
Jacoby Davis	5	16	.313
Fred Thomas	21	71	.296

3-Point Percentage	3FG	Att	Pct
I.J. Ready	7	17	.412
Dre Applewhite	3	8	.375
Jacoby Davis	5	14	.357
Colin Borchert	13	41	.317
Craig Sword	3	10	.300
Fred Thomas	7	31	.226
Tyson Cunningham	2	9	.222
Trivante Bloodman	1	5	.200
Roquez Johnson	0	3	.000

Free Throw Percent	FG	Att	Pct
Tyson Cunningham	2	2	1.000
Colin Borchert	11	12	.917
Trivante Bloodman	19	27	.704
Dre Applewhite	25	37	.676
Jacoby Davis	2	3	.667
Craig Sword	31	49	.633
Roquez Johnson	27	45	.600
Gavin Ware	19	34	.559
Fred Thomas	10	19	.526
Tevin Moore	0	2	.000

Scoring Average	G	Pts	Avg/G
Craig Sword	9	138	15.3
Gavin Ware	9	97	10.8
Colin Borchert	9	84	9.3
Roquez Johnson	9	83	9.2
Fred Thomas	8	59	7.4
I.J. Ready	5	33	6.6
Dre Applewhite	9	58	6.4
Trivante Bloodman	9	52	5.8
Jacoby Davis	7	17	2.4
Tevin Moore	1	2	2.0
Tyson Cunningham	9	18	2.0

Field Goal Attempts	G	Att	Att/G
Craig Sword	9	92	10.2
Colin Borchert	9	73	8.1
Fred Thomas	8	71	8.9
Gavin Ware	9	70	7.8
Roquez Johnson	9	54	6.0

Field Goals Made	G	Made	Made/G
Craig Sword	9	52	5.8
Gavin Ware	9	39	4.3
Colin Borchert	9	30	3.3
Roquez Johnson	9	28	3.1
Fred Thomas	8	21	2.6

3-Point FG Attempts	G	Att	Att/G
Colin Borchert	9	41	4.6
Fred Thomas	8	31	3.9
I.J. Ready	5	17	3.4
Jacoby Davis	7	14	2.0
Craig Sword	9	10	1.1

3-Point FG Made	G	Made	Made/G
Colin Borchert	9	13	1.4
Fred Thomas	8	7	0.9
I.J. Ready	5	7	1.4
Jacoby Davis	7	5	0.7
Craig Sword	9	3	0.3
Dre Applewhite	9	3	0.3

Free Throw Attempts	G	Att	Att/G
Craig Sword	9	49	5.4
Roquez Johnson	9	45	5.0
Dre Applewhite	9	37	4.1
Gavin Ware	9	34	3.8
Trivante Bloodman	9	27	3.0

Free Throws Made	G	Made	Made/G
Craig Sword	9	31	3.4
Roquez Johnson	9	27	3.0
Dre Applewhite	9	25	2.8
Gavin Ware	9	19	2.1
Trivante Bloodman	9	19	2.1

2013-14 Mississippi State Basketball
Mississippi State Category Leaders (as of Dec 17, 2013)
All games



Rebounds	G	Reb	Reb/G
Gavin Ware	9	75	8.3
Roquez Johnson	9	41	4.6
Dre Applewhite	9	40	4.4
Craig Sword	9	37	4.1
Colin Borchert	9	33	3.7

Rebound Average	G	Reb	Avg/G
Gavin Ware	9	75	8.3
Roquez Johnson	9	41	4.6
Dre Applewhite	9	40	4.4
Craig Sword	9	37	4.1
Fred Thomas	8	30	3.8

Offensive Rebounds	G	No.	Avg/G
Gavin Ware	9	23	2.6
Dre Applewhite	9	17	1.9
Roquez Johnson	9	16	1.8
Craig Sword	9	11	1.2
Trivante Bloodman	9	7	0.8

Defensive Rebounds	G	No.	Avg/G
Gavin Ware	9	52	5.8
Colin Borchert	9	28	3.1
Fred Thomas	8	27	3.4
Craig Sword	9	26	2.9
Roquez Johnson	9	25	2.8

Fouls	G	No.	Per/G
Colin Borchert	9	29	3.2
Craig Sword	9	26	2.9
Dre Applewhite	9	19	2.1
Gavin Ware	9	18	2.0
Trivante Bloodman	9	18	2.0

Foulouts	G	No.
Roquez Johnson	9	1
Colin Borchert	9	1

Assists	G	No.	Ast/G
Craig Sword	9	24	2.7
Trivante Bloodman	9	22	2.4
I.J. Ready	5	16	3.2
Dre Applewhite	9	13	1.4
Colin Borchert	9	12	1.3

Steals	G	No.	Stl/G
Craig Sword	9	16	1.8
Trivante Bloodman	9	11	1.2
Gavin Ware	9	9	1.0
Fred Thomas	8	9	1.1
I.J. Ready	5	8	1.6
Colin Borchert	9	8	0.9

Blocked Shots	G	No.	Blk/G
Colin Borchert	9	13	1.4
Fred Thomas	8	8	1.0
Gavin Ware	9	6	0.7
Craig Sword	9	3	0.3
Dre Applewhite	9	1	0.1

Minutes	G	No.	Min/G
Craig Sword	9	247	27.4
Colin Borchert	9	240	26.7
Gavin Ware	9	238	26.4
Fred Thomas	8	234	29.3
Trivante Bloodman	9	226	25.1

Turnovers	G	No.	TO/G
Craig Sword	9	21	2.3
Dre Applewhite	9	18	2.0
Colin Borchert	9	17	1.9
Fred Thomas	8	16	2.0
Gavin Ware	9	15	1.7

2013-14 Mississippi State Basketball
Mississippi State Team High/Low Analysis (as of Dec 17, 2013)
All games



Mississippi State - TEAM GAME HIGHS

POINTS	94	MISS. VALLEY STATE (11-19-13)
	78	FLORIDA A&M (12-17-13)
	78	KENNESAW STATE (11-14-13)
	71	PRAIRIE VIEW (11-08-13)
	68	vs SE Louisiana (12-13-13)
	68	at Utah State (11-23-14)
FIELD GOALS MADE	35	MISS. VALLEY STATE (11-19-13)
	28	KENNESAW STATE (11-14-13)
FIELD GOAL ATTEMPTS	67	MISS. VALLEY STATE (11-19-13)
	64	PRAIRIE VIEW (11-08-13)
FIELD GOAL PERCENTAGE	.543 (25-46)	vs SE Louisiana (12-13-13)
	.522 (35-67)	MISS. VALLEY STATE (11-19-13)
3 PT FIELD GOALS MADE	8	KENNESAW STATE (11-14-13)
	5	FLORIDA A&M (12-17-13)
	5	at Utah State (11-23-14)
	5	MISS. VALLEY STATE (11-19-13)
3 PT FG ATTEMPTS	23	KENNESAW STATE (11-14-13)
	18	FLORIDA A&M (12-17-13)
	18	TCU (12-05-13)
3 PT FG PERCENTAGE	.375 (3-8)	vs SE Louisiana (12-13-13)
	.357 (5-14)	MISS. VALLEY STATE (11-19-13)
FREE THROWS MADE	33	FLORIDA A&M (12-17-13)
	19	MISS. VALLEY STATE (11-19-13)
FREE THROW ATTEMPTS	45	FLORIDA A&M (12-17-13)
	28	vs SE Louisiana (12-13-13)
	28	LOYOLA CHICAGO (12-01-13)
FREE THROW PERCENTAGE	.737 (14-19)	JACKSON STATE (11-27-13)
	.733 (33-45)	FLORIDA A&M (12-17-13)
REBOUNDS	51	PRAIRIE VIEW (11-08-13)
	41	MISS. VALLEY STATE (11-19-13)
ASSISTS	18	at Utah State (11-23-14)
	17	MISS. VALLEY STATE (11-19-13)
STEALS	15	KENNESAW STATE (11-14-13)
	12	FLORIDA A&M (12-17-13)
BLOCKED SHOTS	6	JACKSON STATE (11-27-13)
	5	FLORIDA A&M (12-17-13)
TURNOVERS	21	PRAIRIE VIEW (11-08-13)
	19	JACKSON STATE (11-27-13)
FOULS	26	at Utah State (11-23-14)
	22	TCU (12-05-13)

2013-14 Mississippi State Basketball
Mississippi State High/Low Analysis (as of Dec 17, 2013)
All games



Opponent - GAME HIGHS

POINTS	87	at Utah State (11-23-14)
	72	MISS. VALLEY STATE (11-19-13)
	71	TCU (12-05-13)
	65	FLORIDA A&M (12-17-13)
	64	LOYOLA CHICAGO (12-01-13)
FIELD GOALS MADE	28	at Utah State (11-23-14)
	28	MISS. VALLEY STATE (11-19-13)
FIELD GOAL ATTEMPTS	73	FLORIDA A&M (12-17-13)
	63	vs SE Louisiana (12-13-13)
FIELD GOAL PERCENTAGE	.519 (28-54)	at Utah State (11-23-14)
	.475 (28-59)	MISS. VALLEY STATE (11-19-13)
3 PT FIELD GOALS MADE	11	at Utah State (11-23-14)
	8	FLORIDA A&M (12-17-13)
3 PT FG ATTEMPTS	24	vs SE Louisiana (12-13-13)
	23	at Utah State (11-23-14)
3 PT FG PERCENTAGE	.478 (11-23)	at Utah State (11-23-14)
	.429 (6-14)	TCU (12-05-13)
FREE THROWS MADE	25	TCU (12-05-13)
	20	at Utah State (11-23-14)
FREE THROW ATTEMPTS	31	TCU (12-05-13)
	27	at Utah State (11-23-14)
FREE THROW PERCENTAGE	.857 (12-14)	LOYOLA CHICAGO (12-01-13)
	.857 (12-14)	MISS. VALLEY STATE (11-19-13)
REBOUNDS	48	FLORIDA A&M (12-17-13)
	41	at Utah State (11-23-14)
ASSISTS	19	at Utah State (11-23-14)
	14	KENNESAW STATE (11-14-13)
STEALS	10	PRAIRIE VIEW (11-08-13)
	8	FLORIDA A&M (12-17-13)
	8	JACKSON STATE (11-27-13)
BLOCKED SHOTS	4	FLORIDA A&M (12-17-13)
	4	TCU (12-05-13)
	4	PRAIRIE VIEW (11-08-13)
TURNOVERS	26	KENNESAW STATE (11-14-13)
	19	PRAIRIE VIEW (11-08-13)
FOULS	29	FLORIDA A&M (12-17-13)
	24	vs SE Louisiana (12-13-13)
	24	LOYOLA CHICAGO (12-01-13)

2013-14 Mississippi State Basketball
Mississippi State High/Low Analysis (as of Dec 17, 2013)
All games



Mississippi State - GAME LOWS

POINTS	58	JACKSON STATE (11-27-13)
	61	TCU (12-05-13)
	65	LOYOLA CHICAGO (12-01-13)
	68	at Utah State (11-23-14)
	68	vs SE Louisiana (12-13-13)
FIELD GOALS MADE	20	JACKSON STATE (11-27-13)
	20	FLORIDA A&M (12-17-13)
FIELD GOAL ATTEMPTS	46	JACKSON STATE (11-27-13)
	46	vs SE Louisiana (12-13-13)
FIELD GOAL PERCENTAGE	.392 (20-51)	FLORIDA A&M (12-17-13)
	.422 (27-64)	PRAIRIE VIEW (11-08-13)
3 PT FIELD GOALS MADE	3	TCU (12-05-13)
	3	vs SE Louisiana (12-13-13)
3 PT FG ATTEMPTS	8	vs SE Louisiana (12-13-13)
	12	PRAIRIE VIEW (11-08-13)
3 PT FG PERCENTAGE	.167 (3-18)	TCU (12-05-13)
	.250 (4-16)	LOYOLA CHICAGO (12-01-13)
FREE THROWS MADE	10	TCU (12-05-13)
	11	at Utah State (11-23-14)
FREE THROW ATTEMPTS	17	at Utah State (11-23-14)
	19	JACKSON STATE (11-27-13)
FREE THROW PERCENTAGE	.500 (10-20)	TCU (12-05-13)
	.536 (15-28)	vs SE Louisiana (12-13-13)
REBOUNDS	23	at Utah State (11-23-14)
	27	LOYOLA CHICAGO (12-01-13)
ASSISTS	6	JACKSON STATE (11-27-13)
	9	TCU (12-05-13)
STEALS	6	JACKSON STATE (11-27-13)
	7	LOYOLA CHICAGO (12-01-13)
BLOCKED SHOTS	1	LOYOLA CHICAGO (12-01-13)
	2	PRAIRIE VIEW (11-08-13)
TURNOVERS	9	LOYOLA CHICAGO (12-01-13)
	11	MISS. VALLEY STATE (11-19-13)
FOULS	12	FLORIDA A&M (12-17-13)
	15	vs SE Louisiana (12-13-13)

2013-14 Mississippi State Basketball
Mississippi State High/Low Analysis (as of Dec 17, 2013)
All games



Opponent - GAME LOWS

POINTS	55	KENNESAW STATE (11-14-13)
	56	PRAIRIE VIEW (11-08-13)
	56	JACKSON STATE (11-27-13)
	62	vs SE Louisiana (12-13-13)
	64	LOYOLA CHICAGO (12-01-13)
FIELD GOALS MADE	19	PRAIRIE VIEW (11-08-13)
	20	KENNESAW STATE (11-14-13)
	20	JACKSON STATE (11-27-13)
	20	TCU (12-05-13)
FIELD GOAL ATTEMPTS	44	KENNESAW STATE (11-14-13)
	44	TCU (12-05-13)
FIELD GOAL PERCENTAGE	.342 (25-73)	FLORIDA A&M (12-17-13)
	.370 (20-54)	JACKSON STATE (11-27-13)
3 PT FIELD GOALS MADE	1	JACKSON STATE (11-27-13)
	3	PRAIRIE VIEW (11-08-13)
3 PT FG ATTEMPTS	10	JACKSON STATE (11-27-13)
	12	MISS. VALLEY STATE (11-19-13)
3 PT FG PERCENTAGE	.100 (1-10)	JACKSON STATE (11-27-13)
	.136 (3-22)	PRAIRIE VIEW (11-08-13)
FREE THROWS MADE	6	vs SE Louisiana (12-13-13)
	7	FLORIDA A&M (12-17-13)
FREE THROW ATTEMPTS	8	vs SE Louisiana (12-13-13)
	12	FLORIDA A&M (12-17-13)
FREE THROW PERCENTAGE	.529 (9-17)	KENNESAW STATE (11-14-13)
	.583 (7-12)	FLORIDA A&M (12-17-13)
REBOUNDS	27	PRAIRIE VIEW (11-08-13)
	27	MISS. VALLEY STATE (11-19-13)
ASSISTS	5	JACKSON STATE (11-27-13)
	6	PRAIRIE VIEW (11-08-13)
STEALS	2	LOYOLA CHICAGO (12-01-13)
	3	at Utah State (11-23-14)
BLOCKED SHOTS	0	JACKSON STATE (11-27-13)
	1	MISS. VALLEY STATE (11-19-13)
	1	LOYOLA CHICAGO (12-01-13)
	1	vs SE Louisiana (12-13-13)
TURNOVERS	12	vs SE Louisiana (12-13-13)
	14	LOYOLA CHICAGO (12-01-13)
FOULS	16	JACKSON STATE (11-27-13)
	17	at Utah State (11-23-14)

2013-14 Mississippi State Basketball
Mississippi State Player High/Low Analysis (as of Dec 17, 2013)
All games



Mississippi State - INDIVIDUAL GAME HIGHS

Points	24		Craig Sword vs TCU (12-05-13)
	24		Craig Sword vs Loyola Chicago (12-01-13)
	23		Gavin Ware vs Miss. Valley State (11-19-13)
	22		Craig Sword vs SE Louisiana (12-13-13)
	20		Roquez Johnson vs Loyola Chicago (12-01-13)
Field Goals Made	9		Craig Sword vs SE Louisiana (12-13-13)
	9		Craig Sword vs TCU (12-05-13)
Field Goal Att.	14		Fred Thomas vs Kennesaw State (11-14-13)
	13		Gavin Ware at Utah State (11-23-14)
	13		Colin Borchert vs Miss. Valley State (11-19-13)
	13		Craig Sword vs Kennesaw State (11-14-13)
	13		Colin Borchert vs Kennesaw State (11-14-13)
FG Pct (min 5 made)	.818	(9-11)	Craig Sword vs SE Louisiana (12-13-13)
	.750	(9-12)	Craig Sword vs TCU (12-05-13)
3-Point FG Made	4		Fred Thomas vs Kennesaw State (11-14-13)
	3		I.J. Ready vs TCU (12-05-13)
	3		Colin Borchert at Utah State (11-23-14)
	3		Colin Borchert vs Kennesaw State (11-14-13)
3-Point FG Att.	8		Fred Thomas vs Kennesaw State (11-14-13)
	7		I.J. Ready vs TCU (12-05-13)
	7		Colin Borchert at Utah State (11-23-14)
	7		Colin Borchert vs Kennesaw State (11-14-13)
3-Pt FG Pct (min 2 made)	1.000	(2-2)	Craig Sword vs SE Louisiana (12-13-13)
	.667	(2-3)	Tyson Cunningham vs Loyola Chicago (12-01-13)
	.667	(2-3)	Jacoby Davis vs Jackson State (11-27-13)
	.667	(2-3)	Jacoby Davis vs Miss. Valley State (11-19-13)
	.667	(2-3)	I.J. Ready vs Prairie View (11-08-13)
Free Throws Made	10		Craig Sword vs Florida A&M (12-17-13)
	8		Trivante Bloodman vs Florida A&M (12-17-13)
	8		Craig Sword vs Loyola Chicago (12-01-13)
	8		Roquez Johnson vs Loyola Chicago (12-01-13)
Free Throw Att.	12		Craig Sword vs Florida A&M (12-17-13)
	12		Roquez Johnson vs Loyola Chicago (12-01-13)
FT Pct (min 3 made)	1.000	(4-4)	Colin Borchert vs SE Louisiana (12-13-13)
	1.000	(4-4)	Dre Applewhite vs Prairie View (11-08-13)
Rebounds	15		Gavin Ware vs Prairie View (11-08-13)
	11		Dre Applewhite vs Florida A&M (12-17-13)
	11		Roquez Johnson vs Loyola Chicago (12-01-13)
	11		Gavin Ware vs Miss. Valley State (11-19-13)
Assists	6		Trivante Bloodman at Utah State (11-23-14)
	6		I.J. Ready vs Kennesaw State (11-14-13)
Steals	5		Craig Sword vs TCU (12-05-13)
	4		Trivante Bloodman vs Miss. Valley State (11-19-13)
Blocked Shots	3		Colin Borchert vs Florida A&M (12-17-13)
	2		Colin Borchert vs SE Louisiana (12-13-13)
	2		Fred Thomas vs TCU (12-05-13)
	2		Gavin Ware vs Jackson State (11-27-13)
	2		Colin Borchert vs Jackson State (11-27-13)
	2		Craig Sword vs Jackson State (11-27-13)
	2		Fred Thomas at Utah State (11-23-14)
	2		Colin Borchert vs Miss. Valley State (11-19-13)
	2		Colin Borchert vs Kennesaw State (11-14-13)
Turnovers	6		Colin Borchert vs SE Louisiana (12-13-13)

	6	Craig Sword vs Prairie View (11-08-13)
Fouls	5	Colin Borchert vs Loyola Chicago (12-01-13)
	5	Roquez Johnson at Utah State (11-23-14)

2013-14 Mississippi State Basketball
Mississippi State Opponent High/Low Analysis (as of Dec 17, 2013)
All games



OPPONENT INDIVIDUAL GAME HIGHS

Points	26		Antonnio Benton vs SE Louisiana (12-13-13)
	22		Milton Doyle vs Loyola Chicago (12-01-13)
	22		Nobles, Julysses vs Jackson State (11-27-13)
	21		MEDLIN, Preston at Utah State (11-23-14)
	20		Charles Hill Jr. vs TCU (12-05-13)
Field Goals Made	10		Antonnio Benton vs SE Louisiana (12-13-13)
	8		Nobles, Julysses vs Jackson State (11-27-13)
Field Goal Att.	21		Nobles, Julysses vs Jackson State (11-27-13)
	17		Antonnio Benton vs SE Louisiana (12-13-13)
FG Pct (min 5 made)	.833	(5-6)	Currington, James vs Miss. Valley State (11-19-13)
	.667	(6-9)	D'Andre BULLARD vs Florida A&M (12-17-13)
3-Point FG Made	4		MEDLIN, Preston at Utah State (11-23-14)
	3		Charles Hill Jr. vs TCU (12-05-13)
	3		BUTTERFIELD, Spencer at Utah State (11-23-14)
	3		BROWN, Yonel vs Kennesaw State (11-14-13)
3-Point FG Att.	8		PRUITT, Nigel vs Kennesaw State (11-14-13)
	7		Joshua Filmore vs SE Louisiana (12-13-13)
	7		Devon Turk vs Loyola Chicago (12-01-13)
	7		MEDLIN, Preston at Utah State (11-23-14)
3-Pt FG Pct (min 2 made)	1.000	(3-3)	BROWN, Yonel vs Kennesaw State (11-14-13)
	.667	(2-3)	Christopher ROZIER vs Florida A&M (12-17-13)
Free Throws Made	7		Kyan Anderson vs TCU (12-05-13)
	6		Milton Doyle vs Loyola Chicago (12-01-13)
	6		Nobles, Julysses vs Jackson State (11-27-13)
	6		Louis Munks vs Prairie View (11-08-13)
Free Throw Att.	9		Nobles, Julysses vs Jackson State (11-27-13)
	8		Milton Doyle vs Loyola Chicago (12-01-13)
	8		Louis Munks vs Prairie View (11-08-13)
FT Pct (min 3 made)	1.000	(7-7)	Kyan Anderson vs TCU (12-05-13)
	1.000	(4-4)	STONE, Jordan at Utah State (11-23-14)
	1.000	(4-4)	Priar, DeAngelo vs Miss. Valley State (11-19-13)
Rebounds	16		Karviar Shepherd vs TCU (12-05-13)
	12		West, Brandon vs Jackson State (11-27-13)
Assists	7		BROWN, Yonel vs Kennesaw State (11-14-13)
	6		Joshua Filmore vs SE Louisiana (12-13-13)
	6		MEDLIN, Preston at Utah State (11-23-14)
Steals	3		Jarvis Ray vs TCU (12-05-13)
	3		West, Brandon vs Jackson State (11-27-13)
	3		Tre Hagood vs Prairie View (11-08-13)
Blocked Shots	4		Onyekachukwu ODI vs Florida A&M (12-17-13)
	3		Karviar Shepherd vs TCU (12-05-13)
Turnovers	6		Kyan Anderson vs TCU (12-05-13)
	5		Nobles, Julysses vs Jackson State (11-27-13)
	5		BUTTERFIELD, Spencer at Utah State (11-23-14)
	5		COLEMAN, Orlando vs Kennesaw State (11-14-13)
	5		Tre Hagood vs Prairie View (11-08-13)
Fouls	5		Matt O'Leary vs Loyola Chicago (12-01-13)
	5		Francis, Julius vs Miss. Valley State (11-19-13)
	5		OSEMHEN, Andrew vs Kennesaw State (11-14-13)
	5		KOUASSI, Willy vs Kennesaw State (11-14-13)
	5		MORENA, Bernard vs Kennesaw State (11-14-13)

2013-14 Mississippi State Basketball
Mississippi State Player High/Low Analysis (as of Dec 17, 2013)
All games



Mississippi State - INDIVIDUAL GAME HIGHS

Points	24		Craig Sword vs TCU (12-05-13)
	24		Craig Sword vs Loyola Chicago (12-01-13)
	23		Gavin Ware vs Miss. Valley State (11-19-13)
	22		Craig Sword vs SE Louisiana (12-13-13)
	20		Roquez Johnson vs Loyola Chicago (12-01-13)
Field Goals Made	9		Craig Sword vs SE Louisiana (12-13-13)
	9		Craig Sword vs TCU (12-05-13)
Field Goal Att.	14		Fred Thomas vs Kennesaw State (11-14-13)
	13		Gavin Ware at Utah State (11-23-14)
	13		Colin Borchert vs Miss. Valley State (11-19-13)
	13		Craig Sword vs Kennesaw State (11-14-13)
	13		Colin Borchert vs Kennesaw State (11-14-13)
FG Pct (min 5 made)	.818	(9-11)	Craig Sword vs SE Louisiana (12-13-13)
	.750	(9-12)	Craig Sword vs TCU (12-05-13)
3-Point FG Made	4		Fred Thomas vs Kennesaw State (11-14-13)
	3		I.J. Ready vs TCU (12-05-13)
	3		Colin Borchert at Utah State (11-23-14)
	3		Colin Borchert vs Kennesaw State (11-14-13)
3-Point FG Att.	8		Fred Thomas vs Kennesaw State (11-14-13)
	7		I.J. Ready vs TCU (12-05-13)
	7		Colin Borchert at Utah State (11-23-14)
	7		Colin Borchert vs Kennesaw State (11-14-13)
3-Pt FG Pct (min 2 made)	1.000	(2-2)	Craig Sword vs SE Louisiana (12-13-13)
	.667	(2-3)	Tyson Cunningham vs Loyola Chicago (12-01-13)
	.667	(2-3)	Jacoby Davis vs Jackson State (11-27-13)
	.667	(2-3)	Jacoby Davis vs Miss. Valley State (11-19-13)
	.667	(2-3)	I.J. Ready vs Prairie View (11-08-13)
Free Throws Made	10		Craig Sword vs Florida A&M (12-17-13)
	8		Trivante Bloodman vs Florida A&M (12-17-13)
	8		Craig Sword vs Loyola Chicago (12-01-13)
	8		Roquez Johnson vs Loyola Chicago (12-01-13)
Free Throw Att.	12		Craig Sword vs Florida A&M (12-17-13)
	12		Roquez Johnson vs Loyola Chicago (12-01-13)
FT Pct (min 3 made)	1.000	(4-4)	Colin Borchert vs SE Louisiana (12-13-13)
	1.000	(4-4)	Dre Applewhite vs Prairie View (11-08-13)
Rebounds	15		Gavin Ware vs Prairie View (11-08-13)
	11		Dre Applewhite vs Florida A&M (12-17-13)
	11		Roquez Johnson vs Loyola Chicago (12-01-13)
	11		Gavin Ware vs Miss. Valley State (11-19-13)
Assists	6		Trivante Bloodman at Utah State (11-23-14)
	6		I.J. Ready vs Kennesaw State (11-14-13)
Steals	5		Craig Sword vs TCU (12-05-13)
	4		Trivante Bloodman vs Miss. Valley State (11-19-13)
Blocked Shots	3		Colin Borchert vs Florida A&M (12-17-13)
	2		Colin Borchert vs SE Louisiana (12-13-13)
	2		Fred Thomas vs TCU (12-05-13)
	2		Gavin Ware vs Jackson State (11-27-13)
	2		Colin Borchert vs Jackson State (11-27-13)
	2		Craig Sword vs Jackson State (11-27-13)
	2		Fred Thomas at Utah State (11-23-14)
	2		Colin Borchert vs Miss. Valley State (11-19-13)
	2		Colin Borchert vs Kennesaw State (11-14-13)
Turnovers	6		Colin Borchert vs SE Louisiana (12-13-13)

	6	Craig Sword vs Prairie View (11-08-13)
Fouls	5	Colin Borchert vs Loyola Chicago (12-01-13)
	5	Roquez Johnson at Utah State (11-23-14)

2013-14 Mississippi State Basketball
Mississippi State Opponent High/Low Analysis (as of Dec 17, 2013)
All games



OPPONENT INDIVIDUAL GAME HIGHS

Points	26		Antonnio Benton vs SE Louisiana (12-13-13)
	22		Milton Doyle vs Loyola Chicago (12-01-13)
	22		Nobles, Julysses vs Jackson State (11-27-13)
	21		MEDLIN, Preston at Utah State (11-23-14)
	20		Charles Hill Jr. vs TCU (12-05-13)
Field Goals Made	10		Antonnio Benton vs SE Louisiana (12-13-13)
	8		Nobles, Julysses vs Jackson State (11-27-13)
Field Goal Att.	21		Nobles, Julysses vs Jackson State (11-27-13)
	17		Antonnio Benton vs SE Louisiana (12-13-13)
FG Pct (min 5 made)	.833	(5-6)	Currington, James vs Miss. Valley State (11-19-13)
	.667	(6-9)	D'Andre BULLARD vs Florida A&M (12-17-13)
3-Point FG Made	4		MEDLIN, Preston at Utah State (11-23-14)
	3		Charles Hill Jr. vs TCU (12-05-13)
	3		BUTTERFIELD, Spencer at Utah State (11-23-14)
	3		BROWN, Yonel vs Kennesaw State (11-14-13)
3-Point FG Att.	8		PRUITT, Nigel vs Kennesaw State (11-14-13)
	7		Joshua Filmore vs SE Louisiana (12-13-13)
	7		Devon Turk vs Loyola Chicago (12-01-13)
	7		MEDLIN, Preston at Utah State (11-23-14)
3-Pt FG Pct (min 2 made)	1.000	(3-3)	BROWN, Yonel vs Kennesaw State (11-14-13)
	.667	(2-3)	Christopher ROZIER vs Florida A&M (12-17-13)
Free Throws Made	7		Kyan Anderson vs TCU (12-05-13)
	6		Milton Doyle vs Loyola Chicago (12-01-13)
	6		Nobles, Julysses vs Jackson State (11-27-13)
	6		Louis Munks vs Prairie View (11-08-13)
Free Throw Att.	9		Nobles, Julysses vs Jackson State (11-27-13)
	8		Milton Doyle vs Loyola Chicago (12-01-13)
	8		Louis Munks vs Prairie View (11-08-13)
FT Pct (min 3 made)	1.000	(7-7)	Kyan Anderson vs TCU (12-05-13)
	1.000	(4-4)	STONE, Jordan at Utah State (11-23-14)
	1.000	(4-4)	Priar, DeAngelo vs Miss. Valley State (11-19-13)
Rebounds	16		Karviar Shepherd vs TCU (12-05-13)
	12		West, Brandon vs Jackson State (11-27-13)
Assists	7		BROWN, Yonel vs Kennesaw State (11-14-13)
	6		Joshua Filmore vs SE Louisiana (12-13-13)
	6		MEDLIN, Preston at Utah State (11-23-14)
Steals	3		Jarvis Ray vs TCU (12-05-13)
	3		West, Brandon vs Jackson State (11-27-13)
	3		Tre Hagood vs Prairie View (11-08-13)
Blocked Shots	4		Onyekachukwu ODI vs Florida A&M (12-17-13)
	3		Karviar Shepherd vs TCU (12-05-13)
Turnovers	6		Kyan Anderson vs TCU (12-05-13)
	5		Nobles, Julysses vs Jackson State (11-27-13)
	5		BUTTERFIELD, Spencer at Utah State (11-23-14)
	5		COLEMAN, Orlando vs Kennesaw State (11-14-13)
	5		Tre Hagood vs Prairie View (11-08-13)
Fouls	5		Matt O'Leary vs Loyola Chicago (12-01-13)
	5		Francis, Julius vs Miss. Valley State (11-19-13)
	5		OSEMHEN, Andrew vs Kennesaw State (11-14-13)
	5		KOUASSI, Willy vs Kennesaw State (11-14-13)
	5		MORENA, Bernard vs Kennesaw State (11-14-13)