



# Mississippi State Bulldogs (7-3) vs. Morehead State Eagles (3-8)

## Basketball Media Relations

55 Bailey Howell Drive, Mississippi State, MS 39762

**GREGG ELLIS**, Primary Contact

(W) 662.325.3595 | (C) 662.322.0145 | gellis@athletics.msstate.edu

Twitter: @msusportsgregg & @HailStateMBK | www.hailstate.com

**MORGAN MACGUIRE**, Secondary Contact

(C) 719.660.2039 | mmacguire@athletics.msstate.edu

Twitter: @morgsmac

## SERIES INFORMATION

**Series:** MSU leads, 4-0

*Home:* 3-0, MSU

*Away:* 1-0, MSU

*Neutral:* NA

**Last Meeting:** MSU, 84-62 (12-8-79)

**Mississippi State Coach:** Ben Howland

*MSU Record:* 21-20, 2nd year

*Career Record:* 422-226, 21st year

**Morehead State Coach:** Preston Spradlin

*MSU Record:* 1-6, 1st year

*Career Record:* 1-6, 1st year



## GAME INFORMATION

**When:** Thursday, Dec. 22, 2016

**Time:** 6 p.m. CT

**Location:** Starkville, MS

**Arena:** Humphrey Coliseum

**TV:** SEC Network

*PxP:* Matt Stewart

*Analyst:* Acie Law

*Sideline:* NA

**MSU Radio Network:**

*PxP:* Jim Ellis

*Analyst:* Richard Williams

**Sirius/XM:** NA

## Projected Starting 5



### 11 Quindary Weatherspoon

6-4 | 205 | So. | G  
Canton, MS

PPG: \_\_\_\_\_ 17.4

RPG: \_\_\_\_\_ 4.4

FG%: \_\_\_\_\_ 45.8

FT%: \_\_\_\_\_ 87.8



### 15 I.J. Ready

5-11 | 166 | Sr. | G  
Rixey, AR

PPG: \_\_\_\_\_ 10.3

APG: \_\_\_\_\_ 5.3

FG%: \_\_\_\_\_ 45.5

FT%: \_\_\_\_\_ 73.9



### 23 Tyson Carter

6-4 | 164 | Fr. | G  
Starkville, MS

PPG: \_\_\_\_\_ 10.3

RPG: \_\_\_\_\_ 2.6

FG%: \_\_\_\_\_ 37.6

FT%: \_\_\_\_\_ 87.5



### 4 Mario Kegler

6-7 | 230 | Fr. | G  
Jackson, MS

PPG: \_\_\_\_\_ 9.8

RPG: \_\_\_\_\_ 5.2

FG%: \_\_\_\_\_ 42.9

FT%: \_\_\_\_\_ 70.6



### 35 Aric Holman

6-10 | 222 | So. | F  
Owensboro, KY

PPG: \_\_\_\_\_ 10.6

RPG: \_\_\_\_\_ 6.6

FG%: \_\_\_\_\_ 53.2

FT%: \_\_\_\_\_ 75.0

## WHAT TO NOTE AS MSU PLAYS MOREHEAD STATE . . .

- Mississippi State and Morehead State are meeting for the first time since December of 1979.
- The Bulldogs are looking for their first 8-3 start since beginning the 2013-14 campaign 9-3.
- MSU is 36-4 against the 12 teams that currently comprise the Ohio Valley Conference, playing all but Eastern Illinois. The last OVC team MSU faced was UT-Martin last season, a 76-51 win at Humphrey Coliseum. Murray State and UT-Martin are the teams MSU has played the most (9).
- With his 16 points against Southern Miss, sophomore guard **Quindary Weatherspoon** surpassed 500 for his career.
- Against the Golden Eagles, MSU set a school record with its 17 made 3-pointers (29 attempts). The old record of 16 happened three times, the last on 12-5-09 against St. Bonaventure.
- Also against Southern Miss, MSU had a 35-0 run, its best in the modern era.
- The 42-point win was the largest since beating New Orleans by 51 (97-46) on 1-3-13.
- MSU had season highs in assists (21) and blocks versus Southern Miss (11).
- Sophomore **Xavian Stapleton**, a Louisiana Tech transfer, made his MSU debut against USM and finished with 8 points, 2 steals, 1 block and 1 rebound.
- I.J. Ready** is 71st nationally and 3rd in the SEC with his 2.52 assist/turnover ratio.
- I.J. Ready** is now 228 points shy of becoming the 37th player in MSU history to score 1,000 for a career. Against Southern Miss, he had 8 assists to give him 327 for his career, now the 10th most in school history. In addition, he is 11 steals shy of moving in the MSU Top 10 record book.
- In his last four games, backup guard **Lamar Peters** has made 15 of his last 26 3-point attempts (.577). He drained six against Georgia State.
- KenPom.com has Mississippi State as the least experienced team (.72) of all 351 DI programs.
- When is Mississippi State successful? When shooting 45 percent or better (6-0), outrebounding foes (6-0) and winning or being tied at the half (7-0).
- Of current SEC players, **I.J. Ready** is 11th with 772 points, third with 129 steals and fourth with 327 assists.

## 2016-17 MISSISSIPPI STATE SCHEDULE/RESULTS

### NOVEMBER

11	NORFOLK STATE (SECN+)	W, 78-74
	<i>CHARLESTON CLASSIC</i>	
17	vs. Central Florida (ESPN2)	L, 86-61
18	vs. Boise State (ESPN3)	W, 80-68
20	vs. UTEP (ESPN3)	W, 61-54
25	LEHIGH (SECN+)	L, 87-73
28	NORTHWESTERN STATE (SECN)	W, 65-59

### DECEMBER

1	OREGON STATE (ESPNU)	W, 74-57
4	GEORGIA STATE (SECN+)	W, 82-60
14	ETSU (SECN)	L, 67-65
19	Southern Miss (ESPNU) ^	W, 86-44
22	<b>MOREHEAD STATE (SECN)</b>	<b>6 p.m.</b>
29	UMKC (SECN+)	7 p.m.

### JANUARY

3	ALABAMA (SECN)	7:30 p.m.
7	at LSU (SECN)	2:30 p.m.
10	at Arkansas (SECN)	8 p.m.
14	TEXAS A&M (CBS)	12 p.m.
17	KENTUCKY (ESPN)	6 p.m.
21	at Tennessee (SECN)	5 p.m.
25	MISSOURI (SECN)	6 p.m.
28	at Alabama (SECN)	5 p.m.
31	at Ole Miss (SECN)	6 p.m.

### FEBRUARY

4	TENNESSEE (SECN)	2:30 p.m.
7	at Auburn (SECN)	8 p.m.
11	SOUTH CAROLINA (ESPN2)	7 p.m.
14	at Georgia (ESPNU)	8 p.m.

18	FLORIDA (ESPN/2)	1 p.m.
21	OLE MISS (ESPN2)	8 p.m.
25	at Vanderbilt (ESPNU)	3 p.m.
28	at South Carolina (ESPNU)	6 p.m.

### MARCH

4	LSU (SECN)	5 p.m.
	<i>2017 SEC Tournament</i>	
8-12	SEC Tournament (SECN, ESPNU, ABC)	TBA

^ - Jackson, Miss (Mississippi Coliseum)

! - Nashville (Bridgestone Arena)

## 2016-17 MISSISSIPPI STATE NUMERICAL ROSTER

No.	Name	Pos.	Ht.	Wt.	Yr.	Exp.	Hometown
1	Lamar Peters	G	6-0	188	Fr.	HS	New Orleans, LA (Landry-Walker HS)
2	Eli Wright	G	6-4	203	Fr.	HS	Owensboro, KY (22 Feet Academy)
3	Xavian Stapleton	G	6-6	207	So.	TR	Flora, MS (Louisiana Tech)
4	Mario Kegler	G	6-7	220	Fr.	HS	Jackson, MS (Oak Hill Academy)
5	Joe Strugg	F	6-9	196	RFr.	HS	Montgomery, AL (G.W. Carver HS)
11	Quinnndary Weatherspoon	G	6-4	205	So.	1L	Canton, MS (Velma Jackson HS)
12	Drew Davis	G	5-10	172	Jr.	HS	Atlanta, GA (Ft. Walton Beach HS)
13	Nick Singleton	G	6-5	194	So.	TR	Decatur, GA (Kennesaw State)
15	I.J. Ready	G	5-11	166	Sr.	3L	Rixey, AR (Park View Magnet)
20	Miles Washington	C	6-7	202	Fr.	HS	New Albany, MS (New Albany HS)
23	Tyson Carter	G	6-4	167	Fr.	HS	Starkville, MS (Starkville HS)
34	Schnider Herard	F	6-10	250	Fr.	HS	Port-au-Prince (Prestonwood Christian)
35	Aric Holman	F	6-10	222	So.	1L	Owensboro, KY (Owensboro HS)
45	E.J. Datcher	C	6-9	240	Fr.	HS	Harpersville, AL (Vincent HS)

**Head Coach:** Ben Howland (Weber State, 1979; 2nd year)  
**Assistant Coaches:** George Brooks (Mississippi State, 1997; 7th year)  
 Korey McCray (Mercer, 2001; 2nd year)  
 Ernie Zeigler (Cleary College, 1994; 2nd year)  
**Director of Basketball Operations:** Michael Moynihan  
**Director of Basketball Performance:** David Deets  
**Graduate Assistant Coaches:** Alfred Aboya  
 Bo Rodriguez  
**VIDEO:** Jalen Courtney  
**TRAINER:** Ryan Dotson

## PRONUNCIATION GUIDE

ARIC HOLEMAN: ERIC  
 QUINNNDARY WEATHERSPOON: QUINN-DARE-EE  
 XAVIAN STAPLETON: ZAY-VEE-AWN

## GENERAL INFORMATION

Location: ..... Starkville, MS  
 Founded: ..... February 28, 1878  
 Enrollment: ..... 21,622  
 Conference: ..... SEC  
 Nickname: ..... Bulldogs  
 Colors: ..... Maroon & White  
 Arena: ..... Humphrey Coliseum (10,500)  
 President: ..... Dr. Mark E. Keenum  
 Athletics Director: ..... John Cohen  
 Web Site: ..... www.hailstate.com  
 Twitter: ..... @HailStateMBK  
 Hashtag: ..... #HailState

## BASKETBALL HISTORY

First Year of Basketball: ..... 1908-09  
 All-Time Record: ..... 1,368-1,162/105 years  
 All-Time SEC Record: ..... 571-749  
 Total Number of Head Coaches: ..... 20  
 Humphrey Coliseum Record: ..... 422-173  
 20-Win Seasons: ..... 17  
 NCAA Tournament Appearances: ..... 10 (11-10)  
 NCAA Tournament Final Fours: ..... 1 (1996)  
 NIT Appearances: ..... 8 (7-8)  
 NIT Final Fours: ..... 1 (2007)  
 SEC Championships: ..... 6  
 (2004, 1991, 1963, 1962, 1961, 1959)  
 SEC Tournament Championships: ..... 3  
 (2009, 2002 and 1996)  
 SEC Tournament Record: ..... 29-53  
 SEC Western Division Titles: ..... 7  
 (2010, 2008, 2007, 2004, 2003, 1996, 1995)

## TEAM INFORMATION

2015-16 Overall Record ..... 14-17  
 2015-16 SEC Record ..... 7-11, 11th  
 National Ranking: ..... n/a  
 Starters Returning/Lost: ..... 2/3  
 Letterwinners Returning/Lost: ..... 3/10  
 Newcomers: ..... 12  
 Roster (Sr./Jr./So./Fr.): ..... (1/1/4/9)

## MEDIA INFORMATION

## Credentials

■Media members may obtain both season credentials and game-by-game passes by contacting Gregg Ellis at 662-325-3595.

## SEC Teleconference

■The SEC's weekly teleconference is every Monday and will be coordinated through the SEC media relations office. To participate, contact Craig Pinkerton of the SEC at 205-458-3038. Ben Howland is scheduled for 11:17 a.m. CT.




## Media On Twitter

Michael Bonner, Clarion Ledger  
 @MikeBBonner  
 David Brandt, Associated Press  
 @davidbrandtAP  
 Bob Carskadon, HailState Beat  
 @bobcarskadon  
 Joel Coleman, Starkville Daily News  
 @JoelTColeman  
 Robbie Faulk, 24/7 Sports  
 @robbiefaulk247  
 Paul Jones, 24/7 Sports  
 @PJ247Sports  
 Logan Lowery, Daily Journal  
 @loganlowery  
 David Murray, Dawgs' Bite  
 @DawgsBiteMag  
 Danny P. Smith, Starkville Daily News  
 @sdndannyp  
 Gene Swindoll, Gene's Page  
 @GeneSwindoll  
 Ben Wait, Commercial Dispatch  
 @bcwait



## MISSISSIPPI STATE TV/RADIO ROSTER



**1 Lamar Peters**  
FR | G | 6-0 | 188  
New Orleans, LA



**2 Eli Wright**  
FR | G | 6-4 | 203  
Owensboro, KY



**3 Xavian Stapleton**  
SO | G | 6-6 | 207  
Flora, MS



**4 Mario Kegler**  
FR | G | 6-7 | 220  
Jackson, MS



**5 Joe Strugg**  
FR | F | 6-9 | 196  
Montgomery, AL



**11 Quindary Weatherspoon**  
SO | G | 6-4 | 205  
Canton, MS



**12 Drew Davis**  
JR | G | 5-10 | 172  
Atlanta, GA



**13 Nick Singleton**  
SO | G | 6-5 | 194  
Decatur, GA



**15 I.J. Ready**  
SR | G | 5-11 | 166  
Rixey, AR



**20 Miles Washington**  
FR | C | 6-7 | 202  
New Albany, MS



**23 Tyson Carter**  
FR | G | 6-4 | 167  
Starkville, MS



**34 Schnider Herard**  
FR | F | 6-10 | 250  
Port-Au-Prince, Haiti



**35 Aric Holman**  
SO | F | 6-10 | 222  
Owensboro, KY



**45 E.J. Datcher**  
FR | C | 6-9 | 240  
Harpersville, AL



**Ben Howland**  
Head Coach  
2nd Year



**George Brooks**  
Assistant Coach  
7th Year



**Corey McCray**  
Assistant Coach  
2nd Year



**Ernie Zeigler**  
Assistant Coach  
2nd Year



**Michael Moynihan**  
Director of Operations  
1st Year



**Jalen Courtney**  
Video Director  
1st Year

## TALE OF THE TAPE

2016-17 STATS	PPG	FG%	3FG%	FT%	RB	RBM	A	T	TM	S	B
Mississippi State (7-3)	72.5	44.2	37.8	76.0	35.3	+0.2	12.5	12.0	+2.7	8.5	4.6
Morehead State (3-8)	79.5	45.3	37.8	68.0	37.0	+4.1	18.3	12.7	+3.7	8.4	3.0

Leaders	Scoring	Rebounds	Assists	Steals	Blocks
MSU	Weatherspoon, 17.4	Holman, 6.6	Ready, 5.3	Ready, 2.1	Holman, 2.0
OPP	Moon, 14.5	Marrero, 8.2	Dicent, 5.0	Dicent, 1.4	Bitting, 0.6

## Last Time Out For Morehead State

- ✓ Beat Central Arkansas, 111-85.
- ✓ Led 51-44 at halftime.
- ✓ Xavier Moon led MSU with 25 points, while Djimon Henson added 21.
- ✓ The Eagles was 39-73 shooting, 18-35 from 3-point range.
- ✓ MSU won the battle of the boards, 42-29.
- ✓ Xavier Moon had a game-high 10 rebounds.
- ✓ Morehead State forced 16 turnovers and had 15. MSU also had 29 assists.

## Last Time Out For Mississippi State

- ✓ Beat Southern Miss, 86-44.
- ✓ Quindary Weatherspoon paced MSU with 16 points, while Lamar Peters added 15.
- ✓ MSU forced 15 turnovers and had 14.
- ✓ MSU won the battle of the boards, 46-37.
- ✓ MSU had 21 assists, 11 blocked shots and 9 steals.
- ✓ MSU was 29-59 shooting, 17-29 beyond the arc. USM was 15-65 shooting and 5-26 from long range.

## Series Notes

- ✓ MSU leads, 4-0
- 1958: MSU, 46-41
- 1959: MSU, 87-63
- 1960: MSU, 75-73 (ot)
- 1980: MSU, 84-62
- ✓ Most MSU Points, 87
- ✓ Fewest MSU Points, 46
- ✓ Most Morehead State Points, 73
- ✓ Fewest Morehead State Points, 41

## Next 5 For MSU . . .

## December 29

**Who:** Missouri-Kansas City  
**Where:** Starkville, MS  
**Time:** 7 p.m.  
**TV:** SEC Network+

## January 3

**Who:** Alabama  
**Where:** Starkville, MS  
**Time:** 7:30 p.m.  
**TV:** SEC Network

## January 7

**Who:** LSU  
**Where:** Baton Rouge, LA  
**Time:** 2:30 p.m.  
**TV:** SEC Network

## January 10

**Who:** Arkansas  
**Where:** Fayetteville  
**Time:** 8 p.m.  
**TV:** SEC Network

## January 24

**Who:** Texas A&M  
**Where:** Starkville, MS  
**Time:** Noon  
**TV:** CBS

## A LOOK AT THE SEC

## 2016-17 SEC Standings

	SEC	Overall
Arkansas	0-0 .000	10-1 .909
Kentucky	0-0 .000	10-2 .909
South Carolina	0-0 .000	9-2 .818
Auburn	0-0 .000	9-2 .818
LSU	0-0 .000	8-2 .800
Florida	0-0 .000	9-3 .750
Georgia	0-0 .000	8-3 .727
Ole Miss	0-0 .000	8-3 .727
Texas A&M	0-0 .000	8-3 .727
Mississippi State	0-0 .000	7-3 .700
Tennessee	0-0 .000	6-5 .546
Alabama	0-0 .000	6-5 .546
Missouri	0-0 .000	5-6 .455
Vanderbilt	0-0 .000	5-6 .455

As of December 22, 2016

## Upcoming Games

**December 22 (Thursday)**  
 Morehead St. at Mississippi State, 6 p.m.  
 Sam Houston St. vs. Arkansas, 7 p.m.  
 Tennessee at ETSU, 6 p.m.  
 LSU at Wake Forest, 8 p.m.  
 South Ala. at Ole Miss, 8 p.m.

**December 23 (Friday)**  
 Auburn at UConn, 1:30 p.m.  
 Georgia at Oakland, 6 p.m.

**December 27 (Tuesday)**  
 Lander at South Carolina, 6 p.m.



**Humphrey Coliseum History**

**First Game:**..... Dec. 1, 1975; MSU 85, Indiana St. 82  
**Overall Record:**..... 422-173 (.710)  
**Non-Conference Record:**..... 210-37 (.850)  
**SEC Record:**..... 212-136 (.609)

**Humphrey Coliseum Yearly Records**

Year	Attn.	Avg.	Record (SEC)
1975-76	70,081	5,006	10-4 (5-4)
1976-77	76,232	5,082	11-4 (5-4)
1977-78	72,025	5,540	11-2 (8-1)
1978-79	99,906	7,136	11-3 (7-2)
1979-80	67,209	6,721	6-4 (5-4)
1980-81	48,214	4,018	6-6 (3-6)
1981-82	56,414	4,030	7-7 (3-6)
1982-83	68,416	5,263	11-2 (7-2)
1983-84	61,508	4,393	6-8 (3-6)
1984-85	89,370	6,384	11-3 (7-2)
1985-86	43,927	3,379	4-9 (3-6)
1986-87	40,715	2,908	7-7 (3-6)
1987-88	54,074	4,160	9-4 (5-4)
1988-89	74,344	5,719	9-4 (5-4)
1989-90	74,623	5,740	9-4 (5-4)
1990-91	102,072	7,852	12-1 (8-1)
1991-92	72,142	5,549	8-5 (4-4)
1992-93	61,172	4,706	10-3 (5-3)
1993-94	88,687	6,335	10-4 (5-3)
1994-95	80,681	6,723	11-1 (7-1)
1995-96	97,996	7,538	10-3 (6-2)
1996-97	74,275	5,305	10-4 (5-3)
1997-98	77,954	5,996	7-6 (2-6)
1998-99	70,257	5,018	12-2 (6-2)
1999-00	61,764	4,412	10-4 (4-4)
2000-01	77,654	4,568	13-4 (6-2)
2001-02	79,642	5,689	13-1 (7-1)
2002-03	98,312	7,022	12-2 (7-1)
2003-04	111,940	7,996	12-2 (6-2)
2004-05	103,031	7,925	11-2 (6-2)
2005-06	90,875	5,680	11-5 (5-3)
2006-07	123,736	6,512	16-3 (6-2)
2007-08	106,672	7,111	12-3 (7-1)
2008-09	157,111	8,728	13-5 (5-3)
2009-10	116,919	6,878	13-4 (6-2)
2010-11	97,069	5,710	12-5 (5-3)
2011-12	152,363	8,019	15-4 (6-2)
2012-13	94,092	6,721	7-7 (3-6)
2013-14	123,743	6,875	11-7 (3-6)
2014-15	106,946	6,291	9-8 (3-6)
2015-16	99,338	6,623	10-5 (5-4)
2016-17	38,202	6,367	4-2

Opponent	vs. SEC Opponents					Str.
	GP	W	L	PCT.		
Alabama	40	22	18	.564		L3
Arkansas	24	18	6	.750		W1
Auburn	40	28	12	.700		W6
Florida	28	14	14	.500		L2
Georgia	29	18	12	.600		L4
Kentucky	29	9	20	.310		L4
LSU	29	24	15	.615		W1
Missouri	3	2	1	.667		W1
Ole Miss	41	33	8	.805		W1
S. Carolina	13	10	3	.769		W1
Tennessee	29	14	16	.467		L3
Texas A&M	3	1	2	.333		L1
Vanderbilt	29	20	9	.690		W2

**MSU KNOWS HOW TO WIN GAMES AT 'THE HUMP'**

Over the course of the last decade, Mississippi State's Humphrey Coliseum has become a difficult venue for opposing teams. Last year, MSU was 10-5, including a 5-1 mark against non-conference foes. This year, MSU is 4-2.

The Bulldogs have compiled a 41-season composite record of 422-173 (.710) at "The Hump" since Mississippi State's basketball facility opened prior to the 1975-76 campaign.

**TRACKING MSU'S HOME SUCCESS UNDER BEN HOWLAND**

Season	Overall		SEC		Non-SEC	
	Record	Win %	Record	Win %	Record	Win %
2015-16	10-5	.667	5-4	.556	5-1	.833
2016-17	4-2	.667			4-2	.667
<b>Totals</b>	<b>14-7</b>	<b>.667</b>	<b>5-4</b>	<b>.556</b>	<b>9-3</b>	<b>.750</b>

**A LOOK AT THE HISTORY OF HUMPHREY COLISEUM****LARGEST CROWDS  
AT THE HUMP**

Crowd	Opponent	Date
10,788	Kentucky	2-16-10
10,735	Ole Miss	2-7-04
10,645	Ole Miss	2-23-02
10,541	Florida	1-7-03
10,458	Auburn	3-2-04
10,437	Alabama	2-21-04
10,432	Alabama	3-5-05
10,432	Kentucky	1-13-04
10,429	Ole Miss	2-15-03
10,421	Ole Miss	1-26-08
10,412	Ole Miss	1-13-09
10,364	Ole Miss	2-9-12
10,338	Florida	1-24-07
10,315	Kentucky	1-9-96

**INDIVIDUAL MSU  
RECORDS AT THE HUMP**

**Most Points Scored**  
40, Rickey Brown (Auburn, 3-7-77)

**Most Rebounds**  
24, Wiley Peck (Alabama, 1-27-79)

**Most Assists**  
15, Al Perry (Vanderbilt, 1-29-77)

**TEAM MSU  
RECORDS AT THE HUMP**

**Most Points Scored**  
123, Troy State (12-5-95)

**Most Rebounds**  
75, Mississippi Valley St. (11-21-00)

**Most Consecutive Wins**  
14, 1-22-03 to 1-10-04

## A CLOSER LOOK AT MSU

### PRESEASON ALL-SEC & POLL

■ In the preseason polls voted on by the coaches, sophomore guard **Quinnndary Weatherspoon** was tabbed first-team All-SEC. Last March, he earned SEC All-Freshman honors.

The Canton, Miss., native was also a second-team selection by the media.

As a team, the Bulldogs were picked to finish 10th under second-year coach Ben Howland.

### Preseason Poll

1. Kentucky
2. Florida
3. Texas A&M
4. Georgia
5. Arkansas
6. Vanderbilt
7. Alabama
8. South Carolina
9. Ole Miss
10. Mississippi State
11. Auburn
12. LSU
13. Tennessee
14. Missouri

### NATION'S YOUNGEST TEAM

■ Mississippi State enters the 2016-17 campaign as the least-experienced team in the country (351 total).

- |                      |                       |
|----------------------|-----------------------|
| 1. Mississippi State | 9. Washington         |
| 2. Illinois-Chicago  | 10. St. Francis PA    |
| 3. St. John's        | 11. Harvard           |
| 4. Bradley           | 12. Northern Colorado |
| 5. Kentucky          | 13. Iowa              |
| 6. Missouri          | 14. Texas             |
| 7. Bryant            | 16. San Francisco     |

### HOLMAN'S BLOCK PARTY

■ Against Norfolk State in the season opener, sophomore forward **Aric Holman** totaled 5 blocked shots before having 5 against Northwestern State on Nov. 28.

That was the most by an MSU player since Gavin Ware also had 5 at Loyola-Chicago on Dec. 15, 2012.

### LIKE FATHER, LIKE SON

■ In the season-opener against Norfolk State, freshman guard **Tyson Carter** drew the start.

28 years ago, his father, Greg, drew a start on opening day against Christian Brothers as a freshman.

While Tyson poured in 17 points on 6-of-8 shooting with five made 3-pointers, Greg was 5-6 with 10 points.

Tyson's 17 points were the most by a freshman on opening day since that same game his father played, when Chancellor Nichols also totaled 17.

### HOWLAND LOOKING TO JOIN ELITE CLUB

■ **Ben Howland** enters his second season at Mississippi State looking to achieve a feat only 12 coaches have ever done, and that's lead four different teams to the NCAA Tournament.

Howland has already guided Northern Arizona, Pittsburgh and UCLA to the Big Dance.

The first 12 coaches to do so are Lon Kruger, Steve Alford, John Beilein, Lefty Driesell, Cliff Ellis, Larry Eustachy, Jim Harrick, Fran McCaffery, Tom Penders, Tubby Smith, Rick Pitino and Ed die Sutton.

### WEATHERSPOON ECLIPSES 500 MARK

■ In the 86-44 win against Southern Miss, **Quinnndary Weatherspoon** scored 16 points to move past 500 for his career.

Through his first 39 games, he now has 510 points.

### BULLDOGS SIGN 3

■ Mississippi State took advantage of the early signing period Wednesday and signed three players — two 4-stars and one 3-star — to give MSU its second Top 15 signing class in a row.

Joining MSU next season are guards Nick Weatherspoon (Velma Jackson) of Canton, Miss., and KeyShawn Feazell (Lawrence County) of Monticello, Miss., and forward Garrison Brooks (Auburn High School) of Lafayette, Ala.

Weatherspoon is the younger brother MSU sophomore standout **Quinnndary Weather-spoon**, while Brooks is the son of MSU assistant coach, **George Brooks**.

### BROOKS NOTED FOR RECRUITING

■ In this year's Sporting News preseason basketball publication, MSU assistant **George Brooks** was named the second best recruiter in the SEC.

Brooks, a 1996 MSU graduate, has been an assistant with the Bulldogs for seven years after serving as head coach at Meridian Community College.

He's been responsible for signing top talent such as **Quinnndary Weatherspoon**, **Mario Kegler** and Garrison Brooks.

### 2-1 IN CHARLESTON

■ Mississippi State posted a 2-1 ledger in the Charleston Classic with wins against Boise State and UTEP.

The lone loss came against Central Florida.

MSU is now 92-81 all-time in regular-season tournaments.

### HARDCOURT ROBBERY

■ Three times this year, Mississippi State has collected 11 or more steals.

Against Oregon State, the Bulldogs were credited with 17 steals, the most since also having 17 against Florida Atlantic on 11-13-12.

The Bulldogs are third in the SEC with their 8.5 average, 31st nationally.

Individually, **Quinnndary Weatherspoon** is second in the SEC with his 2.1 steals, while **I.J. Ready** is third at 2.1. On the national scene, that's 38th and 40th, respectively.

### WELCOMING NEW COMPETITION

■ The Bulldogs' first five games this season were against first-time foes.

Those newcomers were Norfolk State, Central Florida, Boise State, UTEP and Lehigh.

MSU has faced all remaining teams at least once.

### WRIGHT MOVE

■ **Eli Wright** earned his first-career start against Northwestern State and responded with 11 points on 4-of-5 shooting to go along with his 7 rebounds.

On the year the freshman has appeared in all 9 games and is averaging 3.4 points and 1.6 rebounds.

### CAREER GAMES

■ Both sophomore **Aric Holman** and freshman **Lamar Peters** had career games against UTEP in terms of scoring.

Holman poured in 18 in the Bulldogs' 61-54 victory, while Peters totaled 13.

All four of Peters' field goals were from 3-point range. On the year, the New Orleans native is 7-17 beyond the arc. In his last three games, he's averaging 14.6 points.

Holman has scored 10-plus points in six of MSU's nine games. Last year in 26 appearances, he never reached double digits.

### TAKING ADVANTAGE OF CHARITY

■ Mississippi State is fourth in the SEC with its 76.0 percentage at the free throw line.

On the year, the Bulldogs are 136 of 179, having shot 82 percent or better in three games.

In their last outing against Southern Miss, they were 11-14.

**Quinnndary Weatherspoon** is tops on the team with 24-plus attempts at .878, while **Tyson Carter** is second at .875.

Nationally, the Bulldogs are 27th.

### LARGEST SETBACK AT HOME

■ The 14-point loss to Lehigh on Nov. 25 was the largest non-conference home game since also losing by 14 to McNeese State on 12-30-14.

It was also the largest setback at the Hump with **Ben Howland** at the helm.

### FORCING TURNOVERS

■ In the last five games, Mississippi State has forced 85 turnovers, the best five-game stretch of the season.

The high mark was 21 against Oregon State, which MSU converted into 28 points. That was the most forced since last year against South Carolina on Feb. 27 at the Hump.

### LONG-RANGE SUCCESS

■ Four times this year, Mississippi State has made 11 or more 3-pointers.

The school record of 17 came in Jackson against Southern Miss.

The Bulldogs have three players with 15 or made 3-pointers, with freshman **Lamar Peters** leading the way with 22.

Peters is second in the SEC with his 2.8 average per game. As a team, Mississippi State is fourth in the league with its 8.5 average.

### MSU GOES UNDEFEATED IN ITALY

■ This past August, Mississippi State spent a little more than two weeks traveling across all of Italy playing games.

**Quinnndary Weatherspoon** averaged a team-high 23.3 points, followed by **Tyson Carter** at 20.5 and **Eli Wright** at 15.3.

**Aric Holman** was the top rebounder at 7.8 boards.

The Bulldogs went 4-0.

### Scores

- |         |                            |
|---------|----------------------------|
| 8/05/16 | Lithuania NT, W 88-83 (ot) |
| 8/08/16 | Lithuania, W 93-85         |
| 8/10/16 | Adriatic Sea, W 96-66      |
| 8/12/16 | Kosovo, W 91-87 (ot)       |

## 2016-17 MISSISSIPPI STATE NOTES

## A LOOK AT MSU vs. RANKED FOES

■ With the loss at No. 21 Texas A&M last season, MSU has dropped 14-straight games to ranked opponents and 16 out of the last 19.

Below is a closer look at those games.

Date	Team	Score	Rank
02-24-16	Texas A&M	L, 68-66	21
01-26-16	South Carolina	L, 84-74	22
01-12-16	Kentucky	L, 80-74	13
01-06-16	Texas A&M	L, 61-60	21
02-25-15	Kentucky	L, 74-56	1
02-21-15	Arkansas	L, 65-61	17
01-20-14	Florida	L, 62-51	3
01-08-14	Kentucky	L, 85-63	14
02-09-13	Florida	L, 83-55	2
02-06-13	Ole Miss	L, 93-75	23
01-26-13	Florida	L, 82-47	7
11-19-12	North Carolina	L, 95-49	11
02-21-12	Kentucky	L, 73-64	1
02-28-12	Florida	L, 69-57	13
11-18-11	Arizona	W, 67-57	15
11-17-11	Texas A&M	W, 69-60	18
02-29-11	Florida	W, 71-64	24
02-27-11	Vanderbilt	L, 81-74	19
03-14-10	Kentucky	L, 75-74 (ot)	2

## BREAKDOWN OF GAMES IN JACKSON

■ Mississippi State is now 18-6 all-time at Mississippi Coliseum following the Dec. 19 win against Southern Miss.

The two teams will also play there next year.

The Bulldogs and Golden Eagles have now met four times at Mississippi Coliseum, with the series tied at 2-apiece.

Here's the entire breakdown . . .

DATE	OPPONENT	W/L	SCORE
12-15-62	Memphis State	W	77-66
01-28-63	Southern Miss	W	62-52
12-14-63	Memphis State	L	73-65
12-16-63	Southern Miss	L	65-60
12-29-64	Mississippi College	L	72-57
12-30-64	Delta State	W	82-63
01-28-65	Arkansas	L	84-69
12-18-78	Iowa State	W	80-70
12-15-80	Southern Miss	L	68-53
11-30-85	Jackson State	W	77-62
12-16-87	McNeese State	W	76-66
11-17-98	Arkansas-Pine Bluff	W	105-53
12-18-02	Georgia State	W	78-54
12-22-04	Jacksonville State	W	95-53
12-15-05	Jacksonville State	W	104-80
12-21-06	New Orleans	W	89-63
01-05-08	Lafayette	W	77-53
12-22-08	Nicholls State	W	77-68
12-22-09	Centenary	W	88-51
12-22-11	Northwestern State	W	82-67
12-22-13	Central Arkansas	W	79-72
12-20-14	USC Upstate	L	53-51
12-23-15	Northern Colorado	W	93-69
12-19-16	Southern Miss	W	86-44

## DEFENSIVE EFFORT

■ Mississippi State held Southern Miss to a season-low 44 points.

It was the fewest points the Bulldogs have allowed since Mississippi Valley State managed just 45 on Dec. 28, 2009.

The Golden Eagles totaled just 19 second-half points, also the fewest MSU has yielded this season.

## WALK-ON SUCCESS

■ Against Northwestern State, walk-on **Nick Singleton** came off the bench and provided a much-needed spark for the Bulldogs.

In 13 minutes, he totaled 5 points. He entered the game having played just two minutes.

He's appeared in four games and is averaging 1.0 points in 24 minutes of action.

**Drew Davis** scored his first-career points against Southern Miss, draining two 3-pointers to total 6 points in 5 minutes. He also dished out his first assist. He's appeared in three games and has logged 8 minutes.

**Miles Washington** has played in three games, but hasn't scored. He does have 1 blocked shot in his 3 minutes.

## ALL-TOURNAMENT

■ **Quinnndary Weatherspoon** earned All-Tournament honors at the Gildan Charleston Classic after scoring a career-high 25 points against Boise State.

He also totaled 19 points against Central Florida and 9 against UTEP.



## 2016-17 MISSISSIPPI STATE MISCELLANEOUS STATS/SEC STANDINGS

## CHARTING THE BULLDOGS

<b>Dunks</b>		<b>Final Three Minutes From FT Line</b>	
Holman	15	I.J. Ready	4-6 (.667)
Weatherspoon	11	Mario Kegler	3-6 (.500)
Carter	3	Aric Holman	2-4 (.500)
Kegler	2	Tyson Carter	2-4 (.500)
Stapleton	1	Schnider Herard	1-2 (.500)
Herard	1	Quinnndary Weatherspoon	0-1 (.000)
<b>Charges Drawn</b>		<b>TOTAL</b>	<b>12-23 (.522)</b>
Weatherspoon	1	<b>Opponent Total</b>	<b>14-18 (.778)</b>
Ready	1		
Kegler	1		
<b>Point Distribution (%)</b>			
Seniors	103 (14.2)		
Juniors	6 (0.8)		
Sophomores	242 (33.4)		
Freshmen	374 (51.6)		
<b>TOTAL:</b>	<b>725</b>		
<b>First Sub</b>			
Schnider Herard	9		
Eli Wright	2		
Lamar Peters	2		
Nick Singleton	1		
<b>Scored First Points</b>			
Quinnndary Weatherspoon	3		
Aric Holman	4		
Tyson Carter	1		
I.J. Ready	1		
Mario Kegler	1		
<b>How First Points Were Scored</b>			
3-pointer	2		
Jumper	1		
Layup	4		
Free Throw	1		
3-pointer			
Dunk	2		

## DIFFERENCE BETWEEN WINNING AND LOSING

Wins	Stat	Losses
75.1	Points	66.3
59.4	Opp. Points	80.0
+15.7	Scoring Margin	-13.7
.469	FG%	.38.3
.396	Opp. FG%	.487
.410	3FG%	.297
.298	Opp. 3FG%	.383
.770	FT%	.737
.702	Opp. FT%	.688
35.9	Rebounds	34.0
32.4	Opp. Rebounds	41.3
+3.4	Rebound Margin	-7.3
14.0	Assists	9.0
12.3	Turnovers	11.3
+4.0	Turnover Margin	-0.3
9.7	Steals	5.7
4.7	Blocks	4.3

## BULLDOGS IN SEC

CATEGORY	RANK
Scoring offense	10
Scoring defense	5
FG%	8
FG% defense	12
3PT FG%	2
3PT FG% defense	7
FT%	4
Rebounds	13
Rebounds allowed	8
Rebound margin	13
Assists	12
Blocked shots	11
Steals	3
Turnover margin	6
Assist/Turnover ratio	9

## SEASON AND CAREER TOTALS

	2016-17	Career		2016-17	Career		2016-17	Career
<b>Double-Digit Scoring</b>			<b>Double-Doubles</b>			<b>5+ Made Free Throws</b>		
I.J. Ready	6 (4-2)	32 (16-16)	Aric Holman	1 (1-0)	1 (1-0)	I.J. Ready		3 (2-1)
Quinnndary Weatherspoon	7 (5-2)	27 (16-11)	Quinnndary Weatherspoon		2 (2-0)	Quinnndary Weatherspoon	5 (4-2)	7 (5-2)
Tyson Carter	5 (4-1)	4 (4-1)	I.J. Ready		1 (1-0)	Aric Holman	1 (1-0)	1 (1-0)
Aric Holman	6 (4-2)	6 (4-2)	<b>3+ 3-Pointers</b>			<i>Note: Record in games in ()</i>		
Mario Kegler	5 (3-2)	5 (3-2)	Tyson Carter	3 (3-0)	3 (3-0)			
Lamar Peters	6 (4-2)	6 (4-2)	Quinnndary Weatherspoon	2 (2-0)	8 (5-3)			
Eli Wright	2 (2-0)	2 (2-0)	Lamar Peters	5 (3-2)	5 (2-2)			
<b>20+ Points</b>			Mario Kegler	1 (1-0)	1 (1-0)			
Quinnndary Weatherspoon	3 (3-0)	5 (4-1)	<b>10+ 3-Point Attempt Games</b>					
I.J. Ready	1 (0-1)	4 (1-3)	<b>3+ Steal Games</b>					
Lamar Peters	1 (1-0)	1 (1-0)	I.J. Ready	5 (4-1)	15 (11-4)			
<b>30+ Points</b>			Quinnndary Weatherspoon	3 (3-0)	3 (3-0)			
<b>10+ Rebounds</b>			Lamar Peters	1 (0-1)	1 (0-1)			
Aric Holman	2 (2-0)	2 (2-0)	<b>5+ Block Games</b>					
Quinnndary Weatherspoon		2 (2-0)	Aric Holman	2 (2-0)	2 (2-0)			
Schnider Herard	1 (1-0)	1 (1-0)						





## Ben Howland

**21th Season Overall | 2nd Season At Mississippi State**  
**422-226 (21-20 at MSU)**

- On March 23, 2015, Ben Howland was named the 20th head coach in Mississippi State history.
- In four different stints as a head coach, Howland has a 422-226 record – Northern Arizona (79-59), Pittsburgh (89-40), UCLA (233-107) and Mississippi State (21-20).
- Led UCLA to three-consecutive Final Fours.
- In 2006, the Bruins played Florida for the national championship.
- In 2008, Howland became one of three coaches in NCAA Division I history to win at least 30 games in three-straight seasons, joining Adolph Rupp (Kentucky 1947-49) and John Calipari (Memphis, 2006-08).
- During his 10-year tenure at UCLA, the Bruins went to the NCAA Tournament seven times and won four Pac-10 regular-season crowns, while having 18 players drafted by NBA teams.
- His 97 victories from 2006-08 stand as the most by any UCLA head coach in a three-year span.
- Has been a Conference Coach of the Year in the Pac-10, Big East and Big Sky.
- His final two years at Pitt, the Panthers went 57-11 and reached the Sweet 16 both years.
- In 2003, Pittsburgh won the Big East Tournament crown and held the nation's No. 2 ranking for eight weeks in the Associated Press poll before ending the year at No. 4.
- In 2002, Howland guided the Panthers to a school-record 29 wins en route to becoming the school's first coach in 26 years to garner National Coach of the Year honors.
- Howland's first coaching gig was at Northern Arizona, where his last three teams posted 20-plus win seasons, including a school-record 21 victories in 1997 en route to capturing the Big Sky regular-season title and played in the NIT.
- In 1998, Howland guided NAU to its first NCAA Tournament after capturing the Big Sky Tournament championship and second-straight regular-season crown.
- Howland spent one year as a graduate assistant at Gonzaga (1981) before becoming an assistant at California-Santa Barbara from 1982-94.
- Played two years at Santa Barbara College before transferring to Weber State, where he earned his degree in physical education in 1979.
- This past year, Howland was inducted into both the Northern Arizona and Weber State hall of fames.
- Howland and his wife, Kim, a former Weber State cheerleader, have two children – Meredith and Adam (Brittney) – and two grandsons, Benjamin Clark Howland II and Elijah Howland.



### Howland's Year-By-Year Record

#### Northern Arizona (1994-99)

Year	Overall	Big Sky Record	Postseason
1995	9-17	4-10 (7th)	
1996	7-19	3-11 (7th)	
1997	21-7	13-1 (1st)	NIT First Round
1998	21-8	12-2 (1st)	NCAA First Round
1999	21-8	12-4 (2nd)	
<b>Totals</b>	<b>79-59 (.572)</b>	<b>44-28 (.611)</b>	

#### Pittsburgh (2000-03)

Year	Overall	Big East Record	Postseason
2000	13-15	5-11 (11th)	
2001	19-14	7-9 (5th West)	NIT Second Round
2002	29-6	13-3 (1st West)	NCAA Sweet 16
2003	28-5	13-3 (1st West)	NCAA Sweet 16
<b>Totals</b>	<b>89-40 (.690)</b>	<b>38-26 (.594)</b>	

#### UCLA (2004-13)

Year	Overall	Pac-10/12 Record	Postseason
2004	11-17	7-11 (11th)	
2005	18-11	11-7 (T3rd)	NCAA First Round
2006	32-7	14-4 (1st)	NCAA Runner-up
2007	30-6	15-3 (1st)	NCAA Final Four
2008	35-4	16-2 (1st)	NCAA Final Four
2009	26-9	13-5 (2nd)	NCAA Second Round
2010	14-18	8-10 (T5th)	
2011	23-11	13-5 (2nd)	NCAA Second Round
2012	19-14	11-7 (T5th)	
2013	25-10	13-5 (1st)	NCAA First Round
<b>Totals</b>	<b>233-107 (.685)</b>	<b>121-59 (.672)</b>	

#### Mississippi State (2016-Present)

Year	Overall	SEC Record	Postseason
2016	14-17	7-11	
2017	7-3		
<b>Totals</b>	<b>21-20 (.512)</b>	<b>7-11 (.389)</b>	
<b>OVERALL</b>	<b>422-226 (.651)</b>		

Alabama	2-1	New Mexico State	2-0
Albany	1-0	New Orleans	2-0
Appalachian State	1-0	Norfolk State	3-0
Arizona	14-11	North Carolina AT&T	1-0
Arizona State	17-8	North Carolina Central	1-0
Arkansas	1-2	Northern Arizona	1-0
Arkansas-Pine Bluff	1-0	Northern Colorado	1-0
Auburn	1-0	Northwestern State	1-0
Belmont	1-0	Notre Dame	5-8
Boise State	1-4	Oakland	2-0
Boston College	4-2	Occidental College	1-0
Butler	0-1	Ohio State	2-0
BYU	2-0	Ole Miss	1-1
Cal Poly	2-2	Oral Roberts	0-2
Cal State Bakersfield	1-0	Oregon	12-8
Cal State Fullerton	1-1	Oregon State	17-4
Cal State Northridge	9-2	Pacific	1-0
CSU San Bernardino	1-0	Penn State	2-1
California	17-10	Pennsylvania	1-0
Central Conn. State	1-0	Pepperdine	4-0
Central Florida	0-1	Pittsburgh	1-0
Chaminade (Hawaii)	3-0	Portland	0-1
Chicago State	1-0	Portland State	5-3
Cincinnati	0-1	Prairie View A&M	2-0
Co. of Notre Dame	1-0	Providence	3-1
Colorado	2-0	Rhode Island	2-0
Colorado College	2-0	Richmond	1-0
Colorado State	1-0	Robert Morris	4-0
Concordia (Calif.)	0-1	Rutgers	6-1
Connecticut	2-3	Sacramento State	7-2
Coppin State	1-0	Sam Houston State	2-1
Davidson	1-0	San Diego	0-3
Delaware State	2-0	San Diego State	0-1
DePaul	1-0	San Jose State	1-0
Drexel	1-0	Savannah State	1-0
Duquesne	3-1	Seton Hall	5-2
East Carolina	0-1	Sonoma State	1-0
East Tennessee State	0-1	South Carolina	1-1
Eastern Illinois	1-0	South Florida	0-1
Eastern Washington	11-1	Southeast Louisiana	1-0
Elon	1-0	Southern University	0-1
Florida	0-4	Southern Cal	14-9
Florida International	2-1	Southern Illinois	1-0
Florida State	0-1	Southern Miss	1-0
Fresno State	1-0	Southern Utah	3-1
George Mason	1-0	Southwest Texas	0-1
George Washington	1-0	St. Bonaventure	2-0
Georgetown	5-4	St. Francis (N.Y.)	2-0
Georgia	1-3	St. Francis (Pa.)	4-0
Georgia State	1-0	St. John's	2-3
Georgia Tech	1-0	St. Martin's	1-0
Gonzaga	1-0	Stanford	14-7
Idaho	1-3	Stephen F. Austin	1-1
Idaho State	8-3	Syracuse	4-5
Illinois State	1-0	Temple	1-0
Indiana	2-0	Tennessee	0-2
Indiana State	1-0	Tennessee Martin	1-0
IUPUI	1-0	Texas	1-3
James Madison	1-0	Texas A&M	2-2
Kansas	1-3	Texas Arlington	1-1
Kent State	0-1	Texas El Paso	1-0
Kentucky	1-2	Texas Tech	0-2
Lehigh	0-1	Texas Pan American	2-0
Long Beach State	3-1	Texas Southern	1-0
Louisiana Tech	1-0	Tulane	1-0
Loyola Marymount	3-2	UC Davis	3-0
LSU	1-1	UC Irvine	5-1
Marist	1-0	UC Riverside	2-0
Marquette	0-1	UC Santa Barbara	0-1
Maryland	1-0	UCLA	0-1
McNeese State	1-0	UNLV	0-1
Memphis	1-2	Utah	2-1
Mercer	1-0	Vanderbilt	1-0
Miami	3-4	Vermont	1-0
Miami (OH)	1-0	Villanova	3-3
Michigan	4-3	VCU	1-3
Michigan State	3-1	Virginia Tech	2-0
Middle Tenn. State	0-1	Wagner	2-0
Minnesota	0-1	Washington	10-11
Mississippi State	0-2	Washington State	18-3
Missouri-Kansas City	0-1	Weber State	3-9
MVSU	1-0	West Virginia	5-4
Missouri	2-0	Western Illinois	2-0
Missouri State	1-0	Western Kentucky	1-0
Montana	6-5	Western Oregon	1-0
Montana State	9-3	Wright State	1-0
Montana Tech	1-0	Wyoming	1-0
Morgan State	1-0	Xavier	1-0
Morris Brown	1-0	Yale	1-0
N. Mexico Highlands	1-0	Youngstown State	1-0
Nebraska	1-1		
Nevada	1-0		
		<b>TOTAL:</b>	<b>422-226</b>

# MISSISSIPPI STATE BY THE NUMBERS

## GAME-BY-GAME SPECIALTY STATS *(MSU First)*

<u>Opponent</u>	<u>Paint</u>	<u>Off TO</u>	<u>2nd Chance</u>	<u>Fast Break</u>	<u>Bench</u>
Norfolk State	30/34	18/11	17/10	8/4	6/21
Central Florida	14/48	5/6	11/13	6/6	6/6
Boise State	40/36	22/13	9/0	12/8	3/34
UTEP	20/18	10/5	8/8	6/6	13/9
Lehigh	28/38	7/15	9/9	2/6	4/13
Northwestern State	38/16	26/13	7/9	10/0	9/6
Oregon State	20/26	28/6	3/4	8/0	22/5
Georgia State	30/34	20/9	11/9	8/0	32/27
East Tennessee St.	32/38	12/11	11/10	6/6	16/25
Southern Miss	20/14	14/16	9/7	2/2	43/21
Morehead State					

## GAME-BY-GAME LEAD/DEFICIT

<u>Opponent</u>	<u>Largest Lead</u>	<u>Largest Deficit</u>	<u>Final Score</u>
Norfolk State	12 (74-62, 2nd)	6 (29-35, 1st)	W, 78-74
Central Florida	Never Led	28 (19-47, 1st)	L, 86-71
Boise State	19 (55-36, 2nd)	Never Trailed	W, 80-68
UTEP	7 (61-54, 2nd)	11 (4-15, 1st)	W, 61-54
Lehigh	5 (15-10, 1st)	21 (58-80)	L, 87-73
Northwestern State	6 (65-49, 2nd)	10 (4-14, 1st)	W, 65-59
Oregon State	26 (45-19, 1st)	1 (2-3, 1st)	W, 74-57
Georgia State	23 (71-48, 2nd)	6 (10-16, 1st)	W, 82-60
East Tennessee St.	4 (10-6, 1st)	10 (30-40, 2nd)	L, 67-65
Southern Miss	47 ( 76-29, 2nd)	Never Trailed	W, 86-44
Morehead State			

## Mississippi State Scoring By The Half

<u>Team</u>	<u>1st Half</u>	<u>2nd Half</u>
Norfolk State	39	39
Central Florida	33	28
Boise State	37	43
UTEP	33	28
Lehigh	29	44
Northwestern State	28	37
Oregon State	45	29
Georgia State	44	38
East Tennessee State	26	39
Southern Miss	39	47

**Lowest First Half:** 26, East Tenn. State (12-14-16)

**Highest First Half:** 45, Oregon State (12-01-16)

**Lowest 2nd Half:** 28, Central Florida/UTEP

**Highest 2nd Half:** 47, Southern Miss (12-19-16)

## Opponent Scoring By The Half

<u>Team</u>	<u>1st Half</u>	<u>2nd Half</u>
Norfolk State	39	35
Central Florida	53	33
Boise State	29	39
UTEP	33	21
Lehigh	38	49
Northwestern State	28	31
Oregon State	19	38
Georgia State	24	38
East Tennessee State	31	36
Southern Miss	25	19

**Lowest First Half:** 19, Oregon State (12-01-16)

**Highest First Half:** 53, Central Florida (11-17-16)

**Lowest 2nd Half:** 19, Southern Miss (12-19-16)

**Highest 2nd Half:** 49, Lehigh (11-25-16)

# MISSISSIPPI STATE BY THE NUMBERS

## MSU'S 2016-17 RECORD WHEN . . .

Leads at Halftime	4-0
Trails at Halftime	0-3
Is Tied at Halftime	3-0
Shoots 45% or better from the field	6-0
Shoots less than 45% from the field	1-3
Opp. shoots less than 45% from the field	4-1
Opp. shoots 45% or better from the field	3-2
Outrebounds (or ties) the opponent	6-0
Outrebounded by the opponent	1-3
More Assists (or ties) than the opponent	7-1
Fewer Assists than the opponent	0-2
Fewer (or ties) TOs than opponent	6-2
More TOs than opponent	1-1
Holds opponents to 65 points or less	5-0
In games decided by 10 points or less	3-1

## MSU'S 2016-17 RECORD IN . . .

All Games	7-3
Home Games	4-2
Road Games	
Neutral-sites	3-1
Non-SEC Games	7-3
Non-SEC Home Games	4-2
Non-SEC Road Games	
Non-SEC Neutral-site Games	3-1
SEC Games	
SEC Home Games	
SEC Road Games	
SEC Tournament	
November Games	4-2
December Games	3-1
January Games	
February Games	
March Games	
Monday Games	2-0
Tuesday Games	
Wednesday Games	0-1
Thursday Games	1-1
Friday Games	2-1
Saturday Games	
Sunday Games	2-0
Overtime Games	
Television Games	6-3
Games vs. Ranked Opponents	

## MISC. 2015-16 TEAM STATS

### Largest Lead Surrendered in Loss:

5, Lehigh (11-25-16)

### Largest Deficit Overcome in Win:

11, UTEP (11-20-16)

### Largest Lead at Anytime:

47, Southern Miss (12-19-16)

### Largest Deficit Anytime:

28, Central Florida (11-17-16)

## MISCELLANEOUS MSU INDIVIDUAL STATISTICS

**Games Scoring in Double Figures:** Weatherspoon 7, Ready 6, Holman 6, Peters 6, Kegler 5  
Carter 5, Wright 2

**Games Scoring 20-plus Points:** Weatherspoon 3, Ready, Peters

**Games Scoring 30-plus Points:**

**Games Rebounding in Double Figures:** Holman 2, Schnider

**Games With Double Figures in Assists:**

**Games With Double-Doubles:** Holman

**Games With Triple-Doubles:**

**Games As Team High Scorer (or co-leader):** Weatherspoon 5, Ready 2, Holman 2, Peters

**Games As Team High Rebounder (or co-leader):** Holman 3, Kegler 3, Weatherspoon, Herard 2, Schnider, Wright

**Games As Team Leader in Assists (or co-leader):** Ready 9, Weatherspoon, Peters

**Games As Team Leader in Steals (or co-leader):** Weatherspoon 3, Ready 3, Holman 2, Carter 2, Kegler, Peters

**Games As Team Leader in Blocks (or co-leader):** Holman 6, Datcher 3, Carter 2, Herard 2, Wright, Peters

**Games As Team Leader in Turnovers (or co-leader):** Ready 3, Kegler 2, Weatherspoon 2, Peters, Kegler, Strugg

## MSU'S RECORD BY STARTING LINEUP

Weatherspoon, Ready, Carter, Kegler, Holman	6-2
Peters, Ready, Carter, Kegler, Holman	0-1
Wright, Ready, Carter, Kegler, Holman	1-0

## GAME-BY-GAME STARTERS

<u>Opponent</u>	<u>Date</u>	<u>Guard</u>	<u>Guard</u>	<u>Guard</u>	<u>Forward</u>	<u>Forward</u>	<u>Record</u>
Norfolk State	11-11-16	W'Spoon	Ready	Carter	Kegler	Holman	1-0
Central Florida	11-17-16	W'Spoon	Ready	Carter	Kegler	Holman	1-1
Boise State	11-18-16	W'Spoon	Ready	Carter	Kegler	Holman	2-1
UTEP	11-20-16	W'Spoon	Ready	Carter	Kegler	Holman	3-1
Lehigh	11-25-16	Peters	Ready	Carter	Kegler	Holman	3-2
Northwestern State	11-28-16	Wright	Ready	Carter	Kegler	Holman	4-2
Oregon State	12-01-16	W'Spoon	Ready	Carter	Kegler	Holman	5-2
Georgia State	12-04-16	W'Spoon	Ready	Carter	Kegler	Holman	6-2
East Tennessee St.	12-14-16	W'Spoon	Ready	Carter	Kegler	Holman	6-3
Southern Miss	12-19-16	W'Spoon	Ready	Carter	Kegler	Holman	7-3

## 2016-17 Win-Loss Differential

Diff.	1	2	3	4	5	6	7	8	9	10	11	12	13	14	15	16	17	18	19	20	21	22	23	24	25+
Won				1		1	1				1					1					1				1
Lost	1												1												1



# MISSISSIPPI STATE BY THE NUMBERS

## Mississippi State In Overtime Games

<b>This Season</b> .....	0-1
<b>Overall Overtime Record</b> .....	60-50
<i>Home Overtime Record</i> .....	34-22
<i>Road Overtime Record</i> .....	18-20
<i>Neutral Site Overtime Record</i> .....	8-8
<b>Humphrey Coliseum Overtime Record</b> .....	25-17
<b>SEC Tournament Overtime Record</b> .....	2-5
<b>Double Overtime Record</b> .....	6-5
<b>Four Overtime Record</b> .....	0-2
<b>Postseason Overtime Record</b> .....	1-0
<b>Last OT Played (1OT)</b> .....	vs. Alabama (L, 82-80, 2/2/16)
<b>Last Double OT</b> .....	vs. UMass (L, 101-96, 3/13/12)
<b>Last Triple OT</b> .....	vs. Alabama (L, 79-78, 2/27/71)
<b>Last Four OT</b> .....	vs. Ole Miss (W, 104-102, 1/24/90)

## Mississippi State Coaches In Overtime Games

<b>Babe McCarthy</b> .....	6-5
<i>Home Overtime Record</i> .....	2-2
<i>Road Overtime Record</i> .....	2-2
<i>Neutral Site Overtime Record</i> .....	2-1
<b>Joe Dan Gold</b> .....	5-3
<i>Home Overtime Record</i> .....	3-3
<i>Road Overtime Record</i> .....	1-0
<i>Neutral Site Overtime Record</i> .....	1-0
<b>Kermit Davis</b> .....	8-6
<i>Home Overtime Record</i> .....	5-3
<i>Road Overtime Record</i> .....	3-3
<b>Ron Greene</b> .....	2-0
<i>Home Overtime Record</i> .....	2-0
<b>Jim Hatfield</b> .....	3-3
<i>Home Overtime Record</i> .....	3-2
<i>Road Overtime Record</i> .....	0-1
<b>Bob Boyd</b> .....	3-4
<i>Home Overtime Record</i> .....	2-1
<i>Road Overtime Record</i> .....	1-2
<i>Neutral Site Overtime Record</i> .....	0-1
<b>Richard Williams</b> .....	15-11
<i>Home Overtime Record</i> .....	7-3
<i>Road Overtime Record</i> .....	5-5
<i>Neutral Site Overtime Record</i> .....	3-3
<b>Rick Stansbury</b> .....	15-16
<i>Home Overtime Record</i> .....	7-6
<i>Road Overtime Record</i> .....	6-7
<i>Neutral Site Overtime Record</i> .....	2-3
<b>Rick Ray</b> .....	3-1
<i>Home Overtime Record</i> .....	3-1
<b>Ben Howland</b> .....	0-1
<i>Home Overtime Record</i> .....	0-1

## OVERTIME FOES

TEAM	RECORD	TEAM	RECORD
Alabama .....	6-7	Morehead State .....	1-0
Alaska-Fairbanks .....	1-0	Northeastern Louisiana .....	0-1
Arkansas .....	2-1	Northwestern State .....	0-1
Auburn .....	6-4	Oklahoma .....	1-0
Baylor .....	1-0	Ole Miss .....	6-3
BYU .....	0-1	Old Dominion .....	0-1
California .....	0-1	San Diego .....	0-1
Drake .....	1-0	Santa Clara .....	2-0
Florida .....	0-3	Southern Mississippi .....	1-0
Florida State .....	1-0	Southwestern Louisiana .....	1-0
Georgia .....	3-3	South Alabama .....	1-0
Georgia Tech .....	1-0	South Carolina .....	3-0
Houston .....	0-1	Tennessee .....	6-2
Idaho .....	0-1	Texas .....	1-0
Kentucky .....	4-5	Texas A&M .....	1-1
Loyola .....	1-0	Troy .....	2-0
LSU .....	3-4	Tulane .....	0-1
Memphis .....	1-0	UAB .....	0-1
Missouri-Kansas City .....	0-1	UMass .....	0-1
Montana .....	1-0	Vanderbilt .....	2-5

# THE LAST TIME . . .

## THE LAST TIME AN MSU PLAYER ...

### Scored 30 or more points in a game:

32, Ravern Johnson vs. Tenn. St. (11-12-10)

### Scored 33 or more points in a game:

33, Craig Sword at LSU (2-19-14)

### Scored 34 or more points in a game:

34, Arnett Moultrie vs. UMass (3-13-12)

### Scored 35 or more points in a game:

36, Jeff Malone at Ole Miss (2-19-83)

### Scored 37 or more points in a game:

39, Jeff Malone vs. Alabama (1-31-83)

### Scored 40 or more points in a game:

40, Rickey Brown vs. Auburn (3-7-77)

### Scored 20+ points in back-to-back games:

Craig Sword (21 vs. Arkansas 1-9-16;

20 vs. Kentucky (1-12-16)

### Scored 20+ points in three-consecutive games:

Craig Sword (24 vs. Loyola, 12-01-13; 24 vs.

TCU, 12-05-13; 22 vs. SELA, 12-13-13)

### Scored 20+ points in five-consecutive games:

Jeff Malone, 1982-83 (11 consecutive)

### Scored 30+ points in back-to-back games:

Jeff Malone (36 at Ole Miss & 30 vs.

Georgia, 1982-83)

### Scored 30+ points in three-consecutive games:

Jeff Malone (33 at LSU; 36 at Ole Miss &

30 vs. Georgia, 1982-83)

### Two players score 20+ points in same game:

Gavin Ware, 21; Quindary Weatherspoon,

23, vs. Tennessee (1-16-16)

### Made 10 field goals in a game:

10, Gavin Ware vs. Miami (11-19-15)

### Made 11 field goals in a game:

11, Gavin Ware, Ole Miss (3-2-16)

### Made 12 field goals in a game:

12, Gavin Ware, Alabama (2-2-16)

### Made 13 field goals in a game:

13, Horatio Webster vs. SW Missouri St.

(11-23-97)

### Made 14 field goals in a game:

14, Cameron Burns at Georgia (1-17-90)

### Made 15 or more field goals in a game:

16, Raymond Brown vs. Florida (3-2-85)

### Attempted 20 field goals in a game:

20, Ravern Johnson vs. St. Mary's (12-29-10)

### Attempted 21 or more field goals in a game:

21, Dee Bost vs. Kentucky (2-16-10)

### Attempted 23 or more field goals in a game:

23, Arnett Moultrie vs. UMass (3-13-12)

### Attempted 25 field goals in a game:

25, Chuck Evans at Alabama (3-6-93)

### Attempted 26 field goals in a game:

26, Tony Watts at Ole Miss (2-22-92)

### Attempted 27 or more field goals in a game:

28, Jeff Malone vs. Vanderbilt (1-8-83)

### Made six 3-pointers in a game:

6, Lamar Peters vs. Georgia State (12-04-16)

### Made seven 3-pointers in a game:

7, Malik Newman vs. Ole Miss (1-23-16)

### Made eight or more 3-pointers in a game:

8, Winsome Frazier vs. UMKC (11-23-04)

### Attempted 11 3-pointers in a game:

11, Dee Bost vs. Detroit (12-17-11)

### Attempted 12 3-pointers in a game:

12, Ravern Johnson vs. ETSU (12-11-10)

### Attempted 13 or more 3-pointers in a game:

13, Dee Bost vs. Troy (12-10-11)

### Attempted 16 or more 3-pointers in a game:

17, Darryl Wilson vs. Alabama (3-4-95)

### Made 14 or more free throws in a game:

14, Trivante Bloodman vs. Auburn (2-15-14)

### Made 15 or more free throws in a game:

15, Craig Sword vs. Ole Miss (1-11-14)

### Attempted 17 free throws in a game:

17, Jarvis Varnado at Houston (12-19-09)

### Attempted 18 free throws in a game:

18, Craig Sword vs. Ole Miss (1-11-14)

### Attempted 19 free throws in a game:

19, Carl Nichols vs. SE La. (12-1-88)

### Had 16 rebounds in a game:

16, Gavin Ware vs. Maryland ES (1-2-14)

### Had 17 rebounds in a game:

17, Gavin Ware at Auburn (1-21-15)

### Had 18 or more rebounds in a game:

21, Wesley Morgan vs. SE La. (11-28-05)

### Had 22 or more rebounds in a game:

23, Rickey Brown vs. Vanderbilt (12-6-79)

### Had 24 or more rebounds in a game:

24, Wiley Peck vs. Alabama (1-27-79)

### Had 10 or more offensive rebounds in a game:

11, Arnett Moultrie vs. Northwestern State

(12-22-11)

### Had 10 or more defensive rebounds in a game:

10, Aric Holman vs. So. Miss (12-19-16)

### Had 13 or more defensive rebounds in a game:

13, Colin Borchert (3-9-13)

### Had 15 or more defensive rebounds in a game:

15, Jarvis Varnado at San Diego (12-31-09)

### Had 10 assists in a game:

10, Dee Bost vs. LSU (1-25-11)

### Had 11 assists in a game:

11, I.J. Ready vs. No. Colorado (12-23-15)

### Had 13 assists in a game:

13, Dee Bost vs. Ole Miss (2-9-12)

### Had 14 assists in a game:

14, Gary Ervin vs. Florida A&M (12-20-04)

### Had 15 or more assists in a game:

16, Chuck Evans at UMKC (2-23-93)

### Had 10 or more turnovers in a game:

10, Charles Rhodes vs. Nicholls (11-11-06)

### Had five or more blocks in a game:

5, Aric Holman vs. North'ern St. (11-28-16)

### Had seven blocks in a game:

7, Jarvis Varnado at LSU (2-20-10)

### Had eight blocks in a game:

8, Jarvis Varnado vs. Alabama (2-24-10)

### Had nine blocks in a game:

9, Jarvis Varnado at Vanderbilt (2-3-10)

### Had 10 blocks in a game:

10, Jarvis Varnado vs. Arkansas (1-14-10)

### Had 10+ blocks in two consecutive games:

Jarvis Varnado (10 vs. Georgia & 10 vs.

Kentucky, 2007-08)

### Had five steals in a game:

5, I.J. Ready (12-01-16)

### Had six or more steals in a game:

7, Craig Sword vs. Ole Miss (1-11-14)

## LAST TIME AN MSU TEAM...

### Scored 100 or more points:

106 vs. Eastern Washington (11-13-15)

### Scored 100 or more points in an SEC game:

105 vs. Auburn (3-2-04)

### Allowed 100 or more points in an SEC game:

115 at Arkansas (2-20-93)

### Allowed 100 or more points in non-SEC play:

105 vs. Miami (11-19-15)

### Was held to 52 points or less:

51 vs. Alabama (2-10-15)

### Was held to 50 points:

50 vs. Alabama (2-25-12)

### Was held to 49 points or less:

47 vs. Florida (1-10-15)

### Was held to 45 points or less:

41 at Georgia (2-7-15)

### Was held to 40 points or less:

36 vs. Missouri (2-13-13)

### Was held to 35 points or less:

31 vs. Vanderbilt (2-23-13)

### Was held to fewer than 10 points in a half:

9 at Arkansas, first (2-7-15)

### Held opponent to 59 points or less:

57 vs. Oregon State (12-01-16)

### Held opponent to 56 points or less:

56 at Vanderbilt (3-4-15)

### Held opponent to 55 points or less:

54 vs. UTEP (11-20-16)

### Held opponent to 50 points or less:

46 vs. Arkansas (2-9-16)

### Held opponent to 45 points or less:

44 vs. Southern Miss (12-19-16)

### Held opponent to 42 points or less:

42 vs. Texas-San Antonio (12-4-12)

### Held opponent to 39 points or less:

39 at LSU (1-9-08)

### Shot 50 percent or better from the field:

.500 [22-44] vs. Arkansas (29-16)

### Shot 55 percent or better from the field:

.582 [33-55] vs. No. Colorado (12-23-15)

### Shot 60 percent or better from the field:

.621 [41-66] vs. E. Washington (11-13-15)

### Shot 65 percent or better from the field:

.660 [35-53] vs. Western Kentucky (1-5-09)

### Was held to less than 35 percent from the field:

.323 [20-62] vs. Central Florida (11-17-16)

### Was held to less than 30 percent from the field:

.283 [17-60] vs. North Carolina (11-19-12)

### Was held to less than 25 percent from the field:

.175 [7-40] vs. Vanderbilt (2-23-13)

### Held opp. to 35 percent or less from the field:

.306 [19-62] vs. Texas A&M (1-6-16)

### Held opp. to 30 percent or less from the field:

.222 [16-72] vs. Arkansas (2-9-16)

### Held opp. to 25 percent or less from the field:

.231 [15-65] vs. Southern Miss (12-19-16)

### Opponent shot 50 percent or better:

.515 [34-64] Lehigh (11-25-16)

### Opponent shot 60 percent or better:

.623 [33-53] Missouri (3-1-14)

### Made 35 or more field goals:

35 vs. Texas Southern (12-2-15)

### Made 40 or more field goals:

41 vs. Eastern Washington (11-13-15)

### Made fewer than 15 field goals:

14 at Arkansas (2-7-15)

### Attempted 70 or more shots from the field:

71 vs. Alabama (2-2-16)

### Attempted 80 or more shots from the field:

80 at Alabama (2-21-09)

### Attempted just 40 shots from the field:

40 vs. Vanderbilt (2-23-13)

### Attempted 39 or fewer shots from the field:

39 at Vanderbilt (3-4-15)

### Attempted 35 or fewer shots from the field:

34 vs. Tennessee (2-3-15)

### Made 10 or more 3-pointers:

11 vs. Oregon State (12-01-16)

### Made 12 3-pointers:

12 vs. Ole Miss (1-23-16)

### Made 13 3-pointers:

13 vs. Georgia State (12-04-16)

### Made 15 3-pointers:

15 vs. North Carolina A&T (12-12-10)

### Made 16 3-pointers:

16 vs. Troy (12-10-11)

### Made 17 3-pointers:

17 vs. Southern Miss (12-19-16)

### Did not make a 3-pointer:

[0-10] at Arkansas (2-7-15)

### Made just one 3-pointer:

vs. Tennessee (1-7-15)

### Made just two 3-pointers:

vs. Northwestern State (11-28-16)

### Opponent made 15 or more 3-pointers:

16, Arkansas (1-9-16)

### Attempted nine 3-pointers or less:

9 vs. Tennessee (1-7-15)

### Attempted six 3-pointers or less:

6 at Ole Miss (1-29-03)

### Attempted 25 3-pointers:

25 vs. Auburn (3-5-16)

### Attempted 26 3-pointers:

26 vs. Ole Miss (3-2-16)

# THE LAST TIME (CONTINUED) . . .

**Attempted 27 3-pointers:**

27 vs. Texas Southern (12-2-15)

**Attempted 28 3-pointers:**

28 vs. Georgia (2-13-16)

**Attempted 29 or more 3-pointers:**

29 vs. Southern Miss (12-19-16)

**Attempted 30 or more 3-pointers:**

34 vs. Georgia State (12-04-16)

**Attempted 35 or more 3-pointers:**

35 vs. Kentucky (2-16-10)

**Made 31 or more free throws:**

31 vs. Auburn (1-22-14)

**Made 40 or more free throws:**

41 vs. LSU (2-11-09)

**Made 50 or more free throws:**

52 vs. LSU (2-11-09)

**Made fewer than five free throws:**

4 at Vanderbilt (2-1-14)

**Made fewer than four free throws:**

3 vs. Baylor (12-28-11)

**Made only 1 free throw:**

1 vs. Florida (1-30-14)

**Attempted 30 or more free throws:**

34 vs. Auburn SECT (3-11-15)

**Attempted 35 or more free throws:**

35 vs. Tennessee (2-3-15)

**Attempted 40 or more free throws:**

44 vs. Tennessee (1-7-15)

**Attempted 45 or more free throws:**

45 vs. Florida A&amp;M (12-17-13)

**Attempted fewer than 10 free throws:**

9, vs. Georgia State (12-4-16)

**Had 50 or more rebounds:**

50 vs. Arkansas (2-9-16)

**Had 55 or more rebounds:**

58 vs. Troy (12-10-05)

**Had 59 or more rebounds:**

59 at Houston (12-19-09)

**Had fewer than 25 rebounds:**

21 vs. McNeese State (12-30-14)

**Had 20 or fewer rebounds:**

20 at Kentucky (1-12-16)

**Had 20 or more assists:**

20 vs. South Carolina (2-27-16)

**Had 21 or more assists:**

21 vs. Southern Miss (12-19-16)

**Had 25 or more assists:**

25 vs. St. Bonaventure (12-05-09)

**Had 30 or more assists:**

30 vs. Troy (12-10-11)

**Had 5 Assists:**

5, Florida State (12-16-15)

**Had Fewer Than 5 Assists:**

4, Tennessee (1-2-15)

**Had 20 or more turnovers:**

20 vs. South Carolina (3-6-13)

**Had 21 or more turnovers:**

21 vs. Jacksonville (12-23-14)

**Had 23 or more turnovers:**

23 vs. Arkansas (2-21-15)

**Had 24 or more turnovers:**

24 at Arkansas (2-7-15)

**Had 25 turnovers:**

26 vs. Mississippi Valley State (11-17-14)

**Had 29 or more turnovers:**

29 at Arkansas (1-23-13)

**Had 30 or more turnovers:**

31 at Kentucky (1-7-97)

**Had 34 or more turnovers:**

34 at Evansville (12-17-75)

**Had fewer than 10 turnovers:**

8 vs. UTEP (11-20-16)

**Had five or fewer turnovers:**

5 vs. Florida Atlantic (11-30-10)

**Forced 25 or more turnovers**

26 vs. Kennesaw State (11-14-13)

**Had 10 blocked shots:**

10 vs. Texas Southern (12-2-15)

**Had 11 blocked shots:**

11 vs. Southern Miss (12-19-16)

**Had 12 blocked shots:**

12 at South Carolina (1-26-16)

**Had 13 blocked shots:**

13 vs. Arkansas (1-14-10)

**Had 14 blocked shots:**

14 vs. Texas-Pan American (11-24-09)

**Had 16 blocked shots:**

16 vs. Georgia (1-12-08)

**Had 10 steals:**

10 at South Carolina (1-16-16)

**Had 11 steals:**

11 vs. Northwestern State (11-28-16)

**Had 12 steals:**

12 vs. Ole Miss (3-2-16)

**Had 13 steals:**

13 vs. Boise State (11-18-16)

**Had 14 steals:**

14 vs. South Carolina (1-9-13)

**Had 15 steals:**

15 vs. Florida Gulf Coast (12-19-13)

**Had 17 or more steals:**

17 vs. Oregon State (12-01-16)

**Had 20 or more steals:**

20 vs. Nicholls State (11-17-01)

**Had 1 steal or less:**

1 vs. Vanderbilt (3-11-11)



# 1 LAMAR PETERS



**Freshman | Guard**

**6-0 | 188**

**New Orleans, LA**

**Landry-Walker HS**

## Season Highs

**Points:** 24, Georgia State 12-4-16  
**FGM:** 9, Georgia State 12-4-16  
**FGA:** 12, Georgia State 12-4-16  
**3FGM:** 6, Georgia State 12-4-16  
**3FGA:** 9, Georgia State 12-4-16  
**FTM:** 2, Oregon State 12-1-16  
**FTA:** 2, Oregon State 12-1-16  
**Rebounds:** 6, Georgia State 12-4-16  
**Assists:** 4, twice, last vs Georgia State 12-4-16  
**Blocks:** 2, Southern Miss 12-19-16  
**Steals:** 3, ETSU 12-14-16  
**Minutes:** 31, Lehigh 11-25-16

## Peters' Notes . . .

-Made his collegiate debut against Norfolk State on November 11, 2016

-Did not play against UCF because of a coaching decision.

- Earned his first-career steal against Boise State on November 18, 2016.

-Scored a career-high 13 points against UTEP to go along with his 4 assists.

-Led the team in 3-pointers with 4 against UTEP on November 20, 2016.

-Did not play against Northwestern State because of a coaching decision

-Had a career-high 24 points on 9-12 shooting.

-Tied his career-high 4 assists against Georgia State.

-Had a career-high 3 steals against ETSU.

-Earned his first career (2) blocks against Southern Miss.

## 2016-17 Game-By-Game

Opponent	MIN	FG	Pct.	3FG	Pct.	FT	Pct.	O-D-R	PF	A	TO	B	S	PTS
N11 Norfolk State	15	0-3	.000	0-2	.000	0-0	.000	0-1-1	2	3	4	0	0	0
N17 Central Florida	-DNP-													
N18 Boise State	14	0-4	.000	0-3	.000	0-0	.000	1-0-1	3	1	0	0	1	0
N20 UTEP	23	4-6	.667	4-5	.800	1-1	1.000	0-1-1	3	4	1	0	0	13
N25 Lehigh	31	4-10	.400	3-7	.429	0-0	.000	0-2-2	1	1	1	0	0	11
N28 Northwestern State	-DNP-													
D1 Oregon State	15	3-6	.500	2-3	.667	2-2	1.000	0-1-1	4	3	1	0	2	10
D4 Georgia State	26	9-12	.750	6-9	.667	0-0	.000	1-5-6	2	4	1	0	0	24
D14 ETSU	22	3-10	.300	3-7	.429	1-2	.500	0-1-1	4	2	3	0	3	10
D19 Southern Miss	23	5-11	.455	4-7	.571	1-1	1.000	0-3-3	3	5	0	2	0	15
D22 Morehead State														
D29 UMKC														
J3 Alabama														
J7 LSU														
J10 Arkansas														
J14 Texas A&M														
J17 Kentucky														
J21 Tennessee														
J25 Missouri														
J28 Alabama														
J31 Ole Miss														
F4 Tennessee														
F7 Auburn														
F11 South Carolina														
F14 Georgia														
F18 Florida														
F21 Ole Miss														
F25 Vanderbilt														
F28 South Carolina														
M4 LSU														
M8-12 SEC Tournament														

## CAREER STATS FOR LAMAR PETERS

Year	GP-GS	Min/Avg	FG-FGA	Pct	3FM-3GA	Pct	FT-FTA	Pct	Rebs	PF-D	Ast	TO	Blk	Stl	Pts/Avg
2016-17	8-1	169/21.1	28-62	.452	22-43	.512	5-6	.833	16-2.0	22-0	23	11	2	6	83/10.4

# 2 ELI WRIGHT



Freshman | Gaurd

6-4 | 203

Owensboro, KY

22 Feet Academy

## Season Highs

**Points:** 11, NWST 11-28-16  
**FGM:** 4, NWST 11-28-16  
**FGA:** 5, NWST 11-28-16  
**3FGM:** 1, Oregon State 12-1-16  
**3FGA:** 2, twice, last vs Oregon State 12-1-16  
**FTM:** 3, 5x last vs Oregon State 12-1-16  
**FTA:** 5, NWST 11-28-16  
**Rebounds:** 7, NWST 11-28-16  
**Assists:** 3, Boise State 11-18-16  
**Blocks:** 1, UTEP 11-20-16  
**Steals:** 2, Oregon State 12-1-16  
**Minutes:** 31, NWST 11-28-16

## Wright's Notes . . .

-Made his collegiate debut against Norfolk State on November 11, 2016.

-Earned his first collegiate points with 2 against UCF on November 17, 2016.

-Earned his first collegiate assists with an impressive 3.

-Earned his first collegiate block against UTEP on November 20, 2016.

-Had a career-high 31 minutes against Northwestern State.

-Had a career-high 11 points against Northwestern State.

-Had a career-high 7 points against Northwestern State.

-Had a career-high 2 steals against Oregon State.

## 2016-17 Game-By-Game

Opponent	MIN	FG	Pct.	3FG	Pct.	FT	Pct.	O-D-R	PF	A	TO	B	S	PTS
N11 Norfolk State	13	0-2	.000	0-1	.000	0-0	.000	0-1-1	4	0	0	0	0	0
N17 Central Florida	15	0-2	.000	0-2	.000	2-2	1.000	0-0-0	4	0	1	0	0	2
N18 Boise State	15	0-1	.000	0-1	.000	2-2	1.000	0-0-0	2	3	1	0	1	0
N20 UTEP	10	0-3	.000	0-1	.000	0-0	.000	0-1-1	0	0	0	1	0	0
N25 Lehigh	18	0-2	.000	0-1	.000	2-2	1.000	0-1-1	0	0	1	0	1	2
N28 Northwestern State	31	4-5	.800	0-1	.000	3-5	.600	3-4-7	4	1	1	0	1	11
D1 Oregon State	19	3-4	.750	1-2	.500	3-4	.750	0-3-3	1	1	0	0	2	10
D4 Georgia State	16	0-4	.000	0-2	.000	0-0	.000	1-1-2	0	0	1	0	0	0
D14 ETSU	12	1-1	1.000	0-0	.000	2-4	.500	0-0-0	2	0	0	0	0	4
D19 Southern Miss	-DNP-													
D22 Morehead State														
D29 UMKC														
J3 Alabama														
J7 LSU														
J10 Arkansas														
J14 Texas A&M														
J17 Kentucky														
J21 Tennessee														
J25 Missouri														
J28 Alabama														
J31 Ole Miss														
F4 Tennessee														
F7 Auburn														
F11 South Carolina														
F14 Georgia														
F18 Florida														
F21 Ole Miss														
F25 Vanderbilt														
F28 South Carolina														
M4 LSU														
M8-12 SEC Tournament														

## CAREER STATS FOR ELI WRIGHT

Year	GP-GS	Min/Avg	FG-FGA	Pct	3FM-3GA	Pct	FT-FTA	Pct	Rebs	PF-D	Ast	TO	Blk	Stl	Pts/Avg
2016-17	9-1	150/16.7	8-24	.333	1-11	.091	14-19	.737	14-1.6	17-0	5	5	1	5	31/3.4

# 3 XAVIAN STAPLETON



Sophomore | Guard

6-6 | 195

Flora, MS

Madison Central HS

## Season Highs

Points: 8, Southern Miss 12-19-16  
 FGM: 3, Southern Miss 12-19-16  
 FGA: 5, Southern Miss 12-19-16  
 3FGM: 2, Southern Miss 12-19-16  
 3FGA: 2, Southern Miss 12-19-16  
 FTM: --  
 FTA: --  
 Rebounds: 1, Southern Miss 12-19-16  
 Assists: --  
 Blocks: 1, Southern Miss 12-19-16  
 Steals: 2, Southern Miss 12-19-16  
 Minutes: 8, Southern Miss 12-19-16

## Stapleton's Notes . . .

-Appeared in his first game at MSU against Southern Miss after being out for an ACL injury.

-Had a season-high 8 points, 1 block, 2 steals and 1 rebound in his first appearance as a Bulldog.

## 2016-17 Game-By-Game

Opponent	MIN	FG	Pct.	3FG	Pct.	FT	Pct.	O-D-R	PF	A	TO	B	S	PTS
N11 Norfolk State	-DNP-													
N17 Central Florida	-DNP-													
N18 Boise State	-DNP-													
N20 UTEP	-DNP-													
N25 Lehigh	-DNP-													
N28 Northwestern State	-DNP-													
D1 Oregon State	-DNP-													
D4 Georgia State	-DNP-													
D14 ETSU	-DNP-													
D19 Southern Miss	11	3-5	.600	2-2	1.000	0-0	.000	0-1-1	2	0	0	1	2	8
D22 Morehead State														
D29 UMKC														
J3 Alabama														
J7 LSU														
J10 Arkansas														
J14 Texas A&M														
J17 Kentucky														
J21 Tennessee														
J25 Missouri														
J28 Alabama														
J31 Ole Miss														
F4 Tennessee														
F7 Auburn														
F11 South Carolina														
F14 Georgia														
F18 Florida														
F21 Ole Miss														
F25 Vanderbilt														
F28 South Carolina														
M4 LSU														
M8-12 SEC Tournament														

## CAREER STATS FOR XAVIAN STAPLETON

Year	GP-GS	Min/Avg	FG-FGA	Pct	3FM-3GA	Pct	FT-FTA	Pct	Rebs	PF-D	Ast	TO	Blk	Stl	Pts/Avg
2016-17	1-0	11/11	3-5	.600	2-2	1.000	0-0	.000	1-1.0	2-0	0	0	1	2	8/8.0



# 4 MARIO KEGLER



**Freshman | Guard**

**6-7 | 220**

**Jackson, MS**

**Oak Hill Academy**

## Season Highs

**Points:** 16, Georgia State 12-4-16  
**FGM:** 6, Georgia State 12-4-16  
**FGA:** 13, Georgia State 12-4-16  
**3FGM:** 4, Georgia State 12-4-16  
**3FGA:** 8, Georgia State 12-4-16  
**FTM:** 3, Lehigh 11-25-16  
**FTA:** 4, Lehigh 11-25-16  
**Rebounds:** 9, Lehigh 11-25-16  
**Assists:** 3, Georgia State 12-4-16  
**Blocks:** --  
**Steals:** 2, twice, last vs Georgia State 12-4-16  
**Minutes:** 35, ETSU 12-14-16

## Kegler's Notes . . .

-Earned his first-career start during his collegiate debut against Norfolk State on November 11, 2016.

-Had a career-high 5 rebounds against UCF on November 17, 2016.

-Had a career-high 12 points against Boise State on November 18, 2016.

-Had a career-high 27 minutes against UTEP on November 20, 2016.

-Had a career and team-high 8 rebounds on November 20, 2016.

-Had a team-high 9 rebounds against Lehigh on November 25, 2016.

-Had a career-high 16 points against Georgia State.

-Tied his career-high 2 steals against Georgia State.

-Had a career-high 35 minutes against ETSU.

-Snagged his first career block against ETSU.

## 2016-17 Game-By-Game

Opponent	MIN	FG	Pct.	3FG	Pct.	FT	Pct.	O-D-R	PF	A	TO	B	S	PTS
N11 Norfolk State	26	2-6	.333	2-4	.500	2-2	1.000	0-2-2	4	1	2	0	0	8
N17 Central Florida	22	3-7	.429	1-2	.500	0-0	.000	1-4-5	4	0	3	0	2	7
N18 Boise State	26	4-6	.667	2-4	.500	2-3	.667	1-3-4	2	0	3	0	1	12
N20 UTEP	27	2-10	.200	0-4	.000	2-2	1.000	1-7-8	1	0	0	0	0	6
N25 Lehigh	32	4-12	.333	1-3	.333	3-4	.750	4-5-9	2	0	3	0	0	12
N28 Northwestern State	30	4-12	.333	0-3	.000	0-0	.000	0-2-2	2	0	1	0	1	8
D1 Oregon State	28	4-5	.800	2-2	1.000	2-3	.667	1-2-3	1	1	3	0	1	12
D4 Georgia State	30	6-13	.462	4-8	.500	0-0	.000	1-3-4	1	3	2	0	2	16
D14 ETSU	35	5-7	.714	1-2	.500	1-3	.333	1-7-8	3	1	1	1	0	12
D19 Southern Miss	19	2-6	.333	1-4	.250	0-0	.000	0-7-7	3	1	0	0	0	5
D22 Morehead State														
D29 UMKC														
J3 Alabama														
J7 LSU														
J10 Arkansas														
J14 Texas A&M														
J17 Kentucky														
J21 Tennessee														
J25 Missouri														
J28 Alabama														
J31 Ole Miss														
F4 Tennessee														
F7 Auburn														
F11 South Carolina														
F14 Georgia														
F18 Florida														
F21 Ole Miss														
F25 Vanderbilt														
F28 South Carolina														
M4 LSU														
M8-12 SEC Tournament														

## CAREER STATS FOR MARIO KEGLER

Year	GP-GS	Min/Avg	FG-FGA	Pct	3FM-3GA	Pct	FT-FTA	Pct	Rebs	PF-D	Asst	TO	Blk	Stl	Pts/Avg
2016-17	10-10	275/27.5	36-84	.429	14-36	.389	12-17	.706	52-5.2	23-0	7	19	1	7	98/9.8

# 5 JOE STRUGG



**R- Freshman| Forward**

**6-9 | 196**

**Montgomery, AL**

**G.W. Carver HS**

## Season Highs

**Points:** 3, Southern Miss 12-19-16  
**FGM:** 1, Southern Miss 12-19-16  
**FGA:** 2, Southern Miss 12-19-16  
**3FGM:** 1, Southern Miss 12-19-16  
**3FGA:** 2, Southern Miss 12-19-16  
**FTM:** --  
**FTA:** --  
**Rebounds:** 1, Oregon State 12-1-16  
**Assists:** --  
**Blocks:** --  
**Steals:** --  
**Minutes:** 6, Southern Miss 12-19-16

## Strugg's Notes . . .

-Earned his first collegiate minutes played with 2 against UCF on November 17, 2016.

-Had a career-high 1 rebound against Oregon State.

-Had a career high 6 minutes and 3 points against Southern Miss.

## 2016-17 Game-By-Game

Opponent	MIN	FG	Pct.	3FG	Pct.	FT	Pct.	O-D-R	PF	A	TO	B	S	PTS
N11 Norfolk State	-DNP-													
N17 Central Florida	2	0-0	.000	0-0	.000	0-0	.000	0-0-0	0	0	0	0	0	0
N18 Boise State	-DNP-													
N20 UTEP	-DNP-													
N25 Lehigh	-DNP-													
N28 Northwestern State	4	0-1	.000	0-0	.000	0-0	.000	0-0-0	1	0	0	0	0	0
D1 Oregon State	1	0-0	.000	0-0	.000	0-0	.000	0-1-1	0	0	0	0	0	0
D4 Georgia State	1	0-1	.000	0-1	.000	0-0	.000	0-1-1	0	0	0	0	0	0
D14 ETSU	-DNP-													
D19 Southern Miss	6	1-2	.500	1-2	.500	0-0	.000	0-0-0	1	0	3	0	0	3
D22 Morehead State														
D29 UMKC														
J3 Alabama														
J7 LSU														
J10 Arkansas														
J14 Texas A&M														
J17 Kentucky														
J21 Tennessee														
J25 Missouri														
J28 Alabama														
J31 Ole Miss														
F4 Tennessee														
F7 Auburn														
F11 South Carolina														
F14 Georgia														
F18 Florida														
F21 Ole Miss														
F25 Vanderbilt														
F28 South Carolina														
M4 LSU														
M8-12 SEC Tournament														

## CAREER STATS FOR JOE STRUGG

Year	GP-GS	Min/Avg	FG-FGA	Pct	3FM-3GA	Pct	FT-FTA	Pct	Rebs	PF-D	Ast	TO	Blk	Stl	Pts/Avg
2016-17	5-0	14/2.8	1-4	.250	1-3	.333	0-0	.000	2-0.4	2-0	0	3	0	0	3/0.6

# 11 QUINNDARY WEATHERSPOON



Sophomore | Guard

6-4 | 205

Canton, MS

Velma Jackson HS

## Season Highs

**Points:** 25, Boise State 11-18-16  
**FGM:** 9, twice, last vs. Boise State 11-18-16  
**FGA:** 18, UCF, 11-17-16  
**3FGM:** 4, twice, last vs. Southern Miss 12-19-16  
**3FGA:** 5, 3x, last vs. Oregon State 12-1-16  
**FTM:** 7, ETSU 12-14-16  
**FTA:** 8, ETSU 12-14-16  
**Rebounds:** 7, twice, last vs. 35, ETSU 12-14-16  
**Assists:** 4, UCF, 11-17-16  
**Blocks:** 2, Norfolk State, 11-11-16  
**Steals:** 4, 3x, last vs. Georgia State 12-4-16  
**Minutes:** 36, UTEP 11-20-16

## Career Highs

**Points:** 25, twice, last vs. Boise State 11-18-16  
**FGM:** 8, Tennessee, 1-16-16  
**FGA:** 18, UCF 11-17-16  
**3FGM:** 4, twice, last vs. Auburn, 3-5-16  
**3FGA:** 8, Ole Miss, 3-2-16  
**FTM:** 8, Vanderbilt, 2-16-16  
**FTA:** 10, Vanderbilt, 2-16-16  
**Rebounds:** 14, Missouri, 1-30-16  
**Assists:** 4, UCF 11-17-16  
**Blocks:** 2, twice, last vs. Texas A&M, 2-24-16  
**Steals:** 4, 3x, last vs. Georgia State 12-4-16  
**Minutes:** 41, Alabama, 2-2-16

## 2016-17 Game-By-Game

Opponent	MIN	FG	Pct.	3FG	Pct.	FT	Pct.	O-D-R	PF	A	TO	B	S	PTS
N11 Norfolk State	30	9-16	.563	2-5	.400	2-2	1.000	2-4-6	2	2	2	2	1	22
N17 Central Florida	35	6-18	.333	2-5	.400	5-5	1.000	2-5-7	0	4	1	1	1	19
N18 Boise State	35	9-12	.750	1-3	.333	6-7	.857	1-3-4	1	2	2	0	4	25
N20 UTEP	36	2-9	.222	0-2	.000	5-7	.714	0-3-3	3	2	0	0	2	9
N25 Lehigh	-DNP-													
N28 Northwestern State	-DNP-													
D1 Oregon State	30	6-7	.857	4-5	.800	5-6	.833	1-3-4	3	0	4	0	4	21
D4 Georgia State	27	5-12	.417	2-8	.250	2-2	1.000	1-2-3	4	3	3	0	4	14
D14 ETSU	32	3-14	.214	0-4	.000	7-8	.875	3-4-7	2	1	3	0	0	13
D19 Southern Miss	26	4-8	.500	4-4	1.000	4-4	1.000	1-0-1	2	2	2	0	1	16
D22 Morehead State														
D29 UMKC														
J3 Alabama														
J7 LSU														
J10 Arkansas														
J14 Texas A&M														
J17 Kentucky														
J21 Tennessee														
J25 Missouri														
J28 Alabama														
J31 Ole Miss														
F4 Tennessee														
F7 Auburn														
F11 South Carolina														
F14 Georgia														
F18 Florida														
F21 Ole Miss														
F25 Vanderbilt														
F28 South Carolina														
M4 LSU														
M8-12 SEC Tournament														

## Weatherspoon's Notes . . .

- Tabbed first-team All-SEC by league coaches and second-team by the media.

- In his game against Norfolk State it marked the third time he has scored 20+ points in a game.

-Had a game-high 22 points.

-Has scored in double-digits 22 times in his career.

-Eclipsed the 400 mark for his career. He has 412 points in 33 games.

-Had a career high 25 points against Boise State on November 18, 2016.

-Had a team and career-high 4 steals against Boise State on November 18, 2016.

-Shot at 75% against Boise State on November 18, 2016.

-Played through a wrist injury against UTEP on November 20, 2016.

-Returned from injury with a total of 21 points against Oregon State.

-Has now totaled 20-plus points five times in his career, three times this year. MSU is 4-1 in those games.

-Tied his season-high 7 rebounds against ETSU.

## CAREER STATS FOR QUINNDARY WEATHERSPOON

Year	GP-GS	Min/Avg	FG-FGA	Pct	3FM-3GA	Pct	FT-FTA	Pct	Rebs	PF-D	Asst	TO	Blk	Stl	Pts/Avg
2015-16	31-17	836/27.0	133-297	.448	43-109	.394	62-77	.805	146-4.7	75-1	43	45	16	42	371-12.0
2016-17	8-8	251/31.4	44-96	.458	15-36	.417	36-41	.878	35-4.4	17-0	16	17	3	17	139/17.4
Totals	39-25	1087/27.9	177-393	.450	58-145	.400	98-118	.831	181-4.6	92-1	59	62	19	59	510-13.1



# 12 DREW DAVIS



Junior | Guard

5-10 | 172

Atlanta, GA

Fort Walton Beach HS

## Season Highs

Points: --  
 FGM: --  
 FGA: 1, Oregon State 12-1-16  
 3FGM: --  
 3FGA: 1, Oregon State 12-1-16  
 FTM: --  
 FTA: --  
 Rebounds: --  
 Assists: --  
 Blocks: --  
 Steals: --  
 Minutes: 2, Georgia State 12-4-16

## Davis' Notes . . .

-Had a career-high 5 minutes against Southern Miss.

-Was 2-2 with 3-pointers against Southern Miss.

-Had a career-high 6 points against Southern Miss.

## 2016-17 Game-By-Game

Opponent	MIN	FG	Pct.	3FG	Pct.	FT	Pct.	O-D-R	PF	A	TO	B	S	PTS
N11 Norfolk State	-DNP-													
N17 Central Florida	-DNP-													
N18 Boise State	-DNP-													
N20 UTEP	-DNP-													
N25 Lehigh	-DNP-													
N28 Northwestern State	-DNP-													
D1 Oregon State	1	0-1	.000	0-1	.000	0-0	.000	0-0-0	0	0	0	0	0	0
D4 Georgia State	2	0-0	.000	0-1	.000	0-0	.000	0-0-0	0	0	0	0	0	0
D14 ETSU	-DNP-													
D19 Southern Miss	5	2-3	.667	2-2	1.000	0-0	.000	0-0-0	0	1	2	0	0	6
D22 Morehead State														
D29 UMKC														
J3 Alabama														
J7 LSU														
J10 Arkansas														
J14 Texas A&M														
J17 Kentucky														
J21 Tennessee														
J25 Missouri														
J28 Alabama														
J31 Ole Miss														
F4 Tennessee														
F7 Auburn														
F11 South Carolina														
F14 Georgia														
F18 Florida														
F21 Ole Miss														
F25 Vanderbilt														
F28 South Carolina														
M4 LSU														
M8-12 SEC Tournament														

## CAREER STATS FOR DREW DAVIS

Year	GP-GS	Min/Avg	FG-FGA	Pct	3FM-3GA	Pct	FT-FTA	Pct	Rebs	PF-D	Asst	TO	Blk	Stl	Pts/Avg
2016-17	3-0	8/2.7	2-4	.500	2-3	.667	0-0	.000	0-0	0-0	1	2	0	0	6/2.0

# 13 NICK SINGLETON



Sophomore | Guard

6-5 | 194

Decatur, GA

Columbia HS

## Season Highs

Points: 5, NWST 11-28-16  
 FGM: 2, NWST 11-28-16  
 FGA: 4, NWST 11-28-16  
 3FGM: 1, NWST 11-28-16  
 3FGA: 2, NWST 11-28-16  
 FTM: --  
 FTA: --  
 Rebounds: 2, UCF, 11-17-16  
 Assists: --  
 Blocks: --  
 Steals: 1, NWST 11-28-16  
 Minutes: 13, NWST 11-28-16

## 2016-17 Game-By-Game

Opponent	MIN	FG	Pct.	3FG	Pct.	FT	Pct.	O-D-R	PF	A	TO	B	S	PTS
N11 Norfolk State	-DNP-													
N17 Central Florida	2	0-0	.000	0-0	.000	0-0	.000	1-1-2	0	0	0	0	0	0
N18 Boise State	-DNP-													
N20 UTEP	-DNP-													
N25 Lehigh	-DNP-													
N28 Northwestern State	13	2-4	.500	1-2	.500	0-0	.000	0-1-1	1	0	0	0	1	5
D1 Oregon State	1	0-0	.000	0-0	.000	0-0	.000	0-0-0	0	0	0	0	0	0
D4 Georgia State	2	0-1	.000	0-0	.000	0-0	.000	0-0-0	1	0	0	0	0	0
D14 ETSU	-DNP-													
D19 Southern Miss	6	0-1	.000	0-1	.000	0-0	.000	0-0-0	0	1	1	1	0	0
D22 Morehead State														
D29 UMKC														
J3 Alabama														
J7 LSU														
J10 Arkansas														
J14 Texas A&M														
J17 Kentucky														
J21 Tennessee														
J25 Missouri														
J28 Alabama														
J31 Ole Miss														
F4 Tennessee														
F7 Auburn														
F11 South Carolina														
F14 Georgia														
F18 Florida														
F21 Ole Miss														
F25 Vanderbilt														
F28 South Carolina														
M4 LSU														
M8-12 SEC Tournament														

## Singleton's Notes . . .

-Had his first collegiate appearance with 2 minutes against UCF on November 17, 2016

-Had a career-high 13 minutes against Northwestern State.

-Had a career-high 5 points against Northwestern State.

## CAREER STATS FOR NICK SINGLETON

Year	GP-GS	Min/Avg	FG-FGA	Pct	3FM-3GA	Pct	FT-FTA	Pct	Rebs	PF-D	Ast	TO	Blk	Stl	Pts/Avg
2016-17	5-0	24/4.8	2-6	.333	1-3	.333	0-0	.000	3-0.6	2-0	1	1	1	1	5/1.0

# 15 I.J. READY



Senior | Guard

5-11 | 166

Rixey, AR

Parkview Magent HS

## Season Highs

**Points:** 20, Lehigh 11-25-16  
**FGM:** 8, Lehigh 11-25-16  
**FGA:** 16, Lehigh 11-25-16  
**3FGM:** 1, 5x, last vs. vs Georgia State 12-4-16  
**3FGA:** 6, UCF, 11-17-16  
**FTM:** 5, NWST 11-28-16  
**FTA:** 7, NWST 11-28-16  
**Rebounds:** 6, Lehigh 11-25-16  
**Assists:** 8, Southern Miss 12-19-16  
**Blocks:** --  
**Steals:** 4, Southern Miss 12-19-16  
**Minutes:** 35, Lehigh 11-25-16

## Career Highs

**Points:** 25, Eastern Washington, 11-13-15  
**FGM:** 8, twice, last vs Lehigh 11-25-16  
**FGA:** 16, 4x, last vs Lehigh 11-25-16  
**3FGM:** 4, Georgia, 1-24-15  
**3FGA:** 7, 7x, last vs. Texas Southern, 12-2-15  
**FTM:** 8, Eastern Washington, 11-13-15  
**FTA:** 9, Eastern Washington, 11-13-15  
**Rebounds:** 8, twice, last vs. Auburn, 1-21-15  
**Assists:** 11, twice, last vs. Northern Colorado, 12-23-15  
**Blocks:** 1, Arkansas, 2-9-16  
**Steals:** 5, 3x, last vs. NWST 11-28-16  
**Minutes:** 36, Ole Miss, 3-2-16

## 2016-17 Game-By-Game

Opponent	MIN	FG	Pct.	3FG	Pct.	FT	Pct.	O-D-R	PF	A	TO	B	S	PTS
N11 Norfolk State	31	5-13	.385	1-2	.500	3-4	.750	0-3-3	2	7	0	0	0	14
N17 Central Florida	30	6-15	.400	1-6	.167	2-2	1.000	1-2-3	1	4	2	0	1	15
N18 Boise State	27	5-9	.556	1-2	.500	2-3	.667	1-2-3	2	6	0	0	3	13
N20 UTEP	30	2-6	.333	0-1	.000	2-2	1.000	1-1-2	3	3	3	0	1	6
N25 Lehigh	35	8-16	.500	1-3	.333	3-5	.600	0-6-6	1	5	1	0	1	20
N28 Northwestern State	34	4-6	.667	1-1	1.000	5-7	.714	0-3-3	1	6	5	0	5	14
D1 Oregon State	28	2-6	.333	0-3	.000	0-0	.000	0-1-1	1	5	4	0	5	4
D4 Georgia State	30	5-8	.625	1-3	.333	0-0	.000	0-3-3	3	5	0	0	1	11
D14 ETSU	33	0-4	.000	0-1	.000	0-0	.000	0-2-2	1	4	4	0	0	0
D19 Southern Miss	25	3-5	.600	0-0	.000	0-0	.000	1-3-4	0	8	2	0	4	6
D22 Morehead State														
D29 UMKC														
J3 Alabama														
J7 LSU														
J10 Arkansas														
J14 Texas A&M														
J17 Kentucky														
J21 Tennessee														
J25 Missouri														
J28 Alabama														
J31 Ole Miss														
F4 Tennessee														
F7 Auburn														
F11 South Carolina														
F14 Georgia														
F18 Florida														
F21 Ole Miss														
F25 Vanderbilt														
F28 South Carolina														
M4 LSU														
M8-12 SEC Tournament														

## Ready's Notes . . .

- I.J. Ready leads the team in assists with 8.
- Earned his 74th career start.
- He earned his 32nd double-digit game with 15 against Southern Miss.
- Is 30 steals shy of moving in the MSU Top 10 record book.
- Had a season-high 3 steals against Boise State on November 18, 2016.
- Had a team-high 20 points and 5 assists against Lehigh.
- Had a season-high 5 free throws made against Northwestern State.
- Needs 243 more points to be the 37th player to reach 1000.
- Moved in to the top 10 all time leaders for assists with 327.
- Needs 11 steals to reach the top 10 all time leaders.
- Had a season-high (4) steals and (8) assists.

## CAREER STATS FOR I.J. READY

Year	GP-GS	Min/Avg	FG-FGA	Pct	3FM-3GA	Pct	FT-FTA	Pct	Rebs	PF-D	Asst	TO	Blk	Stl	Pts/Avg
2013-14	26-21	626/24.1	59-159	.371	17-48	.354	18-21	.857	55-2.1	31-1	69	41	0	32	153/5.9
2014-15	29-21	744/25.7	87-218	.399	28-95	.295	37-42	.881	57-2.0	46-0	71	41	0	37	239/8.2
2015-16	30-22	886/29.5	103-247	.417	26-91	.286	45-56	.804	79-2.6	56-1	134	48	1	39	277/9.2
2016-17	10-10	303/30.3	40-88	.455	6-22	.273	17-23	.739	30-3.0	15-0	53	21	0	21	103/10.3
<b>Totals</b>	<b>95-74</b>	<b>2559/26.9</b>	<b>289-712</b>	<b>.406</b>	<b>77-256</b>	<b>.301</b>	<b>117-142</b>	<b>.824</b>	<b>221-2.3</b>	<b>148-2</b>	<b>327</b>	<b>151</b>	<b>1</b>	<b>129</b>	<b>772/8.1</b>

# 20 MILES WASHINGTON



**Freshman | Center**

**6-7 | 202**

**New Albany, MS**

**New Albany HS**

## Season Highs

Points: --  
 FGM: --  
 FGA: --  
 3FGM: --  
 3FGA: --  
 FTM: --  
 FTA: --  
 Rebounds: --  
 Assists: --  
 Blocks: 1, Southern Miss 12-19-16  
 Steals: --  
 Minutes: 6, Southern Miss 12-19-16

## Washington's Notes . . .

-Had a career-high 2 minutes against Georgia State.

## 2016-17 Game-By-Game

Opponent	MIN	FG	Pct.	3FG	Pct.	FT	Pct.	O-D-R	PF	A	TO	B	S	PTS
N11 Norfolk State	-DNP-													
N17 Central Florida	-DNP-													
N18 Boise State	-DNP-													
N20 UTEP	-DNP-													
N25 Lehigh	-DNP-													
N28 Northwestern State	-DNP-													
D1 Oregon State	1	0-0	.000	0-0	.000	0-0	.000	0-0-0	1	0	0	0	0	0
D4 Georgia State	2	0-0	.000	0-0	.000	0-0	.000	0-0-0	0	0	0	0	0	0
D14 ETSU	-DNP-													
D19 Southern Miss	6	0-0	.000	0-0	.000	0-0	.000	0-0-0	0	0	0	1	0	0
D22 Morehead State														
D29 UMKC														
J3 Alabama														
J7 LSU														
J10 Arkansas														
J14 Texas A&M														
J17 Kentucky														
J21 Tennessee														
J25 Missouri														
J28 Alabama														
J31 Ole Miss														
F4 Tennessee														
F7 Auburn														
F11 South Carolina														
F14 Georgia														
F18 Florida														
F21 Ole Miss														
F25 Vanderbilt														
F28 South Carolina														
M4 LSU														
M8-12 SEC Tournament														

## CAREER STATS FOR MILES WASHINGTON

Year	GP-GS	Min/Avg	FG-FGA	Pct	3FM-3GA	Pct	FT-FTA	Pct	Rebs	PF-D	Ast	TO	Blk	Stl	Pts/Avg
2016-17	3-0	9/3.0	0-0	.000	0-0	.000	0-0	.000	0-0.0	1-0	0	0	1	0	0/0.0



# 23 TYSON CARTER



**Freshman | Guard**

**6-4 | 167**

**Starkville, MS**

**Starkville HS**

## Season Highs

**Points:** 17, Norfolk State, 11-11-16  
**FGM:** 6, Norfolk State, 11-11-16  
**FGA:** 15, twice, last vs NWST 11-28-16  
**3FGM:** 5, Norfolk State, 11-11-16  
**3FGA:** 8, twice, last vs Lehigh 11-25-16  
**FTM:** 6, Boise State 11-18-16  
**FTA:** 6, Boise State 11-18-16  
**Rebounds:** 6, UTEP 11-20-16  
**Assists:** 2, 4x, last vs vs Georgia State 12-4-16  
**Blocks:** 1, twice, last vs Oregon State 12-1-16  
**Steals:** 2, 3x, last vs Lehigh 11-25-16  
**Minutes:** 37, NWST 11-28-16

## Carter's Notes . . .

- 17 points is the most by a freshman on opening day since Chancellor Nichols scored 17 against Christian Brothers in November 1987

-In his collegiate debut, freshman guard Tyson Carter poured in 17 points on 6-of-8 shooting. He also drained 5 3-pointers

-Earned his first-career start during his collegiate debut against Norfolk State on November 11, 2016.

-Scored 17 points in his debut against Norfolk State, the most by a true freshman on opening day since Chancellor Nichols also had 17 against Christian Brothers on Nov. 28, 1987.

-Shot 6 for 6 at the free throw line against Boise State.

-Was second on the team for 3-pointers with 3 against UTEP.

-Had a career-high 6 assists against UTEP.

-Earned his first-career block against Lehigh.

-Has made his past 12 free throw shots.

-Had a career-high 37 minutes against Northwestern State.

-He is second on the team with free-throw percentage and has made 15 of his last 16.

## 2016-17 Game-By-Game

Opponent	MIN	FG	Pct.	3FG	Pct.	FT	Pct.	O-D-R	PF	A	TO	B	S	PTS
N11 Norfolk State	33	6-8	.750	5-7	.714	0-0	.000	0-1-1	1	2	1	0	1	17
N17 Central Florida	33	2-12	.167	2-8	.250	2-4	.500	0-2-2	2	2	0	0	2	8
N18 Boise State	30	4-10	.400	1-4	.250	6-6	1.000	0-2-2	2	1	0	0	2	15
N20 UTEP	26	3-7	.429	3-6	.500	0-0	.000	0-6-6	1	1	0	0	0	9
N25 Lehigh	36	5-15	.333	2-8	.250	4-4	1.000	0-2-2	3	0	1	1	2	16
N28 Northwestern State	37	4-15	.267	0-7	.000	2-2	1.000	1-2-3	2	2	2	0	1	10
D1 Oregon State	25	2-6	.333	1-2	.500	3-4	.750	0-3-3	0	0	0	1	1	8
D4 Georgia State	24	0-3	.000	0-2	.000	2-2	1.000	0-3-3	1	2	0	0	2	2
D14 ETSU	18	3-4	.750	1-1	1.000	0-0	.000	0-0-0	1	1	1	0	0	7
D19 Southern Miss	22	3-5	.600	3-5	.600	2-2	1.000	0-4-4	0	1	1	0	1	11
D22 Morehead State														
D29 UMKC														
J3 Alabama														
J7 LSU														
J10 Arkansas														
J14 Texas A&M														
J17 Kentucky														
J21 Tennessee														
J25 Missouri														
J28 Alabama														
J31 Ole Miss														
F4 Tennessee														
F7 Auburn														
F11 South Carolina														
F14 Georgia														
F18 Florida														
F21 Ole Miss														
F25 Vanderbilt														
F28 South Carolina														
M4 LSU														
M8-12 SEC Tournament														

## CAREER STATS FOR TYSON CARTER

Year	GP-GS	Min/Avg	FG-FGA	Pct	3FM-3GA	Pct	FT-FTA	Pct	Rebs	PF-D	Ast	TO	Blk	Stl	Pts/Avg
2016-17	10-10	284/28.4	32-85	.376	18-50	.360	21-24	.875	26-2.6	13-0	12	6	2	12	103/10.3

# 24 ABDUL ADO



Freshman | Forward

6-11 | 246

Lagos, Nigeria

Hamilton Heights HS

## Season Highs

Points: --  
 FGM: --  
 FGA: --  
 3FGM: --  
 3FGA: --  
 FTM: --  
 FTA: --  
 Rebounds: --  
 Assists: --  
 Blocks: --  
 Steals: --  
 Minutes: --

Ado's Notes . . .

## 2016-17 Game-By-Game

Opponent	MIN	FG	Pct.	3FG	Pct.	FT	Pct.	O-D-R	PF	A	TO	B	S	PTS
N11 Norfolk State	-DNP-													
N17 Central Florida	-DNP-													
N18 Boise State	-DNP-													
N20 UTEP	-DNP-													
N25 Lehigh	-DNP-													
N28 Northwestern State	-DNP-													
D1 Oregon State	-DNP-													
D4 Georgia State	-DNP-													
D14 ETSU	-DNP-													
D19 Southern Miss	-DNP-													
D22 Morehead State														
D29 UMKC														
J3 Alabama														
J7 LSU														
J10 Arkansas														
J14 Texas A&M														
J17 Kentucky														
J21 Tennessee														
J25 Missouri														
J28 Alabama														
J31 Ole Miss														
F4 Tennessee														
F7 Auburn														
F11 South Carolina														
F14 Georgia														
F18 Florida														
F21 Ole Miss														
F25 Vanderbilt														
F28 South Carolina														
M4 LSU														
M8-12 SEC Tournament														

## CAREER STATS FOR ABDUL ADO

Year	GP-GS	Min/Avg	FG-FGA	Pct	3FM-3GA	Pct	FT-FTA	Pct	Rebs	PF-D	Ast	TO	Blk	Stl	Pts/Avg
2016-17															

# 34 SCHNIDER HERARD



**Freshman | Center**

**6-10 | 250**

**Port-au-Prince, Haiti**

**Prestonwood Christian HS**

## Season Highs

**Points:** 8, vs Georgia State 12-4-16  
**FGM:** 3, twice, last vs Southern Miss 12-19-16  
**FGA:** 4, twice, last vs Southern Miss 12-19-16  
**3FGM:** --  
**3FGA:** --  
**FTM:** 2, 3x, last vs vs Georgia State 12-4-16  
**FTA:** 4, twice, last Southern Miss 12-19-16  
**Rebounds:** 12, Southern Miss 12-19-16  
**Assists:** 2, UTEP 11-20-16  
**Blocks:** 2, twice last vs Southern Miss 12-17-16  
**Steals:** 1, NWST 11-28-16  
**Minutes:** 23, Southern Miss 12-19-16

## Herard's Notes . . .

- Had his collegiate debut against Norfolk State on November 11, 2016.

-Had 4 rebounds in the 17 minutes he played.

-Made his first career free throws with 2 against UCF on November 17, 2016.

-Had a team-high 7 rebounds against Boise State on November 18, 2016.

-Had a career-high 20 minutes on November 20, 2016.

-Earned his first career block & steal against Northwestern State.

-Had a career-high 21 minutes against Orgeon State.

-Had a career-high in points (8) and blocks (2) and tied his career-high (7) rebounds against Georgia State.

-Earned a new career-high (12) rebounds against Southern Miss.

## 2016-17 Game-By-Game

Opponent	MIN	FG	Pct.	3FG	Pct.	FT	Pct.	O-D-R	PF	A	TO	B	S	PTS
N11 Norfolk State	17	2-3	.667	0-0	.000	0-1	.000	2-2-4	1	0	3	0	0	4
N17 Central Florida	18	0-2	.000	0-0	.000	2-3	.667	0-2-2	4	0	1	0	0	2
N18 Boise State	18	0-1	.000	0-0	.000	0-0	.000	1-6-7	2	0	1	0	0	0
N20 UTEP	20	0-1	.000	0-0	.000	0-0	.000	2-3-5	3	2	1	0	0	0
N25 Lehigh	14	1-2	.500	0-0	.000	0-0	.000	0-4-4	1	0	0	0	0	2
N28 Northwestern State	16	1-1	1.000	0-0	.000	0-0	.000	0-4-4	1	0	2	1	1	2
D1 Oregon State	21	0-2	.000	0-0	.000	2-4	.500	1-3-4	2	0	2	0	0	2
D4 Georgia State	18	3-4	.750	0-0	.000	2-3	.667	3-4-7	0	0	2	2	0	8
D14 ETSU	12	0-3	.000	0-0	.000	0-0	.000	2-1-3	0	0	0	0	0	0
D19 Southern Miss	23	3-4	.750	0-0	.000	1-4	.250	4-8-12	2	2	1	2	0	7
D22 Morehead State														
D29 UMKC														
J3 Alabama														
J7 LSU														
J10 Arkansas														
J14 Texas A&M														
J17 Kentucky														
J21 Tennessee														
J25 Missouri														
J28 Alabama														
J31 Ole Miss														
F4 Tennessee														
F7 Auburn														
F11 South Carolina														
F14 Georgia														
F18 Florida														
F21 Ole Miss														
F25 Vanderbilt														
F28 South Carolina														
M4 LSU														
M8-12 SEC Tournament														

## CAREER STATS FOR SCHNIDER HERARD

Year	GP-GS	Min/Avg	FG-FGA	Pct	3FM-3GA	Pct	FT-FTA	Pct	Rebs	PF-D	Ast	TO	Blk	Stl	Pts/Avg
2016-17	10-0	177/17.7	10-23	.435	0-0	.000	7-15	.467	52-5.2	16-0	4	13	5	1	27/2.7

# 35 ARIC HOLMAN



**Sophomore | Forward**

**6-10 | 222**

**Owensboro, KY**

**Owensboro HS**

## Season Highs

**Points:** 18, UTEP 11-20-16  
**FGM:** 8, UTEP 11-20-16  
**FGA:** 13, Boise State 11-18-16  
**3FGM:** 1, twice, last vs Oregon State 12-1-16  
**3FGA:** 4, Boise State 11-18-16  
**FTM:** 5, 1, NWST 11-28-16  
**FTA:** 7, Norfolk State, 11-11-16  
**Rebounds:** 11, twice, last vs Southern Miss 12-19-16  
**Assists:** 2, Lehigh 11-25-16  
**Blocks:** 5, twice, last vs NWST 11-28-16  
**Steals:** 2, 3x, last vs Oregon State 12-1-16  
**Minutes:** 30, ETSU 12-14-16

## Career Highs

**Points:** 18, UTEP 11-20-16  
**FGM:** 8, UTEP 11-20-16  
**FGA:** 13, Boise State 11-18-16  
**3FGM:** 1, twice, last vs. Norfolk State 11-17-16  
**3FGA:** 4, Boise State 11-18-16  
**FTM:** 5, 1, NWST 11-28-16  
**FTA:** 7, Norfolk State, 11-11-16  
**Rebounds:** 11, Norfolk State, 11-11-16  
**Assists:** 4, Arkansas, 2-9-16  
**Blocks:** 5, twice, last vs NWST 11-28-16  
**Steals:** 2, 3x, last vs Oregon State 12-1-16  
**Minutes:** 28, UCF, 11-17-16

## 2016-17 Game-By-Game

Opponent	MIN	FG	Pct.	3FG	Pct.	FT	Pct.	O-D-R	PF	A	TO	B	S	PTS
N11 Norfolk State	26	3-7	.429	1-2	.500	4-7	.571	3-8-11	2	0	1	5	2	11
N17 Central Florida	28	2-4	.500	0-1	.000	2-3	.667	4-3-7	1	0	2	1	1	6
N18 Boise State	24	6-13	.461	0-4	.000	0-0	.000	1-4-5	1	0	2	0	0	12
N20 UTEP	23	8-10	.800	0-1	.000	2-2	1.000	2-2-4	5	0	2	0	2	18
N25 Lehigh	24	4-6	.667	0-0	.000	2-2	1.000	1-3-4	4	2	2	1	1	10
N28 Northwestern State	26	4-6	.667	0-1	.000	5-6	.833	3-4-7	0	0	1	5	1	13
D1 Oregon State	26	2-7	.286	1-1	1.000	2-2	1.000	3-4-7	1	1	2	1	2	7
D4 Georgia State	15	3-7	.429	0-1	.000	1-2	.500	1-3-4	3	0	1	1	0	7
D14 ETSU	30	7-10	.700	1-3	.333	2-3	.667	2-4-6	3	0	1	4	1	17
D19 Southern Miss	20	2-7	.286	0-2	.000	1-1	1.000	1-10-11	0	0	1	2	1	5
D22 Morehead State														
D29 UMKC														
J3 Alabama														
J7 LSU														
J10 Arkansas														
J14 Texas A&M														
J17 Kentucky														
J21 Tennessee														
J25 Missouri														
J28 Alabama														
J31 Ole Miss														
F4 Tennessee														
F7 Auburn														
F11 South Carolina														
F14 Georgia														
F18 Florida														
F21 Ole Miss														
F25 Vanderbilt														
F28 South Carolina														
M4 LSU														
M8-12 SEC Tournament														

## Holman's Notes . . .

- Aric Holman had a team high of 11 rebounds.

- Sophomore forward Aric Holman recorded his first-career double-double with career highs in points (11) and rebounds (11).

- Had career highs in minutes (26), steals (2) and blocks (5).

-Has collected 18 rebounds to go along with his 17 points.

-Had a career and team-high 18 points against UTEP on November 20, 2016.

-Shot at 80% against UTEP on November 20, 2016.

-Earned his first block of the season against Lehigh on November 25, 2016

-Tied his career-high with 2 steals against Oregon State.

-Scored 17 points against ETSU, one point shy of his career-high.

-Tied his career-high (11) rebounds against Southern Miss.

## CAREER STATS FOR ARIC HOLMAN

Year	GP-GS	Min/Avg	FG-FGA	Pct	3FM-3GA	Pct	FT-FTA	Pct	Rebs	PF-D	Ast	TO	Blk	Stl	Pts/Avg
2015-16	21-3	194/9.2	18-44	.409	2-13	.154	1-6	.167	39-1.9	37-2	8	16	14	2	39/1.9
2016-17	10-10	242/24.2	41-77	.532	3-16	.188	21-28	.750	66-6.6	20-1	3	15	20	11	106/10.6
Totals	31-13	436/14.1	59-121	.488	5-29	.172	22-34	.647	105-3.4	57-3	11	31	34	13	145/4.7



# 45 E.J. DATCHER



**Freshman | Center**

**6-9 | 240**

**Hapersville, AL**

**Vincent HS**

## Season Highs

**Points:** 2, 3x, 1, NWST 11-28-16  
**FGM:** 1, 4x, last vs ETSU 12-14-16  
**FGA:** 2, 3x 1, NWST 11-28-16,  
**3FGM:** --  
**3FGA:** --  
**FTM:** 2, Southern Miss 12-19-16  
**FTA:** 2, Southern Miss 12-19-16  
**Rebounds:** 7, Norfolk State, 11-11-16  
**Assists:** --  
**Blocks:** 3, UCF, 11-17-16  
**Steals:** 1, twice, last vs. 4, Boise State 11-18-16  
**Minutes:** 15, UCF, 11-17-16

## Datcher's Notes . . .

- E.J. Datcher was second on the team with 7 rebounds.

-- Had his collegiate debut against Norfolk State on November 11, 2016.

-Was second on the team for blocks with 4 against UCF on November 17, 2016

## 2016-17 Game-By-Game

Opponent	MIN	FG	Pct.	3FG	Pct.	FT	Pct.	O-D-R	PF	A	TO	B	S	PTS
N11 Norfolk State	9	1-2	.500	0-0	.000	0-1	.000	1-6-7	4	0	0	1	0	2
N17 Central Florida	15	1-2	.500	0-0	.000	0-1	.000	0-2-2	5	0	0	3	1	2
N18 Boise State	11	0-1	.000	0-0	.000	1-2	.500	2-2-4	1	0	1	0	1	1
N20 UTEP	5	0-0	.000	0-0	.000	0-0	.000	0-0-0	1	0	0	0	0	0
N25 Lehigh	10	0-0	.000	0-0	.000	0-0	.000	0-1-1	1	0	1	1	0	0
N28 Northwestern State	8	1-2	.500	0-0	.000	0-0	.000	2-1-3	1	0	0	1	0	2
D1 Oregon State	4	0-0	.000	0-0	.000	0-0	.000	0-0-0	3	0	0	0	0	0
D4 Georgia State	7	0-1	.000	0-0	.000	0-0	.000	0-0-0	0	0	0	1	0	0
D14 ETSU	6	1-2	.500	0-0	.000	0-0	.000	1-3-4	1	0	0	0	0	2
D19 Southern Miss	8	1-2	.500	0-0	.000	2-2	1.000	1-2-3	3	0	1	2	0	4
D22 Morehead State														
D29 UMKC														
J3 Alabama														
J7 LSU														
J10 Arkansas														
J14 Texas A&M														
J17 Kentucky														
J21 Tennessee														
J25 Missouri														
J28 Alabama														
J31 Ole Miss														
F4 Tennessee														
F7 Auburn														
F11 South Carolina														
F14 Georgia														
F18 Florida														
F21 Ole Miss														
F25 Vanderbilt														
F28 South Carolina														
M4 LSU														
M8-12 SEC Tournament														

## CAREER STATS FOR E.J. DATCHER

Year	GP-GS	Min/Avg	FG-FGA	Pct	3FM-3GA	Pct	FT-FTA	Pct	Rebs	PF-D	Ast	TO	Blk	Stl	Pts/Avg
2016-17	10-0	83/8.3	5-12	.417	0-0	.000	3-6	.500	24-2.4	20-1	0	3	9	2	13/1.3

**Exhibition — Nov. 4, 2016**

Mississippi State	78
Delta State	63

Humphrey Coliseum • Starkville, MS

**Delta State**

Player	FG	3FG	FT	RB	PF	PT	A	Min
Davis	f 2-6	0-0	0-0	1	5	4	0	24
Harper	f 0-0	0-0	0-0	0	5	0	0	5
Warner	g 6-12	5-9	4-6	4	4	21	2	36
Kilpatrick	g 1-2	0-0	0-1	5	0	2	4	28
Schmidt	g 6-20	2-9	3-4	5	4	17	6	32
Henry	0-2	0-0	0-0	4	0	0	0	16
Cornish	3-5	3-5	0-0	2	3	9	0	29
King	0-0	0-0	0-0	0	0	0	0	1
Weldon	1-1	0-0	0-0	0	0	2	0	6
Taylor	2-6	0-0	4-7	6	3	8	0	22
Kimble	0-0	0-0	0-0	0	0	0	0	1
<b>TOTALS</b>	<b>21-54</b>	<b>10-23</b>	<b>11-18</b>	<b>33</b>	<b>24</b>	<b>63</b>	<b>12</b>	<b>200</b>

**Mississippi State**

Player	FG	3FG	FT	RB	PF	PT	A	Min
Holman	f 4-7	1-3	6-7	10	0	15	0	25
Kegler	g 6-12	4-9	2-4	8	1	18	0	24
W'Spoon	g 4-12	1-2	3-4	8	3	12	4	25
Ready	g 4-6	1-3	0-0	1	1	9	4	18
Carter	g 1-6	0-4	2-2	2	2	4	1	25
Peters	2-8	1-4	2-5	1	3	7	2	18
Wright	2-5	0-2	3-4	2	2	7	1	23
Strugg	0-1	0-1	0-0	0	1	0	0	4
Davis	0-1	0-0	0-0	2	1	0	0	3
Singleton	1-1	0-0	0-0	0	2	2	0	5
Washington	0-0	0-0	0-0	1	1	0	0	3
Herard	1-2	0-0	0-2	5	5	2	0	11
Datcher	1-3	0-0	0-1	6	2	2	0	16
<b>TOTALS</b>	<b>26-64</b>	<b>8-28</b>	<b>18-29</b>	<b>48</b>	<b>24</b>	<b>78</b>	<b>12</b>	<b>200</b>

Halftime: MSU 43, DSU 32. FG%: MSU 40.6%, DSU 38.9%. 3FG%: MSU 28.6%, DSU 43.5%. FT%: MSU 62.1%, DSU 61.1%. Turnovers: MSU 16 (Herard 3), DSU 19 (Schmidt 7). Blocked Shots: MSU 7 (Holman 4), DSU 1 (P.J. Davis). Steals: MSU 9 (Peters 4), DSU 7 (Kilpatrick 4). Officials: Anthony Jordan, Owen Shortt, Ken Washington. Attendance: 3,721.

**Game 1 — Nov. 11, 2016**

Mississippi State	78
Norfolk State	74

Humphrey Coliseum • Starkville, MS

**Norfolk State**

Player	FG	3FG	FT	RB	PF	PT	A	Min
Long	f 2-5	0-0	1-3	7	4	5	0	30
Gellineau	c 0-0	0-0	0-0	4	5	0	0	11
Robinson	g 7-14	2-5	5-5	3	1	21	5	38
Wade	g 5-16	0-2	8-12	12	0	18	3	35
Goss	g 4-7	1-4	0-0	1	2	9	1	31
Ward	2-4	0-1	0-1	2	0	4	2	20
Brown	2-3	1-1	0-0	0	2	5	0	5
Williams	1-2	1-2	2-2	2	2	5	0	12
Robinson	3-6	0-0	1-3	3	5	7	0	18
<b>TOTALS</b>	<b>26-57</b>	<b>5-15</b>	<b>17-26</b>	<b>35</b>	<b>21</b>	<b>74</b>	<b>11</b>	<b>200</b>

**Mississippi State**

Player	FG	3FG	FT	RB	PF	PT	A	Min
Holman	f 3-7	1-2	4-7	11	2	11	0	26
Kegler	g 2-6	2-4	2-2	2	4	8	1	26
W'Spoon	g 9-16	2-5	2-2	6	2	22	2	30
Ready	g 5-13	1-2	3-4	3	2	14	7	31
Carter	g 6-8	5-7	0-0	1	1	17	2	33
Peters	0-3	0-2	0-0	1	2	0	3	15
Wright	0-2	0-1	0-0	0	4	0	0	13
Herard	2-3	0-0	0-1	4	1	4	0	17
Datcher	1-2	0-0	0-1	7	4	2	0	9
<b>TOTALS</b>	<b>28-60</b>	<b>11-23</b>	<b>11-17</b>	<b>38</b>	<b>22</b>	<b>78</b>	<b>12</b>	<b>200</b>

Halftime: MSU 39, NSU 39. FG%: MSU 42.4%, NSU 43.3%. 3FG%: MSU 40.0%, NSU 30.0%. FT%: MSU 62.5%, NSU 52.6%. Turnovers: MSU 13 (Peters 4), NSU 12 (Robinson 3). Blocked Shots: MSU 8 (Holman 5), NSU 5 (Robinson 3). Steals: MSU 4 (Holman 2), NSU 5 (Robinson 3). Officials: Antinio Petty, Terry Moore, Darron George. Attendance: 4,467.

**Game 2 — Nov. 17, 2016**

Central Florida	86
Mississippi State	61

TD Arena • Charleston, SC

**Mississippi State**

Player	FG	3FG	FT	RB	PF	PT	A	Min
Holman	f 2-4	0-1	2-3	7	1	6	0	28
Kegler	g 3-7	1-2	0-0	5	4	7	0	22
W'Spoon	g 6-18	2-5	5-5	7	0	19	4	35
Ready	g 6-15	1-6	2-2	3	1	15	4	30
Carter	g 2-12	2-8	2-4	2	2	8	2	33
Wright	0-2	0-2	2-2	0	4	2	0	15
Strugg	0-0	0-0	0-0	0	0	0	0	2
Singleton	0-0	0-0	0-0	2	0	0	0	2
Herard	0-2	0-0	2-2	2	4	2	0	18
Datcher	1-2	0-0	0-1	2	5	2	0	15
<b>TOTALS</b>	<b>20-62</b>	<b>6-24</b>	<b>15-20</b>	<b>35</b>	<b>21</b>	<b>61</b>	<b>10</b>	<b>200</b>

**Central Florida**

Player	FG	3FG	FT	RB	PF	PT	A	Min
Efianayi	f 7-14	2-6	3-5	7	2	19	2	29
Banyard	f 3-6	1-2	1-4	13	2	8	2	33
Fall	c 13-17	0-0	0-4	12	2	26	1	27
Taylor	g 5-14	1-3	6-6	7	1	17	10	35
Williams	g 3-7	1-4	3-3	3	2	10	1	33
Mumin	0-0	0-0	0-0	0	0	0	0	10
Stephenson	0-1	0-0	0-0	1	0	0	0	2
Brown	1-3	0-0	4-4	4	5	6	0	11
Laing	0-2	0-0	0-0	1	2	0	2	20
<b>TOTALS</b>	<b>32-64</b>	<b>5-15</b>	<b>17-26</b>	<b>49</b>	<b>16</b>	<b>86</b>	<b>18</b>	<b>200</b>

Halftime: MSU 33, UCF 53. FG%: MSU 32.3%, UCF 50.0%. 3FG%: MSU 25.0%, UCF 33.3%. FT%: MSU 75.0%, UCF 65.4%. Turnovers: MSU 10 (Kegler 3), UCF 10 (Efianayi 5). Blocked Shots: MSU 5 (Datcher 3), UCF 3 (Fall 3). Steals: MSU 8 (Kegler, Carter 2), UCF 4 (Taylor 2). Officials: John Higgins, Les Jones, Paul Janssen. Attendance: 3,430.

**Game 3 — Nov. 18, 2016**

Mississippi State	80
Boise State	68

TD Arena • Charleston, SC

**Mississippi State**

Player	FG	3FG	FT	RB	PF	PT	A	Min
Holman	f 6-13	0-4	0-0	5	1	12	0	24
Kegler	g 4-6	2-4	2-3	4	2	12	0	26
W'Spoon	g 9-12	1-3	6-7	4	1	25	2	35
Ready	g 5-9	1-2	2-3	3	2	13	6	27
Carter	g 4-10	1-4	6-6	2	2	15	1	30
Peters	0-4	0-3	0-0	1	3	0	1	14
Wright	0-1	0-1	2-2	0	2	2	3	15
Herard	0-1	0-0	0-0	7	2	0	0	18
Datcher	0-1	0-0	1-2	4	1	1	0	11
<b>TOTALS</b>	<b>28-57</b>	<b>5-21</b>	<b>19-23</b>	<b>35</b>	<b>16</b>	<b>80</b>	<b>13</b>	<b>200</b>

**Boise State**

Player	FG	3FG	FT	RB	PF	PT	A	Min
Duncan	f 4-8	4-8	0-0	0	3	12	0	19
Wacker	f 1-1	0-0	0-1	3	2	2	3	22
Jessup	g 1-6	1-5	2-2	1	2	5	0	25
Hutchison	g 5-7	0-1	3-3	6	4	13	0	24
Reid	g 1-5	0-4	0-0	2	1	2	1	18
Dickinson	2-3	1-2	0-0	2	0	5	0	13
Jorch	3-3	0-0	0-0	0	3	6	0	9
Haney	2-4	1-2	1-2	6	0	6	0	22
Oluyitan	0-0	0-0	0-0	0	1	0	0	2
Austin	6-9	0-1	1-2	1	3	13	2	20
Hobbs	2-9	0-2	0-0	4	4	4	4	26
<b>TOTALS</b>	<b>27-55</b>	<b>7-25</b>	<b>7-10</b>	<b>27</b>	<b>23</b>	<b>68</b>	<b>10</b>	<b>200</b>

Halftime: MSU 37, BSU 29. FG%: MSU 49.1%, BSU 49.1%. 3FG%: MSU 23.8%, BSU 28.0%. FT%: MSU 82.6%, BSU 70.0%. Turnovers: MSU 10 (Kegler 3), BSU 17 (Oluyitan 4). Blocked Shots: MSU 0, BSU 1 (Wacker). Steals: MSU 13 (Waetherspoon 4), BSU 3 (Hobbs 2). Officials: Antinio Petty, Mike Stuart, Jeb Hartness. Attendance: 3,517.

**Game 4 — Nov. 20, 2016**

Mississippi State	61
UTEP	54

TD Arena • Charleston, SC

**UTEP**

Player	FG	3FG	FT	RB	PF	PT	A	Min
Flaggert	f 1-8	1-8	0-0	4	3	3	3	33
Thomas	f 3-7	0-0	1-1	5	4	7	0	24
Willms	c 3-7	0-0	6-12	11	2	12	2	32
Harris	g 3-9	1-4	1-2	4	2	8	1	30
Artis	g 6-14	1-6	2-3	5	4	15	3	39
Touchet	2-4	1-3	0-0	1	1	5	1	17
Barrett	0-1	0-1	0-0	0	0	0	0	16
Jones	1-1	0-0	2-2	1	2	4	0	9
<b>TOTALS</b>	<b>19-51</b>	<b>4-22</b>	<b>12-20</b>	<b>34</b>	<b>18</b>	<b>54</b>	<b>10</b>	<b>200</b>

**Mississippi State**

Player	FG	3FG	FT	RB	PF	PT	A	Min
Holman	f 8-10	0-1	2-2	4	5	18	0	23
Kegler	g 2-10	0-4	2-2	8	1	6	0	27
W'Spoon	g 2-9	0-2	5-7	3	3	9	2	36
Ready	g 2-6	0-1	2-2	2	3	6	3	30
Carter	g 3-7	3-6	0-0	6	1	9	1	26
Peters	4-6	4-5	1-1	1	3	13	4	23
Wright	0-3	0-1	0-0	1	0	0	0	10
Herard	0-1	0-0	0-0	5	3	0	2	20
Datcher	0-0	0-0	0-0	0	1	0	0	5
<b>TOTALS</b>	<b>21-52</b>	<b>7-20</b>	<b>12-14</b>	<b>34</b>	<b>20</b>	<b>61</b>	<b>12</b>	<b>200</b>

Halftime: MSU 33, UTEP 33. FG%: MSU 40.4%, UTEP 37.3%. 3FG%: MSU 35.0%, UTEP 18.2%. FT%: MSU 85.7%, UTEP 60.0%. Turnovers: MSU 8 (Ready 3), UTEP 12 (Flaggert, Thomas 3). Blocked Shots: MSU 1 (Wright 1), UTEP 2 (Thomas, Willms 1). Steals: MSU 5 (Holman, Waetherspoon 2), UTEP 2 (Artis 2). Officials: Paul Janssen, Les Jones, John Gaffney. Attendance: 1,293.

**Game 5 — Nov. 25, 2016**

Lehigh	87
Mississippi State	73

Humphrey Coliseum • Starkville, MS

**Lehigh**

Player	FG	3FG	FT	RB	PF	PT	A	Min
Holba	f 4-8	1-3	2-2	8	1	11	3	34
Kempton	c 5-11	0-2	3-3	7	4	13	1	26
Ross	g 7-11	3-5	1-1	2	2	18	5	33
Leufroy	g 8-11	2-3	0-0	4	1	18	4	35
Price	g 5-10	4-6	0-0	4	2	14	2	28
Cohen	0-2	0-1	0-0	6	2	0	1	14
Andree	4-12	1-6	2-2	3	1	11	0	18
Alston	1-1	0-0	0-0	1	1	2	0	12
<b>TOTALS</b>	<b>34-66</b>	<b>11-26</b>	<b>8-8</b>	<b>39</b>	<b>14</b>	<b>87</b>	<b>16</b>	<b>200</b>

**Mississippi State**

Player	FG	3FG	FT	RB	PF	PT	A	Min
Holman	f 4-6	0-0	2-2	4	4	10	2	2

## Game 6 — Nov. 28, 2016

Mississippi State 65  
Northwestern State 59

Humphrey Coliseum • Starkville, MS

## Northwestern State

Player	FG	3FG	FT	RB	PF	PT	A	Min
Lane c	2-6	0-0	2-3	3	2	6	0	26
Joseph g	3-7	1-2	0-0	6	4	7	1	33
Hall g	2-7	0-0	2-2	4	4	6	5	32
Thompson g	2-5	2-5	0-0	5	3	6	1	31
Woodley g	10-19	5-9	3-3	6	1	28	0	35
Sweeney	1-3	0-2	1-2	3	0	3	1	12
Boyd	0-3	0-1	0-0	2	1	0	0	12
Kissoonlal	1-2	1-2	0-0	2	2	3	0	10
Metoyer	0-1	0-0	0-0	0	1	0	0	3
Bell	0-1	0-0	0-0	0	0	0	0	3
Hamilton	0-0	0-0	0-0	0	0	0	0	3
<b>TOTALS</b>	<b>21-54</b>	<b>9-21</b>	<b>8-10</b>	<b>33</b>	<b>18</b>	<b>59</b>	<b>8</b>	<b>200</b>

## Mississippi State

Player	FG	3FG	FT	RB	PF	PT	A	Min
Holman f	4-6	0-1	5-6	7	0	13	0	26
Wright g	4-5	0-1	3-5	7	4	11	1	32
Kegler g	4-12	0-3	0-0	2	2	8	0	30
Ready g	4-6	1-1	5-7	3	1	14	6	34
Carter g	4-15	0-7	2-2	3	2	10	2	37
Strugg	0-1	0-0	0-0	0	1	0	0	4
Singleton	2-4	1-2	0-0	1	1	5	0	13
Herard	1-1	0-0	0-0	4	1	2	0	16
Datcher	1-2	0-0	0-0	3	1	2	0	8
<b>TOTALS</b>	<b>24-52</b>	<b>2-15</b>	<b>15-20</b>	<b>31</b>	<b>13</b>	<b>65</b>	<b>9</b>	<b>200</b>

Halftime: MSU 28, NWST 28. FG%: MSU 46.2%, NWST 38.9%. 3FG%: MSU 13.3%, NWST 42.9%. FT%: MSU 75.0%, NWST 80.0%. Turnovers: MSU 13 (Ready 5), NWST 19 (Five players with 3). Blocked Shots: MSU 7 (Holman 5), NWST 0. Steals: MSU 11 (Ready 5), NWST 5 (Hall). Officials: Kipp Kissingner, Ray Natili, Jason Baker. Attendance: 6070.

## Game 7 — Dec. 1, 2016

Mississippi State 74  
Oregon State 57

Humphrey Coliseum • Starkville, MS

## Oregon State

Player	FG	3FG	FT	RB	PF	PT	A	Min
Eubanks f	0-4	0-0	5-6	12	1	5	0	33
N'diaye c	4-7	0-0	2-2	2	1	10	0	19
McLaughlin g	4-8	4-6	0-1	2	2	12	1	33
Thompson g	9-16	1-5	1-1	2	2	20	1	30
Stacy g	2-2	0-0	1-1	0	4	5	4	22
Dew	0-1	0-0	0-0	1	2	0	0	5
Dahlen	0-0	0-0	0-0	3	5	0	1	12
Sanders	0-0	0-0	0-0	0	1	0	0	7
Muller	0-1	0-1	0-0	0	1	0	1	11
Rakocevic	0-3	0-0	0-0	0	0	0	0	9
Manuel	2-3	1-1	0-0	0	0	5	0	19
<b>TOTALS</b>	<b>21-45</b>	<b>6-13</b>	<b>9-11</b>	<b>24</b>	<b>19</b>	<b>57</b>	<b>8</b>	<b>200</b>

## Mississippi State

Player	FG	3FG	FT	RB	PF	PT	A	Min
Holman f	2-7	1-1	2-2	7	1	7	1	26
Kegler g	4-5	2-2	2-3	3	1	12	1	28
W'Spoon g	6-7	4-5	5-6	4	3	21	0	30
Ready g	2-6	0-3	0-0	1	1	4	5	28
Carter g	2-6	1-2	3-4	3	0	8	0	25
Peters	3-6	2-3	2-2	1	4	10	3	15
Wright	3-4	1-2	3-4	3	1	10	1	19
Strugg	0-0	0-0	0-0	1	0	0	0	1
Davis	0-1	0-1	0-0	0	0	0	0	1
Singleton	0-0	0-0	0-0	0	0	0	0	1
Washington	0-0	0-0	0-0	0	1	0	0	1
Herard	0-2	0-0	2-4	4	2	2	0	21
Datcher	0-0	0-0	0-0	0	3	0	0	4
<b>TOTALS</b>	<b>22-44</b>	<b>11-19</b>	<b>19-25</b>	<b>29</b>	<b>17</b>	<b>74</b>	<b>11</b>	<b>200</b>

Halftime: MSU 45, OSU 19. FG%: MSU 50.0%, OSU 46.7%. 3FG%: MSU 57.9%, OSU 46.2%. FT%: MSU 76.0%, OSU 81.8%. Turnovers: MSU 17 (Weatherspoon, Ready 4), OSU 21 (Four with 4). Blocked Shots: MSU 2 (Holman, Carter), OSU 3 (N'diaye 2). Steals: MSU 17 (Ready 5), OSU 4 (McLaughlin 2). Officials: Antinio Petty, Keith Kimble, Gerry Pollard. Attendance: 7684.

## Game 8 — Dec. 4, 2016

Mississippi State 82  
Georgia State 60

Humphrey Coliseum • Starkville, MS

## Georgia State

Player	FG	3FG	FT	RB	PF	PT	A	Min
Hollowell f	2-5	0-1	0-0	7	3	4	1	26
Clayton f	3-5	0-0	0-0	3	2	6	2	22
Benlevi g	0-2	0-0	0-0	4	2	0	1	14
Williams g	6-12	4-8	0-1	5	1	16	1	27
Simonds g	2-5	0-3	3-3	5	0	7	0	23
Dennis	4-6	0-0	0-0	1	0	8	0	18
Donaldson	0-3	0-0	0-0	0	0	0	4	13
Clerkley	0-1	0-0	0-0	1	0	0	0	2
Seymour	4-8	2-2	0-0	1	1	10	0	20
Session	3-9	0-1	0-0	5	1	6	1	16
Mitchell	1-5	0-3	1-2	0	2	3	0	10
Thomas	0-1	0-1	0-0	2	3	0	0	9
<b>TOTALS</b>	<b>25-62</b>	<b>6-19</b>	<b>4-6</b>	<b>37</b>	<b>15</b>	<b>60</b>	<b>10</b>	<b>200</b>

## Mississippi State

Player	FG	3FG	FT	RB	PF	PT	A	Min
Holman f	3-7	0-1	1-2	4	3	7	0	15
Kegler g	6-13	4-8	0-0	4	1	16	3	30
W'Spoon g	5-12	2-8	2-2	3	4	14	3	27
Ready g	5-8	1-3	0-0	3	3	11	5	30
Carter g	0-3	0-2	2-2	3	1	2	2	24
Peters	9-12	6-9	0-0	6	2	24	4	26
Wright	0-4	0-2	0-0	2	0	0	0	16
Strugg	0-1	0-1	0-0	1	0	0	0	1
Davis	0-0	0-0	0-0	0	0	0	0	2
Singleton	0-1	0-0	0-0	0	1	0	0	2
Washington	0-0	0-0	0-0	0	0	0	0	2
Herard	3-4	0-0	2-3	7	0	8	0	18
Datcher	0-1	0-0	0-0	0	0	0	0	7
<b>TOTALS</b>	<b>31-66</b>	<b>13-34</b>	<b>7-9</b>	<b>37</b>	<b>15</b>	<b>82</b>	<b>17</b>	<b>200</b>

Halftime: MSU 44, GSU 36. FG%: MSU 47.0%, GSU 40.3%. 3FG%: MSU 38.2%, GSU 31.6%. FT%: MSU 77.8%, GSU 66.7%. Turnovers: MSU 11 (Weatherspoon, 3), GSU 18 (Hollowell, 4). Blocked Shots: MSU 4 (Herard, 2), GSU 5 (Hollowell, 3). Steals: MSU 9 (Weatherspoon, 4), GSU 3 (Three with 1). Officials: Tony Greene, Orlando Poole, Ken Washington. Attendance: 6,805.

## Game 9 — Dec. 14, 2016

East Tennessee State 67  
Mississippi State 65

Humphrey Coliseum • Starkville, MS

## East Tennessee State

Player	FG	3FG	FT	RB	PF	PT	A	Min
Banks f	0-0	0-0	0-0	1	2	0	0	18
Perea f	2-5	0-1	1-2	7	2	5	0	24
Cromer g	6-14	2-6	0-0	1	1	14	1	30
Bradford g	6-11	1-2	2-3	4	3	15	2	34
M'weather g	3-6	0-1	2-2	3	4	8	0	21
Payne	4-7	1-3	0-0	1	2	9	0	14
Burrell	3-4	2-2	0-0	6	4	8	0	15
Williams	1-2	1-2	0-0	0	1	3	0	12
Jurkin	0-3	0-0	0-1	3	1	0	0	9
Long	0-2	0-2	0-2	1	2	0	1	9
Glass	1-5	0-0	3-4	7	0	5	1	14
<b>TOTALS</b>	<b>26-59</b>	<b>7-19</b>	<b>8-14</b>	<b>36</b>	<b>22</b>	<b>67</b>	<b>5</b>	<b>200</b>

## Mississippi State

Player	FG	3FG	FT	RB	PF	PT	A	Min
Holman f	7-10	1-3	2-3	6	3	17	0	30
Kegler g	5-7	1-2	1-3	8	3	12	1	35
W'Spoon g	3-14	0-4	7-8	7	2	13	1	32
Ready g	0-4	0-1	0-0	2	1	0	4	33
Carter g	3-4	1-1	0-0	0	1	7	1	18
Peters	3-10	3-7	1-2	1	4	10	2	22
Wright	1-1	0-0	2-4	0	2	4	0	12
Herard	0-3	0-0	0-0	3	0	0	0	12
Datcher	1-2	0-0	0-0	4	1	2	0	6
<b>TOTALS</b>	<b>23-55</b>	<b>6-18</b>	<b>13-20</b>	<b>35</b>	<b>17</b>	<b>65</b>	<b>9</b>	<b>200</b>

Halftime: ETSU 31, MSU 29. FG%: MSU 41.8%, ETSU 44.1%. 3FG%: MSU 33.3%, ETSU 36.8%. FT%: MSU 65.0%, ETSU 57.1%. Turnovers: MSU 14 (Ready 4), ETSU 12 (Merriweather 3). Blocked Shots: MSU 5 (Holman 4), ETSU 4 (Jurkin 2). Steals: MSU 4 (Peters 3), ETSU 4 (Merriweather 2). Officials: Anthony Jordan, Sean Casey, Patrick Evans. Attendance: 6479.

## Game 10 — Dec. 19, 2016

Mississippi State  
Southern Miss

Mississippi Coliseum • Jackson, MS

## Southern Miss

Player	FG	3FG	FT	RB	PF	PT	A	Min
Watts f	3-5	0-1	3-4	4	4	9	1	26
Rowe f	3-5	1-3	0-1	2	2	7	1	26
Campbell g	1-8	0-3	0-0	6	2	2	0	28
Ramey g	1-5	0-3	0-0	0	1	2	0	17
Holland g	1-8	1-5	0-0	2	2	3	0	28
Edwards	0-7	0-1	2-2	5	0	2	1	24
Richardson	1-3	1-3	0-0	2	2	3	1	12
Thomas	1-5	1-3	0-0	1	0	3	1	6
Clark	1-1	1-1	0-0	0	0	3	0	4
Conley	2-3	0-0	2-2	1	0	6	0	4
Davis	1-13	0-3	2-2	9	0	4	0	19
Weatherspoon	0-2	0-0	0-0	0	0	0	1	6
<b>TOTALS</b>	<b>15-65</b>	<b>5-26</b>	<b>9-11</b>	<b>37</b>	<b>13</b>	<b>44</b>	<b>6</b>	<b>200</b>

## Mississippi State

Player	FG	3FG	FT	RB	PF	PT	A	Min
Holman f	2-7	0-2	1-1	11	0	5	0	20
Kegler g	2-6	1-4	0-0	7	3	5	1	19
W'Spoon g	4-8	4-4	4-4	1	2	16	2	26
Ready g	3-5	0-0	0-0	4	0	6	8	25
Carter g	3-5	3-5	2-2	4	0	11	1	22
Peters	5-11	4-7	1-1	3	3	15	5	23
Stapleton	3-5	2-2	0-0	1	2	8	0	11
Strugg	1-2	1-2	0-0	0	1	3	0	6
Davis	2-3	2-2	0-0	0	0	6	1	5
Singleton	0-1	0-1	0-0	0	0	0	1	6
Washington	0-0	0-0	0-0	0	0	0	0	6
Herard	3-4	0-0	1-4	12	2	7	2	23
Datcher	1-2	0-0	2-2	3	3	4	0	8
<b>TOTALS</b>	<b>29-59</b>	<b>17-29</b>	<b>11-14</b>	<b>46</b>	<b>16</b>	<b>86</b>	<b>21</b>	<b>200</b>

Halftime: MSU 39, USM 25. FG%: MSU 49.2%, USM 23.1%. 3FG%: MSU 58.6%, USM 19.2%. FT%: MSU 78.6%, USM 81.8%. Turnovers: MSU 14 (Strugg, 3), USM 15 (Watts, 4). Blocked Shots: MSU 11 (Four with 2), USM 1 (Davis). Steals: MSU 9 (Ready, 4), USM 6 (Edwards 2). Officials: Don Daily, Orlandis Poole, Alfred Smith. Attendance: 4031.

## Game 11 — Dec. 22, 2016

Mississippi State  
Morehead State

Humphrey Coliseum • Starkville, MS

2016-17 Mississippi State Basketball  
Mississippi State Combined Team Statistics (as of Dec 19, 2016)  
All games

RECORD:	OVERALL	HOME	AWAY	NEUTRAL
ALL GAMES	7-3	4-2	0-0	3-1
CONFERENCE	0-0	0-0	0-0	0-0
NON-CONFERENCE	7-3	4-2	0-0	3-1

#	Player	gp-gs	min	avg	Total		3-Point		F-Throw		Rebounds								a	to	blk	stl	pts	avg
					fg-fga	fg%	3fg-fga	3fg%	ft-fa	ft%	off	def	tot	avg	pf	dq								
11	Q Weatherspoon	8-8	251	31.4	44-96	.458	15-36	.417	36-41	.878	11	24	35	4.4	17	0	16	17	3	17	139	17.4		
35	Aric Holman	10-10	242	24.2	41-77	.532	3-16	.188	21-28	.750	21	45	66	6.6	20	1	3	15	20	11	106	10.6		
01	Lamar Peters	8-1	169	21.1	28-62	.452	22-43	.512	5-6	.833	2	14	16	2.0	22	0	23	11	2	6	83	10.4		
15	IJ Ready	10-10	303	30.3	40-88	.455	6-22	.273	17-23	.739	4	26	30	3.0	15	0	53	21	0	21	103	10.3		
23	Tyson Carter	10-10	284	28.4	32-85	.376	18-50	.360	21-24	.875	1	25	26	2.6	13	0	12	6	2	12	103	10.3		
04	Mario Kegler	10-10	275	27.5	36-84	.429	14-36	.389	12-17	.706	10	42	52	5.2	23	0	7	19	1	7	98	9.8		
03	Xavian Stapleton	1-0	11	11.0	3-5	.600	2-2	1.000	0-0	.000	0	1	1	1.0	2	0	0	0	1	2	8	8.0		
02	Eli Wright	9-1	150	16.7	8-24	.333	1-11	.091	14-19	.737	4	10	14	1.6	17	0	5	5	1	5	31	3.4		
34	Schnider Herard	10-0	177	17.7	10-23	.435	0-0	.000	7-15	.467	15	37	52	5.2	16	0	4	13	5	1	27	2.7		
12	Drew Davis	3-0	8	2.7	2-4	.500	2-3	.667	0-0	.000	0	0	0	0.0	0	0	1	2	0	0	6	2.0		
45	E.J. Datcher	10-0	83	8.3	5-12	.417	0-0	.000	3-6	.500	7	17	24	2.4	20	1	0	3	9	2	13	1.3		
13	Nick Singleton	5-0	24	4.8	2-6	.333	1-3	.333	0-0	.000	1	2	3	0.6	2	0	1	1	1	1	5	1.0		
05	Joe Strugg	5-0	14	2.8	1-4	.250	1-3	.333	0-0	.000	0	2	2	0.4	2	0	0	3	0	0	3	0.6		
20	Miles Washington	3-0	9	3.0	0-0	.000	0-0	.000	0-0	.000	0	0	0	0.0	1	0	0	0	1	0	0	0.0		
Team											16	16	32				4							
Total.....		0	2000		252-570	.442	85-225	.378	136-179	.760	92	261	353	0.0	170	2	125	120	46	85	725	0.0		
Opponents.....		0	2000		246-578	.426	65-201	.323	99-142	.697	97	254	351	0.0	179	-	102	147	26	42	656	0.0		

TEAM STATISTICS	MS	OPP	Date	Opponent	Score	Att.
SCORING	725	656	11-11-16	NORFOLK STATE	w 78-74	4467
Points per game	72.5	65.6	11-17-16	vs UCF	L 61-86	3430
Scoring margin	+6.9	-	11-18-16	vs Boise State	w 80-68	3517
FIELD GOALS-ATT	252-570	246-578	11-20-16	vs UTEP	w 61-54	1293
Field goal pct	.442	.426	11-25-16	LEHIGH	L 73-87	6697
3 POINT FG-ATT	85-225	65-201	11-28-16	NORTHWESTERN STATE	w 65-59	6070
3-point FG pct	.378	.323	12-01-16	OREGON STATE	w 74-57	7684
3-pt FG made per game	8.5	6.5	12-04-16	GEORGIA STATE	w 82-60	6805
FREE THROWS-ATT	136-179	99-142	12-14-16	EAST TENNESSEE STATE	L 65-67	6479
Free throw pct	.760	.697	12-19-16	vs USM	w 86-44	4031
F-Throws made per game	13.6	9.9				
REBOUNDS	353	351				
Rebounds per game	35.3	35.1				
Rebounding margin	+0.2	-				
ASSISTS	125	102				
Assists per game	12.5	10.2				
TURNOVERS	120	147				
Turnovers per game	12.0	14.7				
Turnover margin	+2.7	-				
Assist/turnover ratio	1.0	0.7				
STEALS	85	42				
Steals per game	8.5	4.2				
BLOCKS	46	26				
Blocks per game	4.6	2.6				
ATTENDANCE	38202	12271				
Home games-Avg/Game	6-6367	0-0				
Neutral site-Avg/Game	-	4-3068				

\* - Conference game

Score by Periods	1st	2nd	Totals
Mississippi State	353	372	725
Opponents	331	325	656



2016-17 Mississippi State Basketball  
Mississippi State Game-by-Game Highs (as of Dec 19, 2016)  
All games

Opponent	Date	Score	Points	Rebounds	Assists	Steals	Blocked shots
NORFOLK STATE	11-11-16	78-74	22-Q Weatherspoon	11-Aric Holman	7-IJ Ready	2-Aric Holman	5-Aric Holman
vs UCF	11-17-16	61-86	19-Q Weatherspoon	7-Aric Holman Q Weatherspoon	4-IJ Ready Q Weatherspoon	2-Tyson Carter Mario Kegler	3-E.J. Datcher
vs Boise State	11-18-16	80-68	25-Q Weatherspoon	7-Schnider Herard	6-IJ Ready	4-Q Weatherspoon	None
vs UTEP	11-20-16	61-54	18-Aric Holman	8-Mario Kegler	4-Lamar Peters	2-Q Weatherspoon Aric Holman	1-Eli Wright
LEHIGH	11-25-16	73-87	20-IJ Ready	9-Mario Kegler	5-IJ Ready	2-Tyson Carter	1-E.J. Datcher Aric Holman Tyson Carter
NORTHWESTERN STATE	11-28-16	65-59	14-IJ Ready	7-Aric Holman Eli Wright	6-IJ Ready	5-IJ Ready	5-Aric Holman
OREGON STATE	12-01-16	74-57	21-Q Weatherspoon	7-Aric Holman	5-IJ Ready	5-IJ Ready	1-Tyson Carter Aric Holman
GEORGIA STATE	12-04-16	82-60	24-Lamar Peters	7-Schnider Herard	5-IJ Ready	4-Q Weatherspoon	2-Schnider Herard
EAST TENNESSEE STATE	12-14-16	65-67	17-Aric Holman	8-Mario Kegler	4-IJ Ready	3-Lamar Peters	4-Aric Holman
vs USM	12-19-16	86-44	16-Q Weatherspoon	12-Schnider Herard	8-IJ Ready	4-IJ Ready	2-E.J. Datcher Schnider Herard Lamar Peters Aric Holman

2016-17 Mississippi State Basketball  
Mississippi State Points-Rebounds-Assists (as of Dec 19, 2016)  
All games

Opponent	Date	Score		01 PETERS,LAM	02 WRIGHT,ELI	03 STAPLETON,	04 KEGLER,MAR	05 STRUGG,JOE	11 WEATHERSPO	12 DAVIS,DREW
NORFOLK STATE	11-11-16	78-74	w	0-1-3	0-0-0	DNP	8-2-1	DNP	22-6-2	DNP
vs UCF	11-17-16	61-86	L	DNP	2-0-0	DNP	7-5-0	0-0-0	19-7-4	DNP
vs Boise State	11-18-16	80-68	w	0-1-1	2-0-3	DNP	12-4-0	DNP	25-4-2	DNP
vs UTEP	11-20-16	61-54	w	13-1-4	0-1-0	DNP	6-8-0	DNP	9-3-2	DNP
LEHIGH	11-25-16	73-87	L	11-2-1	2-1-0	DNP	12-9-0	DNP	DNP	DNP
NORTHWESTERN STATE	11-28-16	65-59	w	DNP	11-7-1	DNP	8-2-0	0-0-0	DNP	DNP
OREGON STATE	12-01-16	74-57	w	10-1-3	10-3-1	DNP	12-3-1	0-1-0	21-4-0	0-0-0
GEORGIA STATE	12-04-16	82-60	w	24-6-4	0-2-0	DNP	16-4-3	0-1-0	14-3-3	0-0-0
EAST TENNESSEE STATE	12-14-16	65-67	L	10-1-2	4-0-0	DNP	12-8-1	DNP	13-7-1	DNP
vs USM	12-19-16	86-44	w	15-3-5	DNP	8-1-0	5-7-1	3-0-0	16-1-2	6-0-1












Opponent	Date	Score		13 SINGLETON,	15 READY,IJ	20 WASHINGTON	23 CARTER,TYS	34 HERARD,SCH	35 HOLMAN,ARI	45 DATCHER,EJ
NORFOLK STATE	11-11-16	78-74	w	DNP	14-3-7	DNP	17-1-2	4-4-0	11-11-0	2-7-0
vs UCF	11-17-16	61-86	L	0-2-0	15-3-4	DNP	8-2-2	2-2-0	6-7-0	2-2-0
vs Boise State	11-18-16	80-68	w	DNP	13-3-6	DNP	15-2-1	0-7-0	12-5-0	1-4-0
vs UTEP	11-20-16	61-54	w	DNP	6-2-3	DNP	9-6-1	0-5-2	18-4-0	0-0-0
LEHIGH	11-25-16	73-87	L	DNP	20-6-5	DNP	16-2-0	2-4-0	10-4-2	0-1-0
NORTHWESTERN STATE	11-28-16	65-59	w	5-1-0	14-3-6	DNP	10-3-2	2-4-0	13-7-0	2-3-0
OREGON STATE	12-01-16	74-57	w	0-0-0	4-1-5	0-0-0	8-3-0	2-4-0	7-7-1	0-0-0
GEORGIA STATE	12-04-16	82-60	w	0-0-0	11-3-5	0-0-0	2-3-2	8-7-0	7-4-0	0-0-0
EAST TENNESSEE STATE	12-14-16	65-67	L	DNP	0-2-4	DNP	7-0-1	0-3-0	17-6-0	2-4-0
vs USM	12-19-16	86-44	w	0-0-1	6-4-8	0-0-0	11-4-1	7-12-2	5-11-0	4-3-0

2016-17 Mississippi State Basketball  
Mississippi State Team Game-by-Game Comparison (as of Dec 19, 2016)  
All games

Opponent	1st	2nd	Score	Mar	Total FG	FG Pct	3-Pointers	3FG Pct	Free Throws	FT Pct	Rebounds	Assist	T/Over	Block	Steal	Fouls
NORFOLK STATE	39/39	39/35	78-74	+4	28-60/26-57	.467/.456	11-23/5-15	.478/.333	11-17/17-26	.647/.654	38/35 +3	15/11	13/12	8/5	4/5	22/21
UCF	33/53	28/33	61-86	(25)	20-62/32-64	.323/.500	6-24/5-15	.250/.333	15-20/17-26	.750/.654	35/49 (14)	10/18	10/10	5/3	8/4	21/16
Boise State	37/29	43/39	80-68	+12	28-57/27-55	.491/.491	5-21/7-25	.238/.280	19-23/7-10	.826/.700	35/27 +8	13/10	10/17	0/1	13/3	16/23
UTEP	33/33	28/21	61-54	+7	21-52/19-51	.404/.373	7-20/4-22	.350/.182	12-14/12-20	.857/.600	34/34 -	12/10	8/12	1/2	5/2	20/18
LEHIGH	29/38	44/49	73-87	(14)	26-63/34-66	.413/.515	7-22/11-26	.318/.423	14-17/8-8	.824/1000	32/39 (7)	8/16	10/11	3/2	5/6	13/14
NORTHWESTERN STATE	28/28	37/31	65-59	+6	24-52/21-54	.462/.389	2-15/9-21	.133/.429	15-20/8-10	.750/.800	31/33 (2)	9/8	13/19	7/0	11/5	13/18
OREGON STATE	45/19	29/38	74-57	+17	22-44/21-45	.500/.467	11-19/6-13	.579/.462	19-25/9-11	.760/.818	29/24 +5	11/8	17/21	2/3	17/4	17/19
GEORGIA STATE	44/36	38/24	82-60	+22	31-66/25-62	.470/.403	13-34/6-19	.382/.316	7-9/4-6	.778/.667	38/37 +1	17/10	11/18	4/5	9/3	15/15
EAST TENNESSEE STATE	26/31	39/36	65-67	(2)	23-55/26-59	.418/.441	6-18/7-19	.333/.368	13-20/8-14	.650/.571	35/36 (1)	9/5	14/12	5/4	4/4	17/22
USM	39/25	47/19	86-44	+42	29-59/15-65	.492/.231	17-29/5-26	.586/.192	11-14/9-11	.786/.818	46/37 +9	21/6	14/15	11/1	9/6	16/13

Note: Game totals are displayed in the format TEAM/OPPONENT for each category

## 2016-17 MISSISSIPPI STATE PLAYER BREAKDOWN

1		<b>Lamar Peters</b> Fr   G   6-0   188   New Orleans, LA	<b>MIN</b> 21.1	<b>PTS</b> 10.4	<b>RBS</b> 2.0	<b>AST</b> 2.9	<b>FG%</b> .452	<b>3FG%</b> .512	<b>FT%</b> .833	<b>Notes:</b> Made his collegiate debut against Norfolk State. DNP against Central Florida but logged 14 minutes against Boise State. Scored first-career points against UTEP (13) on 4-6 shooting. Earned first-career start against Lehigh and tallied 11 points. DNP vs. NWST. 10 points, 3 assists, 1 steal vs. Oregon State. Had a career-high 24 points vs. Georgia State with 6 3-pointers. Had 10 points vs. ETSU. Had 15 points vs. USM and drained four 3-pointers to go along with his season-high 5 assists and 2 blocks.
2		<b>Eli Wright</b> Fr   G   6-4   203   Owensboro, KY	<b>MIN</b> 16.7	<b>PTS</b> 3.4	<b>RBS</b> 1.6	<b>AST</b> 0.6	<b>FG%</b> .333	<b>3FG%</b> .091	<b>FT%</b> .737	<b>Notes:</b> Made his collegiate debut against Norfolk State and has played in all four games. All four of his points have come at the foul line. 2 points, 1 steal vs. Lehigh. Made first-career start against NWST and had 11 points and 7 rebounds. 10 points, 2 steals vs. Oregon State. 7-9 shooting last two games. 2 rebounds vs. Georgia State. 4 points vs. ETSU. DNP vs. USM.
3		<b>Xavian Stapleton</b> So   G   6-6   207   Flora, MS	<b>MIN</b> 11.0	<b>PTS</b> 8.0	<b>RBS</b> 1.0	<b>STL</b> 2.0	<b>FG%</b> .600	<b>3FG%</b> 1.000	<b>FT%</b> ---	<b>Notes:</b> Transfer from La. Tech that sat out last year and is recovering from a torn ACL. Made his debut against Southern Miss and responded 8 points and 2 steals.
4		<b>Mario Kegler</b> Fr   G   6-7   220   Jackson, MS	<b>MIN</b> 27.5	<b>PTS</b> 9.8	<b>RBS</b> 5.2	<b>STL</b> 0.7	<b>FG%</b> .429	<b>3FG%</b> .389	<b>FT%</b> .706	<b>Notes:</b> Scored 8 points his collegiate debut against Norfolk State. Had a 12-point game against Boise State before having a career-best 8 rebounds vs. UTEP. 12 points vs. Lehigh and Oregon State. Career-high 16 points vs. Georgia State with 4 3s. 12 points, 8 rebounds vs. ETSU. 5 points, 7 rebounds vs. USM.
5		<b>Joe Strugg</b> Fr   F   6-9   196   Montgomery, AL	<b>MIN</b> 2.8	<b>PTS</b> 0.6	<b>RBS</b> 0.4	<b>AST</b> ---	<b>FG%</b> .250	<b>3FG%</b> .333	<b>FT%</b> ---	<b>Notes:</b> DNP vs. Norfolk State. Made collegiate debut vs. UCF and logged 2 minutes. Logged 4 minutes vs. NWST. Played 6 minutes in last three games and had 1 rebound vs. Oregon State and Georgia State. Scored first-career points against USM on a 3-pointer.
11		<b>Quinnndary Weatherspoon</b> So   G   6-4   205   Canton, MS	<b>MIN</b> 31.4	<b>PTS</b> 17.4	<b>RBS</b> 4.4	<b>STL</b> 2.1	<b>FG%</b> .458	<b>3FG%</b> .417	<b>FT%</b> .878	<b>Notes:</b> Preseason All-SEC selection who scored a game-high 22 points vs. Norfolk State. Career-high 25 points came against Boise State. Made Charleston Classic All-Tournament team. Missed two games due to a torn ligament in left wrist suffered against Boise State. Returned against Oregon State and had 21 points, 4 rebounds and 4 steals. 14 points, 4 steals, 3 assists vs. Georgia State. 13 points, 7 rebounds vs. ETSU. Had 16 points vs. USM and drained all four of 3-point attempts.
15		<b>I.J. Ready</b> Sr   G   5-11   166   Rixey, AL	<b>MIN</b> 30.3	<b>PTS</b> 10.3	<b>RBS</b> 3.0	<b>AST</b> 5.3	<b>FG%</b> .455	<b>3FG%</b> .273	<b>FT%</b> .739	<b>Notes:</b> MSU's lone senior who has appeared in 95 games and scored 772 points. Had 14 points and 7 assists against Norfolk State. Had 6 points vs. UTEP after having 13 vs. Boise State. Totaled 14 points, 6 assists and 5 steals vs. NWST. 11 points, 5 assists vs. Georgia State. 4 assists vs. ETSU. Had a season-high 8 assists vs. USM.
23		<b>Tyson Carter</b> Fr   G   6-4   167   Starkville, MS	<b>MIN</b> 28.4	<b>PTS</b> 10.3	<b>RBS</b> 2.6	<b>AST</b> 1.2	<b>FG%</b> .376	<b>3FG%</b> .360	<b>FT%</b> .875	<b>Notes:</b> Totaled 17 points vs. Norfolk, the most by a freshman on opening day since 1987-88. Totaled 15 points against Boise. 11-25 beyond the arc this season. Career-best 6 rebounds vs. UTEP. Totaled 16 points and 2 steals against Lehigh. Had 10 points vs. NWST. 8 points, 3 rebounds vs. Oregon State, while having streak of 14 straight-made FTs end. 2 points vs. Georgia State. 7 points vs. ETSU. 11 points vs. USM.
34		<b>Schnider Herard</b> Fr   F   6-10   250   Port-Au-Prince, Haiti	<b>MIN</b> 17.7	<b>PTS</b> 2.7	<b>RBS</b> 5.2	<b>BLK</b> 0.5	<b>FG%</b> .435	<b>3FG%</b> ---	<b>FT%</b> .467	<b>Notes:</b> Made his collegiate debut against Norfolk State. 7 rebounds came against Boise State. Had 5 rebounds, 2 assists vs. Boise. 2 points, 4 rebounds vs. Lehigh. Had 4 rebounds, 2 points vs. NWST. 2 points, 4 rebounds vs. Oregon State. Career-high 8 points, 7 rebounds, 2 blocks vs. Georgia State. 3 rebounds vs. ETSU. Career-high 12 rebounds vs. USM to go along with his 2 blocks.
35		<b>Aric Holman</b> So   F   6-10   222   Owensboro, KY	<b>MIN</b> 24.2	<b>PTS</b> 10.6	<b>RBS</b> 6.6	<b>BLK</b> 2.0	<b>FG%</b> .532	<b>3FG%</b> .188	<b>FT%</b> .750	<b>Notes:</b> Recorded first double-double with 11 points and 11 rebounds to go along with his 5 blocks. After having 12 points against Boise State, had career-high 18 against UTEP. 10 points, 4 rebounds vs. Lehigh. Had 13 points, 7 rebounds, 5 blocks vs. NWST. 7 points, 7 rebounds, 2 steals vs. Oregon State. 7 points, 4 rebounds vs. Georgia State. 17 points, 6 rebounds and 4 blocks vs. ETSU. Tied-career high with 11 rebounds against USM.
45		<b>E.J. Datcher</b> Fr   C   6-9   240   Harpersville, AL	<b>MIN</b> 8.3	<b>PTS</b> 1.3	<b>RBS</b> 2.4	<b>BLK</b> 0.9	<b>FG%</b> .417	<b>3FG%</b> ---	<b>FT%</b> .500	<b>Notes:</b> Made his collegiate debut against Norfolk State and had 7 rebounds. Had 4 rebounds vs. Boise State. 1 rebound and a block vs. Lehigh. Had 2 points, 3 rebounds, 1 block vs. NWST. 1 block vs. Georgia State. 2 points, 4 rebounds vs. ETSU. 4 points, 3 rebounds and 2 blocks vs. USM.