

10 NCAA Appearances | 1 Final Four | 6 SEC Championships | 3 SEC Tournament Titles | 18 Postseason Appearances



## Game 11

MISSISSIPPI STATE  
Bulldogs (5-5)

vs.

Jacksonville  
Dolphins (4-9)

## Mississippi State Athletic Media Relations

55 Coliseum Boulevard, Mississippi State, MS 39762

GREGG ELLIS, Associate Director

(W) 662.325.3595 | (C) 662.322.0145 | gellis@athletics.msstate.edu

Twitter: @msusportsgregg &amp; @HailStateMBK | www.hailstate.com

Facebook: facebook.com/HailStateMBK

Instagram: HailStateMBK

## Series Information

Series: 3-0, MSU

Home: 2-0

Away: 1-0

Neutral: NA

Current Streak: MSU +3

Last Meeting: 100-65 (2003)

Series Note: Jacksonville is the second-straight Atlantic Sun team

MSU has played as it lost to USC Upstate 53-51 Saturday in Jackson.



## Game Information

When: Tuesday, December 23, 2014

Time: 7 p.m. CT

Location: Starkville, Miss.

Arena: Humphrey Coliseum (10,500)

TV: SEC Network+

PxP: Bart Gregory

Analyst: Jay Perry

MSU Radio Network:

PxP: Jim Ellis

Analyst: Richard Williams

Sirius/XM: 93/190

Mississippi State Coach: Rick Ray

MSU Record: 29-46, 3rd year

Career Record: Same

Jacksonville Coach: Tony Jasick

JU Record: 4-9, 1st year

Career Record: 56-56, 4th year

## 2014-15 MSU Schedule/Results

## NOVEMBER

14	WESTERN CAROLINA	W, 66-56
17	MISSISSIPPI VALLEY STATE	W, 89-68
22	UTAH STATE	W, 71-63
24	CLAYTON STATE	W, 59-46

## Corpus Christi Coastal Challenge

28	vs. St. Louis	W, 75-50
29	vs. TCU	L, 61-52

## DECEMBER

6	at Tulane	L, 59-54
13	at Oregon State	L, 59-49
17	ARKANSAS STATE	L, 69-55
20	vs. USC Upstate ^	L, 53-51
23	<b>JACKSONVILLE</b>	<b>7 p.m.</b>
30	McNeese State	7 p.m.

## JANUARY

2	FLORIDA STATE	7 p.m.
7	TENNESSEE	8 p.m.
10	at Florida	6 p.m.
13	at Texas A&M	8 p.m.
17	VANDERBILT	3 p.m.
21	at Auburn	8 p.m.
24	GEORGIA	2 p.m.
28	at Ole Miss	8 p.m.
31	LSU	1 p.m.

## FEBRUARY

3	at Tennessee	6 p.m.
7	at Arkansas	3 p.m.
10	ALABAMA	8 p.m.
14	at Missouri	3 p.m.
19	OLE MISS	8 p.m.
21	ARKANSAS	3 p.m.
25	KENTUCKY	6 p.m.
28	at South Carolina	5 p.m.

## MARCH

4	at Vanderbilt	8 p.m.
7	MISSOURI	5:30 p.m.

## 2015 SEC Tournament

11-15	TBA +	TBA
-------	-------	-----

^ - Jackson, Miss (Mississippi Coliseum)

+ - Nashville (Bridgestone Arena)

## WHAT TO NOTE AS MSU PLAYS JACKSONVILLE . . .

- ✓ After making 3 of his 5 field goals vs. USC Upstate, **Roquez Johnson** now leads the SEC in field goal percentage at .600 (48-80).
- ✓ In last two games **Roquez Johnson** is 11-16 shooting, 13-17 at the foul line and has 16 rebounds.
- ✓ Against the teams that currently comprise the Atlantic Sun Conference, the Bulldogs are 6-1, with the first loss coming last Saturday in Jackson against USC Upstate.
- ✓ MSU's most common Atlantic Sun foe is Jacksonville (3-0).
- ✓ MSU is looking to avoid a six-game losing streak in non-conference play for the first time in school history.
- ✓ The only time MSU dropped five non-conference games in a row was in 1963-64.
- ✓ The Bulldogs are yielding just 30.3 rebounds an outing, the fewest in the SEC.
- ✓ Against USC Upstate, Mississippi State lost for the first time this year when out-rebounding its opponent. It had won all five prior to the setback to the Spartans.
- ✓ Speaking of rebounding, junior forward **Gavin Ware** is now just two rebounds shy of 500. He sprained his ankle early against USC Upstate and didn't have any rebounds in 5 minutes of play.
- ✓ Mississippi State used the same starting lineup the first eight games of the year but has used different lineups the last two games.
- ✓ Against the Spartans, freshman forward **Fallou Ndoeye** earned his first-career start and responded with a career-best 11 points, while **I.J. Ready** drew his first start of the season.
- ✓ Senior guard **Trivante Bloodman** is 15 points shy of 500 for his career. He's also 7th in the SEC with an .846 free throw percentage. As a team, the Bulldogs are fourth in the league at .726.
- ✓ MSU's 12-game winning streak at Mississippi Coliseum was snapped against USC Upstate. The Bulldogs are now 16-6 all-time in the venue.

## MSU BY THE NUMBER

6 — Trivante Bloodman is 6th in the SEC in free throw percentage at .846.

## MISSISSIPPI STATE PROJECTED STARTING 5

G. 6-5 • 206 • Jr	G. 6-0 • 190 • Sr	G. 5-11 • 170 • So	F. 6-11 • 222 • Fr	F. 6-7 • 210 • Sr
1 Fred Thomas	3 Trivante Bloodman	15 I.J. Ready	22 Fallou Ndoeye	25 Roquez Johnson
				
Pts.: 11.5 Rbs.: 4.9 Assts.: 0.9 Stl.: 1.4	Pts.: 7.3 Rbs.: 1.8 Assts.: 3.4 Stl.: 1.2	Pts.: 5.3 Rbs.: 1.5 Assts.: 1.9 Stl.: 1.3	Pts.: 3.8 Rbs.: 2.6 Assts.: 0.3 Stl.: 0.3	Pts.: 12.3 Rbs.: 5.7 Assts.: 0.8 Stl.: 1.1

## JACKSONVILLE PREVIEW/SERIES

2014-15 STATS	PPG	FG%	3FG%	FT%	RB	RBM	A	S	B	T	TM
Mississippi State (5-5)	62.1	42.4	24.0	72.6	37.7	+7.4	8.5	6.7	3.2	14.7	-2.2
Jacksonville (4-9)	61.3	38.4	33.9	64.2	32.8	-2.8	10.6	6.7	1.9	13.7	+0.0

Leaders	Scoring	Rebounds	Assists	Steals	Blocks
MSU	Johnson, 12.3	Johnson, 5.7	Bloodman, 3.4	Thomas, 1.4	Ware, 1.6
Jacksonville	Misters, 13.2	Clayton, 4.3	Babineaux, 3.5	Babineaux, 1.4	Clayton, 0.4

## Jacksonville's Last 5 Games

Date	Opponent	Score
12-04-14	Appalachian State	L, 67-56
12-06-14	at Bethune-Cookman	L, 52-47
12-14-14	at Florida	L, 79-34
12-17-14	Gardner-Webb	W, 68-65
12-20-14	Truett-McConnell	W, 84-55

## Last Time Out For Jacksonville

- ✓ Jacksonville held a 36-25 lead at the break.
- ✓ The Dolphins also won the battle of the boards, 30-27.
- ✓ Kori Babineaux paced JSU with a game-high 25 points.
- ✓ Antwon Clayton grabbed a game-high 6 rebounds.
- ✓ Jacksonville was 29-52 shooting, while Truett-McConnell was 16-46.
- ✓ The Dolphins collected 13 steals.

## Rick Ray vs. Jacksonville

Never Met

**Most Points Scored:** na  
**Fewest Points Scored:** na  
**Most Points Allowed:** na  
**Fewest Points Allowed:** na

## Mississippi State vs. Jacksonville

1991: MSU, 79-65 at Jacksonville  
 1992: MSU, 77-74 at Starkville  
 2003: MSU, 100-65 at Starkville

In Starkville: MSU leads, 2-0  
 In Jacksonville, MSU leads, 1-0

## LAST MEETING

## NEXT FOUR FOR MSU . . .

## December 30

McNeese State  
 7 p.m.  
 Starkville, MS  
 TV: SEC Network  
 Series: MSU leads, 6-1

## January 2

Florida State  
 7 p.m.  
 Starkville, MS  
 TV: ESPNU  
 Series: Tied, 4-4

## January 7

Tennessee  
 8 p.m.  
 Starkville, MS  
 TV: SEC Network  
 Series: UT leads, 78-41.

## January 10

Florida  
 6 p.m.  
 Starkville, MS  
 TV: FSN  
 Series: Florida leads, 61-49

## NOTES

**SEASON LOW, SEASON HIGH ALL AT SAME TIME**

Against Oregon State, Mississippi State managed just 49 points, a season low.

Yet, the Bulldogs attempted a season-high 23 3-pointers, making six. The six made were the second highest this season, with eight versus Utah State being the most.

**MAN OF STEAL**

In just two seasons, Craig Sword has collected 118 steals, including the 60 he had a year ago.

He needs just 21 more to crack the Top 10 in the MSU record books. Ray White (1976-79) is record holder with 217.

Sword missed the first four games of the year due to back surgery and was limited in the next three before returning to the starting lineup against the Beavers, where he had 8 points, 3 rebounds and a steal. He also had two steals vs. Arkansas State, but none against USC Upstate.

**1,000 POINT CLUB**

Mississippi State has two players that could join the 1,000-point club this year — Craig Sword and Gavin Ware

Sword, who returned to the starting lineup this past weekend for the first time since back surgery, needs just 217 more points after he totaled 437 a year ago.

Ware is now 296 points shy after he totaled 4 vs. Arkansas St.

**10 AND COUNTING**

Against Western Carolina, junior forward Gavin Ware recorded his 10th-career double-double with 14 points and 10 rebounds.

He's currently 13th in the SEC in rebounding (6.2).

**400th WIN**

On Dec. 1, 1975, the doors of Humphrey Coliseum officially opened with an 85-82 win against Indiana State.

Against Western Carolina in the season opener, MSU collected win No. 400 with the 66-56 victory.

**RARE TYPE OF WIN**

Usually when MSU has fewer assists than its opponent, it loses. But against Western Carolina, the Bulldogs improved to 3-37 under Rick Ray when having fewer assists (7/12).

To date, MSU is 3-42 in that category.

**WIN THE REBOUNDBING BATTLE, WIN THE GAME**

A big key to MSU's success this season is rebounding. And when the Bulldogs win the battle of the boards, they are 5-1, losing for the first time this year against USC Upstate in that category.

In four of the five losses, they were out-rebounded each time.

**BULLDOGS SIGN THREE**

In mid-November, Mississippi State took advantage of the early signing period by inking Quindary Weatherspoon, Tookie Brown and Joe Strugg.

Brown is a 5-11, 170-pound guard out of Morgan County High School in Madison, Ga., while Strugg is a 6-8, 200-pound forward from G.W. Carver High School in Montgomery, Ala.

Weatherspoon, rated as the No. 2 overall player in Mississippi and 78th nationally, is a 6-4, 175-pound guard out of Velma Jackson. Recently, the Clinton, Miss., native was named to the Clarion Ledger's Dandy Dozen team.

Strugg is the fourth MSU signee out of Carver the last four years, along with Roquez Johnson, Craig Sword and Demetrius Houston.

**HOME LOSING SKID SNAPPED**

Not only did Mississippi State open the year on a positive note, it snapped a six-game losing skid at Humphrey Coliseum.

Prior to the Bulldogs' 66-56 win against Western Carolina, their last win at the Hump came on Jan. 22, 2014, against Auburn 82-74.

Against Arkansas State, it's four-game winning streak was snapped.

**STAFF CONSISTENCY**

For the third-consecutive year, Rick Ray's staff remained intact during the offseason.

Back for their third year at Chris Hollender, George Brooks, Wes Flanigan, Adam Gordon and Adam Bauman.

**ANOTHER CLEMSON CONNECTION**

In his first year as a graduate assistant is Tanner Smith, a four-year player at Clemson when Rick Ray was an assistant.

Smith's duties include assisting with on-court workouts, video scouting, academic monitoring and on-campus recruiting.

He comes to MSU after spending the last two years overseas playing professionally.

At Clemson, Smith appeared in 127 games where he scored 986 points, grabbed 459 rebounds, dished out 320 assists and collected 159 steals en route to playing in three NCAA Tournaments.

## SEC STANDINGS &amp; RESULTS

2015-15 SEC Standings			SEC SCORES		UPCOMING GAMES	
	SEC	Overall				
Kentucky		12-0 1.000	<b>December 20 (Saturday)</b>		<b>December 23 (Tuesday)</b>	
LSU		9-2 .818	Illinois 62, Missouri 59		Texas Southern at Auburn, 7 p.m.	
Arkansas		9-2 .818	Georgia Tech 65, Vanderbilt 60		Jacksonville at Mississippi State, 7 p.m.	
Alabama		8-3 .727	Kentucky 83, UCLA 44		<b>December 27 (Saturday)</b>	
Ole Miss		8-3 .727	USC Upstate 53, Mississippi State 51		Kentucky at Louisville, 1 p.m.	
Vanderbilt		8-3 .727	Florida 63, Wake Forest 50		Mercer at Georgia, 5 p.m.	
Texas A&M		7-3 .700	Auburn 89, Xavier 88		Tennessee State at Tennessee, 7:30 p.m.	
South Carolina		7-3 .700	Kansas State 71, Texas A&M 64		<b>December 28 (Sunday)</b>	
Georgia		6-3 .667	Arkansas 84, SE Missouri State 67		Northwestern State at Arkansas 2:30 p.m.	
Florida		7-4 .636	<b>December 21 (Sunday)</b>		UCLA at Alabama, 5:30 p.m.	
Tennessee		6-4 .600	South Carolina 78, Coker 52		<b>December 29 (Monday)</b>	
Auburn		5-5 .500	Georgia 65, Seton Hall 47		Southern Miss at LSU, 6 p.m.	
Mississippi State		5-5 .500	Alabama 60, Appalachian State 59		Middle Tennessee at Auburn, 8 p.m.	
Missouri		5-6 .444	<b>December 22 (Monday)</b>			
			Tennessee 64, Mercer 54			
			Vanderbilt 79, Penn 50			
			Ole Miss 82, SE Missouri State 51			
			Arkansas 84, UW-Milwaukee 54			
			LSU 71, College of Charleston 47			

As of December 22, 2014



## 2014-15 MISSISSIPPI STATE NOTES

**SEASON LOW IN FIRST HALF POINTS**

■ In the 53-51 loss to USC Upstate in Jackson, Mississippi State managed just 15 points in the first half.

That was the fewest points of any half this season and the least since having 14 vs. Vanderbilt on 2-23-13 in a 72-31 setback.

**1 REBOUND SHY OF DOUBLE-DOUBLE**

■ Despite the setback to Oregon State, Fred Thomas nearly recorded his first-career double-double against the Beavers.

In 29 minutes, he had 16 points to go along with his career-best 9 rebounds.

Against USC Upstate, Roquez Johnson was also one rebound shy of a double-double as he finished with 15 points and 9 boards.

**35 PERCENT TWO IN A ROW**

■ For the first time this season at Oregon State, Mississippi State shot below 35 percent from the floor.

The Bulldogs were 17-49 (.347). The last time they were below 35 percent was last March at Georgia (17-50, .340).

Then against Arkansas State, MSU was 21-65 (.323).

**ALL-TOURNAMENT TEAM**

■ Although Mississippi State lost in the finals of the Corpus Christi Coastal Classic, Gavin Ware and Fred Thomas were selected to the All-Tournament team.

Thomas averaged 14 points in the two games, while Ware averaged 13.5.

**CAREER NIGHT**

■ Against St. Louis, Travis Daniels scored a career-high 21 points.

The junior guard drained 8 of his 11 shots and was 4 of 5 beyond the arc.

He also had a career night on the boards at Tulane, hauling in 9.

Only twice this year has he had few than 5 rebounds — Western Carolina (1) and Arkansas State (2).

**BLOODMAN ONE OF BEST**

■ Senior guard Trivante Bloodman is currently 7th in the SEC at the foul line, making 33 of his 39 attempts (.846).

He's improved his percentage from a year ago at .730. For his career, he's at .741.

**D-E-F-E-N-S-E**

■ MSU allowed just 46 points versus Clayton State earlier this year. It was the fewest points given up since limiting New Orleans to 46 on Jan. 3, 2013.

On the year, the Bulldogs are fourth in points allowed in the SEC at 58.4.

**HIGH STEAL COUNT**

■ Also against Clayton State, the Bulldogs collected a season-high 11 steals.

It was the most steals since also having 11 against Auburn on Feb. 15 last year.

**LOW ASSISTS COUNT**

■ Three times this season, Mississippi State has been credited with fewer 5 or fewer assists.

Against Clayton State, the Bulldogs had just 5. Then against TCU, they were credited with 3.

That was the fewest since also having 3 against Missouri on Feb. 13, 2013. Against Arkansas State, they had 4.

**CLEANING THE GLASS**

■ Against Mississippi Valley State on Nov. 17, Mississippi State easily won the battle of the boards, 47-25.

It was the largest margin since being plus-20 against LSU on Jan. 25, 2012.

**NOT A LOT, BUT MAKING THEM COUNT**

■ In the season opener against Western Carolina, Mississippi State attempted just 37 field goals, making 17.

That was the fewest attempts since Feb. 12, 2005, when the Bulldogs shot 39 against Vanderbilt.

**20 IS HIS NUMBER**

■ Against Arkansas State, senior forward Roquez Johnson tied his career high with 20 points.

It was the fourth time the Montgomery, Ala., totaled 20 points, the last coming against Mississippi Valley State in November in a win at Humphrey Coliseum.

**ALABAMA FLAVOR**

■ A quick glance at Mississippi State's roster reveals one very strong common thread — the state of Alabama.

Player wise, the roster features five players from Alabama — Travis Daniels, Demetrius Houston, Roquez Johnson, Craig Sword and De'Runnya Wilson.

In addition, the coaching staff has two ties in Wes Flanigan and George Brooks.

Flanigan was an All-SEC standout at Auburn from 1993-97, while Brooks is a native of Lafayette, Ala.

**7 PLAYERS SEE FIRST-TIME ACTION**

■ Five Mississippi State players saw their first action as a Bulldog against Western Carolina — Oliver Black, Travis Daniels, Maurice Dunlap, Demetrius Houston and Fallou Ndoye.

That total tied for the second most in the SEC with Tennessee, while Texas A&M had the most with seven.

Then against Mississippi Valley State, Jeffery Johnson and Isaiah Butler made their collegiate debuts.

**BULLDOGS INVITED TO PUERTO RICO**

■ On Thursday, MSU learned it will be playing in the 2015 Puerto Rico Classic.

The field of eight also features Butler, Miami, Minnesota, Missouri State, Temple, Texas Tech and Utah.

**HUTTON NAMED 2015 SEC LEGEND**

■ Doug Hutton has been named the 2015 SEC Legend.

Hutton, a native of Clinton, Miss., played for the Bulldogs from 1961-64 and led MSU to the historic 1963 NCAA Tournament against Loyola-Chicago.

The All-SEC standout was voted team captain his senior year and averaged 14.8 points.


He'll be recognized at the SEC Tournament next March in Nashville.

**All-Time MSU Legends**

1999: Bailey Howell  
2000: Jim Ashmore  
2001: W.D. Stroud  
2002: Jeff Malone  
2003: Joe Dan Gold  
2004: Greg Carter  
2005: Jack Bouldin  
2006: Rickey Brown  
2007: Richard Williams  
2008: Wiley Peck  
2009: Tony Watts  
2010: Kermit Davis  
2011: Darryl Wilson  
2012: Chuck Evans  
2013: Horatio Webster  
2014: Erick Dampier  
2015: Doug Hutton

## 2014-15 MISSISSIPPI STATE PLAYER BREAKDOWN

0




Maurice Dunlap ● Fr ● G ● 6-2 ● 175 ● Greenwood, MS

MIN	PTS	RBS	AST	FG%	3FG%	FT%
10.1	2.9	0.6	0.1	.273	.214	.833

Notes: Made MSU debut vs. WCU and finished with 6 points on 2 3-pointers. Had 5 points, 2 boards vs. MVSU. Missed only FG attempt vs. Utah State. 4 points vs. Clayton State. Scored 2 points in 11 minutes vs. St. Louis. Played just one minute vs. TCU and didn't play at Tulane or Oregon State. Logged 15 minutes and totaled 3 points on 1-4 shooting. Did not play vs. UPST after fracturing right wrist in practice. Expected to miss two weeks.

1




Fred Thomas ● Jr ● F ● 6-5 ● 206 ● Jackson, MS

MIN	PTS	RBS	STL	FG%	3FG%	FT%
28.8	11.5	4.9	1.4	.380	.365	.788

Notes: Considered MSU's best defensive player. Totaled 15 points vs. WCU and 17 vs. MVSU. Had 15 points vs. Utah State. Season-low 5 points vs. Clayton State, but had season-high 5 steals. Had 14 points vs. St. Louis and TCU before having 5 at Tulane. Totaled 16 points and career-best 9 rebounds at Oregon State. Season-low 4 points vs. Arkansas State. Had 7 points, 8 rebounds and 2 steals vs. UPST.

2




Demetrious Houston ● Fr ● F ● 6-7 ● 210 ● Montgomery, AL

MIN	PTS	RBS	AST	FG%	3FG%	FT%
15.4	2.8	4.1	0.4	.235	.111	.556

Notes: Made MSU debut vs. WCU and totaled 3 points and 7 rebounds. Also had 7 rebounds vs. MVSU and 4 points. Had 3 points, 3 boards vs. Utah State. Failed to score for first time against Clayton State. Had 4 points vs. St. Louis and 3 vs. TCU. Played 6 minutes at Tulane and didn't score. Did not play at Oregon State or UPST due to a concussion. Had career-best 5 points vs. Arkansas State and 2 steals.

3




Trivante Bloodman ● Jr ● G ● 6-0 ● 190 ● The Bronx, NY

MIN	PTS	RBS	AST	FG%	3FG%	FT%
25.6	7.3	1.8	3.4	.465	.000	.846

Notes: Totaled 7 points, 6 assists vs. WCU. Had 11 points and 7 assists vs. MVSU. Made 6 FTs in final 2:40 vs. Utah State to secure win. Has 24 assists in five games. Season-high 12 points vs. Clayton State. 5 points, 3 assists and 3 rebounds vs. St. Louis. 11 points and 2 steals vs. TCU. 4 points and 5 assists at Tulane. 5 points, 2 assists at Oregon State. 4 points in season-low 13 minutes vs. Arkansas State. 6 points, 2 assists vs. UPST. 7th in SEC in FT%.

15




I.J. Ready ● So ● G ● 5-11 ● 170 ● North Little Rock, AR

MIN	PTS	RBS	AST	FG%	3FG%	FT%
20.5	5.3	1.5	1.9	.313	.136	.818

Last Game: Missed all of preseason after having surgery to repair a bulging disk. Saw first action against Utah State and totaled 2 points, 3 assists and 2 steals in 15 minutes. Also 2 points, 2 assists, 2 steals vs. Clayton State. 5 points, 5 assists vs. St. Louis. 4 points, 1 assist, 2 steals vs. TCU. 6 points and 1 assist at Tulane. 7 points at Oregon State. Season-high in points (8) and minutes (27) vs. Arkansas State. Drew first start of year vs. UPST and had 8 points.

20




Gavin Ware ● Jr ● F ● 6-9 ● 260 ● Starkville, MS

MIN	PTS	RBS	BLK	FG%	3FG%	FT%
22.3	10.4	5.6	1.6	.506	---	.828

Notes: Recorded 10th double-double of career with 14 points and 10 rebounds vs. WCU. Had 19 points, 8 boards vs. MVSU. 7 boards to go along with has 11 points vs. Clayton State. Also had 12 points, 8 rebounds vs. Utah State. 16 points, 5 rebounds and 3 blocks vs. St. Louis. 11 points vs. TCU and Tulane. 6 points at Oregon State. 4 points vs. Arkansas State. 2 rebounds shy of 500 for career. Came off bench vs. UPST and played just 5 minutes due to spraining ankle in first half.

22




Fallou Ndoye ● Fr ● F ● 6-11 ● 222 ● Taif, Senegal

MIN	PTS	RBS	STL	FG%	3FG%	FT%
15.7	3.8	2.6	0.3	.667	---	.714

Notes: Made MSU debut vs. WCU and totaled 2 points, 3 rebounds to go along with his 1 steal. Had 3 points, 2 boards vs. MVSU. Scored all 9 of his points in first half against Utah State. Had career-high 5 rebounds vs. Clayton State. 2 points, 2 rebounds and 1 steal vs. St. Louis. 2 points, 5 rebounds vs. TCU. Had 2 rebounds in 18 minutes at Tulane. Did not score at Oregon State. 4 points vs. Arkansas State. Drew first start vs. UPST and had 11 points and 3 rebounds.

23




Travis Daniels ● Jr ● G ● 6-8 ● 219 ● Tuscaloosa, AL

MIN	PTS	RBS	STL	FG%	3FG%	FT%
24.1	6.6	5.3	0.5	.375	.250	.600

Notes: Made MSU debut vs. WCU and totaled 2 points, 1 rebound. Had 10 points, 6 rebounds vs. MVSU. 8 rebounds vs. Utah State and also 7 points. Had 2 points, 5 rebounds vs. Clayton State. Had a career-high 21 points vs. St. Louis on 8-11 shooting, with 4-5 mark beyond the arc. 5 points, 5 rebounds vs. TCU. 13 points and season-high 9 rebounds at Tulane. 1-8 shooting at Oregon State and 2 points, 5 rebounds. No points on 0-3 shooting vs. Arkansas State. Did not start for first time vs. UPST and totaled 4 points and 6 rebounds in 20 minutes.

25




Roquez Johnson ● Sr ● F ● 6-7 ● 210 ● Montgomery, AL

MIN	PTS	RBS	STL	FG%	3FG%	FT%
27.9	12.3	5.7	1.1	.600	---	.643

Notes: Tied his career high with 20 points against MVSU after having 16 vs. WCU. Had 15 points vs. Utah State. Season-high 8 rebounds vs. Clayton State to go along with 15 points. Season-low 5 points, 5 rebounds vs. St. Louis. Season-low 2 points, 2 boards vs. TCU. 10 points, 6 rebounds at Tulane. Didn't start for first time at Oregon State, but had 5 points, 6 rebounds. Tied career-high with 20 points on 8-11 shooting vs. Arkansas State. Had 15 points, 9 rebounds and 2 steals vs. UPST. Leads SEC in FG%.

32




Craig Sword ● Jr ● G ● 6-3 ● 196 ● Montgomery, AL

MIN	PTS	RBS	STL	FG%	3FG%	FT%
14.0	1.8	1.7	0.5	.200	.250	.000

Notes: Missed all of preseason and first four games due to surgery to repair a bulging disk. Saw first action against St. Louis. Played 11 minutes and had 2 rebounds, 1 assist and 1 blocked shot. 2 rebounds vs. TCU. Due to illness, played just 2 minutes at Tulane. Started for first time at Oregon State and had 8 points, 3 rebounds. 3 points, 2 steals vs. Arkansas State. Played just 8 minutes vs. UPST and did not score.

33



Oliver Black ● FR ● F ● 6-9 ● 224 ● Jackson, MS

MIN	PTS	RBS	BLK	FG%	3FG%	FT%
10.0	0.7	2.2	0.2	.333	---	.429

Notes: Made MSU debut vs. WCU and totaled 1 points, 2 rebounds to go along with his 1 steal and 1 block. Had 5 rebounds vs. Valley. Had 3 points, 4 rebounds vs. Clayton State, where he also attempted first FG of the year. Had 1 point, 4 rebounds vs. St. Louis. Played 6 minutes vs. TCU. Had 2 points and 4 rebounds in 6 minutes at Tulane. Played 5 minutes at Oregon State. 4 rebounds vs. Arkansas State. Didn't score vs. UPST, but played career-best 19 minutes.



## MISSISSIPPI STATE TV/RADIO ROSTER



**0 Maurice Dunlap**  
FR | G | 6-2 | 175  
Greenwood, MS



**1 Fred Thomas**  
JR | G | 6-5 | 206  
Jackson, MS




**2 Demetrius Houston**  
FR | F | 6-7 | 210  
Montgomery, AL



**3 Trivante Bloodman**  
SR | G | 6-0 | 190  
The Bronx, NY



**4 Johnny Zuppardo**  
JR | F | 6-9 | 235  
Bay St. Louis, MS



**5 Isaiah Butler**  
SR | G | 6-2 | 214  
Brandon, MS



**10 Jeffery Johnson**  
SR | G | 6-2 | 172  
Memphis, TN



**12 De'Runnya Wilson**  
SO | F | 6-5 | 225  
Birmingham, AL




**14 Elijah Staley**  
FR | G | 6-6 | 235  
Marietta, GA



**15 I.J. Ready**  
SO | G | 5-11 | 170  
North Little Rock, AR



**20 Gavin Ware**  
JR | F | 6-9 | 260  
Starkville, MS



**22 Fallou Ndoeye**  
FR | F | 6-11 | 222  
Senegal



**23 Travis Daniels**  
JR | G | 6-8 | 219  
Tuscaloosa, AL



**25 Roquez Johnson**  
SR | F | 6-7 | 210  
Montgomery, AL



**32 Craig Sword**  
JR | G | 6-3 | 196  
Montgomery, AL



**33 Oliver Black**  
FR | F | 6-9 | 224  
Jackson, MS



**Rick Ray**  
Head Coach  
3rd Year



**George Brooks**  
Assistant Coach  
5th Year



**Wes Flanigan**  
Assistant Coach  
3rd Year



**Chris Hollender**  
Assistant Coach  
3rd Year

## MISSISSIPPI STATE ROSTER/MEDIA INFORMATION

## Media Information

## Credentials

◆Media members may obtain both season credentials and game-by-game passes by contacting Gregg Ellis at 662.325.3595.

## Radio Network

◆Bulldog fans can catch all of MSU's games on the radio with the veteran broadcast talent of Jim Ellis (play-by-play), along with Richard Williams serving as the color analyst.

Check local listings for stations carrying the games.

There will also be a 30-minute pregame show featuring third-year coach Rick Ray along with a post-game show as well.

## Rick Ray Show

◆"Mississippi State Basketball with Rick Ray" returns for its third year. The 30-minute television program features MSU coach Rick Ray and his 2014-15 squad.

Hosted by veteran sportscaster Jim Ellis, the weekly show will detail game highlights, player interviews, scouting reports on upcoming opponents and courtside profiles showcasing interesting aspects of the MSU basketball program.

Under the direction of producer/director Derek Cody and Drew Walker, the 30-minute television program is a production of the Bulldog Sports Network in conjunction with the Mississippi State University Television Center. The first show airs in January.

## SEC Teleconference

◆The SEC's weekly teleconference is every Monday and will be coordinated through the SEC media relations office. To participate, contact Craig Pinkerton of the SEC at 205-458-3038. Rick Ray is scheduled for 11:17 a.m. CT.

## Social Networking

◆Media and Bulldog fans can follow MSU tweets this year at both @msusportsgregg and @HailStateMBK, in addition to @RickRay1.

On Instagram, media and fans can follow the account @HailStateMBK.

You can also follow MSU online at hailstate.com.

## 2014-15 MISSISSIPPI STATE ROSTER

## Numerical Roster

No.	Name	Pos.	Ht.	Wt.	Yr.	Exp.	Hometown
0	Maurice Dunlap	G	6-2	175	Fr.	HS	Greenwood, MS (Amanda Elzy HS)
1	Fred Thomas	G	6-5	206	Jr.	2L	Jackson, MS (Jim Hill HS)
2	Demetrius Houston	F	6-7	210	Fr.	HS	Montgomery, AL (G.W. Carver HS)
3	Trivante Bloodman	G	6-0	190	Sr.	2L	Bronx, NY (Olney Central College)
4	Johnny Zuppardo	F	6-9	235	Jr.	JC	Bay St. Louis, MS (Jones Junior College)
5	Isaiah Butler	G	6-2	214	Sr.	HS	Brandon, MS (Brandon HS)
10	Jeffery Johnson	G	6-2	172	Sr.	HS	Memphis, TN (Germantown HS)
12	De'Runnya Wilson	F	6-5	225	So.	1L	Birmingham, AL (Wenonah HS)
14	Elijah Staley	G	6-6	235	Fr.	HS	Marietta, GA (Wheeler HS)
15	I.J. Ready	G	5-11	170	So.	1L	North Little Rock, AR (Parkview HS)
20	Gavin Ware	F	6-9	260	Jr.	2L	Starkville, MS (Starkville HS)
22	Fallou Ndoeye	F	6-11	222	RFr.	HS	Taif, Senegal (Findley Prep)
23	Travis Daniels	G	6-8	219	Jr.	JC	Tuscaloosa, AL (Shelton State CC)
25	Roquez Johnson	F	6-7	210	Sr.	3L	Montgomery, AL (G.W. Carver HS)
32	Craig Sword	G	6-3	196	Jr.	2L	Montgomery, AL (G.W. Carver HS)
33	Oliver Black	F	6-9	224	Fr.	HS	Jackson, MS (Wingfield HS)

## Alphabetical Roster

No.	Name	Pos.	Ht.	Wt.	Yr.	Exp.	Hometown
33	Oliver Black	F	6-9	224	Fr.	HS	Jackson, MS (Wingfield HS)
3	Trivante Bloodman	G	6-0	190	Sr.	2L	Bronx, NY (Olney Central College)
5	Isaiah Butler	G	6-2	214	Sr.	HS	Brandon, MS (Brandon HS)
23	Travis Daniels	G	6-8	219	Jr.	JC	Tuscaloosa, AL (Shelton State CC)
0	Maurice Dunlap	G	6-2	175	Fr.	HS	Greenwood, MS (Amanda Elzy HS)
2	Demetrius Houston	F	6-7	210	Fr.	HS	Montgomery, AL (G.W. Carver HS)
10	Jeffery Johnson	G	6-2	172	Sr.	HS	Memphis, TN (Germantown HS)
25	Roquez Johnson	F	6-7	210	Sr.	3L	Montgomery, AL (G.W. Carver HS)
22	Fallou Ndoeye	F	6-11	222	RFr.	HS	Taif, Senegal (Findley Prep)
15	I.J. Ready	G	5-11	170	Fr.	HS	Little Rock, AR (Parkview HS)
14	Elijah Staley	G	6-6	235	Fr.	HS	Marietta, GA (Wheeler HS)
32	Craig Sword	G	6-3	196	Jr.	2L	Montgomery, AL (G.W. Carver HS)
1	Fred Thomas	G	6-5	206	Jr.	2L	Jackson, MS (Jim Hill HS)
20	Gavin Ware	F	6-9	260	Jr.	2L	Starkville, MS (Starkville HS)
12	De'Runnya Wilson	F	6-5	225	So.	1L	Birmingham, AL (Wenonah HS)
4	Johnny Zuppardo	F	6-9	235	Jr.	JC	Bay St. Louis, MS (Jones Junior College)

## HEAD COACH:

Rick Ray (Grand View College [IA], 1994; 3rd year)

## ASSISTANTS:

Wes Flanigan (Auburn, 1997; 3rd year)

Chris Hollender (Evansville, 1998; 3rd year)

George Brooks (Mississippi State, 1997; 5th year)

## OPERATIONS:

Adam Gordon

## GRADUATE ASSISTANT COACH:

Tanner Smith

## VIDEO:

Adam Bauman

## STRENGTH &amp; CONDITIONING:

Richard Akins

## TRAINER:

Ryan Dotson

## Pronunciation Guide

TRIVANTE BLOODMAN: TRA-VON-TAY

FALLOU NDOYE: FA-LOU DOY

DE'RUNNYA WILSON: D-RUN-YA

JOHNNY ZUPPARDO: ZOO-PAR-DOUGH

ROQUEZ JOHNSON: RAW-QUEZ



# MISSISSIPPI STATE BASKETBALL

# GAME 11: JACKSONVILLE

## GENERAL INFORMATION

Location: \_\_\_\_\_ Starkville, Mississippi  
Founded: \_\_\_\_\_ February 28, 1878  
Enrollment: \_\_\_\_\_ 20,424  
Conference: \_\_\_\_\_ SEC  
Nickname: \_\_\_\_\_ Bulldogs  
Colors: \_\_\_\_\_ Maroon (PMS 202) & White  
Arena: \_\_\_\_\_ Humphrey Coliseum (10,500)  
President: \_\_\_\_\_ Dr. Mark E. Keenum  
Director of Athletics: \_\_\_\_\_ Scott Stricklin  
Faculty Representative: \_\_\_\_\_ Dr. Steven C. Turner  
Web Site: \_\_\_\_\_ www.hailstate.com  
Twitter: \_\_\_\_\_ @HailStateMBK

## BASKETBALL HISTORY

First Year of Basketball: \_\_\_\_\_ 1908-09  
Number of Seasons: \_\_\_\_\_ 103  
All-Time Record: \_\_\_\_\_ 1,339-1,128  
All-Time SEC Record: \_\_\_\_\_ 558-726  
Total Number of Head Coaches: \_\_\_\_\_ 19  
Humphrey Coliseum Record: \_\_\_\_\_ 403-158  
20-Win Seasons: \_\_\_\_\_ 17  
NCAA Tournament Appearances: \_\_\_\_\_ 10  
NCAA Tournament Record: \_\_\_\_\_ 11-10  
NCAA Tournament Final Fours: \_\_\_\_\_ 1  
(1996, lost to Syracuse 77-69 in semis)  
NIT Appearances: \_\_\_\_\_ 8  
NIT Record: \_\_\_\_\_ 7-8  
NIT Final Fours: \_\_\_\_\_ 1  
(2007, lost 63-62 to West Virginia in semis)  
SEC Championships: \_\_\_\_\_ 6  
(2004, 1991, 1963, 1962, 1961, 1959)  
SEC Tournament Championships: \_\_\_\_\_ 3  
(2009, 2002 and 1996)  
SEC Tournament Record: \_\_\_\_\_ 28-50  
SEC Western Division Titles: \_\_\_\_\_ 7  
(2010, 2008, 2007, 2004, 2003, 1996, 1995)

## BASKETBALL STAFF

Head Coach: \_\_\_\_\_ Rick Ray  
Alma Mater, Year: \_\_\_\_\_ Grand View College, 1994  
Record at MSU/Years: \_\_\_\_\_ 29-44  
Career Record/Years: \_\_\_\_\_ Same  
Phone: \_\_\_\_\_ 662-325-3800  
Assistant Coach: \_\_\_\_\_ Wes Flanigan  
Assistant Coach: \_\_\_\_\_ Chris Hollender  
Assistant Coach: \_\_\_\_\_ George Brooks  
Director of Operations: \_\_\_\_\_ Adam Gordon  
Video Coordinator: \_\_\_\_\_ Adam Bauman  
Strength Coach: \_\_\_\_\_ Richard Akins  
Athletic Trainer: \_\_\_\_\_ Ryan Dotson  
Graduate Manager: \_\_\_\_\_ Tanner Smith  
Administrative Asst.: \_\_\_\_\_ Suzanne Cook  
Media Relations Contact: \_\_\_\_\_ Gregg Ellis  
Office Phone: \_\_\_\_\_ 662-325-3595  
Cell Phone: \_\_\_\_\_ 662-322-0145  
Fax: \_\_\_\_\_ 662-325-3654  
Email: \_\_\_\_\_ gellis@athletics.msstate.edu  
Twitter: \_\_\_\_\_ @msusportsgregg

## TEAM INFORMATION

2013-14 Overall Record \_\_\_\_\_ 14-19  
2013-14 SEC Record \_\_\_\_\_ 3-15  
SEC Finish: \_\_\_\_\_ 14th  
National Ranking: \_\_\_\_\_ n/a  
Starters Returning/Lost: \_\_\_\_\_ 5/0  
Letterwinners Returning/Lost: \_\_\_\_\_ 7/4  
Newcomers: \_\_\_\_\_ 9  
Roster (Sr./Jr./So./Fr.): \_\_\_\_\_ (4/5/2/5)

## MSU KNOWS HOW TO WIN GAMES AT 'THE HUMP'

Over the course of the last decade, Mississippi State's Humphrey Coliseum has become a difficult venue for opposing teams. Last year, MSU was 11-6, including an 8-1 mark against non-conference foes. This year, MSU is 4-1.

The Bulldogs have compiled a 38-season composite record of 403-158 (.718) at "The Hump" since Mississippi State's basketball facility opened prior to the 1975-76 campaign.

## TRACKING MSU'S HOME SUCCESS UNDER RICK RAY

Season	Overall		SEC		Non-SEC	
	Record	Win %	Record	Win %	Record	Win %
2012-13	7-7	.500	3-6	.333	4-1	.800
2013-14	11-6	.47	3-5	.375	8-1	.889
2014-15	4-1	.800			4-1	.800
Totals	22-14	.611	6-11	.353	16-3	.842

## A LOOK AT THE HISTORY OF HUMPHREY COLISEUM



## LARGEST CROWDS AT THE HUMP

Crowd	Opponent	Date
10,788	Kentucky	2-16-10
10,735	Ole Miss	2-7-04
10,645	Ole Miss	2-23-02
10,541	Florida	1-7-03
10,458	Auburn	3-2-04
10,437	Alabama	2-21-04
10,432	Alabama	3-5-05
10,432	Kentucky	1-13-04
10,429	Ole Miss	2-15-03
10,421	Ole Miss	1-26-08
10,412	Ole Miss	1-13-09
10,364	Ole Miss	2-9-12
10,338	Florida	1-24-07
10,315	Kentucky	1-9-96

## INDIVIDUAL MSU RECORDS AT THE HUMP

**Most Points Scored**  
40, Rickey Brown (Auburn, 3-7-77)

**Most Rebounds**  
24, Wiley Peck (Alabama, 1-27-79)

**Most Assists**  
15, Al Perry (Vanderbilt, 1-29-77)

## TEAM MSU RECORDS AT THE HUMP

**Most Points Scored**  
123, Troy State (12-5-95)

**Most Rebounds**  
75, Mississippi Valley St. (11-21-00)

**Most Consecutive Wins**  
14, 1-22-03 to 1-10-04



## MSU COACH RICK RAY

## Head Coach Rick Ray

- On April 1, 2012, Rick Ray was named the 19th head coach in Mississippi State history.
- In his first season at MSU, produced two players to the SEC All-Freshman team — Gavin Ware and Craig Sword.
- Entering his third season, he is 29-46 in the rebuilding process.
- On the staff of three different teams that have advanced to the NCAA Tournament — Indiana State, Purdue and Clemson.
- As an assistant at Clemson for two years, the Tigers won 38 games and advanced to the second round of the NCAA Tournament in 2011.
- During his time at Purdue as an assistant, the Boilermakers won 103 games in four years.
- All four teams at Purdue earned a berth in the NCAA Tournament, with the last two advancing to the Sweet 16.
- The 2009 Purdue team won 28 games and the Big 10 Tournament en route to garnering a No. 5 seed.
- The 2007 Purdue recruiting was considered one of the tops in the country, earning national rankings of No. 5 and No. 6 by Scout and Rivals, respectively.
- Ray was an assistant at Indiana State for seven years.
- In 2000 and 2001, the Sycamores won 20-plus games and made the NCAA Tournament.
- In 2000, ISU won the Missouri Valley Conference regular-season title with a 14-4 ledger.
- In 2001, Indiana State won the MVC Tournament before upsetting Oklahoma in the first round of the NCAA Tournament.
- Ray also spent two seasons at Northern Illinois (2005 and 2006), while his first coaching job was at Nebraska-Omaha.
- Ray and his wife, Breyana, have two sons, Deacon and Mason, and one daughter, Katriece.



## Rick Ray Year-By-Year

2012-13	Result	Score
N. 9 at Troy	L	56-53
N. 13 FLORIDA ATLANTIC	W	78-58
N. 19 North Carolina	L	95-49
N. 20 Marquette	L	89-62
N. 21 Texas	L	69-55
N. 27 ALCORN STATE	W	60-52
D. 1 at Providence	L	73-63
D. 4 TEXAS-SAN ANTONIO	W	53-42
D. 15 at Loyola Chicago	L	59-51
D. 22 Central Arkansas (Jackson, MS)	W	79-72
D. 30 ALABAMA A&M	L	59-57
J. 3 NEW ORLEANS	W	97-46
J. 9 SOUTH CAROLINA	W	56-54
J. 12 +at Georgia	W	72-61
J. 16 +ALABAMA	L	75-43
J. 19 +at Tennessee	L	72-57
J. 23 +at Arkansas	L	96-70
J. 26 +FLORIDA	L	82-47
J. 30 +TEXAS A&M	OT	L, 55-49
F. 2 +LSU	L	69-68
F. 6 +at Ole Miss	L	93-75
F. 9 +at Florida	L	83-58
F. 13 +MISSOURI	L	78-36
F. 16 +at LSU	L	80-68
F. 20 +at Alabama	L	64-56
F. 23 +VANDERBILT	L	72-31
F. 27 +at Kentucky	L	85-55
M. 2 +OLE MISS	W	73-67
M. 6 +at South Carolina	L	79-72
M. 9 +AUBURN	OT	W, 74-71
M. 13 South Carolina*	W	70-59
M. 14 Tennessee*	L	69-53
2013-14		
N. 8 PRAIRIE VIEW	W	71-56
N. 14 KENNESAW STATE	W	78-55
N. 19 MISSISSIPPI VALLEY STATE	W	94-72
N. 23 at Utah State	L	87-68
N. 27 JACKSON STATE	W	58-56
D. 1 LOYOLA CHICAGO	OT	W, 65-64
D. 5 TCU	L	71-61
D. 13 SE Louisiana (Jackson, Miss.)	W	68-62
D. 17 FLORIDA A&M	W	78-65
D. 19 FLORIDA GULF COAST	W	66-53
D. 22 South Florida (Las Vegas)	W	71-66
D. 23 UNLV (Las Vegas)	L	82-66
J. 2 MARYLAND EASTERN SHORE	W	77-63
J. 8 +at Kentucky	L	85-63
J. 11 +OLE MISS	W	76-72
J. 15 +at Alabama	L	80-61
J. 18 +TEXAS A&M	OT	W, 81-72
J. 22 +AUBURN	W	82-74
J. 25 +at Ole Miss	L	82-63
J. 30 +FLORIDA	L	62-51
F. 1 +at Vanderbilt	L	55-49
F. 5 +at Texas A&M	L	72-52
F. 8 +KENTUCKY	L	69-59
F. 12 +GEORGIA	L	75-55
F. 15 +at Auburn	L	92-82
F. 19 +at LSU	L	92-81
F. 22 +ARKANSAS	L	73-69
F. 26 +TENNESSEE	L	75-68
M. 1 +at Missouri	L	85-66
M. 5 +at Georgia	L	66-45
M. 8 +SOUTH CAROLINA	L	74-62
M. 12 Vanderbilt*	W	82-68
M. 13 Ole Miss*	L	78-66
2014-15		
N. 14 WESTERN CAROLINA	W	66-56
N. 17 MISSISSIPPI VALLEY STATE	W	89-68
N. 22 UTAH STATE	W	71-63
N. 24 CLAYTON STATE	W	59-46
N. 28 vs. St. Louis	W	75-50
N. 29 vs. TCU	L	61-52
D. 6 at Tulane	L	59-54
D. 13 at Oregon State	L	59-49
D. 17 ARKANSAS STATE	L	69-54
D. 20 USC Upstate	L	53-51

+ - SEC Game  
\* - SEC Tournament

## MSU Under Rick Ray

	2014-15	Total
Leads at Halftime	4-0	23-5
Trails at Halftime	1-5	3-40
Is Tied at Halftime		3-1
Shoots 45% or better from the field	5-0	19-6
Shoots less than 45% from the field	0-5	9-40
Opp. shoots less than 45% from the field	4-3	23-16
Opp. shoots 45% or better from the field	1-1	6-30
Outrebounds (or ties) the opponent	5-1	19-10
Outrebounded by the opponent	0-4	10-36
More assists (or tied) than opponent	4-0	26-4
Fewer assists than opponent	1-5	3-42
Fewer (or ties) TOs than opponent	2-4	18-19
More TOs than opponent	3-1	11-27
Holds opponents to 65 points or less	4-4	19-11
In games decided by 10 points or less	2-4	13-18
All Games	5-5	29-46
Home Games	4-1	22-14
Road Games	0-2	1-23
Neutral-sites	1-2	6-8
Non-SEC Games	5-5	20-15
Non-SEC Home Games	4-1	16-3
Non-SEC Road Games	0-2	0-6
Non-SEC Neutral-site Games	1-2	4-6
SEC Games		7-29
SEC Home Games		6-12
SEC Road Games		1-17
SEC Tournament		2-2
November Games	5-1	11-6
December Games	0-4	6-9
January Games		7-9
February Games		0-16
March Games		4-6
Monday Games	2-0	2-2
Tuesday Games		5-1
Wednesday Games	0-1	5-17
Thursday Games		4-4
Friday Games	2-0	4-1
Saturday Games	1-4	7-19
Sunday Games		2-1
Overtime Games		3-1
Television Games	5-4	15-42
Games vs. Ranked Opponents		0-7

## Rick Ray vs. All Opponents

Alabama	0-3
Alabama A&M	0-1
Alcorn State	1-0
Arkansas	0-2
Arkansas State	0-1
Auburn	2-1
Central Arkansas	1-0
Clayton State	1-0
Florida	0-3
Florida Atlantic	1-0
Florida A&M	1-0
Florida Gulf Coast	1-0
Georgia	1-2
Jackson State	1-0
Kennesaw State	1-0
Kentucky	0-3
Loyola Chicago	1-1
LSU	0-3
Marquette	0-1
Maryland Eastern Shore	1-0
Mississippi Valley State	2-0
Missouri	0-2
New Orleans	1-0
North Carolina	0-1
Ole Miss	2-3
Oregon State	0-1
Prairie View A&M	1-0
Providence	0-1
Saint Louis	1-0
South Carolina	2-2
South Carolina Upstate	0-1
South Florida	1-0
Southeastern Louisiana	1-0
TCU	0-2
Tennessee	0-3
Texas	0-1
Troy	0-1
Texas A&M	1-2
Texas-San Antonio	1-0
Tulane	0-1
UNLV	0-1
Utah State	1-1
Vanderbilt	1-2
Western Carolina	1-0
TOTAL	29-46

MISSISSIPPI STATE BY THE NUMBERS

GAME-BY-GAME SPECIALTY STATS (MSU First)						GAME-BY-GAME LEAD/DEFICIT			
<u>Opponent</u>	<u>Bench</u>	<u>Paint</u>	<u>Off TO</u>	<u>2nd Chance</u>	<u>Fast Break</u>	<u>Opponent</u>	<u>Largest Lead</u>	<u>Largest Deficit</u>	<u>Final Score</u>
Western Carolina	12/5	16/16	15/15	7/16	0/4	Western Carolina	12 (59-47, 2nd)	6 (10-16, 1st)	W, 66-56
Mississippi Valley St.	12/30	50/28	26/26	13/6	12/10	Miss. Valley St.	33 (73-40, 2nd)	Never Trailed	W, 89-69
Utah State	14/7	30/18	11/12	14/9	4/6	Utah State	8 (71-63, 2nd)	7 (34-41, 2nd)	W, 71-63
Clayton State	14/9	38/26	16/12	7/15	12/4	Clayton State	20 (48-28, 2nd)	2 (0-2, 1st)	W, 59-46
St. Louis	14/25	24/24	8/13	6/6	17/0	St. Louis	29 (75-46, 2nd)	Never Trailed	W, 75-50
TCU	9/34	26/28	12/11	6/14	6/0	TCU	2 (19-17, 1st)	13 (21-34, 2nd)	L, 61-52
Tulane	8/14	26/26	11/8	12/9	2/8	Tulane	4 (18-14, 1st)	14 (34-41, 2nd)	L, 59-54
Oregon State	12/21	20/28	14/23	8/13	6/4	Oregon State	Never led	16 (37-41, 2nd)	L, 59-49
Arkansas State	40/4	28/24	9/8	12/6	6/2	Arkansas State	3 (15-12, 1st)	14 (55-69, 2nd)	L, 69-59
USC Upstate	4/17	22/24	6/14	15/7	2/8	USC Upstate	2 (35-33, 2nd)	8 (31-23, 2nd)	L, 53-51
Jacksonville						Jacksonville			
McNeese State						McNeese State			
Florida State						Florida State			
Tennessee						Tennessee			
Florida						Florida			
Texas A&M						Texas A&M			
Vanderbilt						Vanderbilt			
Auburn						Auburn			
Georgia						Georgia			
Ole Miss						Ole Miss			
LSU						LSU			
Tennessee						Tennessee			
Arkansas						Arkansas			
Alabama						Alabama			
Missouri						Missouri			
Ole Miss						Ole Miss			
Arkansas						Arkansas			
Kentucky						Kentucky			
South Carolina						South Carolina			
Vanderbilt						Vanderbilt			
Missouri						Missouri			

Mississippi State Scoring By The Half

Team	1st Half	2nd Half
Western Carolina	31	35
Mississippi Valley State	58	31
Utah State	34	37
Clayton State	29	30
St. Louis	37	38
TCU	21	31
Tulane	26	28
Oregon State	23	26
Arkansas State	27	28
USC Upstate	15	36
Jacksonville		
McNeese State		
Florida State		
Tennessee		
Florida		
Texas A&M		
Vanderbilt		
Auburn		
Georgia		
Ole Miss		
LSU		
Tennessee		
Arkansas		
Alabama		
Missouri		
Ole Miss		
Arkansas		
Kentucky		
South Carolina		
Vanderbilt		
Missouri		

Lowest First Half: 15, USC Upstate  
Highest First Half: 58, Mississippi Valley State  
Lowest Second Half: 26, Oregon State  
Highest Second Half: 38, St. Louis

Opponent Scoring By The Half

Team	1st Half	2nd Half
Western Carolina	30	26
Mississippi Valley State	34	34
Utah State	38	25
Clayton State	18	28
St. Louis	27	23
TCU	30	31
Tulane	28	31
Oregon State	30	29
Arkansas State	35	34
USC Upstate	22	31
Jacksonville		
McNeese State		
Florida State		
Tennessee		
Florida		
Texas A&M		
Vanderbilt		
Auburn		
Georgia		
Ole Miss		
LSU		
Tennessee		
Arkansas		
Alabama		
Missouri		
Ole Miss		
Arkansas		
Kentucky		
South Carolina		
Vanderbilt		
Missouri		

Lowest First Half: 18, Clayton State  
Highest First Half: 38, Utah State  
Lowest Second Half: 23, St. Louis  
Highest Second Half: 34, MVSU, Arkansas State



## MISSISSIPPI STATE BY THE NUMBERS

## MSU'S 2014-15 RECORD WHEN . . .

Leads at Halftime	4-0
Trails at Halftime	1-5
Is Tied at Halftime	0-0
Shoots 45% or better from the field	4-0
Shoots less than 45% from the field	1-5
Opp. shoots less than 45% from the field	5-3
Opp. shoots 45% or better from the field	0-2
Outrebounds (or ties) the opponent	5-1
Outrebounded by the opponent	0-4
More Assists (or ties) than the opponent	4-0
Fewer Assists than the opponent	1-5
Fewer (or ties) TOs than opponent	2-3
More TOs than opponent	3-2
Holds opponents to 65 points or less	4-4
In games decided by 10 points or less	2-4

## MSU'S 2014-15 RECORD IN . . .

All Games	5-5
Home Games	4-1
Road Games	0-2
Neutral-sites	1-2
Non-SEC Games	5-5
Non-SEC Home Games	4-1
Non-SEC Road Games	0-2
Non-SEC Neutral-site Games	1-2
SEC Games	0-0
SEC Home Games	0-0
SEC Road Games	0-0
SEC Tournament	0-0
November Games	5-1
December Games	0-4
January Games	0-0
February Games	0-0
March Games	0-0
Monday Games	2-0
Tuesday Games	0-0
Wednesday Games	0-1
Thursday Games	0-0
Friday Games	2-0
Saturday Games	1-4
Sunday Games	0-0
Overtime Games	0-0
Television Games	5-4
Games vs. Ranked Opponents	0-0

## MISC. 2014-15 TEAM STATS

## Largest Lead Surrendered in Loss:

4, Tulane (12-6-14)

## Largest Deficit Overcome in Win:

7, Utah State (11-22-14)

## Largest Lead at Anytime:

33, Mississippi Valley State (11-17-14)

## Largest Deficit Anytime:

16, Oregon State (12-13-14)

## MISCELLANEOUS MSU INDIVIDUAL STATISTICS

Games Scoring in Double Figures:	Johnson 7, Ware 7, Thomas 6, Bloodman 3, Daniels 3, Ndoye
Games Scoring 20-plus Points:	Roquez Johnson 2, Travis Daniels
Games Scoring 30-plus Points:	
Games Rebounding in Double Figures:	Ware
Games With Double Figures in Assists:	
Games With Double-Doubles:	Ware
Games With Triple-Doubles:	
Games As Team High Scorer (or co-leader):	Johnson 6, Thomas 3, Daniels 2
Games As Team High Rebounder (or co-leader):	Ware 3, Daniels 3, Johnson 3, Ndoye, Thomas
Games As Team Leader in Assists (or co-leader):	Bloodman 8, Ready 4, Daniels, Johnson, Houston, Ndoye, Thomas
Games As Team Leader in Steals (or co-leader):	Bloodman 4, Thomas 4, Johnson 3, Ndoye 2, Ready 2, Houston 2, Black, Daniels, Houston, Ware
Games As Team Leader in Blocks (or co-leader):	Ware 8, Daniels 2, Ndoye 2, Thomas 2, Black, Houston, Bloodman
Games As Team Leader in Turnovers (or co-leader):	Bloodman 5, Thomas 3, Houston 2, Johnson 2, Daniels 2, Ware 2, Sword, Ready, Ndoye

## MSU'S RECORD BY STARTING LINEUP

Bloodman, Thomas, Daniels, Ware, Johnson	5-2
Bloodman, Thomas, Daniels, Ware, Sword	0-2
Bloodman, Thomas, Reday, Johnson, Ndoye	0-1

## GAME-BY-GAME STARTERS

Opponent	Date	Guard	Guard	Guard	Forward	Forward	Record
Western Carolina	11-14-14	Bloodman	Thomas	Daniels	Ware	Johnson	1-0
Miss. Valley State	11-17-14	Bloodman	Thomas	Daniels	Ware	Johnson	2-0
Utah State	11-22-14	Bloodman	Thomas	Daniels	Ware	Johnson	3-0
Clayton State	11-24-14	Bloodman	Thomas	Daniels	Ware	Johnson	4-0
St. Louis	11/28/14	Bloodman	Thomas	Daniels	Ware	Johnson	5-0
TCU/Bradley	11/29/14	Bloodman	Thomas	Daniels	Ware	Johnson	5-1
Tulane	12-06-14	Bloodman	Thomas	Daniels	Ware	Johnson	5-2
Oregon State	12-13-14	Bloodman	Thomas	Sword	Ware	Daniels	5-3
Arkansas State	12-17-14	Bloodman	Thomas	Sword	Ware	Daniels	5-4
USC Upstate	12-20-14	Bloodman	Thomas	Ready	Ndoye	Johnson	5-5
Jacksonville	12-23-14						
McNeese State	12-30-14						
Florida State	01-02-15						
Tennessee	01-07-15						
Florida	01-10-15						
Texas A&M	01-13-15						
Vanderbilt	01-17-15						
Auburn	01-21-15						
Georgia	01-24-15						
Ole Miss	01-28-15						
LSU	01-31-15						
Tennessee	02-03-15						
Arkansas	02-07-15						
Alabama	02-10-15						
Missouri	02-14-15						
Ole Miss	02-19-15						
Arkansas	02-21-15						
Kentucky	02-25-15						
South Carolina	02-28-15						
Vanderbilt	03-04-15						
Missouri	03-07-15						

## 2014-15 Win-Loss Differential

Diff.	1	2	3	4	5	6	7	8	9	10	11	12	13	14	15	16	17	18	19	20	21	22	23	24	25+
Won								1		1			1							1					1
Lost		1			1				1	1				1											

## MISSISSIPPI STATE BY THE NUMBERS

## Mississippi State In Overtime Games

This Season	0-0
Overall Overtime Record	60-49
Home Overtime Record	34-21
Road Overtime Record	18-20
Neutral Site Overtime Record	8-8
Humphrey Coliseum Overtime Record	25-16
SEC Tournament Overtime Record	2-5
Double Overtime Record	6-5
Four Overtime Record	0-2
Postseason Overtime Record	1-0
Last OT Played (10T)	vs. Texas A&M (W, 81-72, 1/18/14)
Last Double OT	vs. UMass (L, 101-96, 3/13/12)
Last Triple OT	vs. Alabama (L, 79-78, 2/27/11)
Last Four OT	vs. Ole Miss (W, 104-102, 1/24/90)

## Mississippi State Coaches In Overtime Games

Babe McCarthy	6-5
Home Overtime Record	2-2
Road Overtime Record	2-2
Neutral Site Overtime Record	2-1
Joe Dan Gold	5-3
Home Overtime Record	3-3
Road Overtime Record	1-0
Neutral Site Overtime Record	1-0
Kermit Davis	8-6
Home Overtime Record	5-3
Road Overtime Record	3-3
Ron Greene	2-0
Home Overtime Record	2-0
Jim Hatfield	3-3
Home Overtime Record	3-2
Road Overtime Record	0-1
Bob Boyd	3-4
Home Overtime Record	2-1
Road Overtime Record	1-2
Neutral Site Overtime Record	0-1
Richard Williams	15-11
Home Overtime Record	7-3
Road Overtime Record	5-5
Neutral Site Overtime Record	3-3
Rick Stansbury	15-16
Home Overtime Record	7-6
Road Overtime Record	6-7
Neutral Site Overtime Record	2-3
Rick Ray	3-1
Home Overtime Record	3-1

## OVERTIME FOES

TEAM	RECORD	TEAM	RECORD
Alabama	6-6	Morehead State	1-0
Alaska-Fairbanks	1-0	Northeastern Louisiana	0-1
Arkansas	2-1	Northwestern State	0-1
Auburn	6-4	Oklahoma	1-0
Baylor	1-0	Ole Miss	6-3
BYU	0-1	Old Dominion	0-1
California	0-1	San Diego	0-1
Drake	1-0	Santa Clara	2-0
Florida	0-3	Southern Mississippi	1-0
Florida State	1-0	Southwestern Louisiana	1-0
Georgia	3-3	South Alabama	1-0
Georgia Tech	1-0	South Carolina	3-0
Houston	0-1	Tennessee	6-2
Idaho	0-1	Texas	1-0
Kentucky	4-5	Texas A&M	1-1
Loyola	1-0	Troy	2-0
LSU	3-4	Tulane	0-1
Memphis State	1-0	UAB	0-1
Missouri-Kansas City	0-1	UMass	0-1
Montana	1-0	Vanderbilt	2-5

## MSU Season and Career Totals

	2014-15	Career
<b>Double-Figure Scoring</b>		
Gavin Ware	7 (5-2)	33 (16-17)
Trivante Bloodman	3 (2-1)	17 (6-11)
Roquez Johnson	7 (4-3)	37 (20-17)
Craig Sword		37 (18-19)
Fred Thomas	6 (4-2)	31 (15-16)
I.J. Ready		6 (3-3)
Travis Daniels	3 (2-1)	3 (2-1)
Fallou Ndoeye	1 (0-1)	1 (0-1)

## 20-Plus Point Games

Gavin Ware	4 (4-0)
Craig Sword	6 (3-3)
Colin Borchert	4 (3-1)
Fred Thomas	1 (1-0)
Roquez Johnson	2 (1-1)
Travis Daniels	1 (1-0)

## 30-Plus Point Games

Craig Sword	1 (0-1)
-------------	---------

## 10-Plus Rebound Games

Gavin Ware	1 (1-0)	12 (9-3)
Roquez Johnson		1 (1-0)

## Double-Doubles

Gavin Ware	1 (1-0)	10 (7-3)
Roquez Johnson		1 (1-0)

## 3-Plus 3-Point Games

Fred Thomas	4 (2-2)	14 (7-7)
I.J. Ready		2 (0-2)
Travis Daniels	1 (1-0)	1 (1-0)

## 10-Plus 3-Point Attempt Games

Thomas	1 (0-1)
--------	---------

## 3-Plus Steal Games

I.J. Ready		6 (3-3)
Fred Thomas	1 (0-1)	14 (8-6)
Craig Sword		14 (6-8)
Roquez Johnson		1 (0-1)
Trivante Bloodman	1 (1-0)	5 (3-2)
Gavin Ware		1 (1-0)

## 5-Plus Block Games

Ware	1 (0-1)
------	---------

## 5-Plus Made Free Throws

Trivante Bloodman	3 (3-0)	15 (10-5)
Roquez Johnson	2 (1-1)	15 (9-7)
Craig Sword		13 (8-5)
Fred Thomas	4 (3-1)	9 (5-4)
Gavin Ware	3 (2-1)	9 (5-3)
Travis Daniels	2 (1-1)	2 (1-1)
Maurice Dunlap	1 (1-0)	1 (1-0)

Note: Record in games in ()



# THE LAST TIME . . .

## THE LAST TIME AN MSU PLAYER ...

### Scored 30 or more points in a game:

32, Ravern Johnson vs. Tenn. St. (11-12-10)

### Scored 33 or more points in a game:

33, Craig Sword at LSU (2-19-14)

### Scored 34 or more points in a game:

34, Arnett Moultrie vs. UMass (3-13-12)

### Scored 35 or more points in a game:

36, Jeff Malone at Ole Miss (2-19-83)

### Scored 37 or more points in a game:

39, Jeff Malone vs. Alabama (1-31-83)

### Scored 40 or more points in a game:

40, Rickey Brown vs. Auburn (3-7-77)

### Scored 20+ points in back-to-back games:

Craig Sword (24 vs. Loyola 12-01-13;

24 vs. TCU (12-05-13)

### Scored 20+ points in three-consecutive games:

Craig Sword (24 vs. Loyola, 12-01-13; 24 vs.

TCU, 12-05-13; 22 vs. SELA, 12-13-13)

### Scored 20+ points in five-consecutive games:

Jeff Malone, 1982-83 (11 consecutive)

### Scored 30+ points in back-to-back games:

Jeff Malone (36 at Ole Miss & 30 vs.

Georgia, 1982-83)

### Scored 30+ points in three-consecutive games:

Jeff Malone (33 at LSU; 36 at Ole Miss &

30 vs. Georgia, 1982-83)

### Made 10 field goals in a game:

10, Gavin Ware vs. Maryland ES (1-2-14)

### Made 11 field goals in a game:

11, Craig Sword at LSU (2-19-14)

### Made 12 field goals in a game:

12, Arnett Moultrie vs. UMass (3-13-12)

### Made 13 field goals in a game:

13, Horatio Webster vs. SW Missouri St.

(11-23-97)

### Made 14 field goals in a game:

14, Cameron Burns at Georgia (1-17-90)

### Made 15 or more field goals in a game:

16, Raymond Brown vs. Florida (3-2-85)

### Attempted 20 field goals in a game:

20, Ravern Johnson vs. St. Mary's (12-29-10)

### Attempted 21 or more field goals in a game:

21, Dee Bost vs. Kentucky (2-16-10)

### Attempted 23 or more field goals in a game:

23, Arnett Moultrie vs. UMass (3-13-12)

### Attempted 25 field goals in a game:

25, Chuck Evans at Alabama (3-6-93)

### Attempted 26 field goals in a game:

26, Tony Watts at Ole Miss (2-22-92)

### Attempted 27 or more field goals in a game:

28, Jeff Malone vs. Vanderbilt (1-8-83)

### Made six 3-pointers in a game:

6, Dee Bost vs. Old Dominion (11-28-09)

### Made seven 3-pointers in a game:

7, Dee Bost vs. Troy (12-10-11)

### Made eight or more 3-pointers in a game:

8, Winsome Frazier vs. UMKC (11-23-04)

### Attempted 11 3-pointers in a game:

11, Dee Bost vs. Detroit (12-17-11)

### Attempted 12 3-pointers in a game:

12, Ravern Johnson vs. ETSU (12-11-10)

### Attempted 13 or more 3-pointers in a game:

13, Dee Bost vs. Troy (12-10-11)

### Attempted 16 or more 3-pointers in a game:

17, Darryl Wilson vs. Alabama (3-4-95)

### Made 14 or more free throws in a game:

14, Trivante Bloodman vs. Auburn (2-15-14)

### Made 15 or more free throws in a game:

15, Craig Sword vs. Ole Miss (1-11-14)

### Attempted 17 free throws in a game:

17, Jarvis Varnado at Houston (12-19-09)

### Attempted 18 free throws in a game:

18, Craig Sword vs. Ole Miss (1-11-14)

### Attempted 19 free throws in a game:

19, Carl Nichols vs. SE La. (12-1-88)

### Had 16 rebounds in a game:

16, Gavin Ware vs. Maryland ES (1-2-14)

### Had 17 rebounds in a game:

17, Jarvis Varnado at San Diego (12-31-09)

### Had 18 or more rebounds in a game:

21, Wesley Morgan vs. SE La. (11-28-05)

### Had 22 or more rebounds in a game:

23, Rickey Brown vs. Vanderbilt (12-6-79)

### Had 24 or more rebounds in a game:

24, Wiley Peck vs. Alabama (1-27-79)

### Had 10 or more offensive rebounds in a game:

11, Arnett Moultrie vs. Northwestern State

(12-22-11)

### Had 10 or more defensive rebounds in a game:

11, Gavin Ware vs. Maryland ES (1-2-14)

### Had 13 or more defensive rebounds in a game:

13, Colin Borchert (3-9-13)

### Had 15 or more defensive rebounds in a game:

15, Jarvis Varnado at San Diego (12-31-09)

### Had 10 assists in a game:

10, Dee Bost vs. LSU (1-25-11)

### Had 11 assists in a game:

11, Dee Bost vs. Vanderbilt (3-11-11)

### Had 13 assists in a game:

13, Dee Bost vs. Ole Miss (2-9-12)

### Had 14 assists in a game:

14, Gary Ervin vs. Florida A&M (12-20-04)

### Had 15 or more assists in a game:

16, Chuck Evans at UMKC (2-23-93)

### Had 10 or more turnovers in a game:

10, Charles Rhodes vs. Nicholls (11-11-06)

### Had five or more blocks in a game:

5, Gavin Ware at Loyola (12-15-12)

### Had seven blocks in a game:

7, Jarvis Varnado at LSU (2-20-10)

### Had eight blocks in a game:

8, Jarvis Varnado vs. Alabama (2-24-10)

### Had nine blocks in a game:

9, Jarvis Varnado at Vanderbilt (2-3-10)

### Had 10 blocks in a game:

10, Jarvis Varnado vs. Arkansas (1-14-10)

### Had 10+ blocks in two consecutive games:

Jarvis Varnado (10 vs. Georgia & 10 vs.

Kentucky, 2007-08)

### Had five steals in a game:

5, Fred Thomas vs. Clayton State (11-24-14)

### Had six or more steals in a game:

7, Craig Sword vs. Ole Miss (1-11-14)

## LAST TIME AN MSU TEAM...

### Scored 100 or more points:

106 vs. Troy (12-10-11)

### Scored 100 or more points in an SEC game:

105 vs. Auburn (3-2-04)

### Allowed 100 or more points in an SEC game:

115 at Arkansas (2-20-93)

### Allowed 100 or more points in non-SEC play:

101 vs. UMass (3-13-12)

### Was held to 52 points or less:

51 vs. USC Upstate (12-20-14)

### Was held to 50 points:

50 vs. Alabama (2-25-12)

### Was held to 49 points or less:

49 vs. Oregon State (12-13-14)

### Was held to 45 points or less:

45 at Georgia (3-5-14)

### Was held to 40 points or less:

36 vs. Missouri (2-13-13)

### Was held to 35 points or less:

31 vs. Vanderbilt (2-23-13)

### Held opponent to 59 points or less:

59 vs. Oregon State (12-13-14)

### Held opponent to 56 points or less:

56 vs. Western Carolina (11-14-14)

### Held opponent to 55 points or less:

53 vs. USC Upstate (12-20-14)

### Held opponent to 50 points or less:

50 vs. St. Louis (11-28-14)

### Held opponent to 45 points or less:

45 vs. MVSU (12-28-09)

### Held opponent to 42 points or less:

42 vs. Texas-San Antonio (12-4-12)

### Held opponent to 39 points or less:

39 at LSU (1-9-08)

### Shot 50 percent or better from the field:

.500 [26-52] at LSU (2-19-14)

### Shot 55 percent or better from the field:

.556 [30-55] vs. St. Louis (11-28-14)

### Shot 60 percent or better from the field:

.604 [29-48] vs. Auburn (2-4-12)

### Shot 65 percent or better from the field:

.660 [35-53] vs. Western Kentucky (1-5-09)

### Was held to less than 35 percent from the field:

.323 [21-65] vs. Arkansas State (12-17-14)

### Was held to less than 30 percent from the field:

.283 [17-60] vs. North Carolina (11-19-12)

### Was held to less than 25 percent from the field:

.175 [7-40] vs. Vanderbilt (2-23-13)

### Held opp. to 35 percent or less from the field:

.346 [18-52] vs. Clayton State (11-24-14)

### Held opp. to 30 percent or less from the field:

.273 [15-55] vs. Texas-San Antonio (12-4-12)

### Opponent shot 50 percent or better:

.522 [24-46] Arkansas State (12-17-14)

### Opponent shot 60 percent or better:

.623 [33-53] Missouri (3-1-14)

### Made 35 or more field goals:

35 vs. Mississippi Valley State (11-19-13)

### Made 40 or more field goals:

40 vs. Troy (12-10-11)

### Attempted 70 or more shots from the field:

71 vs. Troy (12-10-11)

### Attempted 80 or more shots from the field:

80 at Alabama (2-21-09)

### Attempted just 40 shots from the field:

40 vs. Vanderbilt (2-23-13)

### Attempted 39 or fewer shots from the field:

37 vs. Western Carolina (11-14-14)

### Made 10 or more 3-pointers:

10 at Missouri (3-1-14)

### Made 12 3-pointers:

12 vs. Auburn (2-4-12)

### Made 15 3-pointers:

15 vs. North Carolina A&T (12-12-10)

### Made 16 3-pointers:

16 vs. Troy (12-10-11)

### Did not make a 3-pointer:

[0-7] at Clayton State (11-24-14)

### Made just one 3-pointer:

vs. Kentucky (2-8-14)

### Made just two 3-pointers:

vs. USC Upstate (12-20-14)

### Attempted 10 3-pointers or less:

10 vs. TCU (11-29-14)

### Attempted six 3-pointers or less:

6 at Ole Miss (1-29-03)

### Attempted 25 3-pointers:

25 vs. Georgia (2-14-12)

### Attempted 26 3-pointers:

26 vs. South Carolina (3-5-11)

### Attempted 27 or more 3-pointers:

29 vs. Ole Miss (1-18-12)

### Attempted 30 or more 3-pointers:

31 vs. Troy (12-10-11)

### Attempted 35 or more 3-pointers:

35 vs. Kentucky (2-16-10)

### Made 31 or more free throws:

31 vs. Auburn (1-22-14)

### Made 40 or more free throws:

41 vs. LSU (2-11-09)

### Made 50 or more free throws:

52 vs. LSU (2-11-09)

### Made fewer than five free throws:

4 at Vanderbilt (2-1-14)

### Made fewer than four free throws:

3 vs. Baylor (12-28-11)

### Made only 1 free throw:

1 vs. Florida (1-30-14)

# THE LAST TIME (CONTINUED) . . .

**Attempted 30 or more free throws:**

32 vs. MVSU (11-17-14)

**Attempted 35 or more free throws:**

37 vs. Western Kentucky (11-14-14)

**Attempted 40 or more free throws:**

43 vs. Auburn (1-22-14)

**Attempted 45 or more free throws:**

45 vs. Florida A&amp;M (12-17-13)

**Attempted fewer than 10 free throws:**

6 vs. Florida (1-30-14)

**Had 50 or more rebounds:**

51 vs. Prairie View (11-8-13)

**Had 55 or more rebounds:**

58 vs. Troy (12-10-05)

**Had 59 or more rebounds:**

59 at Houston (12-19-09)

**Had fewer than 25 rebounds:**

23 vs. Utah State (11-23-13)

**Had 20 or fewer rebounds:**

20 vs. Florida (1-26-13)

**Had 20 or more assists:**

20 vs. Louisiana-Monroe (11-21-11)

**Had 21 or more assists:**

21 vs. Auburn (2-4-12)

**Had 25 or more assists:**

25 vs. St. Bonaventure (12-05-09)

**Had 30 or more assists:**

30 vs. Troy (12-10-11)

**Had 5 Assists:**

5, Clayton State (11-24-14)

**Had Fewer Than 5 Assists:**

4, Arkansas State (12-17-14)

**Had 20 or more turnovers:**

20 vs. South Carolina (3-6-13)

**Had 21 or more turnovers:**

21 at Auburn (2-15-14)

**Had 22 or more turnovers:**

23 vs. Alabama (2-20-13)

**Had 25 turnovers:**

26 vs. Mississippi Valley State (11-17-14)

**Had 29 or more turnovers:**

29 at Arkansas (1-23-13)

**Had 30 or more turnovers:**

31 at Kentucky (1-7-97)

**Had 34 or more turnovers:**

34 at Evansville (12-17-75)

**Had fewer than 10 turnovers:**

9 vs. Arkansas State (12-17-14)

**Had five or fewer turnovers:**

5 vs. Florida Atlantic (11-30-10)

**Forced 25 or more turnovers**

26 vs. Kennesaw State (11-14-13)

**Had 10 blocked shots:**

10 vs. Tennessee (1-12-12)

**Had 11 blocked shots:**

11 at Alabama (2-21-09)

**Had 12 blocked shots:**

12 vs. Troy (11-26-10)

**Had 13 blocked shots:**

13 vs. Arkansas (1-14-10)

**Had 14 blocked shots:**

14 vs. Texas-Pan American (11-24-09)

**Had 16 blocked shots:**

16 vs. Georgia (1-12-08)

**Had 10 steals:**

10 vs. TCU (11-29-14)

**Had 11 steals:**

11 at Clayton State (11-24-14)

**Had 12 steals:**

12 vs. Florida A&amp;M (12-17-13)

**Had 13 or more steals:**

14 vs. South Carolina (1-9-13)

**Had 15 or more steals:**

15 vs. Florida Gulf Coast (12-19-13)

**Had 17 or more steals:**

17 vs. Florida Atlantic (11-13-12)

**Had 20 or more steals:**

20 vs. Nicholls State (11-17-01)

**Had 1 steal or less:**

1 vs. Vanderbilt (3-11-11)

**CHARTING THE BULLDOGS****Dunks**

Gavin Ware	9
Roquez Johnson	8
Fred Thomas	1
Demetrius Houston	1
Fallou Ndoe	4
Travis Daniels	1

**Charges Drawn**

Gavin Ware	1
Fallou Ndoe	1
Roquez Johnson	1

**Point Distribution (%)**

Senior	196 (31.6 percent)
Junior	296 (47.7 percent)
Sophomore	42 (6.7 percent)
Freshman	87 (14.0 percent)

**TOTAL: 621****First Sub**

Fallou Ndoe	8
Demetrius Houston	4
Oliver Black	2
Maurice Dunlap	3
Ready	3
Craig Sword	1
Roquez Johnson	1
Gavin Ware	1
Travis Daniels	1

**Scored First Points**

Trivante Bloodman	1
Travis Daniels	3
Roquez Johnson	3
Fred Thomas	2
Gavin Ware	1

**How First Points Were Scored**

3-pointer	2
Jumper	4
Layup	3
Dunk	
Free Throw	1

**Final Three Minutes From FT Line**

Trivante Bloodman	12-15
Gavin Ware	4-5
Demetrius Houston	3-5
I.J. Ready	2-3
Fred Thomas	2-2
Maurice Dunlap	1-2
Oliver Black	1-2
Craig Sword	0-2
Roquez Johnson	4-6

**TOTAL 29-42 (.690)****DIFFERENCE BETWEEN WINNING AND LOSING**

Wins	Stat	Losses
72.0	Points	52.2
56.6	Opp. Points	60.2
+15.4	Scoring Margin	-8.0
49.4%	FG%	35.8
36.8%	Opp. FG%	43.8
31.7%	3FG%	19.2
30.0%	Opp. 3FG%	27.7
74.2%	FT%	70.0
56.2%	Opp. FT%	57.3
41.2	Rebounds	34.2
25.4	Opp. Rebounds	35.2
+15.8	Rebound Margin	-1.0
11.4	Assists	5.6
15.8	Turnovers	13.6
-3.2	Turnover Margin	-1.2
6.6	Steals	6.8
4.4	Blocks	2.0

**BULLDOGS IN SEC**

CATEGORY	RANK
Scoring offense	14
Scoring defense	4
FG %	13
FG % defense	8
3PT FG%	14
3PT FG% defense	3
FT%	4
Rebounds	6
Rebounds allowed	1
Rebound margin	3
Assists	14
Blocked shots	11
Steals	12
Turnover margin	14
Assist/Turnover ratio	14



## 0 MARUICE DUNLAP



Freshman | Guard

6-2 | 175

Greenwood, MS

Amanda Elzy HS

## Season Highs

**Points:** 6, Western Carolina, 11-14-14  
**FGM:** 2, twice, last vs. Clayton State, 11-24-14  
**FGA:** 5, MVSU, 11-17-14  
**3FGM:** 2, Western Carolina, 11-14-14  
**3FGA:** 4, Western Carolina, 11-14-14  
**FTM:** 5, MVSU, 11-17-14  
**FTA:** 6, MVSU, 11-17-14  
**Rebounds:** 2, MVSU, 11-17-14  
**Assists:** 1, MVSU, 11-17-14  
**Blocks:** --  
**Steals:** 1, twice, last vs. Clayton State, 11-24-14  
**Minutes:** 16, MVSU, 11-17-14

## Dunlap's Notes . . .

✓ Scored 6 points and grabbed a rebound vs. Western Carolina in his Bulldog debut.

✓ Made five free throws and tallied two rebounds, an assist and a steal vs. MVSU.

✓ Added 4 points and a steal vs. Clayton State.

✓ Made a three-pointer in 15 minutes of action vs. Arkansas State.

✓ Fractured wrist in practice on Dec. 18 and missed USC Upstate game. Expected to be out two weeks.

## 2013-14 Game-By-Game

Opponent	MIN	FG	Pct.	3FG	Pct.	FT	Pct.	O-D-R	PF	A	TO	B	S	PTS
N14 Western Carolina	15	2-4	.500	2-4	.500	0-0	.000	0-1-1	3	0	0	0	0	6
N17 Mississippi Valley State	16	0-5	.000	0-2	.000	5-6	.833	1-1-2	1	1	3	0	1	5
N22 Utah State	7	0-1	.000	0-1	.000	0-0	.000	0-0-0	1	0	0	0	0	0
N24 Clayton State	12	2-4	.500	0-1	.000	0-0	.000	0-0-0	2	0	0	0	1	4
N28 St. Louis	5	1-4	.250	0-3	.000	0-0	.000	0-1-1	1	0	0	0	0	2
N29 TCU	1	0-0	.000	0-0	.000	0-0	.000	0-0-0	0	0	0	0	0	0
D6 Tulane	-DNP-													
D13 Oregon State	-DNP-													
D17 Arkansas State	15	1-4	.250	1-3	.333	0-0	.000	0-0-0	3	0	0	0	0	3
D20 USC Upstate	-DNP-													
D23 Jacksonville														
D30 McNeese State														
J2 Florida State														
J7 Tennessee														
J10 Florida														
J13 Texas A&M														
J17 Vanderbilt														
J21 Auburn														
J24 Georgia														
J28 Ole Miss														
J31 LSU														
F3 Tennessee														
F7 Arkansas														
F10 Alabama														
F14 Missouri														
F19 Ole Miss														
F21 Arkansas														
F25 Kentucky														
F28 South Carolina														
M4 Vanderbilt														
M7 Missouri														
M11 SEC Tournament														

## CAREER STATS FOR MAURICE DUNLAP

Year	GP-GS	Min/Avg	FG-FGA	Pct	3FM-3GA	Pct	FT-FTA	Pct	Rebs	PF-D	Ast	TO	Blk	Stl	Pts/Avg
2014-15	7-0	71/10.1	6-22	.273	3-14	.214	5-6	.833	4-0.6	11-0	1	3	0	2	20/2.9

## 1 FRED THOMAS



Junior | Guard

6-5 | 206

Jackson, MS

Jim Hill HS

## Season Highs

**Points:** 17, MVSU, 11-17-14  
**FGM:** 5, TCU, 11-29-2014  
**FGA:** 12, twice, last vs. Tulane, 12-6-14  
**3FGM:** 3, four times, last vs. Oregon State, 12-13-14  
**3FGA:** 8, Oregon State, 12-13-14  
**FTM:** 6, MVSU, 11-17-14  
**FTA:** 9, Utah State, 11-22-14  
**Rebounds:** 9, Oregon State, 12-13-14  
**Assists:** 2, 3 times, last vs. USC Up., 12-20-14  
**Blocks:** 2, MVSU, 11-17-14  
**Steals:** 5, Clayton State, 11-24-14  
**Minutes:** 34, USC Upstate, 12-20-14

## Career Highs

**Points:** 21, South Carolina, 3-13-13  
**FGM:** 7, twice, last vs. Missouri, 3-1-14  
**FGA:** 15, Marquette, 11-20-12  
**3FGM:** 4, six times, last vs. Missouri, 3-1-14  
**3FGA:** 10, twice, last vs. Providence, 12-1-12  
**FTM:** 8, Florida, 1-26-13  
**FTA:** 9, twice, last vs. Utah State, 11-22-14  
**Rebounds:** 9, Oregon State, 12-13-14  
**Assists:** 4, twice, last vs. USC, 3-6-13  
**Blocks:** 3, four times, last vs. Auburn, 1-22-14  
**Steals:** 7, Florida, 1-26-13  
**Minutes:** 41, Texas A&M, 1-18-14

## 2013-14 Game-By-Game

Opponent	MIN	FG	Pct.	3FG	Pct.	FT	Pct.	O-D-R	PF	A	TO	B	S	PTS
N14 Western Carolina	32	4-10	.400	2-5	.400	5-5	1.000	1-5-6	2	0	3	1	0	15
N17 Mississippi Valley State	30	4-7	.571	3-4	.750	6-8	.750	0-6-6	2	2	6	2	0	17
N22 Utah State	32	4-12	.333	2-5	.400	5-9	.556	1-2-3	2	1	1	0	1	15
N24 Clayton State	25	2-6	.333	0-2	.000	1-1	1.000	0-2-2	3	0	2	1	5	5
N28 St. Louis	21	4-6	.667	3-5	.600	3-3	1.000	0-3-3	2	2	1	0	0	14
N29 TCU	26	5-10	.500	3-6	.500	1-2	.500	1-3-4	3	0	0	1	3	14
D6 Tulane	32	3-12	.250	2-6	.333	0-0	.000	1-4-5	3	1	1	0	3	8
D13 Oregon State	29	4-11	.364	3-8	.375	5-5	1.000	2-7-9	3	1	1	0	0	16
D17 Arkansas State	27	2-9	.222	0-4	.000	0-0	.000	0-3-3	1	0	1	0	0	4
D20 USC Upstate	34	3-9	.333	1-7	.143	0-0	.000	0-8-8	2	2	1	1	2	7
D23 Jacksonville														
D30 McNeese State														
J2 Florida State														
J7 Tennessee														
J10 Florida														
J13 Texas A&M														
J17 Vanderbilt														
J21 Auburn														
J24 Georgia														
J28 Ole Miss														
J31 LSU														
F3 Tennessee														
F7 Arkansas														
F10 Alabama														
F14 Missouri														
F19 Ole Miss														
F21 Arkansas														
F25 Kentucky														
F28 South Carolina														
M4 Vanderbilt														
M7 Missouri														
M11 SEC Tournament														

## Thomas' Notes . . .

- ✓ Tallied 15 points and six rebounds in season opener vs. Western Carolina.
- ✓ Added 17 points and six boards against MVSU.
- ✓ Recorded 15 points and three boards vs. Utah State.
- ✓ Tallied a season-high 5 steals vs. Clayton State.
- ✓ Scored 14 points vs. St. Louis and TCU, earning all-tournament honors in the Corpus Christi Coastal Classic.
- ✓ Added 16 points and a career-high 9 rebounds vs. Oregon State.

## CAREER STATS FOR FRED THOMAS

Year	GP-GS	Min/Avg	FG-FGA	Pct	3FM-3GA	Pct	FT-FTA	Pct	Rebs	PF-D	Asst	TO	Blk	Stl	Pts/Avg
2012-13	32-19	917/28.7	103-314	.328	41-172	.238	62-78	.195	112-3.5	45-1	43	49	27	56	309/9.7
2013-14	31-23	927/29.9	99-259	.382	46-144	.319	45-72	.625	91-2.9	56-0	44	40	23	31	289/9.3
2014-15	10-10	288/28.8	35-92	.380	19-52	.365	26-33	.788	49-4.9	23-0	9	17	6	14	115/11.5
TOTAL	73-52	2132/29.2	237-665	.356	106-368	.288	133-183	.727	252-3.5	124-1	96	106	56	101	713/9.8



## 2 DEMETRIUS HOUSTON



Freshman | Guard

6-7 | 210

Montgomery, AL

G.W. Carver HS

## Season Highs

**Points:** 5, Arkansas State, 12-17-14  
**FGM:** 2, three times, last vs. Arkansas State, 12-17-14  
**FGA:** 6, MVSU, 11-17-14  
**3FGM:** 1, Utah State, 11-22-14  
**3FGA:** 3, Utah State, 11-22-14  
**FTM:** 3, Western Carolina, 11-14-14  
**FTA:** 5, Western Carolina, 11-14-14  
**Rebounds:** 7, twice, last vs. MVSU, 11-17-14  
**Assists:** 1, three times, last vs. Arkansas State, 12-17-14  
**Blocks:** 1, twice, last vs. Arkansas State, 12-17-14  
**Steals:** 2, Arkansas State, 12-17-14  
**Minutes:** 22, Western Carolina 11-14-14

## Houston's Notes . . .

✓ Scored 3 points and grabbed 7 rebounds vs. Western Carolina in his Bulldog debut.

✓ Tallied 4 points, 7 rebounds and a steal vs. MVSU.

✓ Recorded 4 points, 3 rebounds and his first-career block vs. St. Louis.

✓ Finished with 3 points, 3 rebounds and a steal vs. TCU.

✓ Did not play at Oregon State after suffering a concussion. Returned to action against Arkansas State, scoring 5 points and grabbing 5 rebounds.

✓ Missed USC Upstate due to more concussion symptoms.

## 2013-14 Game-By-Game

Opponent	MIN	FG	Pct.	3FG	Pct.	FT	Pct.	O-D-R	PF	A	TO	B	S	PTS
N14 Western Carolina	22	0-4	.000	0-0	.000	3-5	.600	2-5-7	3	0	1	0	0	3
N17 Mississippi Valley State	20	2-6	.333	0-2	.000	0-0	.000	0-7-7	1	0	2	0	1	4
N22 Utah State	10	1-5	.200	1-3	.333	0-0	.000	0-3-3	0	1	4	0	0	3
N24 Clayton State	19	0-5	.000	0-0	.000	0-0	.000	2-3-5	3	0	2	0	0	0
N28 St. Louis	12	2-5	.400	0-1	.000	0-0	.000	1-2-3	0	1	0	1	1	4
N29 TCU	16	1-3	.333	0-1	.000	1-2	.500	0-3-3	0	0	1	0	1	3
D6 Tulane	6	0-1	.000	0-1	.000	0-0	.000	0-0-0	2	0	2	0	0	0
D13 Oregon State	-DNP-													
D17 Arkansas State	18	2-5	.400	0-1	.000	1-2	.500	2-3-5	3	1	1	1	2	5
D20 USC Upstate	-DNP-													
D23 Jacksonville														
D30 McNeese State														
J2 Florida State														
J7 Tennessee														
J10 Florida														
J13 Texas A&M														
J17 Vanderbilt														
J21 Auburn														
J24 Georgia														
J28 Ole Miss														
J31 LSU														
F3 Tennessee														
F7 Arkansas														
F10 Alabama														
F14 Missouri														
F19 Ole Miss														
F21 Arkansas														
F25 Kentucky														
F28 South Carolina														
M4 Vanderbilt														
M7 Missouri														
M11 SEC Tournament														

## CAREER STATS FOR DEMETRIUS HOUSTON

Year	GP-GS	Min/Avg	FG-FGA	Pct	3FM-3GA	Pct	FT-FTA	Pct	Rebs	PF-D	Ast	TO	Blk	Stl	Pts/Avg
2014-15	8-0	123/15.4	8-34	.235	1-9	.111	5-9	.566	33-4.1	12-0	3	13	2	5	22/2.8

## 3 TRIVANTE BLOODMAN



Senior | Guard

6-0 | 190

The Bronx, NY

Olney Central College

## Season Highs

**Points:** 12, Clayton State, 11-24-14  
**FGM:** 4, twice, last vs. TCU, 11-29-14  
**FGA:** 7, Tulane, 12-6-14  
**3FGM:** --  
**3FGA:** 2, Oregon State, 12-13-14  
**FTM:** 8, Clayton State, 11-24-14  
**FTA:** 8, Clayton State, 11-24-14  
**Rebounds:** 3, three times, last vs. St. Louis, 11-28-14  
**Assists:** 7, MVSU, 11-17-14  
**Blocks:** 1, USC Upstate, 12-20-14  
**Steals:** 4, MVSU, 11-17-14  
**Minutes:** 32, Western Carolina 11-14-14

## Career Highs

**Points:** 18, Auburn, 2-15-14  
**FGM:** 5, Kentucky, 1-8-14  
**FGA:** 9, Missouri, 3-1-14  
**3FGM:** 2, Texas, 11-21-12  
**3FGA:** 4, Missouri, 3-1-14  
**FTM:** 14, Auburn, 2-15-14  
**FTA:** 15, Auburn, 2-15-14  
**Rebounds:** 8, Providence, 12-1-12  
**Assists:** 9, Auburn, 2-15-14  
**Blocks:** 1, twice, last vs. UPST 12-20-14  
**Steals:** 4, twice, last vs. MVSU, 11-17-14  
**Minutes:** 39, twice, last vs. Loyola-Chi, 12-1-13

## 2013-14 Game-By-Game

Opponent	MIN	FG	Pct.	3FG	Pct.	FT	Pct.	O-D-R	PF	A	TO	B	S	PTS
N14 Western Carolina	32	1-2	.500	0-0	.000	5-6	.833	0-2-2	2	6	3	0	0	7
N17 Mississippi Valley State	30	4-5	.800	0-1	.000	3-4	.750	0-3-3	3	7	4	0	4	11
N22 Utah State	26	1-2	.500	0-1	.000	6-6	1.000	1-2-3	4	6	2	0	0	8
N24 Clayton State	24	2-4	.500	0-1	.000	8-8	1.000	1-1-2	1	2	2	0	1	12
N28 St. Louis	20	2-3	.667	0-0	.000	1-1	1.000	0-3-3	1	3	4	0	1	5
N29 TCU	26	4-6	.667	0-0	.000	3-5	.600	1-0-1	3	0	3	0	2	11
D6 Tulane	29	2-7	.286	0-1	.000	0-2	.000	1-1-2	2	5	1	0	1	4
D13 Oregon State	27	1-6	.167	0-2	.000	3-3	1.000	1-0-1	2	2	2	0	2	5
D17 Arkansas State	13	1-5	.200	0-0	.000	2-2	1.000	1-0-1	0	1	0	0	0	4
D20 USC Upstate	29	2-3	.667	0-1	.000	2-2	1.000	0-0-0	2	2	3	1	1	6
D23 Jacksonville														
D30 McNeese State														
J2 Florida State														
J7 Tennessee														
J10 Florida														
J13 Texas A&M														
J17 Vanderbilt														
J21 Auburn														
J24 Georgia														
J28 Ole Miss														
J31 LSU														
F3 Tennessee														
F7 Arkansas														
F10 Alabama														
F14 Missouri														
F19 Ole Miss														
F21 Arkansas														
F25 Kentucky														
F28 South Carolina														
M4 Vanderbilt														
M7 Missouri														
M11 SEC Tournament														

## Bloodman's Notes . . .

✓ Had game-high 6 assists in opener versus Western Carolina.

✓ Tied a career-high with 4 steals vs. MVSU, also tallying 11 points and a game-high 7 assists.

✓ Scored 8 points and recorded six assists vs. Utah State.

✓ Shot a perfect 8-for-8 from the free throw line and scored 12 points vs. Clayton State.

✓ Tallied 11 points and 2 steals vs. TCU.

✓ Recorded 5 assists with only one turnover against Tulane.

✓ Had first block of year and second of career vs. USC Upstate.

## CAREER STATS FOR TRIVANTE BLOODMAN

Year	GP-GS	Min/Avg	FG-FGA	Pct	3FM-3GA	Pct	FT-FTA	Pct	Rebs	PF-D	Ass	TO	Blk	Stl	Pts/Avg
2012-13	32-32	931/29.1	51-145	.352	12-43	.279	82-113	.726	104-3.3	82-2	75	88	1	37	196/6.1
2013-14	33-17	816/24.7	63-132	.477	9-32	.281	81-111	.730	65-2.0	55-0	82	58	0	30	216/6.5
2014-15	10-10	256/25.6	20-43	.465	0-7	.000	33-39	.846	18-1.8	20-0	34	24	1	12	73/7.3
TOTALS	75-59	2003/26.7	134-320	.419	21-82	.256	196-263	.745	187-2.5	157-2	191	170	2	79	485/6.5

## 15 I.J. READY



Sophomore | Guard

5-11 | 170

North Little Rock, AR

Parkview Magnet HS

## Season Highs

**Points:** 8, twice, last vs. UPST 12-20-14  
**FGM:** 3, three times, last vs. UPST, 12-20-14  
**FGA:** 14, Arkansas State, 12-17-14  
**3FGM:** 1, 3x, last vs. Arkansas State, 12-17-14  
**3FGA:** 5, Arkansas State, 12-17-14  
**FTM:** 2, three times, last vs. Tulane, 12-6-14  
**FTA:** 3, Clayton State, 11-24-14  
**Rebounds:** 2, 4x, last vs. Arkansas State, 12-17-14  
**Assists:** 5, St. Louis, 11-28-14  
**Blocks:** --  
**Steals:** 2, three times, last vs. TCU, 11-29-14  
**Minutes:** 29, USC Upstate, 12-20-14

## Career Highs

**Points:** 14, Prairie View, 11-8-13  
**FGM:** 6, Prairie View, 11-8-13  
**FGA:** 14, Arkansas State, 12-17-14  
**3FGM:** 3, twice, last vs. Ole Miss, 1-25-14  
**3FGA:** 7, TCU, 12-5-13  
**FTM:** 4, Florida Gulf Coast, 12-19-13  
**FTA:** 4, Florida Gulf Coast, 12-19-13  
**Rebounds:** 6, twice, last vs. So. Fla., 12-22-13  
**Assists:** 7, South Florida, 12-22-13  
**Blocks:** --  
**Steals:** 5, Florida Gulf Coast, 12-19-13  
**Minutes:** 35, Arkansas, 2-22-14

## 2013-14 Game-By-Game

Opponent	MIN	FG	Pct.	3FG	Pct.	FT	Pct.	O-D-R	PF	A	TO	B	S	PTS
N14 Western Carolina	-DNP-													
N17 Mississippi Valley State	-DNP-													
N22 Utah State	15	0-2	.000	0-2	.000	2-2	1.000	0-2-2	2	3	0	0	2	2
N24 Clayton State	19	0-2	.000	0-2	.000	2-3	.667	0-2-2	1	2	1	0	2	2
N28 St. Louis	21	2-6	.333	1-3	.333	0-0	.000	0-2-2	0	5	0	0	1	5
N29 TCU	19	2-5	.400	0-2	.000	0-1	.000	1-0-1	0	1	1	0	2	4
D6 Tulane	17	2-5	.400	0-2	.000	2-2	1.000	0-1-1	0	1	0	0	1	6
D13 Oregon State	17	3-4	.750	1-2	.500	0-0	.000	0-1-1	3	1	2	0	1	7
D17 Arkansas State	27	3-14	.214	1-5	.200	1-1	1.000	0-2-2	1	1	2	0	1	8
D20 USC Upstate	29	3-10	.300	0-4	.000	2-2	1.000	0-1-1	0	1	2	0	0	8
D23 Jacksonville														
D30 McNeese State														
J2 Florida State														
J7 Tennessee														
J10 Florida														
J13 Texas A&M														
J17 Vanderbilt														
J21 Auburn														
J24 Georgia														
J28 Ole Miss														
J31 LSU														
F3 Tennessee														
F7 Arkansas														
F10 Alabama														
F14 Missouri														
F19 Ole Miss														
F21 Arkansas														
F25 Kentucky														
F28 South Carolina														
M4 Vanderbilt														
M7 Missouri														
M11 SEC Tournament														

## Ready's Notes . . .

✓ Did not play in the first two games due to surgery to repair a bulging disk.

✓ Made his 2014-15 debut vs. Utah State, recording 2 points, 3 assists and 2 steals.

✓ Tallied a game-high 5 assists to go along with 5 points vs. St. Louis.

✓ Scored 6 points vs. Tulane and 7 points at Oregon State.

✓ Scored 8 points and had a career-high 14 field goal attempts vs. Arkansas State.

✓ Tied season high with 8 points vs. USC Upstate and drew first start of the year.

## CAREER STATS FOR I.J. READY

Year	GP-GS	Min/Avg	FG-FGA	Pct	3FM-3GA	Pct	FT-FTA	Pct	Rebs	PF-D	Asst	TO	Blk	Stl	Pts/Avg
2013-14	26-21	626/24.1	59-159	.371	17-48	.354	18-21	.857	55-2.1	31-1	69	41	0	32	153/5.9
2014-15	8-1	164/20.5	15-48	.313	3-22	.136	9-11	.818	12-1.5	7-0	15	8	0	10	42/5.3
Totals	34-22	790/23.2	74-207	.357	20-70	.286	27-32	.844	67-2.0	38-1	84	49	0	42	195/5.7



20 **GAVIN WARE****Junior | Forward****6-9 | 260****Starkville, MS****Starkville HS****Season Highs**

**Points:** 19, MVSU, 11-17-14  
**FGM:** 9, MVSU, 11-17-14  
**FGA:** 12, TCU, 11-29-14  
**3FGM:** --  
**3FGA:** --  
**FTM:** 7, Clayton State, 11-24-14  
**FTA:** 8, twice, last vs. Clayton State, 11-24-14  
**Rebounds:** 10, Western Carolina, 11-14-14  
**Assists:** 1, three times, last vs. Oregon State, 12-13-14  
**Blocks:** 3, three times, last vs. St. Louis, 11-28-14  
**Steals:** 1, Western Carolina 11-14-14  
**Minutes:** 32, Western Carolina 11-14-14

**Career Highs**

**Points:** 23, MVSU, 11-19-13  
**FGM:** 10, Maryland Eastern Shore, 1-2-14  
**FGA:** 14, Maryland Eastern Shore, 1-2-14  
**3FGM:** --  
**3FGA:** --  
**FTM:** 8, Kentucky, 2-8-14  
**FTA:** 11, MVSU, 11-19-13  
**Rebounds:** 16, Maryland E. Shore, 1-2-14  
**Assists:** 2, Arkansas, 1-23-13  
**Blocks:** 5, Loyola, 12-15-12  
**Steals:** 3, Kennesaw State, 11-14-13  
**Minutes:** 36, Texas A&M, 1-30-13

**2013-14 Game-By-Game**

Opponent	MIN	FG	Pct.	3FG	Pct.	FT	Pct.	O-D-R	PF	A	TO	B	S	PTS
N14 Western Carolina	32	4-7	.571	0-0	.000	6-8	.750	3-7-10	3	0	2	3	1	14
N17 Mississippi Valley State	23	9-11	.818	0-0	.000	1-1	1.000	4-4-8	2	1	0	3	0	19
N22 Utah State	23	6-7	.857	0-0	.000	0-0	.000	3-5-8	3	0	1	2	0	12
N24 Clayton State	22	2-8	.250	0-0	.000	7-8	.875	2-5-7	2	0	0	1	0	11
N28 St. Louis	22	8-11	.727	0-0	.000	0-0	.000	1-4-5	3	1	2	3	0	16
N29 TCU	29	3-12	.250	0-0	.000	5-6	.833	2-2-4	5	0	3	1	0	11
D6 Tulane	22	4-10	.400	0-0	.000	3-4	.750	2-1-3	2	0	1	2	0	11
D13 Oregon State	28	3-7	.429	0-0	.000	0-0	.000	2-5-7	1	1	0	1	0	6
D17 Arkansas State	17	1-5	.200	0-0	.000	2-2	1.000	2-2-4	0	0	1	0	0	4
D20 USC Upstate	5	0-1	.000	0-0	.000	0-0	.000	0-0-0	2	0	3	0	0	0
D23 Jacksonville														
D30 McNeese State														
J2 Florida State														
J7 Tennessee														
J10 Florida														
J13 Texas A&M														
J17 Vanderbilt														
J21 Auburn														
J24 Georgia														
J28 Ole Miss														
J31 LSU														
F3 Tennessee														
F7 Arkansas														
F10 Alabama														
F14 Missouri														
F19 Ole Miss														
F21 Arkansas														
F25 Kentucky														
F28 South Carolina														
M4 Vanderbilt														
M7 Missouri														
M11 SEC Tournament														

**Ware's Notes . . .**

✓ Had 10th-career double-double against Western Carolina with 14 points and 10 boards.

✓ Scored 19 points and added eight rebounds vs. MVSU.

✓ Tallied 12 points and 8 rebounds against Utah State.

✓ Added 11 points and 7 rebounds vs. Clayton State.

✓ Recorded 16 points and five boards against St. Louis and 11 points vs. TCU, earning all-tournament honors in the Corpus Christi Coastal Classic.

✓ Scored his 700th career point vs. Oregon State.

✓ Sprained ankle early against USC Upstate and played just 5 minutes.

**CAREER STATS FOR GAVIN WARE**

Year	GP-GS	Min/Avg	FG-FGA	Pct	3FM-3GA	Pct	FT-FTA	Pct	Rebs	PF-D	Asst	TO	Blk	Stl	Pts/Avg
2012-13	32-27	824/25.8	110-203	.542	0-0	.000	50-89	.562	206-6.4	65-2	9	40	24	15	270/8.4
2013-14	33-33	858/26.0	129-222	.581	0-0	.000	72-111	.649	236-7.2	82-1	7	45	12	28	330/10.0
2014-15	10-9	223/22.3	40-79	.506	0-0	.000	24-29	.828	56-5.6	23-1	3	13	16	1	104/10.4
TOTALS	75-69	1905/25.4	279-504	.554	0-0	.000	146-229	.638	498-6.6	170-4	19	98	52	44	704/9.4

## 22 FALLOU NDOYE



Freshman | Forward

6-11 | 222

Taif, Senegal

Findley Prep

## Season Highs

**Points:** 11, South Carolina Upstate, 12-20-14  
**FGM:** 4, South Carolina Upstate, 12-20-14  
**FGA:** 5, South Carolina Upstate, 12-20-14  
**3FGM:** --  
**3FGA:** --  
**FTM:** 3, twice, last vs. USC Upstate, 12-20-14  
**FTA:** 4, South Carolina Upstate, 12-20-14  
**Rebounds:** 5, twice, last vs. TCU, 11-29-14  
**Assists:** 1, 3x, last vs. Arkansas State, 12-17-14  
**Blocks:** 1, twice, last vs. TCU, 11-29-14  
**Steals:** 1, 3x, last vs. Arkansas State, 12-17-14  
**Minutes:** 21, South Carolina Upstate, 12-20-14

## Ndoeye's Notes . . .

✓ Scored 2 points and grabbed 3 rebounds vs. Western Carolina in his Bulldog debut.

✓ Made his first career field goal while recording two rebounds and assist vs. MVSU.

✓ Scored 9 points and grabbed two rebounds vs. Utah State.

✓ Recorded 5 rebounds vs. Clayton State.

✓ Tied a season-high with 5 rebounds while recording 2 points and a block vs. TCU.

✓ Added 4 points vs. Arkansas State.

✓ Totaled career-high 11 points vs. USC Upstate in first-career start.

## 2013-14 Game-By-Game

Opponent	MIN	FG	Pct.	3FG	Pct.	FT	Pct.	O-D-R	PF	A	TO	B	S	PTS
N14 Western Carolina	8	0-0	.000	0-0	.000	2-2	1.000	1-2-3	0	0	1	0	1	2
N17 Mississippi Valley State	17	1-1	1.000	0-0	.000	1-2	.500	0-2-2	2	1	1	0	0	3
N22 Utah State	17	3-3	1.000	0-0	.000	3-3	1.000	2-0-2	2	0	2	0	0	9
N24 Clayton State	18	2-3	.667	0-0	.000	1-2	.500	1-4-5	2	0	2	1	0	5
N28 St. Louis	13	1-2	.500	0-0	.000	0-0	.000	0-2-2	5	0	0	0	1	2
N29 TCU	20	1-4	.250	0-0	.000	0-1	.000	4-1-5	5	0	1	1	0	2
D6 Tulane	18	0-0	.000	0-0	.000	0-0	.000	0-2-2	2	1	1	0	0	0
D13 Oregon State	12	0-0	.000	0-0	.000	0-0	.000	0-1-1	0	0	0	0	0	0
D17 Arkansas State	13	2-3	.667	0-0	.000	0-0	.000	0-1-1	3	1	1	0	1	4
D20 USC Upstate	21	4-5	.800	0-0	.000	3-4	.750	3-0-3	4	0	1	0	0	11
D23 Jacksonville														
D30 McNeese State														
J2 Florida State														
J7 Tennessee														
J10 Florida														
J13 Texas A&M														
J17 Vanderbilt														
J21 Auburn														
J24 Georgia														
J28 Ole Miss														
J31 LSU														
F3 Tennessee														
F7 Arkansas														
F10 Alabama														
F14 Missouri														
F19 Ole Miss														
F21 Arkansas														
F25 Kentucky														
F28 South Carolina														
M4 Vanderbilt														
M7 Missouri														
M11 SEC Tournament														

## CAREER STATS For FALLOU NDOYE

Year	GP-GS	Min/Avg	FG-FGA	Pct	3FM-3GA	Pct	FT-FTA	Pct	Rebs	PF-D	Asst	TO	Blk	Stl	Pts/Avg
2014-15	10-1	157/15.7	14-21	.667	0-0	.000	10-14	.714	26-2.6	25-2	3	10	2	3	38/3.8

## 23 TRAVIS DANIELS



Junior | Guard

6-8 | 219

Tuscaloosa, AL

Shelton State CC

## Season Highs

**Points:** 21, St. Louis, 11-28-14  
**FGM:** 8, St. Louis, 11-28-14  
**FGA:** 11, St. Louis, 11-28-14  
**3FGM:** 4, St. Louis, 11-28-14  
**3FGA:** 5, twice, last vs. St. Louis, 11-28-14  
**FTM:** 5, twice, last vs. Tulane, 12-6-14  
**FTA:** 7, twice, last vs. Tulane, 12-6-14  
**Rebounds:** 9, Tulane, 12-6-14  
**Assists:** 2, MVSU, 11-17-14  
**Blocks:** 1, Clayton State, 11-24-14  
**Steals:** 2, Utah State, 11-22-14  
**Minutes:** 34, Tulane, 12-6-14

## Daniels' Notes . . .

✓ Scored 2 points and grabbed 1 rebound against Western Carolina in Bulldog debut.

✓ Tallied 10 points, 6 boards and 2 assists vs. MVSU.

✓ Added 7 points and 8 rebounds vs. Utah State.

✓ Scored a season-high 21 points against St. Louis.

✓ Paced MSU with 13 points and a season-high 9 rebounds vs. Tulane.

✓ For first time this year, didn't start vs. USC Upstate.

## 2013-14 Game-By-Game

Opponent	MIN	FG	Pct.	3FG	Pct.	FT	Pct.	O-D-R	PF	A	TO	B	S	PTS
N14 Western Carolina	18	1-3	.333	0-0	.000	0-0	.000	0-1-1	2	0	2	0	1	2
N17 Mississippi Valley State	26	2-6	.333	1-5	.200	5-7	.714	1-5-6	0	2	3	0	0	10
N22 Utah State	32	3-8	.375	1-3	.333	0-2	.000	4-4-8	1	0	1	0	2	7
N24 Clayton State	21	1-3	.333	0-1	.000	0-0	.000	1-4-5	1	1	0	1	0	2
N28 St. Louis	28	8-11	.727	4-5	.800	1-1	1.000	2-4-6	0	1	0	0	0	21
N29 TCU	28	2-5	.400	0-0	.000	1-3	.333	1-4-5	4	1	1	0	1	5
D6 Tulane	34	4-10	.400	0-3	.000	5-7	.714	3-6-9	2	0	3	0	1	13
D13 Oregon State	26	1-8	.125	0-4	.000	0-0	.000	2-3-5	2	0	4	0	0	2
D17 Arkansas State	8	0-3	.000	0-1	.000	0-0	.000	2-0-2	0	0	0	0	0	0
D20 USC Upstate	20	2-7	.286	0-2	.000	0-0	.000	1-5-6	1	0	3	0	0	4
D23 Jacksonville														
D30 McNeese State														
J2 Florida State														
J7 Tennessee														
J10 Florida														
J13 Texas A&M														
J17 Vanderbilt														
J21 Auburn														
J24 Georgia														
J28 Ole Miss														
J31 LSU														
F3 Tennessee														
F7 Arkansas														
F10 Alabama														
F14 Missouri														
F19 Ole Miss														
F21 Arkansas														
F25 Kentucky														
F28 South Carolina														
M4 Vanderbilt														
M7 Missouri														
M11 SEC Tournament														

## CAREER STATS FOR TRAVIS DANIELS

Year	GP-GS	Min/Avg	FG-FGA	Pct	3FM-3GA	Pct	FT-FTA	Pct	Rebs	PF-D	Ast	TO	Blk	Stl	Pts/Avg
2014-15	10-9	241/24.1	24-64	.375	6-24	.250	12-20	.600	53-5.3	13-0	5	17	1	5	66/6.6



## 25 ROQUEZ JOHNSON



Junior | Forward

6-7 | 210

Montgomery, AL

G.W. Carver HS

## Season Highs

**Points:** 20, twice, last vs. Arkansas State, 12-17-14  
**FGM:** 9, MVSU, 11-17-14  
**FGA:** 13, Clayton State, 11-24-14  
**3FGM:** --  
**3FGA:** --  
**FTM:** 9, USC Upstate, 12-20-14  
**FTA:** 13, USC Upstate, 12-20-14  
**Rebounds:** 9, USC Upstate, 12-20-14  
**Assists:** 2, MVSU, 11-17-14  
**Blocks:** 1, MVSU, 11-17-14  
**Steals:** 2, 3x, last vs. USC Upstate, 12-20-14  
**Minutes:** 35, twice, last vs. UPST, 12-20-14

## Career Highs

**Points:** 20, 4x, last vs. Arkansas State, 12-17-14  
**FGM:** 9, MVSU, 11-17-14  
**FGA:** 13, 4 times, last vs. Clayton State, 11-24-14  
**3FGM:** 1, six times, last vs. Florida, 2-9-13  
**3FGA:** 3, North Carolina, 11-19-12  
**FTM:** 10, Auburn, 1-22-14  
**FTA:** 16, Auburn, 1-22-14  
**Rebounds:** 11, Loyola-Chicago, 12-1-13  
**Assists:** 2, six times, last vs. MVSU, 11-17-14  
**Blocks:** 3, twice, last vs. Auburn, 3-9-13  
**Steals:** 6, Texas, 11-21-12  
**Minutes:** 37, Loyola-Chicago, 12-1-13

## 2013-14 Game-By-Game

Opponent	MIN	FG	Pct.	3FG	Pct.	FT	Pct.	O-D-R	PF	A	TO	B	S	PTS
N14 Western Carolina	24	5-7	.714	0-0	.000	6-9	.667	1-4-5	3	1	3	0	1	16
N17 Mississippi Valley State	23	9-10	.900	0-0	.000	2-4	.500	3-2-5	3	2	2	1	0	20
N22 Utah State	35	6-12	.500	0-0	.000	3-5	.600	4-0-4	0	1	1	0	2	15
N24 Clayton State	27	7-13	.538	0-0	.000	1-2	.500	6-2-8	1	0	1	0	2	15
N28 St. Louis	26	2-4	.500	0-0	.000	1-2	.500	1-4-5	0	1	3	0	0	5
N29 TCU	18	1-4	.250	0-0	.000	0-0	.000	1-1-2	3	1	2	0	1	2
D6 Tulane	34	5-9	.556	0-0	.000	0-1	.000	1-5-6	2	0	3	0	1	10
D13 Oregon State	25	2-5	.400	0-0	.000	1-2	.500	2-4-6	3	1	2	0	1	5
D17 Arkansas State	32	8-11	.727	0-0	.000	4-4	1.000	2-5-7	2	0	1	0	1	20
D20 USC Upstate	35	3-5	.600	0-0	.000	9-13	.692	5-4-9	1	1	2	0	2	15
D23 Jacksonville														
D30 McNeese State														
J2 Florida State														
J7 Tennessee														
J10 Florida														
J13 Texas A&M														
J17 Vanderbilt														
J21 Auburn														
J24 Georgia														
J28 Ole Miss														
J31 LSU														
F3 Tennessee														
F7 Arkansas														
F10 Alabama														
F14 Missouri														
F19 Ole Miss														
F21 Arkansas														
F25 Kentucky														
F28 South Carolina														
M4 Vanderbilt														
M7 Missouri														
M11 SEC Tournament														

## Johnson's Notes . . .

✓ Scored a team-high 16 points versus Western Carolina to go along with his 5 rebounds.

✓ Made a career-best 9 field goals and tied his career-highs for points (20) and assists (2) vs. MVSU.

✓ Played a season-high 35 minutes vs. Utah State, scoring 15 points to go along with 4 rebounds and 2 steals.

✓ Recored a game-high 15 points and 8 rebounds vs. Clayton State.

✓ Logged 34 minutes at Tulane, scoring 10 points.

✓ Tied a career-high with 20 points to go along with 7 rebounds vs. Arkansas State.

✓ Season high 9 rebounds vs. USC Upstate.

## CAREER STATS FOR ROQUEZ JOHNSON

Year	GP-GS	Min/Avg	FG-FGA	Pct	3FM-3GA	Pct	FT-FTA	Pct	Rebs	PF-D	Ast	TO	Blk	Stl	Pts/Avg
2011-12	13-0	45/3.5	0-3	.000	0-0	.000	1-6	.167	11-0.8	6-0	0	6	3	1	1/0.1
2012-13	28-8	730/26.1	77-181	.425	5-18	.278	87-146	.596	127-4.5	69-2	12	70	15	22	246/8.8
2013-14	33-8	781/23.7	114-239	.477	0-6	.000	91-147	.619	152-4.6	72-2	17	47	4	18	319/9.7
2014-15	10-8	279/27.9	48-80	.600	0-0	.000	27-42	.643	57-5.7	18-0	8	20	1	11	123/12.3
TOTALS	84-24	1835/21.8	239-503	.475	5-24	.208	210-341	.604	347-4.1	165-4	37	143	23	52	689/8.2

## 32 CRAIG SWORD



Sophomore | Guard

6-3 | 196

Montgomery, AL

G.W. Carver HS

## Season Highs

Points: 8, Oregon State, 12-13-14  
 FGM: 3, Oregon State, 12-13-14  
 FGA: 8, Oregon State, 12-13-14  
 3FGM: 2, Oregon State, 12-13-14  
 3FGA: 7, Oregon State, 12-13-14  
 FTM: --  
 FTA: 1, twice, last vs. Arkansas State, 12-17-14  
 Rebounds: 3, Oregon State, 12-13-14  
 Assists: 1, twice, last vs. Oregon State, 12-13-14  
 Blocks: 1, St. Louis, 11-28-14  
 Steals: 2, Arkansas State, 12-17-14  
 Minutes: 31, Oregon State, 12-13-14

## Career Highs

Points: 33, LSU, 2-19-14  
 FGM: 11, LSU, 2-19-14  
 FGA: 17, twice, last vs. Tennessee, 3-14-13  
 3FGM: 3, Ole Miss, 3-13-14  
 3FGA: 7, twice, last vs. Oregon State, 12-13-14  
 FTM: 15, Ole Miss, 1-11-14  
 FTA: 18, Ole Miss, 1-11-14  
 RBs: 8, three times, last vs. Ole Miss, 3-13-14  
 Assists: 9, Ole Miss, 1-11-14  
 Blocks: 2, seven times, last vs. TAMU, 1-18-14  
 Steals: 7, Ole Miss, 1-11-14  
 Minutes: 39, Texas A&M, 1-18-14

## 2013-14 Game-By-Game

Opponent	MIN	FG	Pct.	3FG	Pct.	FT	Pct.	O-D-R	PF	A	TO	B	S	PTS
N14 Western Carolina	-DNP-													
N17 Mississippi Valley State	-DNP-													
N22 Utah State	-DNP-													
N24 Clayton State	-DNP-													
N28 St. Louis	11	0-0	.000	0-0	.000	0-0	.000	0-2-2	2	1	3	1	0	0
N29 TCU	11	0-3	.000	0-1	.000	0-0	.000	0-2-2	0	0	0	0	0	0
D6 Tulane	2	0-0	.000	0-0	.000	0-0	.000	0-0-0	0	0	1	0	0	0
D13 Oregon State	31	3-8	.375	2-7	.286	0-1	.000	0-3-3	3	1	6	0	1	8
D17 Arkansas State	21	1-6	.167	1-3	.333	0-1	.000	0-1-1	2	0	1	0	2	3
D20 USC Upstate	8	0-3	.000	0-1	.000	0-0	.000	0-2-2	3	0	1	0	0	0
D23 Jacksonville														
D30 McNeese State														
J2 Florida State														
J7 Tennessee														
J10 Florida														
J13 Texas A&M														
J17 Vanderbilt														
J21 Auburn														
J24 Georgia														
J28 Ole Miss														
J31 LSU														
F3 Tennessee														
F7 Arkansas														
F10 Alabama														
F14 Missouri														
F19 Ole Miss														
F21 Arkansas														
F25 Kentucky														
F28 South Carolina														
M4 Vanderbilt														
M7 Missouri														
M11 SEC Tournament														

## Sword's Notes . . .

✓ Did not play in the first four games due to surgery to repair a bulging disk.

✓ Made his first appearance this season against St. Louis, logging 2 rebounds and an assist in 11 minutes.

✓ Scored 8 points and added 3 boards in his first start of the season vs. Oregon State.

## CAREER STATS FOR CRAIG SWORD

Year	GP-GS	Min/Avg	FG-FGA	Pct	3FM-3GA	Pct	FT-FTA	Pct	Rebs	PF-D	Asst	TO	Blk	Stl	Pts/Avg
2012-13	32-30	854/26.7	120-296	.405	13-67	.194	82-148	.554	92-2.9	92-8	75	127	14	55	335/10.5
2013-14	32-32	900/28.1	157-324	.485	12-44	.273	111-179	.620	120-3.8	93-4	88	96	15	60	437/13.7
2014-15	6-2	84/14.0	4-20	.200	3-12	.250	0-2	.000	10-1.7	10-0	2	12	1	3	11/1.8
TOTALS	70-64	1838/26.3	281-640	.439	28-123	.228	193-329	.587	222-3.2	195-12	165	235	30	118	783/11.2

## 33 OLIVER BLACK



Freshman | Forward

6-9 | 224

Jackson, MS

Wingfield HS

## Season Highs

**Points:** 3, Clayton State, 11-24-14  
**FGM:** 1, twice, last vs. Tulane, 12-6-14  
**FGA:** 3, Clayton State, 11-24-14  
**3FGM:** --  
**3FGA:** --  
**FTM:** 1, three times, last vs. St. Louis, 11-28-14  
**FTA:** 3, Clayton State, 11-24-14  
**Rebounds:** 5, MVSU, 11-17-14  
**Assists:** 1, St. Louis, 11-28-14  
**Blocks:** 1, twice, last vs. Arkansas State, 12-17-14  
**Steals:** 1, Western Carolina, 11-14-14  
**Minutes:** 19, USC Upstate, 12-20-14

## Black's Notes . . .

- ✓ Scored 1 point and grabbed 2 rebounds against Western Carolina his Bulldog debut.
- ✓ Pulled down 5 rebounds vs. MVSU.
- ✓ Added 3 points and 4 rebounds against Clayton State.
- ✓ Recorded 4 rebounds and his first-career assist vs. St. Louis.
- ✓ Made his only field goal attempt in 6 minutes vs. Tulane.
- ✓ Grabbed 4 rebounds in 9 minutes vs. Arkansas State.

## 2013-14 Game-By-Game

Opponent	MIN	FG	Pct.	3FG	Pct.	FT	Pct.	O-D-R	PF	A	TO	B	S	PTS
N14 Western Carolina	17	0-0	.000	0-0	.000	1-2	.500	1-1-2	0	0	1	1	1	1
N17 Mississippi Valley State	9	0-0	.000	0-0	.000	0-0	.000	2-3-5	3	0	3	0	0	0
N22 Utah State	3	0-0	.000	0-0	.000	0-0	.000	0-0-0	0	0	0	0	0	0
N24 Clayton State	13	1-2	.500	0-0	.000	1-3	.333	0-4-4	0	0	1	0	0	3
N28 St. Louis	17	0-2	.000	0-0	.000	1-2	.500	3-1-4	2	1	1	0	0	1
N29 TCU	6	0-0	.000	0-0	.000	0-0	.000	0-0-0	2	0	0	0	0	0
D6 Tulane	6	1-1	1.000	0-0	.000	0-0	.000	0-0-0	1	0	0	0	0	2
D13 Oregon State	5	0-0	.000	0-0	.000	0-0	.000	0-0-0	0	0	0	0	0	0
D17 Arkansas State	9	0-0	.000	0-0	.000	0-0	.000	0-4-4	2	0	1	1	0	0
D20 USC Upstate	19	0-1	.000	0-0	.000	0-0	.000	0-3-3	1	0	0	0	0	0
D23 Jacksonville														
D30 McNeese State														
J2 Florida State														
J7 Tennessee														
J10 Florida														
J13 Texas A&M														
J17 Vanderbilt														
J21 Auburn														
J24 Georgia														
J28 Ole Miss														
J31 LSU														
F3 Tennessee														
F7 Arkansas														
F10 Alabama														
F14 Missouri														
F19 Ole Miss														
F21 Arkansas														
F25 Kentucky														
F28 South Carolina														
M4 Vanderbilt														
M7 Missouri														
M11 SEC Tournament														

## CAREER STATS FOR OLIVER BLACK

Year	GP-GS	Min/Avg	FG-FGA	Pct	3FM-3GA	Pct	FT-FTA	Pct	Rebs	PF-D	Ass	TO	Blk	Stl	Pts/Avg
2014-15	10-0	104/10.4	2-6	.333	0-0	.000	3-7	.429	22-2.2	11-0	1	7	2	1	7/0.7



**EXHIBITION 1 — Nov. 6, 2014**

Mississippi State	72
Delta State	51

Humphrey Coliseum • 6 p.m.  
Starkville, MS

Mississippi State's fast start carried the Bulldogs to a 72-51 exhibition victory against Delta State.

Gavin Ware led MSU with 19 points on a 9 of 13 night from the field. Demetrius Houston added 12 points in his Maroon and White debut, while Fallou Ndoye added 11 points in his first live action.

MSU held its Division II opponent to one field goal the first eight minutes. During that stretch, Ware was already establishing his presence inside and the Bulldogs were quickly building an 18-2 advantage.

MSU shot 48.1 percent from the floor and led 37-16 at the intermission.

For the contest, MSU hit 26 of 59 shots from the field (44.1 percent), 2 of 8 shots from 3-point range (25.0 percent) and 18 of 24 shots from the foul line (75.0 percent). Delta State hit 17 of 46 shots from the field (37.0 percent), 7 of 17 shots from 3-point range (41.2 percent) and 10 of 18 shots from the foul line (55.6 percent).

MSU held a 38-34 rebounding advantage. The Bulldogs had 15 assists and 12 turnovers, while the Statesmen had nine assists and 25 turnovers.

Delta State received 25 points from Devin Schmidt and 11 points from Jack Magden.

**Delta State**

Player	FG	3FG	FT	RB	P	PT	A	Min
Smith	f 1-5	0-0	2-2	5	2	4	1	17
Harrick	g 1-3	0-0	1-2	3	3	3	0	18
Madgen	g 3-8	3-6	2-2	2	0	11	5	38
Chisholm	g 1-4	0-0	0-0	3	1	2	0	28
Schmidt	g 9-21	4-9	3-5	5	1	25	2	37
Denney	0-0	0-0	0-0	0	0	0	0	1
Davis	1-3	0-0	0-3	6	4	2	0	22
Gillis	0-0	0-0	1-2	4	4	1	0	7
Rowe	0-1	0-1	1-2	1	1	1	1	18
Hester	1-1	0-0	0-0	2	5	2	0	14
<b>TOTALS</b>	<b>17-46</b>	<b>7-17</b>	<b>10-18</b>	<b>34</b>	<b>21</b>	<b>51</b>	<b>9</b>	<b>200</b>

**Mississippi State**

Player	FG	3FG	FT	RB	PF	PT	A	Min
Ware	f 9-13	0-0	1-2	6	4	19	0	19
Thomas	g 2-6	0-1	0-0	12	3	4	2	25
Bloodman	g 1-2	0-0	4-4	3	1	6	5	26
Daniels	g 0-3	0-2	5-6	0	1	5	1	22
Johnson	f 3-5	0-0	1-3	2	2	7	1	18
Dunlap	0-4	0-3	2-2	4	1	2	1	17
Houston	5-8	2-2	0-0	5	2	12	2	20
Butler	0-0	0-0	0-0	0	1	0	0	4
Johnson	0-2	0-0	0-0	2	0	0	0	6
Ndoye	3-10	0-0	5-7	6	4	11	1	21
Black	3-6	0-0	0-0	5	1	6	2	22
<b>TOTALS</b>	<b>26-59</b>	<b>2-8</b>	<b>18-24</b>	<b>38</b>	<b>20</b>	<b>72</b>	<b>15</b>	<b>200</b>

Halftime: MSU 37, DSU 16. FG%: MSU 44.1%, DSU 34.7%. 3FG%: MSU 25.0%, DSU 41.2%. FT%: MSU 75.0%, DSU 55.6%. Turnovers: MSU 12 (Ware 5), DSU 25 (Schmidt 5). Blocked Shots: MSU 5 (Ndoye 3), DSU 6 (Davis 3). Steals: MSU 8 (Houston 2), DSU 3 (Three players with 1). Officials: Joe Lindsey, Sean Casey, Wil Howard. Attendance: N/A.

**GAME 1 — Nov. 14, 2014**

Mississippi State	66
Western Carolina	56

Humphrey Coliseum • 5:30 p.m.  
Starkville, MS

Mississippi State ushered in its 103th season of basketball Friday by knocking off Western Carolina, 66-56. And in the process, the Bulldogs collected their 400th win at Humphrey Coliseum.

Roquez Johnson paced MSU with 16 points, while Fred Thomas added 15. Gavin Ware recorded his 10th-career double-double with 14 points and 10 rebounds.

Five players made their MSU debut, including Maurice Dunlap and Demetrius Houston, who totaled 6 points and 7 rebounds, respectively.

Mississippi State went into the break up 31-30 on a putback by Ware at the buzzer.

The Bulldogs jumped out to the quick 4-0 lead, but the Catamounts hit a couple of 3-pointers to take an 18-15 advantage.

MSU responded, however, when Dunlap drained back-to-back treys to put his team up. At the half, the Bulldogs led by nine, 35-26.

Mississippi State opened up the second half with an 8-2 run to extend its lead to 39-32. The Catamounts would cut the Bulldogs lead to five, but a pair of free throws by Thomas and a jumper by Travis Daniels put the Bulldogs up seven at the halfway mark.

MSU pushed its lead to double digits for the first time at 57-47 thanks to a pair of free throws from Johnson. WCU would cut it as close as six in the final moments of the game, but clutch free throw shooting by the Bulldogs would seal the contest.

**Western Carolina**

Player	FG	3FG	FT	RB	PF	PT	A	Min
Brummitt	f 3-9	0-0	0-0	2	5	6	1	25
Thompson	f 0-2	0-0	0-0	1	2	0	2	11
Brown	g 4-15	2-8	1-3	4	2	11	3	38
Harrelson	g 5-12	3-9	1-2	1	0	14	3	37
Sinclair	g 7-14	3-6	3-5	3	2	20	1	36
Hall	0-2	0-0	0-0	5	5	0	1	16
Peterson	0-0	0-0	0-0	0	0	0	0	7
Browning	2-4	1-1	0-0	5	5	5	0	26
Williams	0-0	0-0	0-0	0	0	0	0	1
Brooks	0-0	0-0	0-0	0	1	0	1	3
<b>TOTALS</b>	<b>21-58</b>	<b>9-24</b>	<b>5-10</b>	<b>27</b>	<b>22</b>	<b>56</b>	<b>12</b>	<b>200</b>

**Mississippi State**

Player	FG	3FG	FT	RB	PF	PT	A	Min
Ware	f 4-7	0-0	6-8	10	3	14	0	32
Johnson	f 5-7	0-0	6-9	5	3	16	1	24
Thomas	g 4-10	2-5	5-5	6	2	15	0	32
Bloodman	g 1-2	0-0	5-6	2	2	7	6	32
Daniels	g 1-3	0-0	0-0	1	2	2	0	18
Dunlap	2-4	2-4	0-0	1	3	6	0	15
Houston	0-4	0-0	3-5	7	3	3	0	22
Ndoye	0-0	0-0	2-2	3	0	2	0	8
Black	0-0	0-0	1-2	2	0	1	0	17
<b>TOTALS</b>	<b>17-37</b>	<b>4-9</b>	<b>28-37</b>	<b>39</b>	<b>18</b>	<b>66</b>	<b>7</b>	<b>200</b>

Halftime: MSU 31, WCU 30. FG%: MSU 45.9%, WCU 36.2%. 3FG%: MSU 44.4%, WCU 37.5%. FT%: MSU 75.7%, WCU 50%. Turnovers: MSU 16 (Johnson, Thomas, Bloodman 3), WCU 11 (Harrelson 3). Blocked Shots: MSU 5 (Ware 3), WCU 4 (Browning, 2). Steals: MSU 5 (Ware, Johnson, Daniels, Ndoye, Black 1), WCU 10 (Browning, 4). Officials: Jim Burr, John Heatly, Kevin Fehr. Attendance: 6,261.

**GAME 2 — Nov. 17, 2014**

Mississippi State	89
Mississippi Valley State	68

Humphrey Coliseum • 7 p.m.  
Starkville, MS

Fred Thomas scored 17 points on 4-of-7 shooting, with three 3-point baskets as MSU rolled past Mississippi Valley State, 89-68.

MSU shot 59.6 percent from the floor and held a plus-22 rebounding advantage against the smaller MVSU lineup.

Travis Daniels hit a 3-point basket and Fred Thomas followed with back-to-back 3's as MSU quickly built an 11-5 advantage. The lead was stretched to 13 at 21-8 when Thomas hit four free throws on one possession after a flagrant foul.

A layup by Trivante Bloodman ran the lead to 25-8 with 14:35 left in the first half.

MSU shot 69.0 percent in the opening half and led 58-34 at halftime.

In the second half, MSU stretched the lead to 73-40 after back-to-back baskets by Roquez Johnson. Johnson joined Ware in the dominance of the inside game, as he led the Bulldogs with a game-high 20 points.

For the contest, the Bulldogs hit 31 of 52 shots from the field (59.6 percent), 4 of 15 shots from 3-point range (26.7 percent) and 23 of 32 shots from the foul line (71.9 percent). The Delta Devils hit 24 of 68 shots from the field (35.3 percent), 8 of 28 shots from 3-point range (28.6 percent) and 12 of 18 shots from the foul line (66.7 percent).

MSU held a 47-25 rebounding advantage.

**Mississippi Valley State**

Player	FG	3FG	FT	RB	PF	PT	A	Min
Whitfield	f 0-0	0-0	1-2	3	2	1	0	17
Milshtein	f 0-0	0-0	0-0	3	1	0	0	8
Priar	g 3-6	2-4	1-1	0	3	8	0	24
Washington	g 7-14	3-7	1-1	0	3	18	1	27
Williams	g 4-14	1-5	2-2	4	1	11	2	24
Vaughn	0-1	0-0	0-1	5	5	0	0	14
Jackson	1-3	0-2	0-0	0	0	2	0	9
Simmons	2-8	0-1	2-2	2	0	6	3	15
Corley	5-18	2-8	5-6	3	1	17	2	31
Kelly	2-2	0-0	1-4	0	3	5	1	6
Bargman	0-2	0-1	0-0	0	2	0	2	12
<b>TOTALS</b>	<b>24-68</b>	<b>8-28</b>	<b>12-18</b>	<b>25</b>	<b>21</b>	<b>68</b>	<b>12</b>	<b>200</b>

**Mississippi State**

Player	FG	3FG	FT	RB	PF	PT	A	Min
Ware	f 9-11	0-0	1-1	8	2	19	1	23
Johnson	f 9-10	0-0	2-4	5	3	20	2	23
Thomas	g 4-7	3-4	6-8	3	2	17	2	30
Bloodman	g 4-5	0-1	3-4	3	3	11	2	30
Daniels	g 0-5	1-5	5-7	6	0	10	2	26
Dunlap	0-5	0-2	5-6	2	1	5	1	16
Houston	2-6	0-2	0-0	7	1	4	0	20
Butler	0-1	0-1	0-0	0	0	0	0	3
Johnson	0-0	0-0	0-0	1	0	0	0	3
Ndoye	1-1	0-0	1-2	2	2	3	1	17
Black	0-0	0-0	0-0	5	3	0	0	9
<b>TOTALS</b>	<b>31-52</b>	<b>4-15</b>	<b>23-23</b>	<b>47</b>	<b>17</b>	<b>89</b>	<b>16</b>	<b>200</b>

Halftime: MSU 58, MVSU 34. FG%: MSU 59.9%, MVSU 35.5%. 3FG%: MSU 26.7%, MVSU 28.6%. FT%: MSU 71.9%, MVSU 66.7%. Turnovers: MSU 26 (Thomas 6), MVSU 16 (Priar 5). Blocked Shots: MSU 6 (Ware 3), MVSU 0. Steals: MSU 6 (Bloodman 4), MVSU 16 (Bargman 5). Officials: Vladimir Voyard-Tadal, Jacyn Goble, Brent Hampton. Attendance: 6,065.

## GAME 3 — Nov. 22, 2014

Mississippi State	71
Utah State	63

Humphrey Coliseum • Noon  
Starkville, MS

Behind 15-point efforts from both Fred Thomas and Roquez Johnson, Mississippi State rallied in the second half to beat Utah State 71-6.

In a game that featured 18 lead changes and 9 ties, the Bulldogs found themselves trailing 38-34 at the break.

The Aggies quickly extended the lead to 41-34 on a 3-pointer by Chris Smith, but the Bulldogs slowly chipped away and went up 42-41 on a 3-pointer by Thomas.

For the next 12 minutes, the lead continued to change hands. But with 5:38 to play, a dunk by Gavin Ware gave the Bulldogs a 59-58 advantage, one it never relinquished. Ware rounded out the double-digit scoring for MSU with 12 points to go along with his 8 rebounds.

MSU, which dominated the boards 38-21, was clutch down the stretch at the free throw line. In the final three minutes, the Bulldogs were 8 of 8 at the charity stripe, thanks to a 6-for-6 effort by Trivante Bloodman.

Mississippi State made 24 of its 52 shots, including a 4-of-15 mark beyond the arc. The Aggies were 20 of 47 shooting, and after making 7 of their 14 attempts from long range in the first half, they were just 3 of 13 in the final 20 minutes.

Chris Smith and Darius Perkins paced Utah State with 14 points each, while Jalen Moore added 13.

## Utah State

Player	FG	3FG	FT	RB	PF	PT	A	Min
Collette	f 3-5	0-0	0-0	0	4	6	3	24
Perkins	g 5-14	4-11	0-1	2	3	14	1	31
Moore	g 5-10	1-5	2-2	3	3	13	1	29
McGlastong	2-4	2-3	3-4	1	0	9	2	21
Smith	g 3-7	3-6	5-6	4	2	14	2	33
Cureton	0-1	0-0	1-2	0	0	1	0	7
Noma'aea	0-0	0-0	0-0	0	0	0	1	1
Pearre	0-3	0-2	0-0	2	1	0	0	19
Bolton	1-1	0-0	0-0	0	1	2	0	8
Harris	0-1	0-0	0-0	1	2	0	0	17
Jones	1-1	0-0	2-2	3	4	4	2	10
<b>TOTALS</b>	<b>20-47</b>	<b>10-27</b>	<b>13-17</b>	<b>21</b>	<b>20</b>	<b>63</b>	<b>12</b>	<b>200</b>

## Mississippi State

Player	FG	3FG	FT	RB	PF	PT	A	Min
Ware	f 6-7	0-0	0-0	8	3	12	0	23
Johnson	f 6-12	0-0	3-5	4	0	15	1	35
Thomas	g 4-12	2-5	5-9	3	2	15	1	32
Bloodman	g 1-2	0-1	6-6	3	4	8	6	26
Daniels	g 3-8	1-3	0-2	8	1	7	0	32
Dunlap	0-1	0-1	0-0	0	1	0	0	7
Houston	1-5	1-3	0-0	3	0	3	1	10
Ready	0-2	0-2	2-2	2	2	2	3	15
Ndoye	3-3	0-0	3-3	2	2	9	0	17
Black	0-0	0-0	0-0	0	0	0	0	3
<b>TOTALS</b>	<b>24-52</b>	<b>4-15</b>	<b>19-27</b>	<b>38</b>	<b>15</b>	<b>71</b>	<b>12</b>	<b>200</b>

Halftime: USU 38, MSU 34. FG%: MSU 47.8%, USU 50.0%. 3FG%: MSU 33.3%, USU 50.0%. FT%: MSU 66.7%, USU 73.3%. Turnovers: MSU 12 (Houston 4), USU 13 (Perkins 5). Blocked Shots: MSU 2 (Ware 2), USU 4 (Collette 2). Steals: MSU 7 (Daniels, Ready 2), USU 7 (Three players with 2). Officials: Mike Nance, Karl Hess, Patrick Evans. Attendance: 7,240.

## GAME 4 — Nov. 24, 2014

Mississippi State	
Clayton State	

Humphrey Coliseum • 7 p.m.  
Starkville, MS

Roquez Johnson led Mississippi State with 15 points in a 59-46 win against Clayton State.

MSU shot a season-low 38.0 percent from the field but rode a plus-13 advantage to the easy victory. MSU led by as many as 20 midway through the game's second half.

Johnson was followed in the scoring column by Trivante Bloodman with 12 points and Gavin Ware with 11. Johnson had a team-high eight rebounds, while Ware had seven rebounds.

MSU built an early 11-4 lead before Clayton State rallied for an 11-11 tie. The Bulldogs took the lead for good at 15-13 on a basket by Johnson. It would eventually be a 12-0 run for MSU and a 29-15 lead with 2:56 left in the half.

Clayton State only had one field goal over the final 7:39 as MSU led 29-18 at halftime.

The Bulldogs stretched the lead to 16 early in the second half. The Lakers closed within nine points at 37-28. MSU followed with an 11-0 run to remove all doubt from the contest.

For the contest, the Bulldogs hit 19 of 50 shots from the field (38.0 percent), 0 of 7 shots from 3-point range (0.0 percent) and 21 of 27 shots from the foul line (77.8 percent). The Lakers hit 18 of 52 shots from the field (34.6 percent), 4 of 21 shots from 3-point range (19.0 percent) and 6 of 15 shots from the foul line (40.0 percent).

MSU held a 43-30 rebounding advantage. The Bulldogs had five assists and 11 turnovers, while the Lakers had five assists and 12 turnovers.

## Clayton State

Player	FG	3FG	FT	RB	PF	PT	A	Min
Bell	f 0-2	0-0	0-0	2	4	0	0	19
Bonny	g 5-8	0-0	3-8	2	2	13	1	29
Terry	g 5-15	1-5	3-7	5	2	14	1	33
Bennamson	g 3-8	2-5	0-0	2	3	8	1	33
Joseph	g 1-5	0-3	0-0	2	2	2	1	26
Henry	1-3	1-3	0-0	5	0	3	0	11
Terry	1-6	0-4	0-0	0	0	2	1	19
Gibbons	1-4	0-1	0-1	2	1	2	0	5
Oji	1-3	0-1	0-0	5	5	2	0	25
<b>TOTALS</b>	<b>18-25</b>	<b>4-21</b>	<b>6-15</b>	<b>30</b>	<b>19</b>	<b>46</b>	<b>5</b>	<b>200</b>

## Mississippi State

Player	FG	3FG	FT	RB	PF	PT	A	Min
Ware	f 2-8	0-0	7-8	7	2	11	0	22
Johnson	f 7-13	0-0	1-2	8	1	15	0	27
Thomas	g 2-6	0-2	1-1	2	3	5	0	25
Bloodman	g 2-4	0-1	8-8	2	1	12	2	24
Daniels	g 1-3	0-1	0-0	5	1	2	1	21
Dunlap	2-4	0-1	0-0	5	2	4	0	12
Houston	0-5	0-0	0-0	5	3	0	0	19
Ready	0-2	0-2	2-3	2	1	2	2	18
Ndoye	2-3	0-0	1-2	5	2	5	0	18
Black	1-2	0-0	1-3	4	0	5	0	13
<b>TOTALS</b>	<b>19-50</b>	<b>0-7</b>	<b>21-27</b>	<b>43</b>	<b>16</b>	<b>59</b>	<b>5</b>	<b>200</b>

Halftime: MSU 29, CSU 18. FG%: MSU 38%, CSU 34.6%. 3FG%: MSU 0%, CSU 19%. FT%: MSU 77.8%, CSU 40%. Turnovers: MSU 11 (Ready, Bloodman, Thomas 2), CSU 12 (Bonny, Joseph, Oji 2). Blocked Shots: MSU 4 (Ware, Thomas, Daniels, Ndoye 1), CSU 3 (Oji 2). Steals: MSU 11 (Ready 5), CSU 6 (Terry 3). Officials: Anthony Jordan, Ken Washington, Orlandis Poole. Attendance: 6,030.

## GAME 5 — Nov. 28, 2014

Mississippi State	75
St. Louis	50

American Bank Center • 8:30 p.m.  
Corpus Christi, TX

Mississippi State found the road to its liking in beating St. Louis 75-50 in the Corpus Christi Coastal Challenge.

The Bulldogs shot 55.6 percent from the floor and were never threatened after scoring the game's first nine points.

MSU began the offensive assault early. Fred Thomas hit two 3-points and Travis Daniels hit another as the Bulldogs sprinted to a 9-0 lead less than three minutes into the contest.

It was the beginning of a big night for red-shirt junior Daniels, who hit 8-of-11 shots from the field, including 4-of-5 shots from 3-point range, for a career-high 21 points.

The Bulldogs pushed the lead to 26-13 on three consecutive baskets from Gavin Ware.

St. Louis ended the half on a 9-1 run to pull within 37-27 at the intermission.

The Billikens pulled within seven at 42-35 with 16:54 left in the contest. MSU followed with an 18-2 run to open a 60-37 advantage with 8:50 left in the contest.

The Bulldogs also got a lift from junior Craig Sword, who played for the first time this season. While Sword did not score in the contest, the Bulldogs' leading scorer from a year ago logged 11 minutes.

## Mississippi State

Player	FG	3FG	FT	RB	PF	PT	A	Min
Ware	f 8-11	0-0	0-0	5	3	16	1	22
Johnson	f 2-4	0-0	1-2	5	0	5	1	26
Thomas	g 4-6	3-5	3-3	3	2	14	2	21
Bloodman	g 2-3	0-0	1-1	3	1	14	3	20
Daniels	g 8-11	4-5	1-1	6	0	21	1	28
Dunlap	1-4	0-3	0-0	1	1	2	0	5
Houston	2-5	0-1	0-0	3	0	4	1	12
Butler	0-0	0-0	0-0	0	0	0	0	1
Johnson	0-0	0-0	0-0	0	0	0	0	1
Ready	2-6	1-3	0-0	2	0	5	5	21
Ndoye	1-2	0-0	0-0	2	5	2	0	13
Sword	0-0	0-0	0-0	2	2	0	0	11
Black	0-2	0-0	1-2	4	2	1	1	17
<b>TOTALS</b>	<b>30-54</b>	<b>8-17</b>	<b>7-9</b>	<b>39</b>	<b>16</b>	<b>75</b>	<b>17</b>	<b>198</b>

## St. Louis

Player	FG	3FG	FT	RB	PF	PT	A	Min
Lancona	f 1-5	0-2	0-0	2	0	2	0	14
Manning	c 1-4	0-0	0-0	1	0	2	1	15
McBroom	g 4-13	2-7	0-0	3	1	10	1	27
Yacoubou	g 4-6	0-1	0-2	3	2	8	0	17
Roby	g 1-3	1-3	0-2	1	1	3	0	13
Bartley	1-3	1-2	0-0	2	1	3	2	22
Yarbrough	3-9	0-0	1-3	1	4	7	0	22
Reynolds	0-3	0-1	2-4	3	1	2	0	13
Jolly	2-3	1-2	0-0	1	2	5	0	16
Gillmann	0-1	0-0	0-0	2	0	0	0	9
Crawford	1-3	0-0	0-0	1	0	2	0	15
Agbeko	2-2	0-0	2-2	2	0	6	0	17
<b>TOTALS</b>	<b>20-55</b>	<b>5-20</b>	<b>5-13</b>	<b>24</b>	<b>12</b>	<b>50</b>	<b>4</b>	<b>200</b>

Halftime: MSU 37, SLU 27. FG%: MSU 55.6%, WCU 36.4%. 3FG%: MSU 47.1%, WCU 25%. FT%: MSU 77.8%, WCU 38.5%. Turnovers: MSU 14 (Bloodman 4), WCU 11 (Yacoubou 2). Blocked Shots: MSU 5 (Ware 3), WCU 3 (Manning, Yarbrough, Jolly, 1). Steals: MSU 4 (Bloodman, Houston, Ready, Ndoye, 1), WCU 4 (McBroom, Yarbrough, 2). Officials: Gene Grimshaw, Ross Cullins, Jerry Scherzinger. Attendance: 2,350.

## GAME 6 — Nov. 29, 2014

TCU	61
Mississippi State	52

American Bank Arena • 6 p.m.  
Corpus Christi, Texas

A tough night offensively led to the end of Mississippi State's season-opening win streak in a 61-52 loss to TCU in the championship game of the Corpus Christi Coastal Classic.

Fred Thomas led the Bulldogs with 14 points on 5-of-10 shooting, including a 3-of-6 night from 3-point range. Trivante Bloodman and Gavin Ware were also in double figures with 11 points apiece.

MSU started cold, managing one field goal over the first seven minutes of play. Yet, it erased a 7-2 deficit by scoring the game's next six points. The lead went back and forth several times with the Bulldogs going ahead 19-17 on an I.J. Ready layup with 3:30 left in the half.

From there, MSU managed one field goal the rest of the half and trailed 30-21 at the break.

The Horned Frogs scored the first two baskets of the second half and stretched the lead to 34-21. MSU answered with back-to-back baskets from Fallou Ndoye and Fred Thomas. The Horned Frogs ran the lead back to 12 points at 43-31 with 12:41 left.

The Bulldogs mounted one last threat and pulled within five at 50-45 on a Thomas 3-point basket 3:38 left in the game. MSU missed two front end of one-plus-one opportunities and that made the comeback more difficult.

TCU held a 37-33 rebounding advantage. The Bulldogs had three assists and 12 turnovers, while the Horned Frogs had 12 assists and 15 turnovers.

## Mississippi State

Player	FG	3FG	FT	RB	P	PT	A	Min
Ware	f 3-12	0-0	5-6	4	5	11	0	29
Johnson	f 1-4	0-0	0-0	2	3	2	1	18
Thomas	g 5-10	3-6	1-2	4	3	14	0	26
Bloodman	g 4-6	0-0	3-5	1	3	11	0	26
Daniels	g 2-5	0-0	1-3	5	4	5	1	28
Dunlap	0-0	0-0	0-0	0	0	0	0	1
Houston	1-3	0-1	1-2	3	0	3	0	16
Ready	2-5	0-2	0-1	1	0	4	1	19
Ndoye	1-4	0-0	0-1	5	5	2	0	20
Sword	0-3	0-1	0-0	2	0	0	0	11
Black	0-0	0-0	0-0	0	2	0	0	6
<b>TOTALS</b>	<b>19-52</b>	<b>3-10</b>	<b>11-20</b>	<b>33</b>	<b>25</b>	<b>52</b>	<b>3</b>	<b>200</b>

## TCU

Player	FG	3FG	FT	RB	PF	PT	A	Min
Parrish	f 1-5	2-6	0-2	1	0	4	0	15
Washburn	f 4-6	0-1	4-11	8	2	12	3	34
Shepherd	c 0-2	0-1	1-2	3	3	1	2	22
Anderson	g 1-1	0-0	0-0	0	5	2	2	17
Zeigler	g 2-5	0-0	4-6	4	3	8	2	32
Collins	1-7	0-5	3-3	2	2	5	1	20
Fields	5-8	0-1	1-2	2	2	11	0	17
Price	2-2	1-1	0-0	1	1	5	2	10
Kabadyundi	0-0	0-0	0-0	0	0	0	0	0
Abron	1-1	0-0	1-2	3	1	3	0	5
Williams	4-7	1-1	1-3	11	1	10	0	28
<b>TOTALS</b>	<b>22-45</b>	<b>2-12</b>	<b>15-29</b>	<b>37</b>	<b>20</b>	<b>61</b>	<b>12</b>	<b>200</b>

Halftime: TCU 30, MSU 21. FG%: MSU 36.5%, TCU 48.9%. 3FG%: MSU 30%, TCU 16.7%. FT%: MSU 55%, TCU 51.7%. Turnovers: MSU 12 (Bloodman, Ware 3), TCU 15 (Zeigler 3). Blocked Shots: MSU 3 (Ware, Thomas, Ndoye 1), TCU 2 (Washburn, Fields 1). Steals: MSU 10 (Thomas 3), TCU 3 (Anderson, Fields, Abron 1). Officials: Jon Campbell, Todd Austin, Dave Cusick. Attendance: 2,867.

## GAME 7 — Dec. 6, 2014

Tulane	59
Mississippi State	54

Devlin Fieldhouse • 1 p.m.  
New Orleans, LA

Mississippi State fought valiantly but could not make enough shots to win its first true road game of the year, losing 59-54 at Tulane.

The contest was nip-and-tuck throughout with six tied scores and 10 lead changes.

MSU built an early two-point lead at 7-5 on a Fred Thomas 3-pointer. The Bulldogs were again on top at 14-12 and 16-14 on layup attempts by Roquez Johnson. The Bulldogs would continue the strong inside play early to stretch the lead to 22-18 on a jumper by I.J. Ready.

Tulane followed with an 8-2 run to end the half for a 28-26 lead at the intermission.

MSU shot 38.5 percent in the opening half but made only 1-of-7 shots from 3-point range.

MSU managed only one field goal over the final 5:04 of the opening half. A similar draught took place early in the second frame as Tulane built a 41-34 lead with 14:16 left in the contest. Two baskets by Gavin Ware were the only MSU field goals over the first six minutes of the second half.

Down 45-38, the Bulldogs turned to defensive pressure to get back in the contest. MSU pieced together an 11-3 run to take a 49-48 lead on a Fred Thomas 3-pointer with 6:06 left.

The lead would change hands a couple of times before Tulane took the lead for good on a Louis Dabney basket at 56-54 with 2:06 left in the game. The Bulldogs had only one field goal over the 5:30 of play.

Travis Daniels led MSU with 13 points and nine rebounds.

## Mississippi State

Player	FG	3FG	FT	RB	P	PT	A	Min
Ware	f 4-10	0-0	3-4	3	2	11	0	22
Daniels	f 4-10	0-3	5-7	9	2	13	0	34
Johnson	f 5-9	0-0	0-1	6	2	10	0	34
Thomas	g 3-12	2-6	0-0	5	3	8	1	32
Bloodman	g 2-7	0-1	0-0	2	2	4	5	29
Houston	0-1	0-1	0-0	2	2	0	0	6
Ready	2-5	0-2	2-2	1	0	6	1	17
Ndoye	0-0	0-0	0-0	2	2	0	1	2
Sword	0-0	0-0	0-0	0	0	0	0	2
Black	1-1	0-0	0-0	0	1	2	0	6
<b>TOTALS</b>	<b>21-55</b>	<b>2-13</b>	<b>10-16</b>	<b>32</b>	<b>16</b>	<b>54</b>	<b>14</b>	<b>200</b>

## Tulane

Player	FG	3FG	FT	RB	PF	PT	A	Min
Smith	f 2-2	0-0	1-2	4	3	5	0	15
Drye	f 0-3	0-1	1-3	6	3	1	2	22
Dabney	g 4-13	1-4	0-0	4	1	9	4	32
Stark	g 5-15	1-4	2-3	4	0	13	2	33
Hook	g 6-9	5-8	0-0	2	2	17	0	32
Pinckney	0-1	0-0	0-0	0	0	0	0	6
Mack	2-2	0-0	0-0	1	1	4	0	15
Reynolds	3-5	0-1	0-0	3	2	4	1	12
Osetkowski	1-1	0-0	2-2	5	2	4	2	20
Henson	0-3	0-1	2-2	3	2	0	1	24
<b>TOTALS</b>	<b>23-54</b>	<b>7-19</b>	<b>6-11</b>	<b>37</b>	<b>16</b>	<b>59</b>	<b>13</b>	<b>200</b>

Halftime: TU 28, MSU 26. FG%: MSU 38.25%, TU 42.6%. 3FG%: MSU 15.4%, TU 36.3%. FT%: MSU 62.5%, TU 54.5%. Turnovers: MSU 14 (Daniels, Johnson 3), TU 16 (Dabney, 4). Blocked Shots: MSU 2 (Ware, 2), TU 3 (Smith, Drye, Stark 1). Steals: MSU 7 (Thomas 3), TU 9 (Smith, Dabney 2). Officials: Steve Olson, Ted Valentine, Mark Whitehead. Attendance: 1,483.

## GAME 8 — Dec. 13

Oregon State	59
Mississippi State	49

Gill Coliseum • 3 p.m.  
Corvallis, OR

Mississippi State battled back from an early 14-point deficit Saturday afternoon but it wasn't enough in a 59-49 loss to Oregon State.

MSU dropped its third-straight game after opening the season with five straight wins.

The Bulldogs committed 17 turnovers which led to 23 points for the Beavers. MSU made seven turnovers in the first seven minutes of play as Oregon State quickly sprinted to a 16-2 advantage early in the contest.

MSU would go down by as many as 12 points at 20-8 before the hot shooting of Fred Thomas began a rally. Thomas hit back-to-back 3-point baskets as the Bulldogs closed within five points. The Bulldogs were within two points at 23-21 after an old-fashioned 3-point play by Trivante Bloodman.

Oregon State (6-2) ended the half with a 7-2 run to take a 30-23 lead at halftime.

In the second half, Oregon State used another strong stretch of defensive play to extend its lead to 15 points and 41-26 with 14:39 left. The Beavers led by as many as 16 with 9:28 left.

Again, the shooting of Thomas and strong point guard play from I.J. Ready led another rally. A dunk by Roquez Johnson and layup by Gavin Ware capped a 9-0 run as the Bulldogs closed within 51-47 with 4:26 left.

The Bulldogs missed the front end of a one-plus-one on the next possession and turned the ball over a possession later as the Beavers were able to ease out to the win.

## Mississippi State

Player	FG	3FG	FT	RB	P	PT	A	Min
Ware	f 3-7	0-0	0-0	7	1	6	1	28
Daniels	f 1-8	0-4	0-0	5	2	2	0	26
Thomas	g 4-11	3-8	5-5	9	3	16	1	29
Bloodman	g 1-6	0-2	3-3	1	2	5	2	27
Sword	g 3-8	2-7	0-1	3	3	8	1	31
Ready	3-4	1-2	0-0	1	3	7	1	17
Ndoye	0-0	0-0	0-0	1	0	0	0	12
Johnson	2-5	0-0	1-2	6	3	5	1	25
Black	0-0	0-0	0-0	0	0	0	0	5
<b>TOTALS</b>	<b>17-49</b>	<b>6-23</b>	<b>9-11</b>	<b>34</b>	<b>17</b>	<b>49</b>	<b>7</b>	<b>200</b>

## Tulane

Player	FG	3FG	FT	RB	PF	PT	A	Min
Gomis	f 1-5	0-0	1-2	7	2	3	2	20
Schaftena	f 2-7	1-5	0-0	7	0	5	1	25
Payton	g 5-11	1-5	2-2	8	4	13	2	35
Duvivier	g 3-7	1-3	0-0	1	1	7	5	37
Morris-Wa	g 4-12	2-5	0-0	3	1	10	2	32
Robbins	1-7	0-1	2-3	1	0	4	2	17
N'diaye	2-2	0-0	0-0	1	1	4	0	8
Reid	4-8	0-0	5-6	3	4	13	1	26
<b>TOTALS</b>	<b>22-59</b>	<b>5-19</b>	<b>10-13</b>	<b>40</b>	<b>16</b>	<b>59</b>	<b>15</b>	<b>200</b>

Halftime: OSU 30, MSU 23. FG%: MSU 34.7%, OSU 37.7%. 3FG%: MSU 26.1%, OSU 26.3%. FT%: MSU 81.8%, OSU 76.9%. Turnovers: MSU 17 (Sword 6), OSU 10 (Morris-Walker, 3). Blocked Shots: MSU 1 (Ware, 1), OSU 2 (Gomis, N'diaye 1). Steals: MSU 5 (Bloodman 2), OSU 6 (Payton, Morris-Walker 2). Officials: Chris Rastatter, Tommy Nunez, Kevin Brill. Attendance: 4,211.



## GAME 9 — DEC. 17, 2014

Arkansas State	69
Mississippi State	55

Humphrey Coliseum • Noon  
Starkville, MS

Roquez Johnson tied his career-high with 20 points for the fourth time, but it wasn't enough as Arkansas State rallied to beat Mississippi State 69-55.

MSU shot 32.3 percent from the field and did not lead in the final 33 minutes of play.

Arkansas State quickly built a 12-4 lead less than four minutes into the contest. The Bulldogs responded with the game's next 11 points. Back-to-back baskets by Johnson and a layup by Fallou Ndoeye capped the run and placed the Bulldogs on top 15-12.

The lead switched back and forth a couple of times before Sean Gardner extended the Arkansas State lead to 24-21 on a jumper in the lane. The Bulldogs would not lead again, falling down by eight points twice in the half, including 35-27 at the intermission.

Arkansas State extended the lead to 10 points at 41-31 less than three minutes into the second half. The Bulldogs closed within seven points on an I.J. Ready 3-pointer at 51-44 with 8:30 left.

The Bulldogs finished with one field goal in the final 4:19 and could not close the gap.

Arkansas State held a 39-33 rebounding advantage.

Roquez Johnson led the Bulldogs with 20 points, while Ready was next with eight points. Johnson also had a team-high seven rebounds.

Gardner paced Arkansas State with 22 points.

## Arkansas State

Player	FG	3FG	FT	RB	PF	PT	A	Min
Livingston f	3-5	0-2	2-6	7	3	8	1	34
Bocoum c	4-8	0-0	5-8	8	1	13	0	31
Golden g	6-13	3-7	0-1	2	5	15	4	36
Hardwick g	1-2	0-0	5-7	6	1	7	7	29
Gardner g	8-14	5-10	1-2	5	1	22	0	36
Macklien	0-1	0-0	0-0	4	0	0	1	18
Foster	0-0	0-0	0-0	0	0	0	0	1
Downs	2-3	0-0	0-0	4	3	4	0	15
<b>TOTALS</b>	<b>24-46</b>	<b>8-19</b>	<b>13-24</b>	<b>39</b>	<b>14</b>	<b>69</b>	<b>13</b>	<b>200</b>

## Mississippi State

Player	FG	3FG	FT	RB	PF	PT	A	Min
Ware f	1-5	0-0	2-2	4	0	4	0	17
Daniels f	0-3	0-1	0-0	2	0	0	0	8
Thomas g	2-9	0-4	0-0	3	1	4	0	27
Bloodman g	1-5	0-0	2-2	1	0	4	1	13
Sword g	1-6	1-3	0-1	1	2	3	0	21
Dunlap	1-4	1-3	0-0	0	3	3	0	15
Houston	2-5	0-1	1-2	5	3	5	1	18
Ready	3-14	1-5	1-1	2	1	8	1	27
Ndoeye	2-3	0-0	0-0	1	3	4	1	13
Johnson	8-11	0-0	4-4	7	2	20	0	32
Black	0-0	0-0	0-0	4	2	0	0	9
<b>TOTALS</b>	<b>21-65</b>	<b>3-17</b>	<b>10-12</b>	<b>33</b>	<b>17</b>	<b>55</b>	<b>4</b>	<b>200</b>

Halftime: ASU 35, MSU 27. FG%: MSU 32.3%, ASU 52.2%. 3FG%: MSU 17.6%, ASU 42.1%. FT%: MSU 83.3%, ASU 54.2%. Turnovers: MSU 9 (Ready 2), ASU 14 (Hardwick, Livingston 3). Blocked Shots: MSU 2 (Houston, Black), ASU 3 (Bocoum 2). Steals: MSU 7 (Houston, Sword 2), ASU 4 (Bocoum 2). Officials: Antinio Petty, Olandis Pool, Ron Groover. Attendance: 5,390.

## GAME 10 — DEC. 20, 2014

USC Upstate	53
Mississippi State	51

Mississippi Coliseum • 3 p.m.  
Jackson, MS

Despite a much-improved effort in the second half, it wasn't enough as Mississippi State lost, 53-31.

Ty Greene's jumper in the lane with six seconds left in regulation lifted South Carolina Upstate to the win.

The Bulldogs hit only 1-of-15 3-point shots attempts and managed only six assists in the contest. The loss extended MSU's losing streak to five straight games.

MSU struggled offensively in the early stages of the contest. The Bulldogs kept playing defense though to hang tight. A basket by Travis Daniels gave MSU its first lead at 11-10.

Upstate responded with the game's next seven points. A jumper by Greene from the top of the key ran the Spartans' advantage to 17-11.

MSU managed one field goal the final 9:55 of the half and trailed 22-15 at the intermission.

In the second half, the Bulldogs scored the first six points to quickly close within 22-21 on a dunk by Johnson.

Upstate followed with a couple of transition baskets to fuel a 7-0 run for a 31-23 lead with 14:18 left in the half.

MSU battled back for a 35-33 lead on back-to-back possessions where Johnson drove to the basket, drew a foul and hit both free throws.

Upstate responded with the game's next seven points.

MSU didn't lead again until a jumper from Tri-vante Bloodman placed them on top 49-48 with 1:53 left. A dunk by MSU's Fallou Ndoeye tied the teams at 51 with 17 seconds left.

## USC Upstate

Player	FG	3FG	FT	RB	PF	PT	A	Min
Stephens f	1-2	0-1	0-0	0	0	0	0	5
Buchanan c	3-6	0-0	3-4	5	5	9	2	21
Greene g	5-13	0-5	2-4	2	3	12	1	34
Blessing g	1-6	1-6	0-0	4	1	3	2	35
Miller g	4-10	2-7	0-0	4	2	10	2	36
Goodwin	6-9	1-3	1-2	1	4	14	2	22
Smith	0-1	0-0	0-0	1	1	0	0	16
Cuthbertso	0-4	0-0	0-0	1	1	3	0	14
Schulte	1-1	0-0	1-2	2	2	3	0	17
<b>TOTALS</b>	<b>21-52</b>	<b>4-25</b>	<b>7-12</b>	<b>23</b>	<b>19</b>	<b>53</b>	<b>9</b>	<b>200</b>

## Mississippi State

Player	FG	3FG	FT	RB	PF	PT	A	Min
Ndoeye f	4-5	0-0	3-4	3	4	11	0	21
Johnson f	3-5	0-0	9-13	9	1	15	1	35
Thomas g	3-9	1-7	0-0	8	2	7	2	34
Bloodman g	2-3	0-1	2-2	0	2	6	2	29
Ready g	3-10	0-4	2-2	1	0	8	1	29
Ware	0-1	0-0	0-0	0	2	0	0	5
Daniels	2-7	0-2	0-0	6	1	4	0	20
Sword	0-3	0-1	0-0	2	3	0	0	8
Black	0-1	0-0	0-0	3	1	0	0	19
<b>TOTALS</b>	<b>17-44</b>	<b>1-15</b>	<b>16-21</b>	<b>39</b>	<b>16</b>	<b>51</b>	<b>6</b>	<b>200</b>

Halftime: UPST 22, MSU 15. FG%: MSU 38.6%, UPST 40.4%. 3FG%: MSU 6.7%, UPST 16%. FT%: MSU 86.7%, UPST 58.3%. Turnovers: MSU 16 (Bloodman, Ware, Daniels 2), UPST 7 (Greene, Blessing, Miller 2). Blocked Shots: MSU 2 (Thomas, Bloodman 1), UPST 5 (Miller 2). Steals: MSU 5 (Johnson, Thomas 2), UPST 9 (Greene, Miller 3). Officials: Mike Nance, John Hampton, Tony Henderson Attendance: 1,102.

## GAME 11 — DEC. 23, 2014

Mississippi State	
Jacksonville	

Humphrey Coliseum • 7 p.m.  
Starkville, MS

Mississippi State Basketball  
Mississippi State Combined Team Statistics (as of Dec 20, 2014)  
All games

RECORD:	OVERALL	HOME	AWAY	NEUTRAL
ALL GAMES	5-5	4-1	0-2	1-2
CONFERENCE	0-0	0-0	0-0	0-0
NON-CONFERENCE	5-5	4-1	0-2	1-2

#	Player	gp-gs	min	avg	Total		3-Point		F-Throw		Rebounds								a	to	blk	stl	pts	avg
					fg-fga	fg%	3fg-fga	3fg%	ft-fta	ft%	off	def	tot	avg	pf	dq								
25	Roquez Johnson	10-8	279	27.9	48-80	.600	0-0	.000	27-42	.643	26	31	57	5.7	18	0	8	20	1	11	123	12.3		
01	Fred Thomas	10-10	288	28.8	35-92	.380	19-52	.365	26-33	.788	6	43	49	4.9	23	0	9	17	6	14	115	11.5		
20	Gavin Ware	10-9	223	22.3	40-79	.506	0-0	.000	24-29	.828	21	35	56	5.6	23	1	3	13	16	1	104	10.4		
03	Trivante Bloodman	10-10	256	25.6	20-43	.465	0-7	.000	33-39	.846	6	12	18	1.8	20	0	34	24	1	12	73	7.3		
23	Travis Daniels	10-9	241	24.1	24-64	.375	6-24	.250	12-20	.600	17	36	53	5.3	13	0	5	17	1	5	66	6.6		
15	I.J. Ready	8-1	164	20.5	15-48	.313	3-22	.136	9-11	.818	1	11	12	1.5	7	0	15	8	0	10	42	5.3		
22	Fallou Ndoeye	10-1	157	15.7	14-21	.667	0-0	.000	10-14	.714	11	15	26	2.6	25	2	3	10	2	3	38	3.8		
00	Maurice Dunlap	7-0	71	10.1	6-22	.273	3-14	.214	5-6	.833	1	3	4	0.6	11	0	1	3	0	2	20	2.9		
02	Demetrius Houston	8-0	123	15.4	8-34	.235	1-9	.111	5-9	.556	7	26	33	4.1	12	0	3	13	2	5	22	2.8		
32	Craig Sword	6-2	84	14.0	4-20	.200	3-12	.250	0-2	.000	0	10	10	1.7	10	0	2	12	1	3	11	1.8		
33	Oliver Black	10-0	104	10.4	2-6	.333	0-0	.000	3-7	.429	6	16	22	2.2	11	0	1	7	2	1	7	0.7		
10	Jeffery Johnson	2-0	4	2.0	0-0	.000	0-0	.000	0-0	.000	0	1	1	0.5	0	0	0	1	0	0	0	0.0		
05	Isaiah Butler	2-0	4	2.0	0-1	.000	0-1	.000	0-0	.000	0	0	0	0.0	0	0	1	1	0	0	0	0.0		
Team											15	21	36				1							
Total.....		10	1998		216-510	.424	35-141	.248	154-212	.726	117	260	377	37.7	173	3	85	147	32	67	621	62.1		
Opponents.....		10	2000		215-536	.401	62-214	.290	92-162	.568	100	203	303	30.3	176	-	107	125	29	74	584	58.4		

TEAM STATISTICS	MS	OPP
SCORING	621	584
Points per game	62.1	58.4
Scoring margin	+3.7	-
FIELD GOALS-ATT	216-510	215-536
Field goal pct	.424	.401
3 POINT FG-ATT	35-141	62-214
3-point FG pct	.248	.290
3-pt FG made per game	3.5	6.2
FREE THROWS-ATT	154-212	92-162
Free throw pct	.726	.568
F-Throws made per game	15.4	9.2
REBOUNDS	377	303
Rebounds per game	37.7	30.3
Rebounding margin	+7.4	-
ASSISTS	85	107
Assists per game	8.5	10.7
TURNOVERS	147	125
Turnovers per game	14.7	12.5
Turnover margin	-2.2	-
Assist/turnover ratio	0.6	0.9
STEALS	67	74
Steals per game	6.7	7.4
BLOCKS	32	29
Blocks per game	3.2	2.9
ATTENDANCE	30986	12013
Home games-Avg/Game	5-6197	2-2847
Neutral site-Avg/Game	-	3-2106

Date	Opponent		Score	Att.
11-14-14	WESTERN CAROLINA	w	66-56	6261
11-17-14	MISSISSIPPI VALLEY	w	89-68	6065
11-22-14	UTAH STATE	w	71-63	7240
11-24-14	CLAYTON STATE	w	59-46	6030
11-28-14	vs St. Louis	w	75-50	2350
11-29-14	vs TCU	L	52-61	2867
12-06-14	at Tulane	L	54-59	1483
12-13-14	at Oregon State	L	49-59	4211
12-17-14	ARKANSAS STATE	L	55-69	5390
12-20-14	vs USC Upstate	L	51-53	1102

\* - Conference game

Score by Periods	1st	2nd	Totals
Mississippi State	301	320	621
Opponents	292	292	584

Mississippi State Basketball  
Mississippi State Game-by-Game Highs (as of Dec 20, 2014)  
All games

Opponent	Date	Score	Points	Rebounds	Assists	Steals	Blocked shots
WESTERN CAROLINA	11-14-14	66-56	16-Roquez Johnson	10-Gavin Ware	6-Trivante Bloodman	1-Gavin Ware Fallou Ndoye Oliver Black Travis Daniels Roquez Johnson	3-Gavin Ware
MISSISSIPPI VALLEY	11-17-14	89-68	20-Roquez Johnson	8-Gavin Ware	7-Trivante Bloodman	4-Trivante Bloodman	3-Gavin Ware
UTAH STATE	11-22-14	71-63	15-Fred Thomas Roquez Johnson	8-Travis Daniels Gavin Ware	6-Trivante Bloodman	2-Roquez Johnson Travis Daniels I.J. Ready	2-Gavin Ware
CLAYTON STATE	11-24-14	59-46	15-Roquez Johnson	8-Roquez Johnson	2-Trivante Bloodman I.J. Ready	5-Fred Thomas	1-Gavin Ware Fred Thomas Travis Daniels Fallou Ndoye
vs St. Louis	11-28-14	75-50	21-Travis Daniels	6-Travis Daniels	5-I.J. Ready	1-Demetrius Houston I.J. Ready Fallou Ndoye Trivante Bloodman	3-Gavin Ware
vs TCU	11-29-14	52-61	14-Fred Thomas	5-Travis Daniels Fallou Ndoye	1-Travis Daniels I.J. Ready Roquez Johnson	3-Fred Thomas	1-Fred Thomas Fallou Ndoye Gavin Ware
at Tulane	12-06-14	54-59	13-Travis Daniels	9-Travis Daniels	5-Trivante Bloodman	3-Fred Thomas	2-Gavin Ware
at Oregon State	12-13-14	49-59	16-Fred Thomas	9-Fred Thomas	2-Trivante Bloodman	2-Trivante Bloodman	1-Gavin Ware
ARKANSAS STATE	12-17-14	55-69	20-Roquez Johnson	7-Roquez Johnson	1-I.J. Ready Trivante Bloodman Demetrius Houston Fallou Ndoye	2-Demetrius Houston Craig Sword	1-Demetrius Houston Oliver Black
vs USC Upstate	12-20-14	51-53	15-Roquez Johnson	9-Roquez Johnson	2-Fred Thomas Trivante Bloodman	2-Fred Thomas Roquez Johnson	1-Trivante Bloodman Fred Thomas



**2014-15 Mississippi State Basketball**  
**Mississippi State Team Game-by-Game Comparison (as of Dec 21, 2014)**  
**All games**



Opponent	1st	2nd	Score	Mar	Total FG	FG Pct	3-Pointers	3FG Pct	Free Throws	FT Pct	Rebounds	Assist	T/Over	Block	Steal	Fouls
WESTERN CAROLINA	31/30	35/26	66-56	+10	17-37/21-58	.459/.362	4-9/9-24	.444/.375	28-37/5-10	.757/.500	39/27 +12	7/12	16/11	5/4	5/10	18/22
MISSISSIPPI VALLEY	58/34	31/34	89-68	+21	31-52/24-68	.596/.353	4-15/8-28	.267/.286	23-32/12-18	.719/.667	47/25 +22	16/12	26/16	6/0	6/16	17/21
UTAH STATE	34/38	37/25	71-63	+8	24-52/20-47	.462/.426	4-15/10-27	.267/.370	19-27/13-17	.704/.765	38/21 +17	12/12	12/13	2/4	7/7	15/20
CLAYTON STATE	29/18	30/28	59-46	+13	19-50/18-52	.380/.346	0-7/4-21	.000/.190	21-27/6-15	.778/.400	43/30 +13	5/5	11/12	4/3	11/6	16/19
St. Louis	37/27	38/23	75-50	+25	30-54/20-55	.556/.364	8-17/5-20	.471/.250	7-9/5-13	.778/.385	39/24 +15	17/4	14/11	5/3	4/4	16/12
TCU	21/30	31/31	52-61	(9)	19-52/22-45	.365/.489	3-10/2-12	.300/.167	11-20/15-29	.550/.517	33/37 (4)	3/12	12/15	3/2	10/3	25/20
Tulane	26/28	28/31	54-59	(5)	21-55/23-54	.382/.426	2-13/7-19	.154/.368	10-16/6-11	.625/.545	32/37 (5)	8/13	14/16	2/3	7/9	16/16
Oregon State	23/30	26/29	49-59	(10)	17-49/22-59	.347/.373	6-23/5-19	.261/.263	9-11/10-13	.818/.769	34/40 (6)	7/15	17/10	1/2	5/6	17/13
ARKANSAS STATE	27/35	28/34	55-69	(14)	21-65/24-46	.323/.522	3-17/8-19	.176/.421	10-12/13-24	.833/.542	33/39 (6)	4/13	9/14	2/3	7/4	17/14
USC Upstate	15/22	36/31	51-53	(2)	17-44/21-52	.386/.404	1-15/4-25	.067/.160	16-21/7-12	.762/.583	39/23 +16	6/9	16/7	2/5	5/9	16/19

Note: Game totals are displayed in the format TEAM/OPPONENT for each category

Mississippi State Basketball  
Mississippi State Team High/Low Analysis (as of Dec 20, 2014)  
All games

Mississippi State - TEAM GAME HIGHS

POINTS	89	MISSISSIPPI VALLEY (11-17-14)
	75	vs St. Louis (11-28-14)
	71	UTAH STATE (11-22-14)
	66	WESTERN CAROLINA (11-14-14)
	59	CLAYTON STATE (11-24-14)
FIELD GOALS MADE	31	MISSISSIPPI VALLEY (11-17-14)
	30	vs St. Louis (11-28-14)
FIELD GOAL ATTEMPTS	65	ARKANSAS STATE (12-17-14)
	55	at Tulane (12-06-14)
FIELD GOAL PERCENTAGE	.596 (31-52)	MISSISSIPPI VALLEY (11-17-14)
	.556 (30-54)	vs St. Louis (11-28-14)
3 PT FIELD GOALS MADE	8	vs St. Louis (11-28-14)
	6	at Oregon State (12-13-14)
3 PT FG ATTEMPTS	23	at Oregon State (12-13-14)
	17	ARKANSAS STATE (12-17-14)
	17	vs St. Louis (11-28-14)
3 PT FG PERCENTAGE	.471 (8-17)	vs St. Louis (11-28-14)
	.444 (4-9)	WESTERN CAROLINA (11-14-14)
FREE THROWS MADE	28	WESTERN CAROLINA (11-14-14)
	23	MISSISSIPPI VALLEY (11-17-14)
FREE THROW ATTEMPTS	37	WESTERN CAROLINA (11-14-14)
	32	MISSISSIPPI VALLEY (11-17-14)
FREE THROW PERCENTAGE	.833 (10-12)	ARKANSAS STATE (12-17-14)
	.818 (9-11)	at Oregon State (12-13-14)
REBOUNDS	47	MISSISSIPPI VALLEY (11-17-14)
	43	CLAYTON STATE (11-24-14)
ASSISTS	17	vs St. Louis (11-28-14)
	16	MISSISSIPPI VALLEY (11-17-14)
STEALS	11	CLAYTON STATE (11-24-14)
	10	vs TCU (11-29-14)
BLOCKED SHOTS	6	MISSISSIPPI VALLEY (11-17-14)
	5	vs St. Louis (11-28-14)
	5	WESTERN CAROLINA (11-14-14)
TURNOVERS	26	MISSISSIPPI VALLEY (11-17-14)
	17	at Oregon State (12-13-14)
FOULS	25	vs TCU (11-29-14)
	18	WESTERN CAROLINA (11-14-14)

Mississippi State Basketball  
Mississippi State High/Low Analysis (as of Dec 20, 2014)  
All games

Opponent - GAME HIGHS

POINTS	69	ARKANSAS STATE (12-17-14)
	68	MISSISSIPPI VALLEY (11-17-14)
	63	UTAH STATE (11-22-14)
	61	vs TCU (11-29-14)
	59	at Oregon State (12-13-14)
	59	at Tulane (12-06-14)
FIELD GOALS MADE	24	ARKANSAS STATE (12-17-14)
	24	MISSISSIPPI VALLEY (11-17-14)
FIELD GOAL ATTEMPTS	68	MISSISSIPPI VALLEY (11-17-14)
	59	at Oregon State (12-13-14)
FIELD GOAL PERCENTAGE	.522 (24-46)	ARKANSAS STATE (12-17-14)
	.489 (22-45)	vs TCU (11-29-14)
3 PT FIELD GOALS MADE	10	UTAH STATE (11-22-14)
	9	WESTERN CAROLINA (11-14-14)
3 PT FG ATTEMPTS	28	MISSISSIPPI VALLEY (11-17-14)
	27	UTAH STATE (11-22-14)
3 PT FG PERCENTAGE	.421 (8-19)	ARKANSAS STATE (12-17-14)
	.375 (9-24)	WESTERN CAROLINA (11-14-14)
FREE THROWS MADE	15	vs TCU (11-29-14)
	13	ARKANSAS STATE (12-17-14)
	13	UTAH STATE (11-22-14)
FREE THROW ATTEMPTS	29	vs TCU (11-29-14)
	24	ARKANSAS STATE (12-17-14)
FREE THROW PERCENTAGE	.769 (10-13)	at Oregon State (12-13-14)
	.765 (13-17)	UTAH STATE (11-22-14)
REBOUNDS	40	at Oregon State (12-13-14)
	39	ARKANSAS STATE (12-17-14)
ASSISTS	15	at Oregon State (12-13-14)
	13	ARKANSAS STATE (12-17-14)
	13	at Tulane (12-06-14)
STEALS	16	MISSISSIPPI VALLEY (11-17-14)
	10	WESTERN CAROLINA (11-14-14)
BLOCKED SHOTS	5	vs USC Upstate (12-20-14)
	4	UTAH STATE (11-22-14)
	4	WESTERN CAROLINA (11-14-14)
TURNOVERS	16	at Tulane (12-06-14)
	16	MISSISSIPPI VALLEY (11-17-14)
FOULS	22	WESTERN CAROLINA (11-14-14)
	21	MISSISSIPPI VALLEY (11-17-14)

Mississippi State Basketball  
Mississippi State High/Low Analysis (as of Dec 20, 2014)  
All games

Mississippi State - GAME LOWS

POINTS	49	at Oregon State (12-13-14)
	51	vs USC Upstate (12-20-14)
	52	vs TCU (11-29-14)
	54	at Tulane (12-06-14)
	55	ARKANSAS STATE (12-17-14)
FIELD GOALS MADE	17	WESTERN CAROLINA (11-14-14)
	17	at Oregon State (12-13-14)
	17	vs USC Upstate (12-20-14)
FIELD GOAL ATTEMPTS	37	WESTERN CAROLINA (11-14-14)
	44	vs USC Upstate (12-20-14)
FIELD GOAL PERCENTAGE	.323 (21-65)	ARKANSAS STATE (12-17-14)
	.347 (17-49)	at Oregon State (12-13-14)
3 PT FIELD GOALS MADE	0	CLAYTON STATE (11-24-14)
	1	vs USC Upstate (12-20-14)
3 PT FG ATTEMPTS	7	CLAYTON STATE (11-24-14)
	9	WESTERN CAROLINA (11-14-14)
3 PT FG PERCENTAGE	.000 (0-7)	CLAYTON STATE (11-24-14)
	.067 (1-15)	vs USC Upstate (12-20-14)
FREE THROWS MADE	7	vs St. Louis (11-28-14)
	9	at Oregon State (12-13-14)
FREE THROW ATTEMPTS	9	vs St. Louis (11-28-14)
	11	at Oregon State (12-13-14)
FREE THROW PERCENTAGE	.550 (11-20)	vs TCU (11-29-14)
	.625 (10-16)	at Tulane (12-06-14)
REBOUNDS	32	at Tulane (12-06-14)
	33	vs TCU (11-29-14)
	33	ARKANSAS STATE (12-17-14)
ASSISTS	3	vs TCU (11-29-14)
	4	ARKANSAS STATE (12-17-14)
STEALS	4	vs St. Louis (11-28-14)
	5	WESTERN CAROLINA (11-14-14)
	5	at Oregon State (12-13-14)
	5	vs USC Upstate (12-20-14)
BLOCKED SHOTS	1	at Oregon State (12-13-14)
	2	UTAH STATE (11-22-14)
	2	at Tulane (12-06-14)
	2	ARKANSAS STATE (12-17-14)
	2	vs USC Upstate (12-20-14)
TURNOVERS	9	ARKANSAS STATE (12-17-14)
	11	CLAYTON STATE (11-24-14)
FOULS	15	UTAH STATE (11-22-14)
	16	CLAYTON STATE (11-24-14)
	16	vs St. Louis (11-28-14)
	16	at Tulane (12-06-14)
	16	vs USC Upstate (12-20-14)



Mississippi State Basketball  
Mississippi State High/Low Analysis (as of Dec 20, 2014)  
All games

Opponent - GAME LOWS

POINTS	46	CLAYTON STATE (11-24-14)
	50	vs St. Louis (11-28-14)
	53	vs USC Upstate (12-20-14)
	56	WESTERN CAROLINA (11-14-14)
	59	at Tulane (12-06-14)
	59	at Oregon State (12-13-14)
FIELD GOALS MADE	18	CLAYTON STATE (11-24-14)
	20	UTAH STATE (11-22-14)
	20	vs St. Louis (11-28-14)
FIELD GOAL ATTEMPTS	45	vs TCU (11-29-14)
	46	ARKANSAS STATE (12-17-14)
FIELD GOAL PERCENTAGE	.346 (18-52)	CLAYTON STATE (11-24-14)
	.353 (24-68)	MISSISSIPPI VALLEY (11-17-14)
3 PT FIELD GOALS MADE	2	vs TCU (11-29-14)
	4	CLAYTON STATE (11-24-14)
	4	vs USC Upstate (12-20-14)
3 PT FG ATTEMPTS	12	vs TCU (11-29-14)
	19	at Tulane (12-06-14)
	19	at Oregon State (12-13-14)
	19	ARKANSAS STATE (12-17-14)
3 PT FG PERCENTAGE	.160 (4-25)	vs USC Upstate (12-20-14)
	.167 (2-12)	vs TCU (11-29-14)
FREE THROWS MADE	5	WESTERN CAROLINA (11-14-14)
	5	vs St. Louis (11-28-14)
FREE THROW ATTEMPTS	10	WESTERN CAROLINA (11-14-14)
	11	at Tulane (12-06-14)
FREE THROW PERCENTAGE	.385 (5-13)	vs St. Louis (11-28-14)
	.400 (6-15)	CLAYTON STATE (11-24-14)
REBOUNDS	21	UTAH STATE (11-22-14)
	23	vs USC Upstate (12-20-14)
ASSISTS	4	vs St. Louis (11-28-14)
	5	CLAYTON STATE (11-24-14)
STEALS	3	vs TCU (11-29-14)
	4	vs St. Louis (11-28-14)
	4	ARKANSAS STATE (12-17-14)
BLOCKED SHOTS	0	MISSISSIPPI VALLEY (11-17-14)
	2	vs TCU (11-29-14)
	2	at Oregon State (12-13-14)
TURNOVERS	7	vs USC Upstate (12-20-14)
	10	at Oregon State (12-13-14)
FOULS	12	vs St. Louis (11-28-14)
	13	at Oregon State (12-13-14)

Mississippi State Basketball  
Mississippi State Player High/Low Analysis (as of Dec 20, 2014)  
All games

Mississippi State - INDIVIDUAL GAME HIGHS

Points	21		Travis Daniels vs St. Louis (11-28-14)
	20		Roquez Johnson vs Arkansas State (12-17-14)
	20		Roquez Johnson vs Mississippi Valley (11-17-14)
	19		Gavin Ware vs Mississippi Valley (11-17-14)
	17		Fred Thomas vs Mississippi Valley (11-17-14)
Field Goals Made	9		Roquez Johnson vs Mississippi Valley (11-17-14)
	9		Gavin Ware vs Mississippi Valley (11-17-14)
Field Goal Att.	14		I.J. Ready vs Arkansas State (12-17-14)
	13		Roquez Johnson vs Clayton State (11-24-14)
FG Pct (min 5 made)	.900	(9-10)	Roquez Johnson vs Mississippi Valley (11-17-14)
	.857	(6-7)	Gavin Ware vs Utah State (11-22-14)
3-Point FG Made	4		Travis Daniels vs St. Louis (11-28-14)
	3		Fred Thomas at Oregon State (12-13-14)
	3		Fred Thomas vs TCU (11-29-14)
	3		Fred Thomas vs St. Louis (11-28-14)
	3		Fred Thomas vs Mississippi Valley (11-17-14)
3-Point FG Att.	8		Fred Thomas at Oregon State (12-13-14)
	7		Fred Thomas vs USC Upstate (12-20-14)
	7		Craig Sword at Oregon State (12-13-14)
3-Pt FG Pct (min 2 made)	.800	(4-5)	Travis Daniels vs St. Louis (11-28-14)
	.750	(3-4)	Fred Thomas vs Mississippi Valley (11-17-14)
Free Throws Made	9		Roquez Johnson vs USC Upstate (12-20-14)
	8		Trivante Bloodman vs Clayton State (11-24-14)
Free Throw Att.	13		Roquez Johnson vs USC Upstate (12-20-14)
	9		Fred Thomas vs Utah State (11-22-14)
	9		Roquez Johnson vs Western Carolina (11-14-14)
FT Pct (min 3 made)	1.000	(8-8)	Trivante Bloodman vs Clayton State (11-24-14)
	1.000	(6-6)	Trivante Bloodman vs Utah State (11-22-14)
	1.000	(5-5)	Fred Thomas at Oregon State (12-13-14)
	1.000	(5-5)	Fred Thomas vs Western Carolina (11-14-14)
	1.000	(4-4)	Roquez Johnson vs Arkansas State (12-17-14)
	1.000	(3-3)	Trivante Bloodman at Oregon State (12-13-14)
	1.000	(3-3)	Fred Thomas vs St. Louis (11-28-14)
	1.000	(3-3)	Fallou Ndoeye vs Utah State (11-22-14)
Rebounds	10		Gavin Ware vs Western Carolina (11-14-14)
	9		Roquez Johnson vs USC Upstate (12-20-14)
	9		Fred Thomas at Oregon State (12-13-14)
	9		Travis Daniels at Tulane (12-06-14)
Assists	7		Trivante Bloodman vs Mississippi Valley (11-17-14)
	6		Trivante Bloodman vs Utah State (11-22-14)
	6		Trivante Bloodman vs Western Carolina (11-14-14)
Steals	5		Fred Thomas vs Clayton State (11-24-14)
	4		Trivante Bloodman vs Mississippi Valley (11-17-14)
Blocked Shots	3		Gavin Ware vs St. Louis (11-28-14)
	3		Gavin Ware vs Mississippi Valley (11-17-14)
	3		Gavin Ware vs Western Carolina (11-14-14)
Turnovers	6		Craig Sword at Oregon State (12-13-14)
	6		Fred Thomas vs Mississippi Valley (11-17-14)
Fouls	5		Fallou Ndoeye vs TCU (11-29-14)
	5		Gavin Ware vs TCU (11-29-14)
	5		Fallou Ndoeye vs St. Louis (11-28-14)
Minutes	35		Roquez Johnson vs USC Upstate (12-20-14)
	35		Roquez Johnson vs Utah State (11-22-14)

Mississippi State Basketball  
Mississippi State Opponent High/Low Analysis (as of Dec 20, 2014)  
All games

OPPONENT INDIVIDUAL GAME HIGHS

Points	22		Sean Gardner vs Arkansas State (12-17-14)
	20		James Sinclair vs Western Carolina (11-14-14)
	18		Jordan Washington vs Mississippi Valley (11-17-14)
	17		HOOK, Jay at Tulane (12-06-14)
	17		Tyler Corley vs Mississippi Valley (11-17-14)
Field Goals Made	8		Sean Gardner vs Arkansas State (12-17-14)
	7		Jordan Washington vs Mississippi Valley (11-17-14)
	7		James Sinclair vs Western Carolina (11-14-14)
Field Goal Att.	18		Tyler Corley vs Mississippi Valley (11-17-14)
	15		STARK, Jonathan at Tulane (12-06-14)
	15		Kelsey Terry vs Clayton State (11-24-14)
	15		Mike Brown vs Western Carolina (11-14-14)
FG Pct (min 5 made)	.667	(6-9)	Damian GOODWIN vs USC Upstate (12-20-14)
	.667	(6-9)	HOOK, Jay at Tulane (12-06-14)
3-Point FG Made	5		Sean Gardner vs Arkansas State (12-17-14)
	5		HOOK, Jay at Tulane (12-06-14)
3-Point FG Att.	11		PERKINS, Darius vs Utah State (11-22-14)
	10		Sean Gardner vs Arkansas State (12-17-14)
3-Pt FG Pct (min 2 made)	.667	(2-3)	McGLASTON, Jojo vs Utah State (11-22-14)
	.625	(5-8)	HOOK, Jay at Tulane (12-06-14)
Free Throws Made	5		PJ Hardwick vs Arkansas State (12-17-14)
	5		Nouhoum Bocoum vs Arkansas State (12-17-14)
	5		Reid, Jarmal at Oregon State (12-13-14)
	5		SMITH, Chris vs Utah State (11-22-14)
	5		Tyler Corley vs Mississippi Valley (11-17-14)
Free Throw Att.	11		Washburn, Chris vs TCU (11-29-14)
	8		Nouhoum Bocoum vs Arkansas State (12-17-14)
	8		JC Bonny vs Clayton State (11-24-14)
FT Pct (min 3 made)	1.000	(3-3)	Collins, Chauncey vs TCU (11-29-14)
	.833	(5-6)	Reid, Jarmal at Oregon State (12-13-14)
	.833	(5-6)	SMITH, Chris vs Utah State (11-22-14)
	.833	(5-6)	Tyler Corley vs Mississippi Valley (11-17-14)
Rebounds	11		Williams, Kenrich vs TCU (11-29-14)
	8		Nouhoum Bocoum vs Arkansas State (12-17-14)
	8		PaytonII, Gary at Oregon State (12-13-14)
	8		Washburn, Chris vs TCU (11-29-14)
Assists	7		PJ Hardwick vs Arkansas State (12-17-14)
	5		Duvivier, Malcolm at Oregon State (12-13-14)
Steals	5		Charles Bargman vs Mississippi Valley (11-17-14)
	4		Justin Browning vs Western Carolina (11-14-14)
Blocked Shots	2		Fred MILLER vs USC Upstate (12-20-14)
	2		Nouhoum Bocoum vs Arkansas State (12-17-14)
	2		Gideon Oji vs Clayton State (11-24-14)
	2		COLLETTE, David vs Utah State (11-22-14)
	2		Justin Browning vs Western Carolina (11-14-14)
Turnovers	5		STARK, Jonathan at Tulane (12-06-14)
	5		PERKINS, Darius vs Utah State (11-22-14)
	5		DeAngelo Priar vs Mississippi Valley (11-17-14)
Fouls	5		Michael BUCHANAN vs USC Upstate (12-20-14)
	5		Cameron Golden vs Arkansas State (12-17-14)
	5		Anderson, Kyan vs TCU (11-29-14)
	5		Gideon Oji vs Clayton State (11-24-14)
	5		Vacha Vaughn vs Mississippi Valley (11-17-14)

5	Torrion Brummitt vs Western Carolina (11-14-14)
5	Kenneth Hall vs Western Carolina (11-14-14)
5	Justin Browning vs Western Carolina (11-14-14)