



Mississippi State Bulldogs (10-1) vs. Southern Miss Golden Eagles (7-5)

Basketball Media Relations

288 Lakeview Drive, Mississippi State, MS 39762

GREGG ELLIS, Primary Contact

(W) 662.325.3595 | (C) 662.322.0145 | gellis@athletics.msstate.edu

Twitter: @msusportsgregg & @HailStateMBK | www.hailstate.com

Mary Catherine Molay, Secondary Contact

(C) 205.907.7069 | mcmolay@athletics.msstate.edu

Twitter: @guacamolay85

SERIES INFORMATION

Series: 15-4, MSU

Home: 6-0, MSU

Away: 5-1, MSU

Neutral: 4-3, MSU

Last Meeting: MSU, 86-44 (12-19-16)

Mississippi State Coach: Ben Howland

MSU Record: 40-34, 3rd year

Career Record: 441-240, 22nd year

vs. Southern Miss: 1-0

Southern Miss Coach: Doc Sadler

USM Record: 27-68, 4th year

Career Record: 176-175, 12th season



GAME INFORMATION

When: Wednesday, Dec. 23, 2017

Time: 6 p.m. CT

Location: Jackson, MS

Arena: Mississippi Coliseum

TV: None

PxP: NA

Analyst: NA

Sideline: NA

MSU Radio Network:

PxP: Neil Price

Analyst: Richard Williams

Sirius/XM: NA

Projected Starting 5



0 Nick Weatherspoon

6-2 | 195 | Fr. | G
Canton, MS

PPG: _____ 10.7

APG: _____ 2.8

FG%: _____ .479

FT%: _____ .652



11 Quindary Weatherspoon

6-4 | 205 | Jr. | G
Canton, MS

PPG: _____ 14.5

RPG: _____ 6.2

FG%: _____ .523

FT%: _____ .761



23 Tyson Carter

6-4 | 165 | So. | G
Starkville, MS

PPG: _____ 11.7

RPG: _____ 2.1

FG%: _____ .455

FT%: _____ .889



24 Abdul Ado

6-11 | 250 | Fr. | F
Lagos, Nigeria

PPG: _____ 6.3

RPG: _____ 6.9

FG%: _____ .610

FT%: _____ .591



35 Aric Holman

6-10 | 225 | Jr. | F
Owensboro, KY

PPG: _____ 12.5

RPG: _____ 7.7

FG%: _____ .649

FT%: _____ .600

WHAT TO NOTE AS MSU PLAYS SOUTHERN MISS . . .

- Against Little Rock on Wednesday, junior All-SEC guard Quindary Weatherspoon made a free throw with 2:07 left in the first half to become the 37th player in school history to score 1,000 for a career.
- MSU is 46-20 all-time versus the 12 teams currently comprise Conference USA. The 19 games played against Southern Miss are the most for the Bulldogs against any team in the league. The Golden Eagles are also the last Conference USA team MSU has faced.
- Saturday marks the 25th game the Bulldogs have played at Mississippi Coliseum. MSU is 18-6 overall in the Capital City.
- Mississippi State has won 14 of its last 15 games in Jackson, including last year's outing against USM, 86-44.
- Freshman guard **Nick Weatherspoon** has now accounted for nine of MSU's 12 charges taken.
- Against Little Rock, **Quindary Weatherspoon** poured in 21 points, marking the fourth time this year he's totaled 20-plus points. In those games, MSU is 4-0.
- With his two blocks against the Trojans, **Aric Holman** needs just seven more to tie Gavin Ware for the eighth most in school history.
- The Bulldogs lead the SEC and are 10th nationally in fewest points allowed at 60.8.
- MSU also leads the SEC and is 67th nationally with its 7.7 steals.
- Mississippi State has shot 50 percent or better five times this season.
- MSU has held nine of its 11 opponents below 39 percent shooting (Cincinnati, .407; Dayton, .457) and is second in the SEC in field goal percentage defense and 19th nationally at .377.
- Abdul Ado** now has 26 blocks after recording 3 against Little, a total that's eighth best by an MSU freshman in school history. His 2.6 clip is third in the SEC. He also had a career-high 13 rebounds against the Trojans and ranks 11th in the SEC at 6.3.
- Mississippi State is looking for its first 11-1 start since opening the 2011-12 campaign 12-1.
- With 10 wins at Humphrey Coliseum, MSU has already matched its total from a year ago.

2017-18 MISSISSIPPI STATE SCHEDULE/RESULTS

NOVEMBER

10	ALABAMA STATE (SECN+)	W, 96-68
18	FLORIDA A&M (SECN+)	W, 79-48
20	GREEN BAY (SECN+)	W, 77-68
22	STEPHEN F. AUSTIN (SECN+)	W, 80-75
26	JACKSONVILLE STATE (SECN+)	W, 59-56
30	NORTH DAKOTA STATE (SECN)	W, 83-59

DECEMBER

3	DAYTON (SECN)	W, 61-59
9	NORTH GEORGIA (SECN+)	W, 95-62
12	at Cincinnati (ESPN2)	L, 65-50
16	UT Martin (SECN+)	W, 92-61
20	LITTLE ROCK (SECN+)	W, 64-48
23	vs. Southern Miss ^	6 p.m.
30	North Florida (SECN+)	4 p.m.

JANUARY

2	ARKANSAS (SECN)	8 p.m.
6	at Ole Miss (SECN)	3:30 p.m.
10	at Florida (SECN)	6 p.m.
13	AUBURN (SECN)	2:30 p.m.
16	VANDERBILT (SECN)	6 p.m.
20	at Alabama (SECN)	7:30 p.m.
23	at Kentucky (ESPN)	8 p.m.
27	MISSOURI (SECN)	7:30p.m.
31	at South Carolina (SECN)	7:30 p.m.

FEBRUARY

3	GEORGIA (ESPNU)	5 p.m.
6	ALABAMA (SECN)	6 p.m.
10	at Missouri (ESPN2)	1 p.m.
14	at Vanderbilt (SECN)	6 p.m.

17	OLE MISS (SECN)	7:30 p.m.
20	at Texas A&M (SECN)	6 p.m.
24	SOUTH CAROLINA (SECN)	2:30 p.m.
27	TENNESSEE (SECN)	6 p.m.

MARCH

3	at LSU (SECN)	Noon
---	---------------	------

2018 SEC Tournament

8-12	SEC Tournament (SECN, ESPNU, ABC)	TBA
------	-----------------------------------	-----

^ - Jackson, Miss (Mississippi Coliseum)

! - St. Louis (Scottrade Arena)

2017-18 MISSISSIPPI STATE NUMERICAL ROSTER

No.	Name	Pos.	Ht.	Wt.	Yr.	Exp.	Hometown
0	Nick Weatherpsoon	G	6-2	195	Fr.	HS	Canton, MS (Velma Jackson HS)
1	Lamar Peters	G	6-0	185	So.	1L	New Orleans, LA (Landry-Walker HS)
2	Eli Wright	G	6-4	190	So.	1L	Owensboro, KY (22 Feet Academy)
3	Xavian Stapleton	G	6-6	210	Jr.	1L	Flora, MS (Louisiana Tech)
5	Mitchell Storm	F	6-7	202	So.	TR	Madison, MS (East Mississippi CC)
10	Tate Clayton	G	6-2	170	Fr.	HS	Tupelo, MS (Tupelo HS)
11	Quinnndary Weatherspoon	G	6-4	205	Jr.	2L	Canton, MS (Velma Jackson HS)
12	Drew Davis	G	5-10	165	Sr.	1L	Atlanta, GA (Ft. Walton Beach HS)
13	Nick Singleton	G	6-5	195	Jr.	1L	Decatur, GA (Kennesaw State)
15	T.J. Gray	G	6-0	170	So.	HS	Columbus, MS (Columbus HS)
22	KeyShawn Feazell	F	6-8	230	Fr.	HS	New Hebron, MS (Lawrence County HS)
23	Tyson Carter	G	6-4	165	So.	1L	Starkville, MS (Starkville HS)
24	Abdul Ado	F	6-11	250	Fr.	HS	Lagos, Nigeria (Hamilton Heights HS)
34	Schnider Herard	C	6-10	260	So.	1L	Port-au-Prince (Prestonwood Christian)
35	Aric Holman	F	6-10	225	Jr.	2L	Owensboro, KY (Owensboro HS)
45	E.J. Datcher	C	6-10	240	Fr.	1L	Harpersville, AL (Vincent HS)

Head Coach:	Ben Howland (Weber State, 1979; 3rd year)
Assistant Coaches:	George Brooks (Mississippi State, 1997; 8th year) Korey McCray (Mercer, 2001; 3rd year) Ernie Zeigler (Cleary College, 1994; 3rd year)
Director of Basketball Operations:	Michael Moynihan
Director of Basketball Performance:	Collin Crane
Graduate Assistant Coaches:	Alfred Aboya Bo Rodriguez

2016-17 A-Z Roster

No.	Name	Yr.
24	Ado, Abdul	Fr.
23	Carter, Tyson	So.
10	Clayton, Tate	Fr.
45	Datcher, EJ	So.
12	Davis, Drew	Sr.
22	Feazell, KeyShawn	Fr.
15	Gray, T.J.	So.
34	Herard, Schnider	So.
35	Holman, Aric	Jr.
1	Peters, Lamar	So.
13	Singleton, Nick	Jr.
3	Stapleton, Xavian	Jr.
5	Storm, Mitchell	So.
0	Weatherspoon, Nick	Fr.
11	Weatherspoon, Quinnndary	Jr.
2	Wright, Eli	So.

By State/Country

Alabama (1)		
45	Datcher, EJ	So.
Georgia (2)		
12	Davis, Drew	Sr.
13	Singleton, Nick	Jr.
Kentucky (2)		
35	Holman, Aric	Jr.
2	Wright, Eli	So.
Louisiana (1)		
1	Peters, Lamar	So.
Mississippi (8)		
23	Carter, Tyson	So.
10	Clayton, Tate	Fr.
22	Feazell, KeyShawn	Fr.
15	Gray, T.J.	So.
3	Stapleton, Xavian	Jr.
5	Storm, Mitchell	So.
0	Weatherspoon, Nick	Fr.
11	Weatherspoon, Quinnndary	Jr.
Haiti (1)		
34	Herard, Schnider	Fr.
Nigeria (1)		
24	Ado, Abdul	Fr.

PRONUNCIATION GUIDE

ABDUL ADO: AB-DOOL A-DO
 ARIC HOLEMAN: ERIC
 QUINNNDARY WEATHERSPOON: QUINN-DARE-EE
 XAVIAN STAPLETON: ZAY-VEE-AWN
 SCHNIDER HERARD: SCHNI-DER HER-ROD

GENERAL INFORMATION

Location: Starkville, MS
 Founded: February 28, 1878
 Enrollment: 21,622
 Conference: SEC
 Nickname: Bulldogs
 Colors: Maroon & White
 Arena: Humphrey Coliseum (10,500)
 President: Dr. Mark E. Keenum
 Athletics Director: John Cohen
 Web Site: www.hailstate.com
 Twitter: @HailStateMBK
 Hashtag: #HailState

BASKETBALL HISTORY

First Year of Basketball: 1908-09
 All-Time Record: 1,387-1,176/106 years
 All-Time SEC Record: 577-761
 Total Number of Head Coaches: 20
 Humphrey Coliseum Record: 438-178
 20-Win Seasons: 17
 NCAA Tournament Appearances: 10 (11-10)
 NCAA Tournament Final Fours: 1 (1996)
 NIT Appearances: 8 (7-8)
 NIT Final Fours: 1 (2007)
 SEC Championships: 6
 (2004, 1991, 1963, 1962, 1961, 1959)
 SEC Tournament Championships: 3
 (2009, 2002 and 1996)
 SEC Tournament Record: 30-53
 SEC Western Division Titles: 7
 (2010, 2008, 2007, 2004, 2003, 1996, 1995)

TEAM INFORMATION

2016-17 Overall Record 16-16
 2016-17 SEC Record 6-12, 12th
 National Ranking: n/a
 Starters Returning/Lost: 4/2
 Letterwinners Returning/Lost: 10/4
 Newcomers: 6
 Roster (Sr./Jr./So./Fr.): (1/4/7/4)

MEDIA INFORMATION

Credentials

■Media members may obtain both season credentials and game-by-game passes by contacting Gregg Ellis at 662-325-3595.

SEC Teleconference


■The SEC Teleconference is coordinated through the SEC media relations office. To participate, contact Craig Pinkerton of the SEC at 205-458-3038. Ben Howland is scheduled for 11:17 a.m. CT.





Media On Twitter

Will Sammon, Clarion Ledger
 @WillSammon
 David Brandt, Associated Press
 @davidbrandtAP
 Bob Carskadon, HailState Beat
 @bobcarskadon
 Joel Coleman, Starkville Daily News
 @JoelTColeman
 Robbie Faulk, 24/7 Sports
 @robbiefaulk247
 Paul Jones, 24/7 Sports
 @PJ247Sports
 Logan Lowery, Daily Journal
 @loganlowery
 David Murray, Dawgs' Bite
 @DawgsBiteMag
 Danny P. Smith, Starkville Daily News
 @sdndannyp
 Gene Swindoll, Gene's Page
 @GeneSwindoll
 Brett Hudson, Commercial Dispatch
 @Brett_Hudson
 Steve Robertson, Commercial Dispatch
 @ScoutSteveR

MISSISSIPPI STATE TV/RADIO ROSTER

**0 Nick Weatherspoon**FR | G | 6-2 | 195
Canton, MS**1 Lamar Peters**SO | G | 6-0 | 185
New Orleans**2 Eli Wright**SO | G | 6-4 | 190
Owensboro, KY**3 Xavian Stapleton**JR | G | 6-6 | 210
Flora, MS**5 Mitchell Storm**SO | F | 6-7 | 202
Madison, MS**10 Tate Clayton**FR | G | 6-2 | 170
Tupelo, MS**11 Quindary Weatherspoon**JR | G | 6-4 | 205
Canton, MS**12 Drew Davis**SR | G | 5-10 | 165
Atlanta, GA**13 Nick Singleton**JR | G | 6-5 | 195
Decatur, GA**15 T.J. Gray**SO | G | 6-0 | 170
Columbus, MS**22 KeyShawn Feazell**FR | F | 6-8 | 230
New Hebron, MS**23 Tyson Carter**SO | G | 6-4 | 165
Starkville, MS**24 Abdul Ado**FR | F | 6-11 | 250
Lagos, Nigeria**34 Schnider Herard**SO | C | 6-10 | 260
Port-Au-Prince, Haiti**35 Eric Holman**JR | F | 6-10 | 225
Owensboro, KY**45 E.J. Datcher**SO | C | 6-10 | 240
Harpersville, AL**Ben Howland**Head Coach
3rd Year**George Brooks**Assistant Coach
8th Year**Korey McCray**Assistant Coach
3rd Year**Ernie Zeigler**Assistant Coach
3rd Year

TALE OF THE TAPE

	76.0	60.8	47.0	30.8	68.2	39.8	+4.9	13.9	14.7	+2.3	0.9	7.7	6.3
	Points	Opp Points	FG%	3FG%	FT%	RB	RBM	ASST	TO	TM	AST-TO Ratio	STL	BL
	72.2	67.7	45.0	32.5	68.7	32.5	-2.4	15.3	9.8	+5.2	1.6	7.5	1.5

Leaders	Scoring	Rebounds	Assists	Steals	Blocks
MSU	Q. Weatherspoon, 14.5	Holman, 7.7	Q. Weatherspoon, 4.5	Q. Weatherspoon, 1.6	Ado, 2.6
OPP	Edwards, 16.6	MaGee, 6.2	Griffin 5.8	Edwards, 1.9	Edwards, 0.5

Last Time Out For Southern Miss

- ✓ Lost at Florida State, 98-45.
- ✓ Eddie Davis, Cortez Edwards and Anfernee Hampton each had 8 points.
- ✓ USM had 10 assists 20 turnovers.
- ✓ Florida State won the battle of the boards, 40-28.
- ✓ Anfernee Hampton had 7 rebounds.
- ✓ The Seminoles led 47-21 at the break.
- ✓ USM was 18-61 shooting, 4-24 beyond the arc. FSU was 37-66, 19-36.

Last Time Out For Mississippi State

- ✓ Beat Little Rock, 64-48
- ✓ Quindary Weatherspoon had 21 points, while Aric Holman added 10.
- ✓ MSU led 26-23 at the break.
- ✓ MSU won the battle of the boards, 40-35.
- ✓ Abdul Ado had a career-high 13 rebounds.
- ✓ MSU had 11 assists and collected 11 steals.
- ✓ MSU was 22-56 shooting, 5-25 beyond the arc. Little Rock was 20-54, 4-20.

Southern Miss Series Breakdown
(MSU leads, 15-4)

Last MSU win: 86-44 (2016-2017)
Last USM win: 66-64 (1994-95)
Current MSU win streak: 3
Biggest MSU win: 86-44 (2016-17)
Biggest USM win: 68-53 (1980-81)

at Neutral Sites
(MSU, 4-3)

Last MSU win: 86-44 (2016-17)
Last USM win: 66-64 (1994-95)
Current MSU win streak: 1
Biggest MSU win: 86-44 (2016-2017)
Biggest USM win: 68-53 (1980-81)

PLAYERS VERSUS SOUTHERN MISS

Player	G-GS	Mins	FGM-FGA	Pct	3GM-3GA	Pct	FTM-FTA	Pct	Rebs	Ast	TO	BS	Stl	Pts
Weatherspoon	1-1	26	4-8	.500	4-4	1.000	4-4	1.000	1-1.0	2	2	0	1	16/16.0
Holman	1-1	20	2-7	.286	0-2	.000	1-1	1.000	11-11.0	0	1	2	1	5/5.0
Carter	1-1	22	3-5	.600	3-5	.600	2-2	1.000	4-4.0	1	1	0	1	11/11.0
Peters	1-0	23	5-11	.740	4-7	.571	1-1	1.000	3-3.0	5	0	2	0	15/15.0
Stapleton	1-0	11	3-5	.600	2-2	1.000	0-0	.000	1-1.0	0	0	1	2	8/8.0
Davis	1-0	5	2-3	.667	2-2	1.000	0-0	.000	0-0.0	1	2	0	0	6/6.0
Singleton	1-0	6	0-1	.000	0-1	.000	0-0	.000	0-0.0	1	1	1	0	0/0.0
Herard	1-0	23	3-4	.750	0-0	.000	1-4	.250	12-12.0	2	1	2	0	7/7.0
Datcher	1-0	8	1-2	.500	0-0	.000	3-3	1.000	3-3.0	0	1	2	0	4/4.0

A LOOK AT THE SEC

2017-18 SEC Standings

	SEC	Overall
Texas A&M	0-0 .000	11-1 .917
Mississippi State	0-0 .000	10-1 .909
Auburn	0-0 .000	10-1 .909
Kentucky	0-0 .000	9-1 .900
Missouri	0-0 .000	10-2 .833
Arkansas	0-0 .000	9-2 .818
Georgia	0-0 .000	9-2 .818
Tennessee	0-0 .000	8-2 .800
LSU	0-0 .000	8-3 .727
South Carolina	0-0 .000	8-3 .727
Alabama	0-0 .000	8-4 .667
Florida	0-0 .000	8-4 .667
Ole Miss	0-0 .000	7-5 .583
Vanderbilt	0-0 .000	5-7 .417

Upcoming Games

December 23 (Saturday)
Tennessee at Wake Forest, 11:30 a.m.
UConn at Auburn, 1:30 p.m.
Mississippi State vs. Southern Miss, 6 p.m.
Missouri vs. Illinois, 7 p.m.
December 27 (Wednesday)
Limestone at South Carolina, 2 p.m.
CSU Bakersfield at Arkansas, 7 p.m.
December 28 (Thursday)
LSU at Memphis, 8 p.m.
December 29 (Friday)
Louisville at Kentucky, noon

Recent Scores

December 20
Florida 72, James Madison 63
Vanderbilt 81, Houston Baptist 48
Mississippi St. 64, Little Rock 48
Tennessee 66, Furman 61
December 21
Texas A&M 89, Buffalo 73
December 22
Georgia 84, Temple 66
Florida 75, Incarnate Word 60
Ole Miss 82, Bradley 59
Vanderbilt 92, Alcorn State 51
LSU 104, North Florida 52
Texas 66, Alabama 50

As of December 23, 2017

Humphrey Coliseum History**First Game:**..... Dec. 1, 1975; MSU 85, Indiana St. 82**Overall Record:**.....438-178 (.711)**Non-Conference Record:**..... 232-37 (.862)**SEC Record:**..... 216-141 (.605)**Humphrey Coliseum Yearly Records**

Year	Attn.	Avg.	Record (SEC)
1975-76	70,081	5,006	10-4 (5-4)
1976-77	76,232	5,082	11-4 (5-4)
1977-78	72,025	5,540	11-2 (8-1)
1978-79	99,906	7,136	11-3 (7-2)
1979-80	67,209	6,721	6-4 (5-4)
1980-81	48,214	4,018	6-6 (3-6)
1981-82	56,414	4,030	7-7 (3-6)
1982-83	68,416	5,263	11-2 (7-2)
1983-84	61,508	4,393	6-8 (3-6)
1984-85	89,370	6,384	11-3 (7-2)
1985-86	43,927	3,379	4-9 (3-6)
1986-87	40,715	2,908	7-7 (3-6)
1987-88	54,074	4,160	9-4 (5-4)
1988-89	74,344	5,719	9-4 (5-4)
1989-90	74,623	5,740	9-4 (5-4)
1990-91	102,072	7,852	12-1 (8-1)
1991-92	72,142	5,549	8-5 (4-4)
1992-93	61,172	4,706	10-3 (5-3)
1993-94	88,687	6,335	10-4 (5-3)
1994-95	80,681	6,723	11-1 (7-1)
1995-96	97,996	7,538	10-3 (6-2)
1996-97	74,275	5,305	10-4 (5-3)
1997-98	77,954	5,996	7-6 (2-6)
1998-99	70,257	5,018	12-2 (6-2)
1999-00	61,764	4,412	10-4 (4-4)
2000-01	77,654	4,568	13-4 (6-2)
2001-02	79,642	5,689	13-1 (7-1)
2002-03	98,312	7,022	12-2 (7-1)
2003-04	111,940	7,996	12-2 (6-2)
2004-05	103,031	7,925	11-2 (6-2)
2005-06	90,875	5,680	11-5 (5-3)
2006-07	123,736	6,512	16-3 (6-2)
2007-08	106,672	7,111	12-3 (7-1)
2008-09	157,111	8,728	13-5 (5-3)
2009-10	116,919	6,878	13-4 (6-2)
2010-11	97,069	5,710	12-5 (5-3)
2011-12	152,363	8,019	15-4 (6-2)
2012-13	94,092	6,721	7-7 (3-6)
2013-14	123,743	6,875	11-7 (3-6)
2014-15	106,946	6,291	9-8 (3-6)
2015-16	99,338	6,623	10-5 (5-4)
2016-17	124,347	7,314	10-7 (4-5)
2017-18	66,871	6,687	10-0

vs. SEC Opponents

Opponent	GP	W	L	PCT.	Str.
Alabama	41	22	19	.537	L4
Arkansas	24	18	6	.750	W1
Auburn	40	28	12	.700	W6
Florida	29	14	15	.483	L3
Georgia	30	18	12	.600	L4
Kentucky	30	9	21	.300	L5
LSU	40	25	15	.615	W2
Missouri	4	3	1	.750	W2
Ole Miss	42	33	9	.786	L1
S. Carolina	14	10	4	.714	L1
Tennessee	31	15	16	.484	L3
Texas A&M	4	2	2	.500	W1
Vanderbilt	29	20	9	.690	W2

MSU KNOWS HOW TO WIN GAMES AT 'THE HUMP'

Over the course of the last decade, Mississippi State's Humphrey Coliseum has become a difficult venue for opposing teams. This year, Mississippi State is 8-0.

The Bulldogs have compiled a 43-season composite record of 438-178 (.711) at "The Hump" since Mississippi State's basketball facility opened prior to the 1975-76 campaign.

TRACKING MSU'S HOME SUCCESS UNDER BEN HOWLAND

Season	Overall		SEC		Non-SEC	
	Record	Win %	Record	Win %	Record	Win %
2015-16	10-5	.667	5-4	.556	5-1	.833
2016-17	10-7	.563	4-5	.444	6-2	.750
2017-18	10-0	1.000			10-0	1.000
Totals	30-12	.714	9-0	.500	21-3	.875

A LOOK AT THE HISTORY OF HUMPHREY COLISEUM**LARGEST CROWDS
AT THE HUMP**

Crowd	Opponent	Date
10,788	Kentucky	2-16-10
10,735	Ole Miss	2-7-04
10,645	Ole Miss	2-23-02
10,541	Florida	1-7-03
10,458	Auburn	3-2-04
10,437	Alabama	2-21-04
10,432	Alabama	3-5-05
10,432	Kentucky	1-13-04
10,429	Ole Miss	2-15-03
10,421	Ole Miss	1-26-08
10,412	Ole Miss	1-13-09
10,364	Ole Miss	2-9-12
10,338	Florida	1-24-07
10,315	Kentucky	1-9-96

**INDIVIDUAL MSU
RECORDS AT THE HUMP****Most Points Scored**

40, Rickey Brown (Auburn, 3-7-77)

Most Rebounds

24, Wiley Peck (Alabama, 1-27-79)

Most Assists

15, Al Perry (Vanderbilt, 1-29-77)

**TEAM MSU
RECORDS AT THE HUMP****Most Points Scored**

123, Troy State (12-5-95)

Most Rebounds

75, Mississippi Valley St. (11-21-00)

Most Consecutive Wins

14, 1-22-03 to 1-10-04



CHARTING Q.

Jr | G | 6-4
Canton, MS

MSU Career Scoring Chart

1. Jeff Malone	2,142
2. Bailey Howell	2,030
10. Jerry Jenkins	1,503
20. Timmy Bowers	1,300
31. Tyrone Washington	1,119
32. W.D. "Red" Stroud	1,116
33. Larry Fry	1,079
34. Fred Thomas	1,050
35. Lawrence Roberts	1,048
36. Greg Lockhart	1,042
37. Q. Weatherspoon	1,008

SEC Season Rank

Scoring 15th



CHARTING Aric Holman

Jr | F | 6-10
Owensboro

MSU Career Blocks Chart

1. Jarvis Varnado	564
2. Erick Dampier	249
3. Tyrone Washington	198
4. Kalpatrick Wells	183
5. Rickey Brown	163
6. Charles Rhodes	143
7. Wiley Peck	117
8. Gavin Ware	100
9. Aric Holman	93
10. Derrick Zimmerman	89

SEC Season Rank

Blocks

VOTE GETTERS

■ In the USA Today Coaches Poll released on Dec. 18, Mississippi State received five votes.

The Bulldogs haven't been ranked since the 2012 campaign.

2 FOR 20 X 2

■ Twice this season, MSU has had two players score 20 or more points in the same game.

The first time was against Green Bay with **Tyson Carter** (25) and **Quinndary Weatherspoon** (20).

Then it happened against UT Martin with **Aric Holman** (21) and **Weatherspoon** (21) again.

Prior to this season, the last that happened was on Feb. 7, 2017, at Auburn when **Weatherspoon** totaled 25 and **Lamar Peters** had 23.

Q & GAME WINNERS

■ Game-winning shots have become the norm for junior All-SEC guard **Quinndary Weatherspoon**.

On Dec. 3 at home against Dayton, he collected a steal with 4 seconds left and went the length of the court for a layup to give MSU a thrilling 61-59 win.

Then against Jacksonville State, he drained a 3-pointer with 0.7 seconds left to lift the Bulldogs to a dramatic 59-56 win.

As a freshman against Vanderbilt, he drained a buzzer beater from 3-point range for a 75-74 victory.

SEEING DOUBLE

■ In the season opener against Alabama State, **Aric Holman** wasted little time recording a double-double.

The junior forward poured in 18 and grabbed 11 rebounds in the Bulldogs' win.

Against Green Bay, **Abdul Ado** broke into the category for his first with 12 points and 11 boards in just

his second game at MSU.

Against Dayton, **Quinndary Weatherspoon** had 11 points and 10 rebounds for his third-career double-double.

Then against Cincinnati, **Holman** delivered again with 18 points and 10 rebounds.

He matched the feat in the win against UT Martin, marking the first time he's had double-doubles in back-to-back games.

In doing so, he had career highs in points (21) and rebounds (12).

WHEN Q HITS 20

■ When junior guard **Quinndary Weatherspoon** scores 20 or more points, Mississippi State benefits.

He's now reached that feat 14 times in his career following the Little Rock game, and the Bulldogs are 12-2 in those games.

Opponent	Points	Result
(2016)		
Tennessee	23	L, 80-75
Vanderbilt	24	W, 75-74
(2017)		
Norfolk State	22	W, 78-74
Boise State	25	W, 80-68
Oregon State	21	W, 74-57
Morehead State	27	W, 85-76
UMKC	25	W, 77-54
Arkansas	25	W, 84-78
Missouri	29	W, 89-74
Auburn	25	L, 98-82
(2018)		
Stephen F. Austin	20	W, 80-75
North Georgia	22	W, 95-62
UT Martin	21	W, 92-61
Little Rock	21	W, 64-48

LITTLE ACTION AT FTL

■ Three times this season, Mississippi State has limited opponents to just six free throw attempts or fewer.

Jacksonville State was the first, going 6-6 before North Georgia went 0-5.

Then against UT Martin on Saturday, the Skyhawks were just 4-6.

The last time MSU held an opponent without a free throw was on Jan. 19, 1985, in a 61-44 win against Ole Miss.

MSU FOUL SHOTS GO UP

■ After attempting 23 free throw attempts its previous three games, MSU made it to the charity stripe 21 times against UT Martin.

The Bulldogs' made (137) and attempted (201) free throws are the fewest in the SEC.

HOW THE DAWGS SCORE

■ The chart below is how MSU is scoring this season compared to all 351 Division I teams.

Category	% (Ranking)
3-Pointers	27.5 (262)
2-Pointers	55.1 (49)
Free Throws	17.4 (252)

LINEUP NOTABLE

■ On the year, Mississippi State has implemented three different lineups.

However, only two have started all 11 games — **Quinndary** and **Nick Weatherspoon**.

BROTHERLY LOVE

■ Mississippi State is one of 29 schools nationally with brothers on the same team with **Quinndary** and **Nick Weatherspoon**.

They've also started all 11 games.

The last time MSU had two brothers start in the same game was Reginald and Reggie Delk against West Virginia in the NIT Final Four on March 27, 2007.2.4 rebounds and had 12 steals.

STINGY D

■ MSU has twice held opponents to 48 points. That ties for the fewest allowed in the SEC with Vanderbilt.

2017-18 BULLDOG STREAKS

Team W/L Streaks

Overall Wins/Losses	W2
Home Wins/Losses	W10
Road Wins/Losses	L1
Neutral Wins	

Consecutive Double-Figure Scoring Games

Quinndary Weatherspoon	5
Aric Holman	4

Consecutive Games with A Made 3-pointer

Quinndary Weatherspoon	4
Nick Weatherspoon	2
Eli Wright	2
Tyson Carter	1

Consecutive Games Played (All Seasons)

Aric Holman	64
Tyson Carter	43
Schnider Herard	43
Quinndary Weatherspoon	14
Nick Weatherspoon	11
Abdul Ado	10
KeyShawn Feazell	7
Xavian Stapleton	7
Lamar Peters	5
E.J. Datcher	4
Eli Wright	3
Nick Singleton	2
Mitchell Storm	2

Consecutive Games Started (All Seasons)

Quinndary Weatherspoon	14
Nick Weatherspoon	11
Aric Holman	10
Abdul Ado	10
Tyson Carter	8

Total 30 Minute Games (All Seasons)

Quinndary Weatherspoon	37
Lamar Peters	7
Tyson Carter	9
Nick Weatherspoon	5
Aric Holman	3
Schnider Herard	2
Eli Wright	1
Abdul Ado	1

2017-18 MISSISSIPPI STATE NOTES

NOVEMBER NUMBERS

■ Mississippi State posted a perfect 6-0 mark in November.

The six wins tie for the second-most in school history with the 1998 squad. The record of seven came in 2012 (7-1).

2012 was also the last year the Bulldogs advanced to postseason (NIT).

Q WITH THE SEC AWARDS

■ Junior guard **Quinnndary Weatherspoon** has been recognized by the SEC in each of his three years.

In 2016, he was named to the SEC All-Freshman Team. In 2017, he was named preseason All-SEC and finished the year on the second-team All-SEC team.

This year, he's been tabbed first-team All-SEC by the coaches and second team by the media.

PRESEASON POLLS

■ In the preseason polls voted on by the media, junior guard **Quinnndary Weatherspoon** was tabbed both first-team (coaches) and second-team (media) All-SEC.

As a team, the Bulldogs were picked to finish 12th under third-year coach **Ben Howland**.

Preseason Poll

- | | |
|---------------|----------------------------|
| 1. Kentucky | 8. Georgia |
| 2. Florida | 9. Auburn |
| 3. Texas A&M | 10. Ole Miss |
| 4. Alabama | 11. South Carolina |
| 5. Missouri | 12. Mississippi St. |
| 6. Arkansas | 13. Tennessee |
| 7. Vanderbilt | 14. LSU |

HOWLAND AIMS FOR FEAT

■ **Ben Howland** enters his third season at MSU looking to achieve a feat only 12 coaches have ever done, and that's lead four different teams to the NCAA Tournament.

Howland has already guided Northern Arizona, Pittsburgh and UCLA to the Big Dance.

The first 12 coaches to do so are Lon Kruger, Steve Alford, John Beilein, Lefty Driesell, Cliff Ellis, Larry Eustachy, Jim Harrick, Fran McCaffery, Tom Penders, Tubby Smith, Rick Pitino and Ed- die Sutton.

600 & COUNTING

■ On Jan. 17, 2017, against Kentucky, MSU played its 600th in Humphrey Coliseum history, which dates to Dec. 1, 1975.

The Bulldogs are now 438-178 in the building following the Little Rock win.

MSU VERSUS RANKED FOES

■ After the 65-50 loss at Cincinnati, Mississippi State has now lost 18-straight games to ranked opponents.

Dating back to the 2010 season, MSU has dropped 20 of 23.

The last eight setbacks have been by an average margin of just 6.2 points.

Below is a closer look . . .

Date	Team	Score	Rank
12-12-17	Cincinnati	L 65-50 (15)	25
02-18-17	Florida	L, 57-52 (5)	13
02-11-17	South Carolina	L, 77-73 (4)	16
01-17-17	Kentucky	L, 87-81 (6)	5
02-24-16	Texas A&M	L, 68-66 (2)	21
01-26-16	So. Carolina	L, 84-74 (10)	22
01-12-16	Kentucky	L, 80-74 (6)	13
01-06-16	Texas A&M	L, 61-60 (1)	21
02-25-15	Kentucky	L, 74-56 (18)	1
02-21-15	Arkansas	L, 65-61 (4)	17
01-20-14	Florida	L, 62-51 (11)	3
01-08-14	Kentucky	L, 85-63 (22)	14
02-09-13	Florida	L, 83-55 (28)	2
02-06-13	Ole Miss	L, 93-75 (18)	23
01-26-13	Florida	L, 82-47 (35)	7
11-19-12	No. Carolina	L, 95-49 (46)	11
02-21-12	Kentucky	L, 73-64 (9)	1
02-28-12	Florida	L, 69-57 (12)	13
11-18-11	Arizona	W, 67-57 (10)	15
11-17-11	Texas A&M	W, 69-60 (9)	18
02-29-11	Florida	W, 71-64 (7)	24
02-27-11	Vanderbilt	L, 81-74 (7)	19
03-14-10	Kentucky	L, 75-74 (1) [ot]	2

BREAKDOWN OF GAMES IN JACKSON

■ Mississippi State is 18-6 all-time at Mississippi Coliseum entering Saturday's game against Southern Miss.

The Bulldogs and Golden Eagles have now met four times at Mississippi Coliseum, with the series tied at 2-apiece.

Here's the entire breakdown . . .

DATE	OPPONENT	W/L	SCORE
12-15-62	Memphis State	W	77-66
01-28-63	Southern Miss	W	62-52
12-14-63	Memphis State	L	73-65
12-16-63	Southern Miss	L	65-60
12-29-64	Mississippi College	L	72-57
12-30-64	Delta State	W	82-63
01-28-65	Arkansas	L	84-69
12-18-78	Iowa State	W	80-70
12-15-80	Southern Miss	L	68-53
11-30-85	Jackson State	W	77-62

12-16-87	McNeese State	W	76-66
11-17-98	Arkansas-Pine Bluff	W	105-53
12-18-02	Georgia State	W	78-54
12-22-04	Jacksonville State	W	95-53
12-15-05	Jacksonville State	W	104-80
12-21-06	New Orleans	W	89-63
01-05-08	Lafayette	W	77-53
12-22-08	Nicholls State	W	77-68
12-22-09	Centenary	W	88-51
12-22-11	Northwestern State	W	82-67
12-22-13	Central Arkansas	W	79-72
12-20-14	USC Upstate	L	53-51
12-23-15	Northern Colorado	W	93-69
12-19-16	Southern Miss	W	86-44
12-23-17	Southern Miss	?	?

COACHING STABILITY

■ Third-year coach **Ben Howland** has been able to maintain stability within his coaching staff.

For the third year since his arrival, he's had the same assistants in **George Brooks**, **Korey McCray** and **Ernie Zeigler**.

Also back for his third year is **Michael Moynihan**, who is in his second season as director of operations after spending his first year at Mississippi State as the team's video coordinator.

Jalen Courtney is in his third season, his second as video coordinator.

His first year, he served as a grad assistant.

MSU SIGNS 3

■ Mississippi State took advantage of the early signing period and landed 5-star forward Reggie Perry and 4-star forwards DJ Stewart and Robert Woodard.

Perry, a 6-foot-8, 240-pound Thomasville, Ga., native, is the son of former MSU great Al Perry (1975-78), who ranks third all-time at MSU with 510 steals.

He's rated as the No. 1 prospect out of the state of Georgia and listed as the No. 4 small forward nationally.

ESPN has him as the 16th best player regardless of position.

Woodard, the top-ranked player in Mississippi and a Dandy Dozen selection, is ranked 56th overall nationally and is the son of Robert Woodard, Sr., who played at MSU from 1987-90.

He led Columbus to the Class 6A crown in 2016 and was last year's Gatorade Player of the year.

The 6-6, 187-pound Stewart is listed as the 33rd best small forward.

As a junior at Riverside last year, he averaged 18.9 points, 9.7 rebounds and 3.1 assists.

Nationally, Scout has him as the 103rd best player overall, while Rivals has him at 103.

MSU Freshman Blocked Shots Record

Name	Season	G	BS	Avg
1. Jarvis Varnado	2006-07	35	67	1.9
2. Erick Dampier	1993-94	29	65	2.2
3. Rickey Brown	1976-77	27	58	2.1
4. Kalpatrick Wells	1979-80	27	51	1.9
5. Wiley Peck	1975-76	25	37	1.5
6. Chan. Nichols	1987-88	28	30	1.1
7. Fred Thomas	2012-13	32	27	0.8
8. Abdul Ado	2017-18	10	26	2.6
8. Gavin Ware	2012-13	32	24	0.8
10. Carl Nichols	1987-88	29	21	0.7

Player SEC Rankings

Quinnndary Weatherspoon	
Scoring	15th
Rebounding	19th
Field Goal Percentage	4th
Assists	5th
Steals	T4th
Defensive Rebound	T9th
Aric Holman	
Rebounding	7th
Offensive Rebounds	3rd
Abdul Ado	
Blocks	3rd

2017-18 MISSISSIPPI STATE NOTES

SEC HONORS CARTER

■ On Dec. 4, sophomore guard **Tyson Carter** became the first MSU player this season to receive one of the SEC's weekly honors.

After career-best 35 points against North Dakota State and 20 against Dayton, he was tabbed the league's player of the week.

His 35 points were the most scored since Darryl Wilson also had 35 against Alabama on 3-4-95.

BLOCK PARTY

■ Against Florida A&M on Nov. 18, Mississippi State recorded 13 blocked shots, with sophomore forward **Schnider Herard** leading the way with a career-high 6.

For MSU, it was the most blocks since also having 13 against Arkansas on Jan. 14, 2010.

The 6 blocks by Herard were also the most since Eric Holman had 5 last year against Northwestern St.

MSU is fourth in the SEC at 6.3.

YOUTHFULL GROUP

■ The Bulldogs are one of five teams without any scholarship seniors, along with Kentucky, Holy Cross, Chattanooga and Robert Morris.

MSU's experience is ranked No. 332 out of 351 schools.

A CLOSER LOOK AT SEC OPENERS

■ Mississippi State is 45-39 all-time in SEC openers. At home, the Bulldogs are 30-19. On the road, they are 15-19. In neutral site affairs, MSU is 0-1.

MSU has played Auburn the most (21 games), while the Bulldogs have collected 10 wins against Auburn and LSU to lead the way.

The most losses have come against Auburn (11), while the only team MSU hasn't opened up with is Missouri.

Last year, MSU opened with a 68-58 loss versus Alabama.

Team	Record
Alabama	2-5
Arkansas.....	3-1
Auburn.....	10-11
Florida.....	5-7
Georgia.....	1-1
Kentucky.....	2-3
LSU.....	10-1
Ole Miss.....	3-1
South Carolina.....	3-0
Tennessee	3-4
Texas A&M.....	0-1
Vanderbilt.....	3-3

MSU AND RPI

■ In the three major RPI rankings, MSU is in the Top 75 of each one. Here's the breakdown?

ESPN.....42
 NCAA.....54
 Real Time57

2017-18 MISSISSIPPI STATE MISCELLANEOUS STATS/SEC STANDINGS

CHARTING THE BULLDOGS

Dunks		How First Points Were Scored	
Aric Holman	17	3-pointer	6
Abdul Ado	12	Jumper	1
Xavian Stapleton	7	Layup	2
Quinnndary Weatherspoon	7	Free Throw	
Tyson Carter	5	Dunk	2
Nick Weatherspoon	4		
E.J. Datcher	3		
KeyShawn Feazell	2		
Eli Wright	1		
Charges Drawn		Final Three Minutes From FT Line	
Nick Weatherspoon	9	Quinnndary Weatherspoon	4-6 (.667)
Tyson Carter	3	Aric Holman	2-2 (1.000)
T.J. Gray	1	Tyson Carter	2-3 (.667)
		Drew Davis	1-2 (.500)
		KeyShawn Feazell	0-1 (.000)
		Abdul Ado	0-2 (.000)
		Nick Singleton	0-1 (.000)
Point Distribution (%)		TOTAL	
Seniors	3 (0.4)		9-17 (.529)
Juniors	364 (43.5)	Opponent Total	15-27 (.556)
Sophomores	263 (31.4)		
Freshmen	206 (24.6)		
TOTAL:	836		
First Sub			
Xavian Stapleton	6		
E.J. Datcher	4		
Schnider Herard	4		
Eli Wright	3		
Lamar Peters	1		
Tyson Carter	1		
Scored First Points			
Nick Weatherspoon	2		
Aric Holman	5		
Tyson Carter	1		
Quinnndary Weatherspoon	3		

DIFFERENCE BETWEEN WINNING AND LOSING

Wins	Stat	Losses
78.6	Points	50.0
60.4	Opp. Points	65.0
+18.2	Scoring Margin	-15.0
.487	FG%	.302
.374	Opp. FG%	.407
.310	3FG%	.286
.300	Opp. 3FG%	.350
.679	FT%	.750
.622	Opp. FT%	.875
40.0	Rebounds	38.0
34.7	Opp. Rebounds	37.0
+5.3	Rebound Margin	+1.0
14.4	Assists	9.0
14.6	Turnovers	16.0
+2.7	Turnover Margin	0.6
7.6	Steals	9.0
6.5	Blocks	4.0


BULLDOGS IN SEC

CATEGORY	RANK
Scoring offense	11
Scoring defense	1
FG%	7
FG% defense	2
3PT FG%	13
3PT FG% defense	3
FT%	11
Rebounds	5
Rebounds allowed	8
Rebound margin	7
Assists	11
Blocked shots	4
Steals	1
Turnover margin	4
Assist/Turnover ratio	12

SEASON AND CAREER TOTALS

2017-18 Career			2017-18 Career			2017-18 Career		
Double-Digit Scoring			Double-Doubles			5+ Block Games		
Q. Weatherspoon	9 (8-1)	54 (32-22)	Aric Holman	3 (2-1)	5 (4-1)	Aric Holman		2 (2-0)
Tyson Carter	5 (5-0)	16 (11-5)	Abdul Ado	1 (1-0)	1 (1-0)	Schnider Herard	1 (1-0)	1 (1-0)
Aric Holman	9 (8-1)	21 (17-4)	Quinnndary Weatherspoon	1 (1-0)	3 (3-0)	Abdul Ado	1 (1-0)	1 (1-0)
Lamar Peters	3 (3-0)	20 (12-8)	Schnider Herard		2 (1-1)			
Schnider Herard		4 (2-2)	Xavian Stapleton		1 (1-0)			
Eli Wright	1 (1-0)	3 (3-0)						
Xavian Stapleton		7 (4-3)						
Nick Weatherspoon	8 (7-1)	8 (7-1)						
Abdul Ado	2 (2-0)	2 (2-0)						
E.J. Datcher	1 (1-0)	1 (1-0)						
KeyShawn Feazell	1 (1-0)	1 (1-0)						
20+ Points			3+ 3-Pointers			5+ Made Free Throws		
Quinnndary Weatherspoon	4 (4-0)	14 (12-2)	Tyson Carter	2 (2-0)	9 (7-2)	Quinnndary Weatherspoon	4 (3-1)	15 (11-4)
Lamar Peters		4 (3-1)	Quinnndary Weatherspoon	1 (1-0)	14 (9-5)	Aric Holman		2 (2-0)
Tyson Carter	2 (2-0)	3 (2-1)	Lamar Peters	2 (2-0)	11 (7-4)	Lamar Peters	1 (1-0)	6 (3-3)
Aric Holman	1 (1-0)	1 (1-0)	Xavian Stapleton		2 (1-1)	Schnider Herard		2 (2-0)
			Nick Weatherspoon	2 (2-0)	2 (2-0)	Xavian Stapleton		1 (1-0)
			Nick Singleton	1 (1-0)	1 (1-0)	E.J. Datcher	1 (1-0)	1 (1-0)
			Aric Holman	1 (0-1)	1 (0-1)	Tyson Carter	2 (2-0)	2 (2-0)
30+ Points			10+ 3-Point Attempt Games					
Tyson Carter	1 (1-0)	1 (1-0)	Lamar Peters		2 (2-0)			
			Tyson Carter	2 (2-0)	4 (3-1)			
10+ Rebounds			3+ Steal Games					
Aric Holman	3 (2-1)	6 (5-1)	Quinnndary Weatherspoon	2 (2-0)	10 (7-3)			
Abdul Ado	3 (3-0)	3 (3-0)	Lamar Peters	1 (1-0)	5 (3-2)			
Quinnndary Weatherspoon	1 (1-0)	3 (3-0)	Xavian Stapleton	1 (1-0)	2 (2-0)			
Schnider Herard		3 (2-1)	Nick Weatherspoon	2 (1-1)	2 (1-1)			
Xavian Stapleton		1 (1-0)	Tyson Carter	1 (1-0)	1 (1-0)			
			Abdul Ado	1 (0-1)	1 (0-1)			

Note: Record in games in ()



Ben Howland

**22nd Season Overall | 3rd Season At Mississippi State
441-240 (340-34 at MSU)**

- On March 23, 2015, Ben Howland was named the 20th head coach in Mississippi State history.
- In four different stints as a head coach, Howland has a 441-240 record – Northern Arizona (79-59), Pittsburgh (89-40), UCLA (233-107) and Mississippi State (40-34).
- Led UCLA to three-consecutive Final Fours.
- In 2006, the Bruins played Florida for the national championship.
- In 2008, Howland became one of three coaches in NCAA Division I history to win at least 30 games in three-straight seasons, joining Adolph Rupp (Kentucky 1947-49) and John Calipari (Memphis, 2006-08).
- During his 10-year tenure at UCLA, the Bruins went to the NCAA Tournament seven times and won four Pac-10 regular-season crowns, while having 18 players drafted by NBA teams.
- His 97 victories from 2006-08 stand as the most by any UCLA head coach in a three-year span.
- Has been a Conference Coach of the Year in the Pac-10, Big East and Big Sky.
- His final two years at Pitt, the Panthers went 57-11 and reached the Sweet 16 both years.
- In 2003, Pittsburgh won the Big East Tournament crown and held the nation's No. 2 ranking for eight weeks in the Associated Press poll before ending the year at No. 4.
- In 2002, Howland guided the Panthers to a school-record 29 wins en route to becoming the school's first coach in 26 years to garner National Coach of the Year honors.
- Howland's first coaching gig was at Northern Arizona, where his last three teams posted 20-plus win seasons, including a school-record 21 victories in 1997 en route to capturing the Big Sky regular-season title and played in the NIT.
- In 1998, Howland guided NAU to its first NCAA Tournament after capturing the Big Sky Tournament championship and second-straight regular-season crown.
- Howland spent one year as a graduate assistant at Gonzaga (1981) before becoming an assistant at California-Santa Barbara from 1982-94.
- Played two years at Santa Barbara College before transferring to Weber State, where he earned his degree in physical education in 1979.
- Howland and his wife, Kim, a former Weber State cheerleader, have two children – Meredith and Adam (Brittney) – and two grandsons, Benjamin Clark Howland II and Elijah Howland.



Howland's Year-By-Year Record

Northern Arizona (1994-99)

Year	Overall	Big Sky Record	Postseason
1995	9-17	4-10 (7th)	
1996	7-19	3-11 (7th)	
1997	21-7	13-1 (1st)	NIT First Round
1998	21-8	12-2 (1st)	NCAA First Round
1999	21-8	12-4 (2nd)	
Totals	79-59 (.572)	44-28 (.611)	

Pittsburgh (2000-03)

Year	Overall	Big East Record	Postseason
2000	13-15	5-11 (11th)	
2001	19-14	7-9 (5th West)	NIT Second Round
2002	29-6	13-3 (1st West)	NCAA Sweet 16
2003	28-5	13-3 (T1st West)	NCAA Sweet 16
Totals	89-40 (.690)	38-26 (.594)	

UCLA (2004-13)

Year	Overall	Pac-10/12 Record	Postseason
2004	11-17	7-11 (1T7th)	
2005	18-11	11-7 (T3rd)	NCAA First Round
2006	32-7	14-4 (1st)	NCAA Runner-up
2007	30-6	15-3 (1st)	NCAA Final Four
2008	35-4	16-2 (1st)	NCAA Final Four
2009	26-9	13-5 (2nd)	NCAA Second Round
2010	14-18	8-10 (T5th)	
2011	23-11	13-5 (2nd)	NCAA Second Round
2012	19-14	11-7 (T5th)	
2013	25-10	13-5 (1st)	NCAA First Round
Totals	233-107 (.685)	121-59 (.672)	

Mississippi State (2016-Present)

Year	Overall	SEC Record	Postseason
2016	14-17	7-11	
2017	16-16	6-12	
2018	10-1		
Totals	40-34 (.541)	13-23 (.361)	
OVERALL 441-240 (.648)			

**1ST MSU WIN
EASTERN WASHINGTON
FEB. 13, 2015**

**5TH MSU WIN
TULANE
DEC. 19, 2015**

**1ST SEC WIN
OLE MISS
JAN. 23, 2016**

**10TH MSU WIN
ARKANSAS
FEB. 9, 2016**

**15TH WIN
NORFOLK STATE
NOV. 11, 2016**

**20TH MSU WIN
GEORGIA STATE
DEC. 4, 2016**

**25TH MSU WIN
ARKANSAS
JAN. 10, 2017**

**30TH MSU WIN
LSU
MARCH 8, 2017**

**40TH MSU WIN
LITTLE ROCK
DEC. 20, 2017**

**42
BIGGEST WIN
SOUTHERN MISS.
DEC. 19, 2016**

UNDER BEN HOWLAND . . .

CATEGORY	2018	AT MSU
Leads at Halftime	8-0	29-3
Trails at Halftime	2-1	8-30
Is Tied at Halftime		3-1
Shoots 45% or better from the field	8-0	33-8
Shoots less than 45% from the field	2-1	7-26
Opp. shoots less than 45% from the field	9-1	30-14
Opp. shoots 45% or better from the field	1-0	10-20
Outrebounds (or ties) the opponent	8-1	26-11
Outrebounded by the opponent	2-0	14-23
More Assists (or ties) than the opponent	9-0	37-15
Fewer Assists than the opponent	1-1	3-19
Fewer (or ties) TOs than opponent	8-0	31-11
More TOs than opponent	2-1	9-23
Holds opponents to 65 points or less	7-1	23-4
In games decided by 10 points or less	4-0	17-23
All Games	10-1	40-34
Home Games	10-0	30-12
Road Games	0-1	4-17
Neutral-sites		6-5
Non-SEC Games	10-1	26-9
Non-SEC Home Games	10-0	21-3
Non-SEC Road Games	0-1	0-3
Non-SEC Neutral-site Games		5-3
SEC Games		13-23
SEC Home Games		9-9
SEC Road Games		4-14
SEC Tournament		1-2
November Games	6-0	13-5
December Games	4-1	13-4
January Games		6-11
February Games		5-11
March Games		3-3
Monday Games	1-0	3-1
Tuesday Games	0-1	3-12
Wednesday Games	2-0	6-5
Thursday Games	1-0	5-4
Friday Games	1-0	4-2
Saturday Games	3-0	13-10
Sunday Games	2-0	5-0
Overtime Games		0-2
Television Games	10-1	29-33

Alabama	2-4	Kent State	0-1	Sacramento State	7-2
Alabama State	1-0	Kentucky	1-3	Sam Houston State	2-1
Albany	1-0	Lehigh	0-1	San Diego	0-3
Appalachian State	1-0	Little Rock	1-0	San Diego State	0-1
Arizona	14-11	Long Beach State	3-1	San Jose State	1-0
Arizona State	17-8	Louisiana Tech	1-0	Savannah State	1-0
Arkansas	2-2	Loyola Marymount	3-2	Seton Hall	5-2
Arkansas-Pine Bluff	1-0	LSU	4-1	Sonoma State	1-0
Auburn	1-1	Marist	1-0	South Carolina	1-3
Belmont	1-0	Marquette	0-1	South Florida	0-1
Boise State	1-4	Maryland	1-0	Southeast Louisiana	1-0
Boston College	4-2	McNeese State	1-0	Southern University	0-1
Butler	0-1	Memphis	1-2	Southern Cal	14-9
BYU	2-0	Mercer	1-0	Southern Illinois	1-0
Cal Poly	2-2	Miami	3-4	Southern Miss	1-0
Cal State Bakersfield	1-0	Miami (OH)	1-0	Southern Utah	3-1
Cal State Fullerton	1-1	Michigan	4-3	Southwest Texas	0-1
Cal State Northridge	9-2	Michigan State	3-1	St. Bonaventure	2-0
CSU San Bernardino	1-0	Middle Tenn. State	0-1	St. Francis (N.Y.)	2-0
California	17-10	Minnesota	0-1	St. Francis (Pa.)	4-0
Central Conn. State	1-0	Mississippi State	0-2	St. Johns	2-3
Central Florida	0-1	Missouri-Kansas City	1-1	St. Martin's	1-0
Chaminade (Hawaii)	3-0	MVSU	1-0	Stanford	14-7
Chicago State	1-0	Missouri	3-0	Stephen F. Austin	2-1
Cincinnati	0-2	Missouri State	1-0	Syracuse	4-5
Co. of Notre Dame	1-0	Montana	6-5	Temple	1-0
Colorado	2-0	Montana State	9-3	Tennessee	1-3
Colorado College	2-0	Montana Tech	1-0	Tennessee Martin	2-0
Colorado State	1-0	Morehead State	1-0	Texas	1-3
Concordia (Calif.)	0-1	Morgan State	1-0	Texas A&M	3-2
Connecticut	2-3	Morris Brown	1-0	Texas Arlington	1-1
Coppin State	1-0	N. Mexico Highlands	1-0	Texas El Paso	1-0
Davidson	1-0	Nebraska	1-1	Texas Tech	0-2
Dayton	1-0	Nevada	1-0	Texas Pan American	2-0
Delaware State	2-0	New Mexico State	2-0	Texas Southern	1-0
DePaul	1-0	New Orleans	2-0	Tulane	1-0
Drexel	1-0	Norfolk State	3-0	UC Davis	3-0
Duquesne	3-1	North Carolina AT&T	1-0	UC Irvine	5-1
East Carolina	0-1	North Carolina Central	1-0	UC Riverside	2-0
East Tennessee State	0-1	North Dakota State	1-0	UC Santa Barbara	0-1
Eastern Illinois	1-0	North Georgia	1-0	UCLA	0-1
Eastern Washington	11-1	Northern Arizona	1-0	UNLV	0-1
Elon	1-0	Northern Colorado	1-0	Utah	2-1
Florida	0-5	Northwestern State	1-0	Vanderbilt	1-1
Florida A&M	1-0	Notre Dame	5-8	Vermont	1-0
Florida International	2-1	Oakland	2-0	Villanova	3-3
Florida State	0-1	Occidental College	1-0	VCU	1-3
Fresno State	1-0	Ohio State	2-0	Virginia Tech	2-0
George Mason	1-0	Ole Miss	1-3	Wagner	2-0
George Washington	1-0	Oral Roberts	0-2	Washington	10-11
Georgetown	5-4	Oregon	12-8	Washington State	18-3
Georgia	1-4	Oregon State	17-4	Weber State	3-9
Georgia State	1-0	Pacific	1-0	West Virginia	5-4
Georgia Tech	1-0	Penn State	2-1	Western Illinois	2-0
Gonzaga	1-0	Pennsylvania	1-0	Western Kentucky	1-0
Green Bay	1-0	Pepperdine	4-0	Western Oregon	1-0
Idaho	1-3	Pittsburgh	1-0	Wright State	1-0
Idaho State	8-3	Portland	0-1	Wyoming	1-0
Illinois State	1-0	Portland State	5-3	Xavier	1-0
Indiana	2-0	Prairie View A&M	2-0	Yale	1-0
Indiana State	1-0	Providence	3-1	Youngstown State	1-0
IUPUI	1-0	Rhode Island	2-0		
Jacksonville State	1-0	Richmond	1-0		
James Madison	1-0	Robert Morris	4-0		
Kansas	1-3	Rutgers	6-1		

TOTAL: 441-240

On The Bench . . .



George Brooks
8th Year

- Played for the Bulldogs from 1992-94.
- Helped develop forwards Arnett Moultrie, a first-round draft choice in the 2012 NBA draft and Gavin Ware, along with Jamario Moon and Ronald Murray who went on to enjoy NBA careers.
- Named the second-best recruiter in the SEC by Sporting News this past summer.



Korey McCray
3rd Year

- Spent two seasons under Howland at UCLA.
- Worked with and created tailor-made off-season training programs for NBA talents such as Dwight Howard, John Wall, Javaris Crittenton, Anthony Morrow, Jarrett Jack, Jarvis Hayes, Von Wafer, Mario West and Damien Wilkins.
- In 2012, he was instrumental in UCLA landing the No. 1-ranked recruiting class.



Ernie Ziegler
3rd Year

- Spent six seasons at Central Michigan (2007-12) as head coach, leading the Chippewas to two Mid-American Conference West Division titles and a pair of Michigan MAC Trophies.
- He spent five seasons as an assistant under the tutelage of Howland at both Pittsburgh (2002-03) and UCLA (2004-06).
- From 1992 to 1997, Zeigler was the head AAU coach for Team Detroit.

MISSISSIPPI STATE BY THE NUMBERS

GAME-BY-GAME SPECIALTY STATS *(MSU First)*

<u>Opponent</u>	<u>Paint</u>	<u>Off TO</u>	<u>2nd Chance</u>	<u>Fast Break</u>	<u>Bench</u>
Alabama State	46/32	17/4	11/16	14/0	50/34
Florida A&M	42/22	25/9	4/5	14/9	26/12
Green Bay	48/22	21/17	10/4	8/2	22/33
Stephen F. Austin	36/24	17/12	9/10	6/6	6/23
Jacksonville State	40/28	4/14	7/10	4/2	11/19
North Dakota State	28/20	21/14	10/6	12/2	10/16
Dayton	24/26	21/15	2/6	2/4	13/6
North Georgia	46/30	18/5	11/12	8/4	45/25
Cincinnati	24/24	6/22	6/13	12/6	0/6
UT Martin	44/22	21/10	31/11	12/10	31/23
Little Rock	30/28	27/10	13/11	6/0	12/20

GAME-BY-GAME LEAD/DEFICIT

<u>Opponent</u>	<u>Largest Lead</u>	<u>Largest Deficit</u>	<u>Final Score</u>
Alabama State	35 (76-41, 2nd)	1 (0-1, 1st)	W, 96-68
Florida A&M	36 (79-43, 2nd)	Never Trailed	W, 79-48
Green Bay	16 (24-8, 1st)	Never Trailed	W, 77-68
Stephen F. Austin	16 (68-52, 2nd)	8 (32-40, 1st)	W, 80-75
Jacksonville State	4 (4-0, 1st)	8 (33-41, 2nd)	W, 59-56
North Dakota State	27 (81-54, 2nd)	Never Trailed	W, 83-59
Dayton	21 (41-20, 2nd)	1 (5-6, 1st)	W, 61-59
North Georgia	38 (92-54, 2nd)	Never Trailed	W, 95-62
Cincinnati	3 (3-0, 1st)	19 (33-53)	L, 65-50
UT Martin	38 (90-52, 2nd)	2 (4-6, 1st)	W, 92-61
Little Rock	22 (62-40, 2nd)	3 (0-3, 1st)	W, 64-48

Mississippi State Scoring By The Half

<u>Team</u>	<u>1st Half</u>	<u>2nd Half</u>	<u>OT</u>
Alabama State	58	31	
Florida A&M	28	51	
Green Bay	40	37	
Stephen F. Austin	32	48	
Jacksonville State	25	34	
North Dakota State	29	54	
Dayton	35	26	
North Georgia	53	42	
Cincinnati	25	25	
UT Martin	39	53	
Little Rock	26	38	

Lowest First Half: 25, Jacksonville State, Cincinnati

Highest First Half: 58, Alabama State

Lowest 2nd Half: 25, Cincinnati

Highest 2nd Half: 54, North Dakota State

Opponent Scoring By The Half

<u>Team</u>	<u>1st Half</u>	<u>2nd Half</u>	<u>OT</u>
Alabama State	31	37	
Florida A&M	17	31	
Green Bay	32	36	
Stephen F. Austin	40	35	
Jacksonville State	29	27	
North Dakota State	24	35	
Dayton	20	39	
North Georgia	26	36	
Cincinnati	35	30	
UT Martin	33	28	
Little Rock	23	25	

Lowest First Half: 17, Florida A&M

Highest First Half: 40, Stephen F. Austin

Lowest 2nd Half: 25, Little Rock

Highest 2nd Half: 39, Dayton

MISSISSIPPI STATE BY THE NUMBERS

MSU'S 2017-18 RECORD WHEN . . .

Leads at Halftime	8-0
Trails at Halftime	2-1
Is Tied at Halftime	
Shoots 45% or better from the field	8-0
Shoots less than 45% from the field	2-1
Opp. shoots less than 45% from the field	9-1
Opp. shoots 45% or better from the field	1-0
Outrebounds (or ties) the opponent	8-1
Outrebounded by the opponent	2-0
More Assists (or ties) than the opponent	9-0
Fewer Assists than the opponent	1-1
Fewer (or ties) TOs than opponent	8-0
More TOs than opponent	2-1
Holds opponents to 65 points or less	7-1
In games decided by 10 points or less	4-0

MSU'S 2017-18 RECORD IN . . .

All Games	10-1
Home Games	10-0
Road Games	0-1
Neutral-sites	
Non-SEC Games	10-1
Non-SEC Home Games	10-0
Non-SEC Road Games	0-1
Non-SEC Neutral-site Games	
SEC Games	
SEC Home Games	
SEC Road Games	
SEC Tournament	
November Games	6-0
December Games	4-1
January Games	
February Games	
March Games	
Monday Games	1-0
Tuesday Games	0-1
Wednesday Games	2-0
Thursday Games	1-0
Friday Games	1-0
Saturday Games	3-0
Sunday Games	2-0
Overtime Games	
Television Games	10-1
Games vs. Ranked Opponents	0-1

MISC. 2017-18 TEAM STATS

Largest Lead Surrendered in Loss:

3, Cincinnati (12-12-17)

Largest Deficit Overcome in Win:

8, Stephen F. Austin (11-22-17) and
Jacksonville State (11-26-17)

Largest Lead at Anytime:

38, North Georgia (12-09-17) and
UT Martin (12-12-17)

Largest Deficit Anytime:

19, Cincinnati (12-12-17)

MISCELLANEOUS MSU INDIVIDUAL STATISTICS

Games Scoring in Double Figures: Holman 9, Q. Weatherspoon 9, N. Weatherspoon 8, Carter 5, Peters 3, Ado 2, Wright, Datcher, Feazell

Games Scoring 20-plus Points: Q. Weatherspoon 4, Carter 2, Holman 1

Games Scoring 30-plus Points: Carter

Games Rebounding in Double Figures: Holman 3, Ado 3, Q. Weatherspoon

Games With Double Figures in Assists: Q. Weatherspoon

Games With Double-Doubles: Holman 3, Ado, Q. Weatherspoon

Games With Triple-Doubles:

Games As Team High Scorer (or co-leader): Q. Weatherspoon 5, Carter 3, Holman 2, Peters 2, Ado, N. Weatherspoon

Games As Team High Rebounder (or co-leader): Holman 5, Ado 5, Q. Weatherspoon 2, Peters

Games As Team Leader in Assists (or co-leader): Q. Weatherspoon 7, Peters 4, N. Weatherspoon 2, Carter

Games As Team Leader in Steals (or co-leader): Q. Weatherspoon 6, Peters 3, Stapleton 3, Carter 2, N. Weatherspoon 2, Ado 3

Games As Team Leader in Blocks (or co-leader): Ado 6, Peters, Herard, Datcher, Stapleton, Holman, Q. Weatherspoon

Games As Team Leader in Turnovers (or co-leader): Ado 5, Q. Weatherspoon 4, Peters 3, N. Weatherspoon 2, Carter, Stapleton, Singleton, Holman

MSU'S RECORD BY STARTING LINEUP

N. Weatherspoon, Q. Weatherspoon, Carter, Holman, Ado 7-1

N. Weatherspoon, Q. Weatherspoon, Peters, Holman, Ado 2-0

N. Weatherspoon, Q. Weatherspoon, Peters, Stapleton, Datcher 1-0

GAME-BY-GAME STARTERS

<u>Opponent</u>	<u>Date</u>	<u>Guard</u>	<u>Guard</u>	<u>Guard</u>	<u>Forward</u>	<u>Forward</u>	<u>Record</u>
Alabama State	11-10-17	W'Spoon	W'Spoon	Peters	Stapleton	Datcher	1-0
Florida A&M	11-18-17	W'Spoon	W'Spoon	Peters	Holman	Ado	2-0
Green Bay	11-20-17	W'Spoon	W'Spoon	Peters	Holman	Ado	3-0
Stephen F. Austin	11-22-17	W'Spoon	W'Spoon	Carter	Holman	Ado	4-0
Jacksonville State	11-26-17	W'Spoon	W'Spoon	Carter	Holman	Ado	5-0
North Dakota State	11-30-17	W'Spoon	W'Spoon	Carter	Holman	Ado	6-0
Dayton	12-03-17	W'Spoon	W'Spoon	Carter	Holman	Ado	7-0
North Georgia	12-09-17	W'Spoon	W'Spoon	Carter	Holman	Ado	8-0
Cincinnati	12-12-17	W'Spoon	W'Spoon	Carter	Holman	Ado	8-1
UT Martin	12-16-17	W'Spoon	W'Spoon	Carter	Holman	Ado	9-1
Little Rock	12-20-17	W'Spoon	W'Spoon	Carter	Holman	Ado	10-1
Southern Miss							
North Florida							
Arkansas							
Ole Miss							
Florida							
Auburn							
Vanderbilt							
Alabama							
Kentucky							
Missouri							
South Carolina							
Georgia							
Alabama							
Missouri							
Vanderbilt							
Ole Miss							
Texas A&M							
South Carolina							
Tennessee							
LSU							

2017-18 Win-Loss Differential

Diff.	1	2	3	4	5	6	7	8	9	10	11	12	13	14	15	16	17	18	19	20	21	22	23	24	25+
Won		1	1		1				1							1								1	4
Lost																									

THE LAST TIME . . .

THE LAST TIME AN MSU PLAYER ...

Scored 30 or more points in a game:

32, Ravern Johnson vs. Tenn. St. (11-12-10)

Scored 33 or more points in a game:

33, Craig Sword at LSU (2-19-14)

Scored 34 or more points in a game:

34, Arnett Moultrie vs. UMass (3-13-12)

Scored 35 or more points in a game:

35, Tyson Carter vs. NDSU (11-30-17)

Scored 37 or more points in a game:

39, Jeff Malone vs. Alabama (1-31-83)

Scored 40 or more points in a game:

40, Rickey Brown vs. Auburn (3-7-77)

Scored 20+ points in back-to-back games:

Quinnndary Weatherspoon 21 vs. UT Martin (12-16-17); 21 vs. Little Rock (12-20-17)

Scored 20+ points in three-consecutive games:

Craig Sword (24 vs. Loyola, 12-01-13; 24 vs. TCU, 12-05-13; 22 vs. SELA, 12-13-13)

Scored 20+ points in five-consecutive games:

Jeff Malone, 1982-83 (11 consecutive)

Scored 30+ points in back-to-back games:

Jeff Malone (36 at Ole Miss & 30 vs. Georgia, 1982-83)

Scored 30+ points in three-consecutive games:

Jeff Malone (33 at LSU; 36 at Ole Miss & 30 vs. Georgia, 1982-83)

Two players score 20+ points in same game:

Aric Holman, 21; Quinnndary Weatherspoon, 21 vs. UT Martin (12-16-17)

Made 10 field goals in a game:

10, Weatherspoon vs. Morehead (12-22-16)

Made 11 field goals in a game:

11, Q. Weatherspoon, Missouri (1-25-17)

Made 12 field goals in a game:

12, Tyson Carter, NDSU (11-30-17)

Made 13 field goals in a game:

13, Horatio Webster vs. SW Missouri St. (11-23-97)

Made 14 field goals in a game:

14, Cameron Burns at Georgia (1-17-90)

Made 15 or more field goals in a game:

16, Raymond Brown vs. Florida (3-2-85)

Attempted 20 field goals in a game:

20, Ravern Johnson vs. St. Mary's (12-29-10)

Attempted 21 or more field goals in a game:

21, Dee Bost vs. Kentucky (2-16-10)

Attempted 23 or more field goals in a game:

23, Arnett Moultrie vs. UMass (3-13-12)

Attempted 25 field goals in a game:

25, Chuck Evans at Alabama (3-6-93)

Attempted 26 field goals in a game:

26, Tony Watts at Ole Miss (2-22-92)

Attempted 27 or more field goals in a game:

28, Jeff Malone vs. Vanderbilt (1-8-83)

Made six 3-pointers in a game:

6, Tyson Carter vs. Dayton (12-3-17)

Made seven 3-pointers in a game:

7, Lamar Peters vs. Missouri (1-25-17)

Made eight or more 3-pointers in a game:

8, Winsome Frazier vs. UMKC (11-23-04)

Attempted 11 3-pointers in a game:

11, Dee Bost vs. Detroit (12-17-11)

Attempted 12 3-pointers in a game:

12, Ravern Johnson vs. ETSU (12-11-10)

Attempted 13 or more 3-pointers in a game:

13, Dee Bost vs. Troy (12-10-11)

Attempted 16 or more 3-pointers in a game:

17, Darryl Wilson vs. Alabama (3-4-95)

Made 14 or more free throws in a game:

14, Trivante Bloodman vs. Auburn (2-15-14)

Made 15 or more free throws in a game:

15, Craig Sword vs. Ole Miss (1-11-14)

Attempted 17 free throws in a game:

17, Jarvis Varnado at Houston (12-19-09)

Attempted 18 free throws in a game:

18, Craig Sword vs. Ole Miss (1-11-14)

Attempted 19 free throws in a game:

19, Carl Nichols vs. SE La. (12-1-88)

Had 16 rebounds in a game:

16, Gavin Ware vs. Maryland ES (1-2-14)

Had 17 rebounds in a game:

17, Gavin Ware at Auburn (1-21-15)

Had 18 or more rebounds in a game:

21, Wesley Morgan vs. SE La. (11-28-05)

Had 22 or more rebounds in a game:

23, Rickey Brown vs. Vanderbilt (12-6-79)

Had 24 or more rebounds in a game:

24, Wiley Peck vs. Alabama (1-27-79)

Had 10 or more offensive rebounds in a game:

11, Arnett Moultrie vs. Northwestern State (12-22-11)

Had 10 or more defensive rebounds in a game:

10, Aric Holman vs. So. Miss (12-19-16)

Had 13 or more defensive rebounds in a game:

13, Colin Borchert (3-9-13)

Had 15 or more defensive rebounds in a game:

15, Jarvis Varnado at San Diego (12-31-09)

Had 10 assists in a game:

10, Q. Weatherspoon vs. NDSU (11-30-17)

Had 11 assists in a game:

11, I.J. Ready vs. No. Colorado (12-23-15)

Had 13 assists in a game:

13, I.J. Ready vs. LSU (3-4-17)

Had 14 assists in a game:

14, Gary Ervin vs. Florida A&M (12-20-04)

Had 15 or more assists in a game:

16, Chuck Evans at UMKC (2-23-93)

Had 10 or more turnovers in a game:

10, Charles Rhodes vs. Nicholls (11-11-06)

Had five or more blocks in a game:

5, Abdul Ado vs. Stephen F. Austin (11-22-17)

Had six or more blocks in a game:

6, Schneider Herard vs. Fla. A&M (11-18-17)

Had seven blocks in a game:

7, Jarvis Varnado at LSU (2-20-10)

Had eight blocks in a game:

8, Jarvis Varnado vs. Alabama (2-24-10)

Had nine blocks in a game:

9, Jarvis Varnado at Vanderbilt (2-3-10)

Had 10 blocks in a game:

10, Jarvis Varnado vs. Arkansas (1-14-10)

Had 10+ blocks in two consecutive games:

Jarvis Varnado (10 vs. Georgia & 10 vs. Kentucky, 2007-08)

Had five steals in a game:

5, Lamar Peters vs. Texas A&M (1-14-17)

Had six or more steals in a game:

7, Craig Sword vs. Ole Miss (1-11-14)

LAST TIME AN MSU TEAM...

Scored 100 or more points:

106 vs. Eastern Washington (11-13-15)

Scored 100 or more points in an SEC game:

105 vs. Auburn (3-2-04)

Allowed 100 or more points in an SEC game:

115 at Arkansas (2-20-93)

Allowed 100 or more points in non-SEC play:

105 vs. Miami (11-19-15)

Was held to 52 points or less:

52 vs. Florida (2-18-17)

Was held to 50 points:

50 vs. Cincinnati (12-12-17)

Was held to 49 points or less:

48 vs. Vanderbilt (2-25-17)

Was held to 45 points or less:

41 at Georgia (2-7-15)

Was held to 40 points or less:

36 vs. Missouri (2-13-13)

Was held to 35 points or less:

31 vs. Vanderbilt (2-23-13)

Was held to fewer than 10 points in a half:

9 at Arkansas, first (2-7-15)

Held opponent to 59 points or less:

59 vs. Dayton (12-3-17)

Held opponent to 56 points or less:

56 vs. Jacksonville State (11-26-17)

Held opponent to 55 points or less:

52 vs. LSU-SECT (3-08-17)

Held opponent to 50 points or less:

48 vs. Little Rock (12-20-17)

Held opponent to 45 points or less:

44 vs. Southern Miss (12-19-16)

Held opponent to 42 points or less:

42 vs. Texas-San Antonio (12-4-12)

Held opponent to 39 points or less:

39 at LSU (1-9-08)

Shot 50 percent or better from the field:

.507 [34-67] vs. UT Martin (12-16-17)

Shot 55 percent or better from the field:

.558 [24-43] vs. Stephen F. Austin (11-22-17)

Shot 60 percent or better from the field:

.621 [41-66] vs. E. Washington (11-13-15)

Shot 65 percent or better from the field:

.660 [35-53] vs. Western Kentucky (1-5-09)

Was held to less than 35 percent from the field:

.302 [19-63] at Cincinnati (12-12-17)

Was held to less than 30 percent from the field:

.298 [14-47] vs. Vanderbilt (2-25-17)

Was held to less than 25 percent from the field:

.175 [7-40] vs. Vanderbilt (2-23-13)

Held opp. to 35 percent or less from the field:

.333 [18-54] vs. LSU-SECT (3-8-17)

Held opp. to 30 percent or less from the field:

.281 [18-64] vs. Florida A&M (11-18-17)

Held opp. to 25 percent or less from the field:

.231 [15-65] vs. Southern Miss (12-19-16)

Opponent shot 50 percent or better:

.500 [27-54] South Carolina (2-11-17)

Opponent shot 60 percent or better:

.623 [33-53] Missouri (3-1-14)

Made 35 or more field goals:

37 vs. North Georgia (12-9-17)

Made 40 or more field goals:

41 vs. Eastern Washington (11-13-15)

Made fewer than 15 field goals:

14 at Vanderbilt (2-25-17)

Attempted 70 or more shots from the field:

74 vs. North Georgia (12-9-17)

Attempted 80 or more shots from the field:

80 at Alabama (2-21-09)

Attempted just 40 shots from the field:

40 vs. Vanderbilt (2-23-13)

Attempted 39 or fewer shots from the field:

39 at Vanderbilt (3-4-15)

Attempted 35 or fewer shots from the field:

34 vs. Tennessee (2-3-15)

Made 10 or more 3-pointers:

11 vs. UT Martin (12-16-17)

Made 12 3-pointers:

12 vs. Missouri (1-25-17)

Made 13 3-pointers:

13 vs. North Georgia (12-09-17)

Made 15 3-pointers:

15 vs. North Carolina A&T (12-12-10)

Made 16 3-pointers:

16 vs. Troy (12-10-11)

Made 17 3-pointers:

17 vs. Southern Miss (12-19-16)

Did not make a 3-pointer:

[0-10] at Arkansas (2-7-15)

Made just one 3-pointer:

vs. Tennessee (1-7-15)

Made just two 3-pointers:

vs. Alabama-SECT (3-9-17)

Opponent made 15 or more 3-pointers:

16, Arkansas (1-9-16)

Opponent made just one 3-pointer:

vs. LSU-SECT (3-8-17)

Attempted nine 3-pointers or less:

9 vs. Tennessee (1-7-15)

Attempted six 3-pointers or less:

6 at Ole Miss (1-29-03)

THE LAST TIME (CONTINUED) . . .

Attempted 25 3-pointers:

25 vs. Little Rock (12-20-17)

Attempted 26 3-pointers:

26 at South Carolina (2-28-17)

Attempted 27 3-pointers:

27 vs. South Carolina (2-11-17)

Attempted 28 3-pointers:

28 vs. Dayton (12-3-17)

Attempted 29 or more 3-pointers:

29 vs. Southern Miss (12-19-16)

Attempted 30 or more 3-pointers:

33 vs. UT Martin (12-16-17)

Attempted 35 or more 3-pointers:

35 vs. Kentucky (2-16-10)

Made 31 or more free throws:

31 vs. Auburn (1-22-14)

Made 40 or more free throws:

41 vs. LSU (2-11-09)

Made 50 or more free throws:

52 vs. LSU (2-11-09)

Made fewer than five free throws:

4 vs. Dayton (12-3-17)

Made only 1 free throw:

1 vs. Florida (1-30-14)

Opponent made 30 or more free throws:

34, Ole Miss (2-18-17)

Attempted 30 or more free throws:

34 vs. Auburn (2-7-17)

Attempted 35 or more free throws:

35 vs. Stephen F. Austin (11-22-17)

Attempted 40 or more free throws:

44 vs. Tennessee (1-7-15)

Attempted 45 or more free throws:

45 vs. Florida A&M (12-17-13)

Attempted fewer than 10 free throws:

8 at Cincinnati (12-12-17)

Opponent attempted 40 or more free throws:

44, Ole Miss (2-18-17)

Had 50 or more rebounds:

53 vs. UT Martin (12-16-17)

Had 55 or more rebounds:

55 vs. Tennessee (2-4-17)

Had 58 or more rebounds:

58 vs. Troy (12-10-05)

Had 59 or more rebounds:

59 at Houston (12-19-09)

Had fewer than 25 rebounds:

21 vs. McNeese State (12-30-14)

Had 20 or fewer rebounds:

20 at Kentucky (1-12-16)

Had 20 or more assists:

20 vs. South Carolina (2-27-16)

Had 21 or more assists:

21 vs. UT Martin (12-16-17)

Had 25 or more assists:

25 vs. St. Bonaventure (12-05-09)

Had 30 or more assists:

30 vs. Troy (12-10-11)

Had 5 Assists:

5, Florida State (12-16-15)

Had Fewer Than 5 Assists:

4, Tennessee (1-2-15)

Had 20 or more turnovers:

20 at South Carolina (2-28-17)

Had 21 or more turnovers:

22 vs. Ole Miss (2-18-17)

Had 23 or more turnovers:

23 vs. Arkansas (2-21-15)

Had 24 or more turnovers:

24 vs. Dayton (12-3-17)

Had 25 turnovers:

26 vs. Mississippi Valley State (11-17-14)

Had 29 or more turnovers:

29 at Arkansas (1-23-13)

Had 30 or more turnovers:

31 at Kentucky (1-7-97)

Had 34 or more turnovers:

34 at Evansville (12-17-75)

Had fewer than 10 turnovers:

7 vs. Missouri (1-25-17)

Had five or fewer turnovers:

5 vs. Morehead State (12-22-16)

Forced 25 or more turnovers

26 vs. Dayton (12-3-17)

Had 10 blocked shots:

10 vs. Stephen F. Austin (11-22-17)

Had 11 blocked shots:

11 vs. Southern Miss (12-19-16)

Had 12 blocked shots:

12 at South Carolina (1-26-16)

Had 13 blocked shots:

13 vs. Florida A&M (11-18-17)

Had 14 blocked shots:

14 vs. Texas-Pan American (11-24-09)

Had 16 blocked shots:

16 vs. Georgia (1-12-08)

Had 10 steals:

10 vs. Kentucky (1-17-17)

Had 11 steals:

11 vs. Little Rock (12-20-17)

Had 12 steals:

12 vs. LSU-SECT (3-8-17)

Had 13 steals:

13 vs. Dayton (12-3-17)

Had 14 steals:

14 vs. South Carolina (1-9-13)

Had 15 steals:

15 vs. Florida Gulf Coast (12-19-13)

Had 17 or more steals:

17 vs. Oregon State (12-01-16)

Had 20 or more steals:

20 vs. Nicholls State (11-17-01)

Had 1 steal or less:

1 vs. Vanderbilt (3-11-11)

MISSISSIPPI STATE IN OVERTIME

Mississippi State In Overtime Games

This Season	0-1
Overall Overtime Record	60-51
<i>Home Overtime Record</i>	34-23
<i>Road Overtime Record</i>	18-20
<i>Neutral Site Overtime Record</i>	8-8
Humphrey Coliseum Overtime Record	25-18
SEC Tournament Overtime Record	2-5
Double Overtime Record	6-5
Four Overtime Record	1-1
Postseason Overtime Record	1-0
Last OT Played (1OT)	vs. Ole Miss (L, 87-82, 2/18/17)
Last Double OT	vs. UMass (L, 101-96, 3/13/12)
Last Triple OT	vs. Alabama (L, 79-78, 2/27/71)
Last Four OT	vs. Ole Miss (W, 104-102, 1/24/90)

Mississippi State Coaches In Overtime Games

Babe McCarthy	6-5	Bob Boyd	3-4
<i>Home Overtime Record</i>	2-2	<i>Home Overtime Record</i>	2-1
<i>Road Overtime Record</i>	2-2	<i>Road Overtime Record</i>	1-2
<i>Neutral Site Overtime Record</i>	2-1	<i>Neutral Site Overtime Record</i>	0-1
Joe Dan Gold	5-3	Richard Williams	15-11
<i>Home Overtime Record</i>	3-3	<i>Home Overtime Record</i>	7-3
<i>Road Overtime Record</i>	1-0	<i>Road Overtime Record</i>	5-5
<i>Neutral Site Overtime Record</i>	1-0	<i>Neutral Site Overtime Record</i>	3-3
Kermit Davis	8-6	Rick Stansbury	15-16
<i>Home Overtime Record</i>	5-3	<i>Home Overtime Record</i>	7-6
<i>Road Overtime Record</i>	3-3	<i>Road Overtime Record</i>	6-7
		<i>Neutral Site Overtime Record</i>	2-3
Ron Greene	2-0	Rick Ray	3-1
<i>Home Overtime Record</i>	2-0	<i>Home Overtime Record</i>	3-1
Jim Hatfield	3-3	Ben Howland	0-2
<i>Home Overtime Record</i>	3-2	<i>Home Overtime Record</i>	0-2
<i>Road Overtime Record</i>	0-1		

OVERTIME FOES

TEAM	RECORD	TEAM	RECORD
Alabama	6-7	Southern Mississippi	1-0
Alaska-Fairbanks	1-0	SW Louisiana	1-0
Arkansas	2-1	South Alabama	1-0
Auburn	6-4	South Carolina	3-0
Baylor	1-0	Tennessee	6-2
BYU	0-1	Texas	1-0
California	0-1	Texas A&M	1-1
Drake	1-0	Troy	2-0
Florida	0-3	Tulane	0-1
Florida State	1-0	UAB	0-1
Georgia	3-3	UMass	0-1
Georgia Tech	1-0	Vanderbilt	2-5
Houston	0-1		
Idaho	0-1		
Kentucky	4-5		
Loyola	1-0		
LSU	3-4		
Memphis	1-0		
Missouri-Kansas City	0-1		
Montana	1-0		
Morehead State	1-0		
NE Louisiana	0-1		
Northwestern State	0-1		
Oklahoma	1-0		
Ole Miss	6-4		
Old Dominion	0-1		
San Diego	0-1		
Santa Clara	2-0		

0 NICK WEATHERSPOON



Freshman | Gaurd

6-2 | 195

Canton, Miss.

Velma Jackson HS

Season Highs

Points: 15, Stephen F. Austin (11-22-17)
FGM: 6, at Cincinnati (12-12-17)
FGA: 11, at Cincinnati (12-12-17)
3FGM: 3, twice, UT-Martin (12-16-17)
3FGA: 6, Stephen F. Austin (11-22-17)
FTM: 4, twice, last vs. Stephen F. Austin (11-22-17)
FTA: 5, Stephen F. Austin (11-22-17)
Rebounds: 5, twice, last vs. Green Bay (11-20-17)
Assists: 5, Florida A&M (11-18-17)
Blocks: 1, 3x, last vs. Dayton (12-03-17)
Steals: 3, twice, at Cincinnati (12-12-17)
Minutes: 37, Stephen F. Austin (11-22-17)

Weatherspoon's Notes . . .

-Made his collegiate debut against Alabama State and scored 11 points as a starter.

-Has scored in double-digits in eight games, with season-best 15 coming against Stephen F. Austin.

-Has started in every game this season.

2017-18 Game-By-Game

Opponent		MIN	FG	Pct.	3FG	Pct.	FT	Pct.	O-D-R	PF	A	TO	B	S	PTS
N10 Alabama State	*	25	3-8	.375	1-1	1.000	4-4	1.000	0-3-3	0	3	0	0	0	11
N18 Florida A&M	*	32	5-10	.500	1-3	.333	1-3	.333	0-5-5	1	5	2	1	1	12
N20 Green Bay	*	28	3-7	.429	1-3	.333	3-4	.750	0-5-5	3	4	3	0	1	10
N22 Stephen F. Austin	*	37	4-9	.444	3-6	.500	4-5	.800	0-0-0	2	3	1	1	0	15
N26 Jacksonville State	*	30	5-9	.556	1-2	.500	1-3	.333	0-1-1	1	1	0	0	0	12
N30 North Dakota State	*	31	5-9	.556	1-3	.333	1-1	1.000	0-4-4	0	2	2	0	1	12
D3 Dayton	*	31	3-7	.429	0-3	.000	0-2	.000	0-1-1	4	1	2	1	3	6
D9 North Georgia	*	24	4-8	.500	0-2	.000	1-1	1.000	0-3-3	0	4	0	0	2	9
D12 Cincinnati	*	26	6-11	.545	0-1	.000	0-0	.000	0-1-1	2	2	2	0	3	12
D16 UT Martin	*	26	4-7	.571	3-4	.750	0-0	.000	0-4-4	1	1	2	0	2	11
D20 Little Rock	*	23	3-9	.333	2-5	.400	0-0	.000	1-3-4	2	1	1	0	1	8
D23 Southern Miss															
D30 North Florida															
J2 Arkansas															
J6 Ole Miss															
J10 Florida															
J13 Auburn															
J16 Vanderbilt															
J20 Alabama															
J23 Kentucky															
J27 Missouri															
J31 South Carolina															
F3 Georgia															
F6 Alabama															
F10 Missouri															
F14 Vanderbilt															
F17 Ole Miss															
F20 Texas A&M															
F24 South Carolina															
F27 Tennessee															
M3 LSU															

CAREER STATS FOR NICK WEATHERSPOON

Year	GP-GS	Min/Avg	FG-FGA	Pct	3FM-3GA	Pct	FT-FTA	Pct	Rebs	PF-D	Ast	TO	Blk	Stl	Pts/Avg
2017-18	11-11	313/28.5	45-94	.479	13-33	.394	15-23	.652	31-2.8	16-0	27	15	3	14	118/10.7

1 LAMAR PETERS



Sophomore | Guard

6-0 | 185

New Orleans, LA

Landry-Walker HS

Season Highs

Points: 18, Green Bay (11-20-17)
FGM: 6, Green Bay (11-20-17)
FGA: 15, Green Bay (11-20-17)
3FGM: 3, North Georgia (12-9-17)
3FGA: 7, 4x, last at Cincinnati (12-12-17)
FTM: 5, Green Bay (11-20-17)
FTA: 6, Green Bay (11-20-17)
Rebounds: 7, North Georgia (12-9-17)
Assists: 7, Alabama State (11-10-17)
Blocks: 2, Alabama State (11-10-17)
Steals: 4, Florida A&M (11-18-17)
Minutes: 29, twice, last vs. Green Bay (11-20-17)

Career Highs

Points: 25, Kentucky (1-17-17)
FGM: 9, 2x, last vs Kentucky (1-17-17)
FGA: 16, Kentucky (1-17-17)
3FGM: 7, Missouri (1-25-17)
3FGA: 11, Missouri (1-25-17)
FTM: 11, TAMU (1-14-17)
FTA: 11, 2x, last vs Auburn (2-7-17)
Rebounds: 7, twice, last vs. N. Ga. (12-9-17)
Assists: 7, 5x, last vs Alabama St. (11-10-17)
Blocks: 2, 2x, last vs. Alabama St. (11-10-17)
Steals: 5, TAMU 1-14-17)
Minutes: 36, Auburn 2-7-17)

2017-18 Game-By-Game

Opponent	MIN	FG	Pct.	3FG	Pct.	FT	Pct.	O-D-R	PF	A	TO	B	S	PTS
N10 Alabama State	*	29	2-8	.250	0-5	.000	3-4	.750	0-4-4	1	7	4	2	7
N18 Florida A&M	*	23	5-12	.417	1-7	.143	1-1	1.000	0-1-1	3	5	1	0	12
N20 Green Bay	*	29	6-15	.400	1-7	.143	5-6	.833	0-0-0	0	2	3	1	18
N22 Stephen F. Austin	-DNP-													
N26 Jacksonville State	-DNP-													
N30 North Dakota State	-DNP-													
D3 Dayton		21	1-5	.200	1-5	.200	0-0	.000	0-0-0	2	2	3	0	3
D9 North Georgia		22	4-12	.333	3-7	.429	0-0	.000	0-7-7	1	6	2	0	11
D12 Cincinnati		21	0-11	.000	0-7	.000	0-0	.000	0-1-1	4	2	6	0	0
D16 UT Martin		21	3-7	.429	3-7	.429	0-0	.000	1-2-3	0	2	0	1	9
D20 Little Rock		24	0-4	.000	0-4	.000	0-2	.000	1-2-3	2	4	1	0	0
D23 Southern Miss														
D30 North Florida														
J2 Arkansas														
J6 Ole Miss														
J10 Florida														
J13 Auburn														
J16 Vanderbilt														
J20 Alabama														
J23 Kentucky														
J27 Missouri														
J31 South Carolina														
F3 Georgia														
F6 Alabama														
F10 Missouri														
F14 Vanderbilt														
F17 Ole Miss														
F20 Texas A&M														
F24 South Carolina														
F27 Tennessee														
M3 LSU														

Peters' Notes . . .

-In season opener, tied career high with 7 assists and 2 blocked shots.

-Season-high 18 points vs. Green Bay.

-Missed Stephen F. Austin, JSU and North Dakota State games due to violation of team rules.

-Season-high three made 3-pointers against North Georgia.

CAREER STATS FOR LAMAR PETERS

Year	GP-GS	Min/Avg	FG-FGA	Pct	3FM-3GA	Pct	FT-FTA	Pct	Rebs	PF-D	Ast	TO	Blk	Stl	Pts/Avg
2016-17	30-17	738/24.6	103-266	.387	59-161	.366	56-75	.747	68-2.3	81-2	101	68	5	34	321/10.7
2017-18	8-3	190/23.8	21-74	.284	9-49	.184	9-13	.692	19-2.4	13-0	30	20	4	12	60/7.5
Totals	38-20	928/24.4	124-340	.365	68-210	.324	65-88	.739	87-2.3	94-2	131	88	9	46	381/10.0

2 ELI WRIGHT



Sophomore | Gaurd

6-4 | 190

Owensboro, KY

22 Feet Academy

Season Highs

Points: 12, Alabama State (11-10-17)
FGM: 5, Alabama State (11-10-17)
FGA: 8, Alabama State (11-10-17)
3FGM: 1, 3x, last vs. Little Rock (12-20-17)
3FGA: 3, 3x, last vs. Little Rock (12-20-17)
FTM: 2, twice, vs. Little Rock (12-20-17)
FTA: 5, vs. Little Rock (12-20-17)
Rebounds: 6, Alabama State (11-10-17)
Assists: 2, twice, last vs. N. Dakota St. (11-30-17)
Blocks: 1, twice, last vs. SF Austin (11-22-17)
Steals: 1, Little Rock (12-20-17)
Minutes: 28, Alabama State (11-10-17)

Career Highs

Points: 12, Alabama State (11-10-17)
FGM: 5, Alabama State (11-10-17)
FGA: 8, Alabama State (11-10-17)
3FGM: 1, 5x, last vs. Little Rock (12-20-17)
3FGA: 3, 3x, last vs. Little Rock (12-20-17)
FTM: 3, 5x last vs Oregon State (12-1-16)
FTA: 5, twice, vs. Little Rock (12-20-17)
Rebounds: 7, NWST (11-28-16)
Assists: 3, Boise State (11-18-16)
Blocks: 1, 4x, last vs. Alabama St. (11-10-17)
Steals: 2, Oregon State (12-1-16)
Minutes: 31, NWST (11-28-16)

2017-18 Game-By-Game

Opponent	MIN	FG	Pct.	3FG	Pct.	FT	Pct.	O-D-R	PF	A	TO	B	S	PTS
N10 Alabama State	28	5-8	.625	1-3	.333	1-2	.500	3-3-6	3	2	0	1	0	12
N18 Florida A&M	-DNP-													
N20 Green Bay	17	4-6	.667	0-2	.000	0-0	.000	4-0-4	2	1	1	0	0	8
N22 Stephen F. Austin	17	0-3	.000	0-1	.000	0-0	.000	0-2-2	1	0	2	1	0	0
N26 Jacksonville State	23	0-5	.000	0-2	.000	0-0	.000	2-4-6	0	0	1	0	0	0
N30 North Dakota State	25	0-5	.000	0-3	.000	0-0	.000	0-2-2	1	2	0	0	0	0
D3 Dayton	-DNP-													
D9 North Georgia	-DNP-													
D12 Cincinnati	16	0-3	.000	0-1	.000	0-0	.000	1-2-3	2	0	2	0	0	0
D16 UT Martin	15	3-7	.429	1-3	.333	2-3	.667	1-1-2	2	1	0	0	0	9
D20 Little Rock	19	2-5	.400	1-3	.333	2-5	.400	1-2-3	0	0	1	0	1	7
D23 Southern Miss														
D30 North Florida														
J2 Arkansas														
J6 Ole Miss														
J10 Florida														
J13 Auburn														
J16 Vanderbilt														
J20 Alabama														
J23 Kentucky														
J27 Missouri														
J31 South Carolina														
F3 Georgia														
F6 Alabama														
F10 Missouri														
F14 Vanderbilt														
F17 Ole Miss														
F20 Texas A&M														
F24 South Carolina														
F27 Tennessee														
M3 LSU														

Wright's Notes . . .

-Had a career 12 points in season opener vs. Alabama State.

-Missed Florida A&M, Dayton and North Georgia games for violation of team rules.

-Had second-best game of the year vs. UT Martin iwth 9 points.

-Earned his first steal of the season against Little Rock.

CAREER STATS FOR ELI WRIGHT

Year	GP-GS	Min/Avg	FG-FGA	Pct	3FM-3GA	Pct	FT-FTA	Pct	Rebs	PF-D	Ast	TO	Blk	Stl	Pts/Avg
2016-17	30-1	392/13.1	36-68	.529	11-27	.407	22-31	.710	47-1.6	50-1	7	16	3	11	105/3.5
2017-18	8-0	160/20.0	14-42	.333	3-18	.167	5-10	.500	28-3.5	11-0	6	7	2	1	36/4.5
Totals	38-1	552/14.5	50-110	.455	14-45	.311	27-41	.659	75-2.0	61-1	13	23	5	12	141/3.7

3 XAVIAN STAPLETON



Junior | Guard

6-6 | 210

Flora, MS

Louisiana Tech

Season Highs

Points: 9, UT-Martin (12-16-17)
FGM: 4, UT-Martin (12-16-17)
FGA: 8, twice, last vs. Dayton (12-03-17)
3FGM: 1, twice, UT-Martin (12-16-17)
3FGA: 3, 3x, last vs. Little Rock (12-20-17)
FTM: 2, Dayton (12-03-17)
FTA: 2, Dayton (12-03-17)
Rebounds: 3, twice, UT-Martin (12-16-17)
Assists: 1, twice, UT-Martin (12-16-17)
Blocks: 1, North Dakota State (11-30-17)
Steals: 3, North Dakota State (11-30-17)
Minutes: 21, Little Rock (12-20-17)

Career Highs

Points: 14, 2x, last vs LSU (3-4-17)
FGM: 6, 2x, last vs LSU (3-4-17)
FGA: 13, Tennessee (2-4-17)
3FGM: 2, 2x, last vs LSU (3-4-17)
3FGA: 4, Kentucky (1-17-17)
FTM: 6, Arkansas (1-10-17)
FTA: 7, Arkansas (1-10-17)
Rebounds: 11, Tennessee (2-4-17)
Assists: 1, 7x, last vs UT-Martin. (12-16-17)
Blocks: 2, Ole Miss (2-21-17)
Steals: 4, Tennessee (2-4-17)
Minutes: 28, South Carolina (2-11-17)

2017-18 Game-By-Game

Opponent	MIN	FG	Pct.	3FG	Pct.	FT	Pct.	O-D-R	PF	A	TO	B	S	PTS
N10 Alabama State	*	5	0-0	.000	0-0	.000	0-0	.000	0-1-1	0	0	0	0	2
N18 Florida A&M	-DNP-													
N20 Green Bay	-DNP-													
N22 Stephen F. Austin	-DNP-													
N26 Jacksonville State	15	3-8	.375	1-2	.500	0-0	.000	2-0-2	1	1	1	0	0	7
N30 North Dakota State	20	2-6	.333	0-1	.000	0-0	.000	1-2-3	2	0	1	1	3	4
D3 Dayton	18	3-8	.375	0-3	.000	2-2	1.000	0-1-1	3	0	2	0	1	8
D9 North Georgia	17	3-6	.500	0-3	.000	0-0	.000	0-1-1	2	0	0	0	1	6
D12 Cincinnati	12	0-4	.000	0-1	.000	0-0	.000	1-0-1	2	0	0	0	0	0
D16 UT Martin	16	4-7	.571	1-3	.333	0-0	.000	1-2-3	4	1	2	0	0	9
D20 Little Rock	21	1-5	.200	0-3	.000	1-1	1.000	1-1-2	2	0	1	0	2	3
D23 Southern Miss														
D30 North Florida														
J2 Arkansas														
J6 Ole Miss														
J10 Florida														
J13 Auburn														
J16 Vanderbilt														
J20 Alabama														
J23 Kentucky														
J27 Missouri														
J31 South Carolina														
F3 Georgia														
F6 Alabama														
F10 Missouri														
F14 Vanderbilt														
F17 Ole Miss														
F20 Texas A&M														
F24 South Carolina														
F27 Tennessee														
M3 LSU														

Stapleton's Notes . . .

-Due to a sprained left knee, was limited to just 5 minutes against Alabama State.

-Missed three games due to a knee sprain.

-Season-high 9 points vs. UT-Martin.

CAREER STATS FOR XAVIAN STAPLETON

Year	GP-GS	Min/Avg	FG-FGA	Pct	3FM-3GA	Pct	FT-FTA	Pct	Rebs	PF-D	Ast	TO	Blk	Stl	Pts/Avg
2016-17	23-5	385/16.7	59-129	.457	18-54	.333	28-44	.636	66-2.9	66-4	7	21	10	22	164/7.1
2017-18	8-1	124/15.5	16-44	.364	2-16	.125	3-3	1.000	14-1.8	16-0	2	7	1	9	37/4.6
Totals	31-6	509/16.4	75-173	.434	20-70	.286	31-47	.660	80-2.6	82-4	9	28	11	31	201/6.5

5 MITCHELL STORM



Sophomore | Forward

6-7 | 202

Madison, Miss.

East Mississippi CC

Season Highs

Points:

FGM:

FGA: 2, Alabama State (11-10-17)

3FGM:

3FGA: 1, twice, vs. Little Rock (12-20-17)

FTM:

FTA:

Rebounds: 3, Alabama State (11-10-17)

Assists:

Blocks:

Steals:

Minutes: 4, twice, last vs. North Georgia (12-9-17)

Storm's Notes . . .

-Made his MSU debut against Alabama State and had 3 rebounds.

-Also played 3 minutes against Florida A&M and 2 against North Dakota State.

-Tied his season high with 4 minutes against North Georgia and then played 3 minutes vs. UT Martin.

2017-18 Game-By-Game

Opponent	MIN	FG	Pct.	3FG	Pct.	FT	Pct.	O-D-R	PF	A	TO	B	S	PTS
N10 Alabama State	4	0-2	.000	0-0	.000	0-0	.000	1-2-3	1	0	0	0	0	0
N18 Florida A&M	3	0-0	.000	0-0	.000	0-0	.000	0-1-1	0	0	0	0	0	0
N20 Green Bay	-DNP-													
N22 Stephen F. Austin	-DNP-													
N26 Jacksonville State	-DNP-													
N30 North Dakota State	2	0-0	.000	0-0	.000	0-0	.000	0-0-0	0	0	0	0	0	0
D3 Dayton	-DNP-													
D9 North Georgia	4	0-0	.000	0-0	.000	0-0	.000	0-0-0	0	0	0	0	0	0
D12 Cincinnati	-DNP-													
D16 UT Martin	3	0-1	.000	0-1	.000	0-0	.000	0-1-1	0	0	1	0	0	0
D20 Little Rock	1	0-1	.000	0-1	.000	0-0	.000	0-0-0	0	0	0	0	0	0
D23 Southern Miss														
D30 North Florida														
J2 Arkansas														
J6 Ole Miss														
J10 Florida														
J13 Auburn														
J16 Vanderbilt														
J20 Alabama														
J23 Kentucky														
J27 Missouri														
J31 South Carolina														
F3 Georgia														
F6 Alabama														
F10 Missouri														
F14 Vanderbilt														
F17 Ole Miss														
F20 Texas A&M														
F24 South Carolina														
F27 Tennessee														
M3 LSU														

CAREER STATS FOR MITCHELL STORM

Year	GP-GS	Min/Avg	FG-FGA	Pct	3FM-3GA	Pct	FT-FTA	Pct	Rebs	PF-D	Asst	TO	Blk	Stl	Pts/Avg
2017-18	6-0	17/2.8	0-4	.000	0-2	.000	0-0	.000	5-0.8	1-0	0	1	0	0	0/0.0

10 TATE CLAYTON



Freshman | Gaurd

6-2 | 170

Tupelo, Miss.

Tupelo HS

Season Highs

Points:
FGM:
FGA:
3FGM:
3FGA:
FTM:
FTA:
Rebounds:
Assists:
Blocks:
Steals:
Minutes: 4, North Georgia (12-9-17)

Clayton's Notes . . .

-Made collegiate debut against Alabama State.

-Also played against Florida A&M.

-Season-high 4 minutes vs. North Georgia.

2017-18 Game-By-Game

Opponent	MIN	FG	Pct.	3FG	Pct.	FT	Pct.	O-D-R	PF	A	TO	B	S	PTS
N10 Alabama State	2	0-0	.000	0-0	.000	0-0	.000	0-0-0	0	0	0	0	0	0
N18 Florida A&M	2	0-0	.000	0-0	.000	0-0	.000	0-0-0	0	0	0	0	0	0
N20 Green Bay	-DNP-													
N22 Stephen F. Austin	-DNP-													
N26 Jacksonville State	-DNP-													
N30 North Dakota State	-DNP-													
D3 Dayton	-DNP-													
D9 North Georgia	4	0-0	.000	0-0	.000	0-0	.000	0-0-0	0	0	0	0	0	0
D12 Cincinnati	-DNP-													
D16 UT Martin	-DNP-													
D20 Little Rock	-DNP-													
D23 Southern Miss														
D30 North Florida														
J2 Arkansas														
J6 Ole Miss														
J10 Florida														
J13 Auburn														
J16 Vanderbilt														
J20 Alabama														
J23 Kentucky														
J27 Missouri														
J31 South Carolina														
F3 Georgia														
F6 Alabama														
F10 Missouri														
F14 Vanderbilt														
F17 Ole Miss														
F20 Texas A&M														
F24 South Carolina														
F27 Tennessee														
M3 LSU														

CAREER STATS FOR TATE CLAYTON

Year	GP-GS	Min/Avg	FG-FGA	Pct	3FM-3GA	Pct	FT-FTA	Pct	Rebs	PF-D	Asst	TO	Blk	Stl	Pts/Avg
2017-18	3-0	8/2.7	0-0	.000	0-0	.000	0-0	.000	0-0.0	0-0	0	0	0	0	0/0.0

11 QUINNDARY WEATHERSPOON



Junior | Guard

6-4 | 205

Canton, MS

Velma Jackson HS

Season Highs

Points: 22, North Georgia (12-9-17)
FGM: 8, twice, last vs. North Georgia (12-9-17)
FGA: 12, at Cincinnati (12-12-17)
3FGM: 4, North Georgia (12-9-17)
3FGA: 5, Green Bay (11-18-17)
FTM: 11, Stephen F. Austin (11-22-17)
FTA: 14, Stephen F. Austin (11-22-17)
Rebounds: 10, Dayton (12-03-17)
Assists: 10, North Dakota State (11-30-17)
Blocks: 2, Dayton (12-03-17)
Steals: 4, UT-Martin (12-16-17)
Minutes: 35, twice, last vs. Dayton (12-03-17)

Career Highs

Points: 29, Missouri (1-25-17)
FGM: 11, Missouri (1-25-17)
FGA: 18, UCF (11-17-16)
3FGM: 6, Arkansas (1-10-17)
3FGA: 8, 3x, last vs. UMKC (12-29-16)
FTM: 11, Stephen F. Austin (11-22-17)
FTA: 14, Stephen F. Austin (11-22-17)
Rebounds: 14, Missouri (1-30-16)
Assists: 10, North Dakota State (11-30-17)
Blocks: 2, 4x, last vs. Dayton (12-03-17)
Steals: 4, 4x, last vs. UT-Martin (12-16-17)
Minutes: 41, Alabama (2-2-16)

2017-18 Game-By-Game

Opponent		MIN	FG	Pct.	3FG	Pct.	FT	Pct.	O-D-R	PF	A	TO	B	S	PTS
N10 Alabama State	*	22	8-9	.889	0-1	.000	1-3	.333	0-8-8	3	1	3	1	2	17
N18 Florida A&M	*	31	5-9	.556	1-4	.250	1-2	.500	0-6-6	1	4	4	1	1	12
N20 Green Bay	*	28	1-8	.125	0-5	.000	0-0	.000	0-3-3	2	4	2	0	1	2
N22 Stephen F. Austin	*	34	4-8	.500	1-4	.250	11-14	.786	2-5-7	3	6	1	0	2	20
N26 Jacksonville State	*	35	6-11	.545	1-3	.333	0-0	.000	1-4-5	2	4	4	0	0	13
N30 North Dakota State	*	26	4-9	.444	1-3	.333	0-2	.000	1-3-4	1	10	0	0	0	9
D3 Dayton	*	35	5-11	.455	0-3	.000	1-2	.500	2-8-10	4	6	5	2	3	11
D9 North Georgia	*	26	8-11	.727	4-4	1.000	2-2	1.000	0-2-2	1	2	0	0	2	22
D12 Cincinnati	*	34	3-12	.250	1-3	.333	5-6	.833	1-6-7	3	3	3	0	1	12
D16 UT Martin	*	24	6-10	.600	1-4	.250	8-9	.889	4-4-8	1	7	0	0	4	21
D20 Little Rock	*	26	7-11	.636	1-3	.333	6-6	1.000	3-5-8	1	3	2	1	2	21
D23 Southern Miss															
D30 North Florida															
J2 Arkansas															
J6 Ole Miss															
J10 Florida															
J13 Auburn															
J16 Vanderbilt															
J20 Alabama															
J23 Kentucky															
J27 Missouri															
J31 South Carolina															
F3 Georgia															
F6 Alabama															
F10 Missouri															
F14 Vanderbilt															
F17 Ole Miss															
F20 Texas A&M															
F24 South Carolina															
F27 Tennessee															
M3 LSU															

Weatherspoon's Notes . . .

-Named first-team All-SEC by the league coaches on Friday after being named second-team by the media back in October.

-Is MSU's leading, returning scorer.

-Had 17 points against Alabama State in season opener.

-Surpassed 100-career assists vs. Florida A&M and had career-high 6 vs. Stephen F. Austin.

-Had 20 points vs. Stephen F. Austin.

-Had game-winning 3-pointer with 0.7 seconds left vs. Jacksonville State.

-Also had game-winning shot against Dayton with 0.8 seconds left.

-Season-high 22 points vs. North Georgia.

-Became the 37th player in MSU history to reach 1,000 career points on Dec. 20 against Little Rock.

CAREER STATS FOR QUINNDARY WEATHERSPOON

Year	GP-GS	Min/Avg	FG-FGA	Pct	3FM-3GA	Pct	FT-FTA	Pct	Rebs	PF-D	Asst	TO	Blk	Stl	Pts/Avg
2015-16	31-17	836/27.0	133-297	.448	43-109	.394	62-77	.805	146-4.7	75-1	43	45	16	42	371/12.0
2016-17	29-29	926/31.9	173-369	.469	47-126	.373	85-111	.766	148-5.1	68-1	53	64	8	50	478/16.5
2017-18	11-11	321/29.2	57-109	.523	11-37	.297	35-46	.761	68-6.2	22-0	50	24	5	18	160/14.5
Totals	71-57	2083/29.3	363-775	.468	101-272	.371	182-234	.778	362-5.1	165-2	146	133	29	110	1009/14.2

12 DREW DAVIS



Senior | Guard

5-10 | 165

Atlanta, GA

Fort Walton Beach HS

Season Highs

Points: 2, North Dakota State (11-30-17)
FGM: 1, North Dakota State (11-30-17)
FGA: 3, North Georgia (12-9-17)
3FGM:
3FGA: 2, North Georgia (12-9-17)
FTM: 1, Alabama State (11-10-17)
FTA: 2, Alabama State (11-10-17)
Rebounds: 2, North Georgia (12-9-17)
Assists: 1, Alabama State (11-10-17)
Blocks:
Steals:
Minutes: 4, North Georgia (12-9-17)

Career Highs

Points: 6, Southern Miss (12-19-16)
FGM: 2, Southern Miss (12-19-16)
FGA: 3, North Georgia (12-9-17)
3FGM: 2, Southern Miss (12-19-16)
3FGA: 2, twice, last vs. N. Georgia (12-9-17)
FTM: 1, Alabama State (11-10-17)
FTA: 2, Alabama State (11-10-17)
Rebounds: 2, North Georgia (12-9-17)
Assists: 1, 3x, last vs. Alabama St. (11-10-17)
Blocks:
Steals:
Minutes: 5, Southern Miss (12-19-16)

2017-18 Game-By-Game

Opponent	MIN	FG	Pct.	3FG	Pct.	FT	Pct.	O-D-R	PF	A	TO	B	S	PTS
N10 Alabama State	2	0-1	.000	0-1	.000	1-2	.500	0-0-0	0	1	0	0	0	1
N18 Florida A&M	3	0-2	.000	0-1	.000	0-0	.000	0-0-0	1	0	0	0	0	0
N20 Green Bay	-DNP-													
N22 Stephen F. Austin	-DNP-													
N26 Jacksonville State	-DNP-													
N30 North Dakota State	1	1-1	1.000	0-0	.000	0-0	.000	0-0-0	0	0	0	0	0	2
D3 Dayton	-DNP-													
D9 North Georgia	4	0-3	.000	0-2	.000	0-0	.000	0-2-2	0	0	1	0	0	0
D12 Cincinnati	-DNP-													
D16 UT Martin	3	0-0	.000	0-0	.000	0-0	.000	0-0-0	0	0	1	0	0	0
D20 Little Rock	-DNP-													
D23 Southern Miss														
D30 North Florida														
J2 Arkansas														
J6 Ole Miss														
J10 Florida														
J13 Auburn														
J16 Vanderbilt														
J20 Alabama														
J23 Kentucky														
J27 Missouri														
J31 South Carolina														
F3 Georgia														
F6 Alabama														
F10 Missouri														
F14 Vanderbilt														
F17 Ole Miss														
F20 Texas A&M														
F24 South Carolina														
F27 Tennessee														
M3 LSU														

Davis' Notes . . .

-Played 2 minutes against Alabama State and made his first-career FT.

-Also saw action vs. Florida A&M.

-Made first field goal against North Dakota State and finished with 2 points.

-Season-high 4 minutes against North Georgia and logged 3 vs. UT Martin.

CAREER STATS FOR DREW DAVIS

Year	GP-GS	Min/Avg	FG-FGA	Pct	3FM-3GA	Pct	FT-FTA	Pct	Rebs	PF-D	Asst	TO	Blk	Stl	Pts/Avg
2016-17	6-0	12/2.0	4-8	.500	3-4	.750	0-0	.000	1-0.2	0-0	2	2	0	1	11/1.8
2017-18	5-0	13/2.6	1-7	.143	0-4	.000	1-2	.500	2-0.4	1-0	1	2	0	0	3/0.6
Totals	11-0	25/2.3	5-15	.333	3-8	.375	1-2	.500	3-0.3	1-0	3	4	0	1	14/1.3

13 NICK SINGLETON



Junior | Guard

6-5 | 195

Decatur, GA

Kennesaw State

Season Highs

Points: 9, North Georgia (12-9-17)
FGM: 3, North Georgia (12-9-17)
FGA: 5, North Georgia (12-9-17)
3FGM: 3, North Georgia (12-9-17)
3FGA: 4, North Georgia (12-9-17)
FTM:
FTA: 1, Little Rock (12-20-17)
Rebounds: 3, North Georgia (12-9-17)
Assists: 1, Florida A&M (11-18-17)
Blocks:
Steals:
Minutes: 5, 3x, last vs. North Georgia (12-9-17)

Career Highs

Points: 9, North Georgia (12-9-17)
FGM: 3, North Georgia (12-9-17)
FGA: 5, North Georgia (12-9-17)
3FGM: 3, North Georgia (12-9-17)
3FGA: 4, North Georgia (12-9-17)
FTM:
FTA: 1, Little Rock (12-20-17)
Rebounds: 3, North Georgia (12-9-17)
Assists: 1, 3x, last vs. Florida A&M (11-18-17)
Blocks:
Steals: 1, NWST (11-28-16)
Minutes: 13, NWST (11-28-16)

2017-18 Game-By-Game

Opponent	MIN	FG	Pct.	3FG	Pct.	FT	Pct.	O-D-R	PF	A	TO	B	S	PTS
N10 Alabama State	5	1-2	.500	1-2	.500	0-0	.000	0-1-1	0	0	0	0	0	3
N18 Florida A&M	5	2-3	.667	0-1	.000	0-0	.000	0-0-0	0	1	0	0	0	4
N20 Green Bay	-DNP-													
N22 Stephen F. Austin	-DNP-													
N26 Jacksonville State	-DNP-													
N30 North Dakota State	2	1-1	1.000	0-0	.000	0-0	.000	0-0-0	0	0	0	0	0	2
D3 Dayton	-DNP-													
D9 North Georgia	5	3-5	.600	3-4	.750	0-0	.000	2-1-3	0	0	0	0	0	9
D12 Cincinnati	-DNP-													
D16 UT Martin	3	1-1	1.000	0-0	.000	0-0	.000	0-1-1	0	0	2	0	0	2
D20 Little Rock	1	0-0	.000	0-0	.000	0-1	.000	0-0-0	0	0	0	0	0	0
D23 Southern Miss														
D30 North Florida														
J2 Arkansas														
J6 Ole Miss														
J10 Florida														
J13 Auburn														
J16 Vanderbilt														
J20 Alabama														
J23 Kentucky														
J27 Missouri														
J31 South Carolina														
F3 Georgia														
F6 Alabama														
F10 Missouri														
F14 Vanderbilt														
F17 Ole Miss														
F20 Texas A&M														
F24 South Carolina														
F27 Tennessee														
M3 LSU														

Singleton's Notes . . .

-Made a 3-pointer in season opener vs. Alabama State.

-Also saw action against Florida A&M before having 2 points against North Dakota State.

-Career-high 9 points vs. North Georgia with career-high three-made 3-pointers.

CAREER STATS FOR NICK SINGLETON

Year	GP-GS	Min/Avg	FG-FGA	Pct	3FM-3GA	Pct	FT-FTA	Pct	Rebs	PF-D	Ast	TO	Blk	Stl	Pts/Avg
2016-17	7-0	27/3.8	2-7	.286	1-4	.250	0-0	.000	4-0.6	3-0	2	1	1	1	5/0.7
2017-18	6-0	21/3.5	8-12	.667	4-7	.571	0-1	.000	5-0.8	0-0	1	2	0	0	20/3.3
Totals	13-0	48/3.7	10-19	.526	5-11	.455	0-1	.000	9-0.7	3-0	3	3	1	1	25/1.9

15 T.J. GRAY



Sophomore | Gaurd

6-0 | 170

Columbus, Miss.

Columbus HS

Season Highs

Points: 3, Florida A&M (11-18-17)
FGM: 1, Florida A&M (11-18-17)
FGA: 2, North Georgia (12-9-17)
3FGM: 1, Florida A&M (11-18-17)
3FGA: 2, North Georgia (12-9-17)
FTM:
FTA:
Rebounds:
Assists:
Blocks:
Steals:
Minutes: 4, North Georgia (12-9-17)

Gray's Notes . . .

-Made his collegiate debut against Alabama State.

-Scored first collegiate points on a 3 against Florida A&M.

-Logged 4 minutes vs. North Georgia.

2017-18 Game-By-Game

Opponent	MIN	FG	Pct.	3FG	Pct.	FT	Pct.	O-D-R	PF	A	TO	B	S	PTS
N10 Alabama State	2	0-0	.000	0-0	.000	0-0	.000	0-0-0	1	0	0	0	0	0
N18 Florida A&M	3	1-1	1.000	1-1	1.000	0-0	.000	0-0-0	1	0	1	0	0	3
N20 Green Bay	-DNP-													
N22 Stephen F. Austin	-DNP-													
N26 Jacksonville State	-DNP-													
N30 North Dakota State	-DNP-													
D3 Dayton	-DNP-													
D9 North Georgia	4	0-2	.000	0-2	.000	0-0	.000	0-0-0	1	0	0	0	0	0
D12 Cincinnati	-DNP-													
D16 UT Martin	-DNP-													
D20 Little Rock	-DNP-													
D23 Southern Miss														
D30 North Florida														
J2 Arkansas														
J6 Ole Miss														
J10 Florida														
J13 Auburn														
J16 Vanderbilt														
J20 Alabama														
J23 Kentucky														
J27 Missouri														
J31 South Carolina														
F3 Georgia														
F6 Alabama														
F10 Missouri														
F14 Vanderbilt														
F17 Ole Miss														
F20 Texas A&M														
F24 South Carolina														
F27 Tennessee														
M3 LSU														

CAREER STATS FOR T.J. GRAY

Year	GP-GS	Min/Avg	FG-FGA	Pct	3FM-3GA	Pct	FT-FTA	Pct	Rebs	PF-D	Ast	TO	Blk	Stl	Pts/Avg
2017-18	3-0	9/3.0	1-3	.333	1-3	.333	0-0	.000	0-0.0	3-0	0	1	0	0	3/1.0

22 KESHAWN FEAZELL



Freshman | Forward

6-8 | 230

New Hebron, MS

Lawrence County HS

Season Highs

Points: 11, North Georgia (12-9-17)
FGM: 5, North Georgia (12-9-17)
FGA: 5, North Georgia (12-9-17)
3FGM: 1, North Georgia (12-9-17)
3FGA: 1, 3x, last vs. North Georgia (12-9-17)
FTM:
FTA: 2, North Dakota State (11-30-17)
Rebounds: 5, Florida A&M (11-18-20)
Assists: 1, Jacksonville State (11-26-17)
Blocks: 1, twice, vs. Little Rock (12-20-17)
Steals: 2, Dayton (12-03-17)
Minutes: 12, North Dakota State (11-30-17)

Feazell's Notes . . .

-Missed the season opener due to a foot injury.

-Made collegiate debut against Florida A&M and had two points.

-Season-high 11 points vs. North Georgia.

2017-18 Game-By-Game

Opponent	MIN	FG	Pct.	3FG	Pct.	FT	Pct.	O-D-R	PF	A	TO	B	S	PTS
N10 Alabama State	-DNP-													
N18 Florida A&M	7	1-2	.500	0-1	.500	0-0	.000	1-4-5	1	0	1	0	0	2
N20 Green Bay	7	1-3	.333	0-0	.000	0-0	.000	0-1-1	1	0	1	0	0	2
N22 Stephen F. Austin	-DNP-													
N26 Jacksonville State	5	0-1	.000	0-1	.000	0-0	.000	0-0-0	0	1	0	0	0	0
N30 North Dakota State	12	0-1	.000	0-0	.000	0-2	.000	0-3-3	1	0	0	0	0	0
D3 Dayton	11	1-1	1.000	0-0	.000	0-0	.000	0-2-2	0	0	2	0	2	2
D9 North Georgia	11	5-5	1.000	1-1	.000	0-0	.000	1-3-4	2	0	0	1	0	11
D12 Cincinnati	2	0-1	.000	0-0	.000	0-0	.000	0-0-0	0	0	0	0	0	0
D16 UT Martin	7	1-1	1.000	0-0	.000	0-1	.000	1-2-3	0	0	1	0	0	2
D20 Little Rock	10	1-3	.333	0-0	.000	0-0	.000	1-0-1	1	0	1	1	0	2
D23 Southern Miss														
D30 North Florida														
J2 Arkansas														
J6 Ole Miss														
J10 Florida														
J13 Auburn														
J16 Vanderbilt														
J20 Alabama														
J23 Kentucky														
J27 Missouri														
J31 South Carolina														
F3 Georgia														
F6 Alabama														
F10 Missouri														
F14 Vanderbilt														
F17 Ole Miss														
F20 Texas A&M														
F24 South Carolina														
F27 Tennessee														
M3 LSU														

CAREER STATS FOR KESHAWN FEAZELL

Year	GP-GS	Min/Avg	FG-FGA	Pct	3FM-3GA	Pct	FT-FTA	Pct	Rebs	PF-D	Ast	TO	Blk	Stl	Pts/Avg
2017-18	9-0	72/8.0	10-18	.556	1-3	.333	0-3	.000	19-2.1	6-0	1	6	2	2	21/2.3

23 TYSON CARTER



Sophomore | Guard

6-4 | 165

Starkville, MS

Starkville HS

Season Highs

Points: 35, North Dakota State (11-30-17)
FGM: 12, North Dakota State (11-30-17)
FGA: 17, North Dakota State (11-30-17)
3FGM: 6, twice, last vs. Dayton (12-03-17)
3FGA: 10, twice, last vs. Dayton (12-03-17)
FTM: 6, Stephen F. Austin (11-22-17)
FTA: 7, Stephen F. Austin (11-22-17)
Rbs: 6, 3x, last vs. North Dakota St. (11-30-17)
Assists: 7, UT-Martin (12-16-17)
Blocks:
Steals: 3, Dayton (12-03-17)
Minutes: 32, 3x, last vs. Dayton (12-03-17)

Career Highs

Points: 35, North Dakota State (11-30-17)
FGM: 12, North Dakota State (11-30-17)
FGA: 17, North Dakota State (11-30-17)
3FGM: 6, twice, last vs. Dayton (12-03-17)
3FGA: 10, 4x, last vs. Dayton (12-03-17)
FTM: 6, twice, last vs. SF Austin (11-22-17)
FTA: 7, Stephen F. Austin (11-22-17)
Rbs: 6, 3x, last vs. North Dakota St. (11-30-17)
Assists: 7, UT-Martin (12-16-17)
Blocks: 1, 3x, last vs. South Carolina (2-11-17)
Steals: 3, Dayton (12-03-17)
Minutes: 37, NWST (11-28-16)

2017-18 Game-By-Game

Opponent	MIN	FG	Pct.	3FG	Pct.	FT	Pct.	O-D-R	PF	A	TO	B	S	PTS
N10 Alabama State	27	3-6	.500	2-3	.667	3-4	.750	1-0-1	0	2	2	0	1	11
N18 Florida A&M	23	4-10	.400	2-5	.400	0-0	.000	0-0-0	0	2	0	0	1	10
N20 Green Bay	19	2-6	.333	0-4	.000	2-2	1.000	0-0-0	1	0	0	0	0	6
N22 Stephen F. Austin *	32	9-14	.643	1-6	.167	6-7	.857	1-5-6	2	3	5	0	1	25
N26 Jacksonville State *	29	1-7	.143	1-7	.143	0-0	.000	1-5-6	0	2	1	0	1	3
N30 North Dakota State *	32	12-17	.706	6-10	.600	5-5	1.000	0-6-6	1	1	1	0	2	35
D3 Dayton *	32	7-12	.583	6-10	.600	0-0	.000	0-1-1	2	2	5	0	3	20
D9 North Georgia *	27	1-7	.143	0-3	.000	0-0	.000	0-3-3	1	2	2	0	1	2
D12 Cincinnati *	23	3-7	.429	2-5	.400	0-0	.000	0-0-0	1	1	0	0	0	8
D16 UT Martin *	21	1-8	.125	0-7	.000	0-0	.000	0-0-0	0	7	0	0	0	2
D20 Little Rock *	24	3-7	.429	1-4	.250	0-0	.000	0-0-0	0	1	1	0	0	7
D23 Southern Miss														
D30 North Florida														
J2 Arkansas														
J6 Ole Miss														
J10 Florida														
J13 Auburn														
J16 Vanderbilt														
J20 Alabama														
J23 Kentucky														
J27 Missouri														
J31 South Carolina														
F3 Georgia														
F6 Alabama														
F10 Missouri														
F14 Vanderbilt														
F17 Ole Miss														
F20 Texas A&M														
F24 South Carolina														
F27 Tennessee														
M3 LSU														

Carter's Notes . . .

-Came off the bench and scored 11 points against Alabama State.

-Also scored in double-digits against Florida A&M (10).

-25 points, 6 rebounds vs. Stephen F. Austin.

-Career-high 35 points and 6 rebounds vs. North Dakota State.

-20 points and career-high 3 steals vs. Dayton.

-SEC Player of the week on Dec. 4,

CAREER STATS FOR TYSON CARTER

Year	GP-GS	Min/Avg	FG-FGA	Pct	3FM-3GA	Pct	FT-FTA	Pct	Rebs	PF-D	Asst	TO	Blk	Stl	Pts/Avg
2016-17	32-12	646/20.2	84-211	.398	44-122	.361	27-33	.818	55-1.7	45-0	22	14	4	23	239/7.5
2017-18	11-8	289/26.3	46-101	.455	21-64	.328	16-18	.889	23-2.1	8-0	23	17	0	10	129/11.7
Totals	43-20	935/21.7	130-312	.417	65-186	.349	43-51	.843	78-1.8	53-0	45	31	4	33	368/8.6

24 ABDUL ADO



Freshman | Forward

6-11 | 250

Lagos, Nigeria

Hamilton Heights HS

Season Highs

Points: 12, twice, last vs. Green Bay (11-20-17)
FGM: 6, Florida A&M (11-18-17)
FGA: 8, Green Bay (11-20-17)
3FGM:
3FGA:
FTM: 4, Green Bay (11-20-17)
FTA: 5, Green Bay (11-20-17)
Rebounds: 13, Little Rock (12-20-17)
Assists: 1, twice, vs. Little Rock (12-20-17)
Blocks: 5, Stephen F. Austin (11-22-17)
Steals: 4, Cincinnati (12-12-17)
Minutes: 33, Jacksonville State (11-26-17)

Ado's Notes . . .

-Missed the season opener due to a quad injury.

-Made collegiate debut against Florida A&M and responded with 12 points.

-Earned first double-double against Green Bay with 12 points, 11 boards.

-Career-high 5 blocks vs. Stephen F. Austin.

-3rd in SEC with his 2.5 blocks.

-His 26 blocks are the eighth most by an MSU freshman in school history.

2017-18 Game-By-Game

Opponent	MIN	FG	Pct.	3FG	Pct.	FT	Pct.	O-D-R	PF	A	TO	B	S	PTS
N10 Alabama State	-DNP-													
N18 Florida A&M	*	23	6-7	.857	0-0	.000	0-0	.000	3-4-7	1	0	3	3	12
N20 Green Bay	*	24	4-8	.500	0-0	.000	4-5	.800	6-5-11	4	1	2	2	12
N22 Stephen F. Austin	*	28	2-2	1.000	0-0	.000	0-2	.000	0-4-4	0	0	6	5	4
N26 Jacksonville State	*	33	4-6	.667	0-0	.000	1-4	.250	3-5-8	3	0	4	3	9
N30 North Dakota State	*	14	2-2	1.000	0-0	.000	1-1	1.000	0-4-4	5	0	4	0	5
D3 Dayton	*	21	2-2	1.000	0-0	.000	1-1	1.000	1-2-3	3	0	3	0	5
D9 North Georgia	*	17	1-5	.200	0-0	.000	2-2	1.000	0-3-3	1	0	3	4	4
D12 Cincinnati	*	27	0-1	.000	0-0	.000	0-0	.000	2-2-4	1	0	1	3	0
D16 UT Martin	*	26	2-5	.400	0-0	.000	2-3	.667	4-8-12	0	0	2	3	6
D20 Little Rock	*	28	2-3	.667	0-0	.000	2-4	.500	6-7-13	2	1	0	3	6
D23 Southern Miss														
D30 North Florida														
J2 Arkansas														
J6 Ole Miss														
J10 Florida														
J13 Auburn														
J16 Vanderbilt														
J20 Alabama														
J23 Kentucky														
J27 Missouri														
J31 South Carolina														
F3 Georgia														
F6 Alabama														
F10 Missouri														
F14 Vanderbilt														
F17 Ole Miss														
F20 Texas A&M														
F24 South Carolina														
F27 Tennessee														
M3 LSU														

CAREER STATS FOR ABDUL ADO

Year	GP-GS	Min/Avg	FG-FGA	Pct	3FM-3GA	Pct	FT-FTA	Pct	Rebs	PF-D	Ast	TO	Blk	Stl	Pts/Avg
2017-18	10-10	241/24.1	25-41	.610	0-0	.000	13-22	.591	69-6.9	20-1	2	28	26	14	63/6.3

34 SCHNIDER HERARD



Sophomore | Center

6-10 | 260

Port-au-Prince, Haiti

Prestonwood Christian HS

Season Highs

Points: 5, Alabama State (11-10-17)
FGM: 2, Alabama State (11-10-17)
FGA: 5, Alabama State (11-10-17)
3FGM:
3FGA:
FTM: 12, North Dakota State (11-30-17)
FTA: 2, 3x, last vs. UT-Martin (12-16-17)
Rebounds: 3, 3x, last at Cincinnati (12-12-17)
Assists:
Blocks: 6, Florida A&M (11-18-20)
Steals:
Minutes: 14, Florida A&M (11-18-20)

Career Highs

Points: 16, TAMU (1-14-17)
FGM: 5, 2x, last vs Alabama (1-28-17)
FGA: 7, TAMU (1-14-17)
3FGM:
3FGA:
FTM: 8, Tennessee (2-4-17)
FTA: 14, Tennessee (2-4-17)
Rebounds: 15, Tennessee (2-4-17)
Assists: 2, UTEP (11-20-16)
Blocks: 6, Florida A&M (11-18-20)
Steals: 1, 2x, last vs Auburn (2-7-17)
Minutes: 32, Tennessee (2-4-17)

2017-18 Game-By-Game

Opponent	MIN	FG	Pct.	3FG	Pct.	FT	Pct.	O-D-R	PF	A	TO	B	S	PTS
N10 Alabama State	13	2-5	.400	0-0	.000	1-2	.500	2-0-2	4	0	3	0	0	5
N18 Florida A&M	14	0-1	.000	0-0	.000	0-0	.000	0-1-1	0	0	3	6	0	0
N20 Green Bay	6	1-1	1.000	0-0	.000	0-1	.000	0-3-3	2	0	0	0	0	0
N22 Stephen F. Austin	6	0-0	.000	0-0	.000	0-0	.000	0-2-2	0	0	0	0	0	0
N26 Jacksonville State	4	1-2	.500	0-0	.000	0-0	.000	1-0-1	2	0	0	0	0	2
N30 North Dakota State	12	0-2	.000	0-0	.000	2-2	1.000	2-1-3	0	0	2	0	0	2
D3 Dayton	3	0-0	.000	0-0	.000	0-0	.000	1-0-1	0	0	0	0	0	0
D9 North Georgia	11	0-2	.000	0-0	.000	0-0	.000	3-2-5	1	0	1	2	0	0
D12 Cincinnati	9	0-1	.000	0-0	.000	0-0	.000	1-2-3	0	0	0	0	0	0
D16 UT Martin	9	0-1	.000	0-0	.000	0-2	.000	1-1-2	1	0	1	0	0	0
D20 Little Rock	1	0-0	.000	0-0	.000	0-0	.000	0-0-0	2	0	1	0	0	0
D23 Southern Miss														
D30 North Florida														
J2 Arkansas														
J6 Ole Miss														
J10 Florida														
J13 Auburn														
J16 Vanderbilt														
J20 Alabama														
J23 Kentucky														
J27 Missouri														
J31 South Carolina														
F3 Georgia														
F6 Alabama														
F10 Missouri														
F14 Vanderbilt														
F17 Ole Miss														
F20 Texas A&M														
F24 South Carolina														
F27 Tennessee														
M3 LSU														

Herard's Notes . . .

-Came off the bench and had 5 points against Alabama State in season opener.

-Career-high 6 blockshots against Florida A&M.

-Other 2 blocks came against North Georgia.

CAREER STATS FOR SCHNIDER HERARD

Year	GP-GS	Min/Avg	FG-FGA	Pct	3FM-3GA	Pct	FT-FTA	Pct	Rebs	PF-D	Ast	TO	Blk	Stl	Pts/Avg
2016-17	32-19	595/18.6	56-102	.549	0-0	.000	51-103	.495	159-5.0	68-1	7	48	8	3	163/5.1
2017-18	11-0	88/8.0	4-15	.267	0-0	.000	3-7	.429	23-2.1	12-0	0	11	8	0	11/1.0
Totals	43-19	683/15.9	60-117	.513	0-0	.000	54-110	.491	182-4.2	80-1	7	59	16	3	174/4.0

35 ARIC HOLMAN



Junior | Forward

6-10 | 225

Owensboro, KY

Owensboro HS

Season Highs

Points: 21, UT-Martin (12-16-17)
FGM: 9, UT-Martin (12-16-17)
FGA: 12, twice, UT-Martin (12-16-17))
3FGM: 3, at Cincinnati (12-12-17)
3FGA: 4, 3x, last vs. UT-Martin (12-16-17)
FTM: 4, twice, vs. Little Rock (12-20-17)
FTA: 8, Little Rock (12-20-17)
Rebounds: 12, UT-Martin (12-16-17)
Assists: 3, Stephen F. Austin (11-22-17)
Blocks: 3, Stephen F. Austin (11-22-17)
Steals: 1, 3x, last vs. Little Rock (12-20-17)
Minutes: 28, Dayton (12-03-17)

Career Highs

Points: 21, UT-Martin (12-16-17)
FGM: 9, UT-Martin (12-16-17)
FGA: 13, Boise State (11-18-16)
3FGM: 3, at Cincinnati (12-12-17)
3FGA: 4, 4x, last vs. UT-Martin (12-16-17)
FTM: 7, LSU (1-7-17)
FTA: 9, LSU (1-7-17)
Rebounds: 12, UT-Martin (12-16-17)
Assists: 4, Arkansas (2-9-16)
Blocks: 5, twice, last vs. NWST (11-28-16)
Steals: 2, 3x, last vs. Oregon State (12-1-16)
Minutes: 33, TAMU (1-14-17)

2017-18 Game-By-Game

Opponent	MIN	FG	Pct.	3FG	Pct.	FT	Pct.	O-D-R	PF	A	TO	B	S	PTS
N10 Alabama State	21	6-11	.545	2-4	.500	4-5	.800	3-8-11	1	0	1	0	1	18
N18 Florida A&M	* 18	2-2	1.000	1-1	1.000	0-0	.000	2-4-6	1	0	2	2	1	5
N20 Green Bay	* 23	5-7	.714	1-2	.500	2-3	.667	1-4-5	3	1	1	0	0	13
N22 Stephen F. Austin	* 24	3-3	1.000	1-1	1.000	3-3	1.000	1-6-7	3	2	3	3	0	10
N26 Jacksonville State	* 23	4-6	.667	0-1	.000	3-6	.500	2-4-6	2	0	1	2	0	11
N30 North Dakota State	* 23	4-7	.571	2-3	.667	2-4	.500	6-3-9	2	0	1	0	0	12
D3 Dayton	* 28	2-4	.500	2-4	.500	0-0	.000	1-7-8	0	1	2	2	1	6
D9 North Georgia	* 13	5-5	1.000	2-2	1.000	1-1	1.000	1-5-6	0	0	1	2	0	13
D12 Cincinnati	* 26	7-12	.583	3-3	1.000	1-2	.500	5-5-10	1	1	1	1	0	18
D16 UT Martin	* 21	9-12	.750	2-4	.500	1-3	.333	8-4-12	1	1	0	1	1	21
D20 Little Rock	* 20	3-8	.375	0-2	.000	4-8	.500	3-2-5	1	1	2	2	1	10
D23 Southern Miss														
D30 North Florida														
J2 Arkansas														
J6 Ole Miss														
J10 Florida														
J13 Auburn														
J16 Vanderbilt														
J20 Alabama														
J23 Kentucky														
J27 Missouri														
J31 South Carolina														
F3 Georgia														
F6 Alabama														
F10 Missouri														
F14 Vanderbilt														
F17 Ole Miss														
F20 Texas A&M														
F24 South Carolina														
F27 Tennessee														
M3 LSU														

Holman's Notes . . .

-Now has five double-doubles for his career.

-Scored in double-digits seven of MSU's nine games.

-Season-high 3 blocks vs. Stephen F. Austin.

-Holds the 9th all-time spot at MSU with 93 blocked shots.

- Had a career-high 21 points and 12 rebounds against UT-Martin on Dec. 16 for third double-double of the year.

CAREER STATS FOR ARIC HOLMAN

Year	GP-GS	Min/Avg	FG-FGA	Pct	3FM-3GA	Pct	FT-FTA	Pct	Rebs	PF-D	Ast	TO	Blk	Stl	Pts/Avg
2015-16	21-3	194/9.2	18-44	.409	2-13	.154	1-6	.167	39-1.9	37-2	8	16	14	2	39/1.9
2016-17	32-26	747/23.3	104-210	.495	12-49	.245	49-75	.653	193-6.0	79-4	20	54	64	21	269/8.4
2017-18	11-10	240/21.8	50-77	.649	16-27	.593	21-35	.600	85-7.7	15-0	7	15	15	5	137/12.5
Totals	64-39	1181/18.5	172-331	.520	30-89	.337	71-116	.612	317-5.0	131-6	35	85	93	28	445/7.0

45 E.J. DATCHER



Sophomore | Center

6-10 | 240

Hapersville, AL

Vincent HS

Season Highs

Points: 11, Alabama State (11-10-17)
 FGM: 3, North Georgia (12-9-17)
 FGA: 4, twice, last vs. SFAustin (11-22-17)
 3FGM:
 3FGA:
 FTM: 9, Alabama State (11-10-17)
 FTA: 9, Alabama State (11-10-17)
 Rebounds: 6, Green Bay (11-20-20)
 Assists: 2, Florida A&M (11-18-20)
 Blocks: 3, Green Bay (11-20-17)
 Steals:
 Minutes: 19, Green Bay (11-20-17)

Career Highs

Points: 11, Alabama State (11-10-17)
 FGM: 3, North Georgia (12-9-17)
 FGA: 4, 3x, last vs. SF Austin (11-22-17)
 3FGM:
 3FGA:
 FTM: 9, Alabama State (11-10-17)
 FTA: 9, Alabama State (11-10-17)
 Rebounds: 7, Norfolk State, (11-11-16)
 Assists: 2, Florida A&M (11-18-20)
 Blocks: 3, 3x, last vs Green Bay (11-20-17)
 Steals: 2, Kentucky (1-17-17)
 Minutes: 19, Green Bay (11-20-17)

2017-18 Game-By-Game

Opponent	MIN	FG	Pct.	3FG	Pct.	FT	Pct.	O-D-R	PF	A	TO	B	S	PTS
N10 Alabama State *	15	1-4	.250	0-0	.000	9-9	1.000	1-3-4	5	0	1	0	0	11
N18 Florida A&M	13	2-3	.667	0-0	.000	3-3	1.000	0-3-3	1	2	0	0	0	7
N20 Green Bay	19	2-2	1.000	0-0	.000	0-0	.000	0-6-6	1	0	1	3	0	4
N22 Stephen F. Austin	22	2-4	.500	0-0	.000	2-4	.500	2-1-3	4	0	0	0	0	6
N26 Jacksonville State	3	1-1	1.000	0-0	.000	0-0	.000	0-0-0	0	0	0	0	0	2
N30 North Dakota State	-DNP-													
D3 Dayton	-DNP-													
D9 North Georgia	11	3-3	1.000	0-0	.000	2-2	1.000	2-1-3	0	0	0	0	0	8
D12 Cincinnati	4	0-0	.000	0-0	.000	0-0	.000	0-0-0	0	0	0	0	0	0
D16 UT Martin	5	0-0	.000	0-0	.000	0-0	.000	0-1-1	0	1	0	0	0	0
D20 Little Rock	2	0-0	.000	0-0	.000	0-0	.000	0-1-1	2	0	1	0	0	0
D23 Southern Miss														
D30 North Florida														
J2 Arkansas														
J6 Ole Miss														
J10 Florida														
J13 Auburn														
J16 Vanderbilt														
J20 Alabama														
J23 Kentucky														
J27 Missouri														
J31 South Carolina														
F3 Georgia														
F6 Alabama														
F10 Missouri														
F14 Vanderbilt														
F17 Ole Miss														
F20 Texas A&M														
F24 South Carolina														
F27 Tennessee														
M3 LSU														

Datcher's Notes . . .

-Earned his first-career start against Alabama State and responded with a career-high 11 points.

-Career-high 3 blocks against Green Bay.

-String of 14-straight made FTs ended against Stephen F. Austin.

-Missed North Dakota State and Dayton games due to a foot injury suffered against Jacksonville State.

-Returned against North Georgia and totaled 8 points.

-Through eight games has surpassed his total points in 31 games a year ago.

CAREER STATS FOR E.J. DATCHER

Year	GP-GS	Min/Avg	FG-FGA	Pct	3FM-3GA	Pct	FT-FTA	Pct	Rebs	PF-D	Ast	TO	Blk	Stl	Pts/Avg
2016-17	31-0	228/7.4	13-32	.406	0-0	.000	5-9	.556	47-1.5	59-1	1	9	18	6	31/1.0
2017-18	9-1	94/10.4	11-17	.647	0-0	.000	16-18	.889	21-2.3	13-1	3	3	3	0	38/4.2
Totals	40-1	322/8.1	24-49	.490	0-0	.000	21-27	.778	68-1.7	72-2	4	12	21	6	69/1.7

Exhibition — Oct. 22, 2017

Nebraska	78
Mississippi State	63

Humphrey Coliseum • Starkville, MS

Nebraska	FG	3FG	FT	RB	PF	PT	A	Min
Copeland	f 2-10	0-6	0-0	7	3	4	0	26
Tshimanga	c 5-8	0-0	1-1	6	3	11	1	16
Watson	g 4-10	2-6	1-2	2	2	11	5	32
Taylor	g 3-5	1-2	2-3	3	3	9	3	28
Palmer	g 5-6	2-3	5-6	1	1	17	0	23
Okeke	2-2	0-0	0-0	3	4	4	0	11
McVeigh	2-6	2-5	2-2	3	1	8	2	20
Allen	0-1	0-0	0-0	0	0	0	0	5
Gill	2-5	1-2	1-1	0	1	6	3	14
Borchardt	2-3	0-0	0-0	2	1	4	0	9
TOTALS	28-62	8-27	12-15	37	22	76	16	200

Mississippi State	FG	3FG	FT	RB	PF	PT	A	Min
Holman	f 2-5	0-1	1-1	1	0	5	0	17
Herard	c 2-3	0-0	0-2	5	1	4	0	16
Peters	g 2-10	0-3	4-8	3	3	8	4	22
Stapleton	g 2-8	0-2	3-4	5	1	7	2	24
Q. W'spoon	g 4-13	0-3	1-2	5	2	9	1	25
N. W'spoon	0-2	0-0	2-3	4	4	2	2	19
Wright	4-5	0-1	2-2	4	1	10	2	25
Feazell	5-5	0-0	0-0	2	1	10	0	15
Carter	1-5	1-3	2-2	0	1	5	3	18
Datcher	6-8	0-0	0-0	6	4	12	0	19
TOTALS	28-64	1-13	15-24	38	18	72	14	200

Halftime: UN 48, MSU 32. FG%: 43.8%, UN 45.2%, 3FG%: MSU 7.7%, UN 29.6%, FT%: MSU 62.5%, UN 80.0%. Turnovers: MSU 11 (Feazell 3), UN 16 (Roby 5). Blocked Shots: MSU 8 (Herard 3), UN 5 (Five with 1). Steals: MSU 7 (Q. Weatherspoon 3), UN 3 (Three with 1). Officials: Patrick Evans, Hunter Allen, Erroll Lewis. Attendance: 2,900.

Exhibition — Nov. 2, 2017

Mississippi State	87
West Florida	62

Humphrey Coliseum • Starkville, MS

West Florida	FG	3FG	FT	RB	PF	PT	A	Min
Tidwell	f 2-7	0-1	3-6	6	3	7	1	25
Tucker	f 1-4	0-0	0-0	6	5	2	0	11
Cox	g 3-7	0-3	0-0	3	3	6	0	29
Deng	g 5-15	0-1	1-3	4	1	11	1	30
Thorpe	g 9-13	2-2	1-4	2	1	21	1	39
Jackson	1-7	1-5	2-4	3	2	5	0	21
Carter Jr.	0-0	0-0	1-2	0	1	1	0	5
Henderson	1-3	0-0	0-0	3	0	2	0	9
Flanagan	1-1	0-0	0-1	1	0	2	0	4
Ventoniemi	2-9	0-0	1-3	2	3	5	0	27
TOTALS	28-62	8-27	12-15	37	22	76	16	200

Mississippi State	FG	3FG	FT	RB	PF	PT	A	Min
Herard	c 0-0	0-0	2-2	4	5	2	0	12
Peters	g 4-10	3-7	0-0	2	2	11	6	24
Stapleton	g 4-5	1-2	1-1	2	3	10	0	20
Q. W'spoon	g 5-10	0-1	5-8	8	0	15	1	26
Carter	g 3-11	1-9	1-2	4	0	8	2	28
Wright	2-6	0-2	2-2	7	1	6	2	24
N. W'spoon	6-8	1-2	1-1	2	0	14	3	18
Storm	0-1	0-0	0-0	1	0	0	0	3
Clayton	0-1	0-1	0-0	1	0	0	0	2
Davis	0-0	0-0	0-0	1	0	0	0	2
T.J. Gray	0-0	0-0	0-0	0	0	0	0	2
Feazell	0-1	0-0	0-0	1	5	0	0	8
Holman	8-9	0-0	0-0	6	3	16	1	17
Datcher	2-4	0-0	1-1	7	5	5	0	16
TOTALS	34-66	6-24	13-17	47	24	87	15	200

Halftime: MSU 44, UWF 31. FG%: 51.5%, UWF 37.9%, 3FG%: MSU 25.0%, UWF 25.0%, FT%: MSU 76.5%, UWF 39.1%. Turnovers: MSU 19 (Datcher 4), UWF 16 (Tidwell, Thorpe 3). Blocked Shots: MSU 7 (Holman 3), UWF 0. Steals: MSU 8 (Q. Weatherspoon 4), UWF 5 (Jackson 2). Officials: Sean Casey, Nate Green, Ken Washington. Attendance: 1,711.

Game 1 — Nov. 10, 2017

Mississippi State	87
Alabama State	62

Humphrey Coliseum • Starkville, MS

Alabama State	FG	3FG	FT	RB	PF	PT	A	Min
Jones	f 7-11	0-0	2-2	6	2	16	0	33
Johnson	c 2-4	0-0	3-6	6	3	7	0	20
Davis	g 1-7	1-5	0-0	2	0	3	2	24
Ewuosho	g 3-6	1-2	1-2	5	3	8	2	23
Rogers	g 0-3	0-2	0-0	1	4	0	0	7
Johnson	0-3	0-1	0-0	1	0	0	0	3
Ross	6-11	5-8	0-1	2	2	17	1	24
Gee	1-5	0-2	1-2	1	4	3	0	16
Deneus	3-5	0-0	3-5	7	1	9	1	14
Pichardo	0-1	0-0	0-0	1	1	0	0	5
Wright	0-0	0-1	1-3	4	3	1	0	5
LeFlare	2-8	0-5	0-1	3	2	4	2	20
Rogers	0-2	0-0	0-0	0	1	0	0	6
TOTALS	25-67	7-26	11-22	41	26	68	8	200

Mississippi State	FG	3FG	FT	RB	PF	PT	A	Min
Stapleton	f 0-0	0-0	0-0	1	0	0	0	5
Datcher	c 1-4	0-0	9-9	4	5	11	0	15
N. W'spoon	g 3-8	1-1	4-4	3	0	11	3	25
Peters	g 2-8	0-5	3-4	4	1	7	7	29
Q. W'spoon	g 8-9	0-1	1-3	8	3	17	1	22
Wright	5-8	1-3	1-2	6	3	12	2	28
Storm	0-2	0-0	0-0	3	1	0	0	4
Clayton	0-0	0-0	0-0	0	0	0	0	2
Davis	0-1	0-1	1-2	0	0	1	1	2
Singleton	1-2	1-2	0-0	1	0	3	0	5
Gray	0-0	0-0	0-0	0	1	0	0	2
Carter	3-6	2-3	3-4	1	0	11	2	27
Herar	2-5	0-0	1-2	2	4	5	0	13
Holman	6-11	2-4	4-5	11	1	18	0	21
TOTALS	31-64	7-20	27-35	47	19	96	16	200

Halftime: MSU 58, ASU 31. FG%: 56.3%, ASU 32.3%, 3FG%: MSU 50.0%, ASU 33.3%, FT%: MSU 76.2%, ASU 50.0%. Turnovers: MSU 14 (Peters 4), ASU 17 (Ewuosho 4). Blocked Shots: MSU 4 (Peters 2), ASU 1 (B. Johnson). Steals: MSU 7 (Q. W'spoon, Stapleton 2), ASU 6 (Ewuosho 2). Officials: Terry Moore, Don Daily, Ken Washington. Attendance: 6,811.

Game 2 — Nov. 18, 2017

Mississippi State	79
Florida A&M	48

Humphrey Coliseum • Starkville, MS

Florida A&M	FG	3FG	FT	RB	PF	PT	A	Min
Williams	f 5-20	0-2	4-6	8	3	14	0	35
Martin	c 3-6	0-0	1-2	5	1	7	0	33
Mayes	g 0-1	0-1	0-0	2	1	0	2	21
Myles	g 0-2	0-0	0-0	2	1	0	0	4
Barham	g 5-15	3-9	2-2	5	1	15	0	34
Severado	0-2	0-0	0-0	5	1	0	1	19
Reaves	2-5	1-3	0-0	1	2	5	2	16
Bowman	0-1	0-1	0-0	1	0	0	1	5
Core	2-4	1-1	0-0	3	0	5	0	12
Harrell	1-5	0-0	0-2	4	0	2	0	13
Ravenel	0-3	0-2	0-0	2	1	0	0	8
TOTALS	18-64	5-19	7-12	42	11	48	6	200

Mississippi State	FG	3FG	FT	RB	PF	PT	A	Min
Ado	f 6-7	0-0	0-0	8	1	12	0	23
Holman	f 2-2	1-1	0-0	6	1	5	0	18
N. W'spoon	g 5-10	1-3	1-3	5	1	12	5	32
Peters	g 5-12	1-7	1-1	1	3	12	5	23
Q. W'spoon	g 5-9	1-4	1-2	6	1	12	4	31
Storm	0-0	0-0	0-0	1	0	0	0	3
Clayton	0-0	0-0	0-0	0	0	0	0	2
Davis	0-2	0-1	0-0	0	1	0	0	3
Singleton	2-3	0-1	0-0	0	0	4	1	5
Gray	1-1	1-1	0-0	0	1	3	0	3
Feazell	1-2	0-1	0-0	5	1	2	0	7
Carter	4-10	2-5	0-0	0	0	10	2	23
Herard	0-1	0-0	0-0	1	0	0	0	14
Datcher	2-3	0-0	3-3	3	1	7	2	13
TOTALS	33-62	7-24	6-9	38	11	79	19	200

Halftime: MSU 28, FAMU 17. FG%: 53.2%, FAMU 28.1%, 3FG%: MSU 29.2%, FAMU 26.3%, FT%: MSU 66.7%, FAMU 58.3%. Turnovers: MSU 17 (Q. W'spoon 4), FAMU 24 (Williams 7). Blocked Shots: MSU 13 (Ado 3), FAMU 2 (Martin 2). Steals: MSU 9 (Peters 4), FAMU 4 (Four players with 1). Officials: Anthony Jordan, Jason Baker, Erroll Lewis. Attendance: 6,132.

Game 3 — Nov. 20, 2017

Mississippi State	77
Green Bay	68

Humphrey Coliseum • Starkville, MS

Green Bay	FG	3FG	FT	RB	PF	PT	A	Min
Jespersion	f 2-6	1-4	0-0	5	4	5	2	25
Small	g 3-6	1-2	8-10	7	3	15	1	34
Bell	g 2-6	1-2	0-0	2	0	5	0	12
Hankerson	g 4-6	0-1	2-2	4	3	10	1	25
Crist	g 0-4	0-3	0-0	5	3	0	5	20
Parham	4-9	3-5	4-6	2	1	15	1	22
Pipes	0-4	0-1	0-0	2	1	0	2	15
Bains	0-0	0-0	0-2	1	0	0	0	6
Patterson	3-6	0-0	3-4	3	3	9	0	21
Chevallier	3-7	3-6	0-0	3	1	9	0	20
TOTALS	21-54	9-24	17-24	36	19	68	12	200

Mississippi State	FG	3FG	FT	RB	PF	PT	A	Min
Ado	f 4-8	0-0	4-5	11	4	12	1	24
Holman	f 5-7	1-2	2-3	5	3	13	1	23
N. W'spoon	g 3-7	1-3	3-4	5	3	10	4	28
Peters	g 6-15	1-7	5-6	0	0	18	2	29
Q. W'spoon	g 1-8	0-5	0-0	3	2	2	4	28
Wright	4-6	0-2	0-0	4	2	8	1	17
Feazell	1-3	0-0	0-0	1	1	2	0	7
Carter	2-6	0-4	2-2	0	1	6	0	19
Herard	1-1	0-0	0-1	3	2	2	0	6
Datcher	2-2	0-0	0-0	6	1	4	0	19
TOTALS	29-63	3-23	16-21	39	19	77	13	200

Halftime: MSU 40, GB 32. FG%: MSU 46.0%, GB 38.9%, 3FG%: MSU 13.0%, GB 37.5%, FT%: MSU 76.2%, GB 70.8%. Turnovers: MSU 14 (N. W'spoon, Peters 3), GB 19 (Small 4). Blocked Shots: MSU 6 (Datcher 3), GB 0. Steals: MSU 6 (Peters 3), GB 5 (Five players with 1). Officials: Karl Hess, Jeffery Clark, Rob Rorke. Attendance: 6,359.

Game 4 — Nov. 22, 2017

Mississippi State	80
Stephen F. Austin	75

Humphrey Coliseum • Starkville, MS

Stephen F. Austin								
Player	FG	3FG	FT	RB	PF	PT	A	Min
Gilmore III	f 3-9	0-2	6-6	5	5	12	2	28
Holyfield	f 6-13	3-6	4-4	8	4	19	0	35
Augustin	g 2-5	0-2	0-0	0	4	4	2	26
Harris	g 0-6	0-3	2-2	4	2	2	0	21
Canete	g 5-9	3-6	2-2	4	5	15	0	21
Bogues	8-19	2-6	2-2	2	1	20	0	33
Comeaux	0-3	0-1	0-2	3	3	0	1	17
Niemienn	1-2	1-1	0-0	1	3	3	1	16
Grujic	0-1	0-0	0-0	0	0	0	0	3
TOTALS	25-67	9-27	16-18	31	27	75	7	200

Game 5 — Nov. 26, 2017

Mississippi State	59
Jacksonville State	56

Humphrey Coliseum • Starkville, MS

Jacksonville State

Player	FG	3FG	FT	RB	PF	PT	A	Min
Cunningham f	1-2	0-0	0-0	5	3	2	1	17
Giga c	6-11	1-3	2-2	10	2	15	3	37
Gregory g	2-6	1-3	0-0	3	3	5	3	26
Drumwright g	4-13	1-6	0-0	3	2	9	1	35
Spears g	2-5	2-2	0-0	2	0	6	0	16
Dunlap	0-0	0-0	0-0	0	0	0	0	7
Edwards	0-3	0-1	2-2	4	1	2	1	20
Burnell	5-13	0-2	0-0	6	1	10	1	24
Hunter	2-4	1-2	2-2	1	1	7	0	17
Martin	0-0	0-0	0-0	0	0	0	0	1
TOTALS	22-57	6-19	6-6	36	13	56	10	200

Mississippi State

Player	FG	3FG	FT	RB	PF	PT	A	Min
Ado f	4-6	0-0	1-4	8	3	9	0	33
Holman f	4-6	0-1	3-6	6	2	11	0	23
N. W'spoon g	5-9	1-2	1-3	1	1	12	1	30
Q. W'spoon g	6-11	1-3	0-0	5	2	13	4	35
Carter g	1-7	1-7	0-0	6	0	3	2	29
Wright	0-5	0-2	0-0	6	0	0	0	23
Stapleton	3-8	1-2	0-0	2	1	7	1	15
Feazell	0-1	0-1	0-0	0	0	0	1	5
Herard	1-2	0-0	0-0	1	2	2	0	4
Datcher	1-1	0-0	0-0	0	0	2	0	3
TOTALS	25-56	4-18	5-13	37	11	59	9	200

Halftime: JSU 29, MSU 25. FG%: MSU 44.6%, JSU 38.6%. 3FG%: MSU 22.2%, JSU 31.6%. FT%: MSU 38.5%, JSU 100.0%. Turnovers: MSU 12 (Ado, Q. W'spoon 4), JSU 10 (Cunningham 4). Blocked Shots: MSU 5 (Ado 3), JSU 2 (Cunningham, Burnell 1). Steals: MSU 2 (Ado, Carter 1), JSU 3 (Three players with 1). Officials: Orlandis Poole, Kipp Kissinger, John Gaffney. Attendance: 6,034.

Game 6 — Nov. 30, 2017

Mississippi State	83
North Dakota State	59

Humphrey Coliseum • Starkville, MS

North Dakota State

Player	FG	3FG	FT	RB	PF	PT	A	Min
Eliason f	1-2	0-0	0-2	6	1	2	1	20
Miller g	9-18	1-8	0-0	5	2	19	4	35
Samuelson g	1-4	1-4	0-0	0	1	3	1	22
Jacobson g	4-6	4-5	3-3	4	2	15	0	24
Ward g	2-10	0-4	0-0	3	1	4	1	21
Van Dulm	0-0	0-0	0-1	0	0	0	1	2
Quayle	1-3	1-3	0-0	4	0	3	0	17
Hunter	3-8	3-7	0-0	2	3	9	3	27
Geu	1-3	0-1	2-2	3	1	4	1	14
Kreuser	0-3	0-3	0-0	0	3	0	1	18
TOTALS	22-57	10-35	5-8	28	14	59	13	200

Mississippi State

Player	FG	3FG	FT	RB	PF	PT	A	Min
Ado f	2-2	0-0	1-1	4	5	5	0	14
Holman f	4-7	2-3	2-4	9	2	12	0	23
N. W'spoon g	5-9	1-3	1-1	4	0	12	2	31
Q. W'spoon g	4-9	1-3	0-2	4	1	9	10	26
Carter g	12-17	6-10	5-5	6	1	35	1	32
Wright	0-5	0-3	0-0	2	1	0	2	25
Stapleton	2-6	0-1	0-0	3	2	4	0	20
Storm	0-0	0-0	0-0	0	0	0	0	2
Davis	1-1	0-0	0-0	0	0	2	0	1
Singleton	1-1	0-0	0-0	0	0	2	0	2
Feazell	0-1	0-0	0-2	3	1	0	0	12
Herard	0-2	0-0	2-2	3	0	2	0	12
TOTALS	31-60	10-23	11-17	41	13	83	15	200

Halftime: JMSU 29, NDSU 24. FG%: MSU 51.7%, NDSU 38.6%. 3FG%: MSU 43.5%, NDSU 28.6%. FT%: MSU 64.7%, NDSU 62.5%. Turnovers: MSU 12 (Ado 4), NDSU 14 (Kreuser 4). Blocked Shots: MSU 1 (Stapleton), NDSU 0. Steals: MSU 8 (Stapleton 3), NDSU 3 (Three players with 1). Officials: Doug Shows, Tony Henderson, Bart Lenox. Attendance: 5,831.

Game 7 — Dec. 3, 2017

Mississippi State	61
Dayton	59

Humphrey Coliseum • Starkville, MS

Dayton

Player	FG	3FG	FT	RB	PF	PT	A	Min
Cunningham f	7-8	0-1	2-4	8	3	16	2	30
Antetokounmpo f	1-2	0-0	0-2	0	4	2	0	11
Davis g	5-12	2-7	5-8	10	0	17	3	38
Landers g	0-1	0-1	0-0	3	2	0	2	20
Crutcher g	6-11	4-8	2-2	3	0	18	0	33
Davis	0-4	0-3	0-0	2	1	0	1	26
Svoboda	2-6	2-5	0-0	0	3	6	0	32
Pierce	0-0	0-0	0-0	0	0	0	0	3
Crosby	0-2	0-0	0-0	0	0	0	0	7
TOTALS	21-46	8-25	9-16	30	13	59	8	200

Mississippi State

Player	FG	3FG	FT	RB	PF	PT	A	Min
Ado f	2-2	0-0	1-1	3	3	5	0	21
Holman f	2-4	2-4	0-0	8	0	6	1	28
N. W'spoon g	3-7	0-3	0-2	1	4	6	1	31
Q. W'spoon g	5-11	0-3	1-2	10	4	11	6	35
Carter g	7-12	6-10	0-0	1	2	20	2	32
Peters	1-5	1-5	0-0	0	2	3	2	21
Stapleton	3-8	0-3	2-2	1	3	8	0	18
Feazell	1-1	0-0	0-0	2	0	2	0	11
Herard	0-0	0-0	0-0	1	0	0	0	3
TOTALS	24-50	9-28	4-7	27	18	61	12	200

Halftime: MSU 35, UD 20. FG%: MSU 48.0%, UD 45.7%. 3FG%: MSU 32.1%, UD 32.0%. FT%: MSU 57.1%, UD 56.3%. Turnovers: MSU 24 (Q. W'spoon, Carter 5), UD 26 (Three players with 5). Blocked Shots: MSU 5 (Holman, Q. W'spoon 2), UD (Antetokounmpo, Landers 1). Steals: MSU 13 (Three players with 3), UD 14 (Davis 4). Officials: Anthony Jordan, Chuck Jones, Garrick Shannon. Attendance: 7,539.

Game 8 — Dec. 9, 2017

Mississippi State	95
North Georgia	62

Humphrey Coliseum • Starkville, MS

North Georgia

Player	FG	3FG	FT	RB	PF	PT	A	Min
Fuzak f	3-9	2-6	0-0	2	1	8	1	19
Olanunji f	5-9	0-0	0-0	10	2	10	1	30
Tshimanga g	3-6	0-1	0-0	4	0	6	3	31
Cantrell g	2-11	1-2	0-2	4	1	5	1	27
Smith g	3-9	2-4	0-0	2	0	8	0	24
Cotter	2-3	1-2	0-2	3	0	5	2	9
Poitier	1-4	1-4	0-0	0	0	3	0	10
Dominy	3-6	0-1	0-1	1	2	6	2	13
Dean	3-8	0-2	0-0	4	1	6	1	19
Howard	1-1	1-1	0-0	0	0	3	0	4
Watson	1-5	0-4	0-0	5	1	2	0	14
TOTALS	27-71	8-27	0-5	39	8	62	11	200

Mississippi State

Player	FG	3FG	FT	RB	PF	PT	A	Min
Ado f	1-5	0-0	2-2	3	1	4	0	17
Holman f	5-5	2-2	1-1	6	0	13	0	13
N. W'spoon g	4-8	0-2	1-1	3	0	9	4	24
Q. W'spoon g	8-11	4-4	2-2	2	1	22	2	26
Carter g	1-7	0-3	0-0	3	1	2	2	27
Peters	4-12	3-7	0-0	7	1	11	6	22
Stapleton	3-6	0-3	0-0	1	2	6	0	17
Storm	0-0	0-0	0-0	0	0	0	0	4
Clayton	0-0	0-0	0-0	0	0	0	0	4
Davis	0-3	0-2	0-0	2	0	0	0	4
Singleton	3-5	3-4	0-0	3	0	9	0	5
Gray	0-2	0-2	0-0	0	1	0	0	4
Feazell	5-5	1-1	0-0	4	2	11	0	11
Herard	0-2	0-0	0-0	5	1	0	0	11
Datcher	3-3	0-0	2-2	3	0	8	0	11
TOTALS	37-74	13-30	8-8	44	10	95	14	200

Halftime: MSU 53, NG 26. FG%: MSU 50.0%, NG 38.0%. 3FG%: MSU 43.3%, NG 29.6%. FT%: MSU 100.0%, NG 0.0%. Turnovers: MSU 10 (Ado 3), NG 16 (Tshimanga 5). Blocked Shots: MSU 9 (Ado 4),

Game 9 — Dec. 12, 2017

Cincinnati	65
Mississippi State	50

BB&T Arena • Highland Heights, KY

Mississippi State

Player	FG	3FG	FT	RB	PF	PT	A	Min
Ado f	0-1	0-0	0-0	4	1	0	0	27
Holman f	7-12	3-3	1-2	10	1	18	1	26
N. W'spoon g	6-11	0-1	0-0	1	2	12	2	26
Q. W'spoon g	3-12	1-3	5-6	7	3	12	3	34
Carter g	3-7	2-5	0-0	0	1	8	1	23
Peters	0-11	0-7	0-0	1	4	0	2	21
Wright	0-3	0-1	0-0	3	2	0	0	16
Stapleton	0-4	0-1	0-0	1	2	0	0	12
Feazell	0-1	0-0	0-0	0	0	0	0	2
Herard	0-1	0-0	0-0	3	0	0	0	9
Datcher	0-0	0-0	0-0	0	0	0	0	4
TOTALS	19-63	6-21	6-8	38	16	50	9	200

Cincinnati

Player	FG	3FG	FT	RB	PF	PT	A	Min
Clark f	2-6	1-3	4-4	13	3	9	4	34
Washington f	8-15	0-1	0-0	5	1	16	1	31
Evans g	7-13	4-7	6-6	8	2	24	2	35
Jenifer g	1-3	1-1	0-0	0	1	3	3	19
Cumberland g	1-8	1-4	4-6	5	0	7	3	30
Williams	2-4	0-2	0-0	1	1	4	0	13
Moore	0-1	0-1	0-0	0	1	0	0	3
Scott	0-0	0-0	0-0	0	1	0	1	6
Broome	1-4	0-1	0-0	0	1	2	4	20
Diarra	0-0	0-0	0-0	0	0	0	0	1
Brooks	0-0	0-0	0-0	1	0	0	0	8
TOTALS	22-54	7-20	14-16	37	11	65	18	200

Halftime: UC 35, MSU 25. FG%: MSU 30.2%, UC 40.7%. 3FG%: MSU 28.6%, UC 35.0%. FT%: MSU 75.0%, UC 87.5%. Turnovers: MSU 16 (Peters 6), UC 14 (Clark 4). Blocked Shots: MSU 4 (Ado 3), UC 11 (Clark 5). Steals: MSU 9 (Ado 4), UC 5 (Clark, Broome 2). Officials: Doug Sirmons, Ted Valentine, Pat Adams. Attendance: 8,128.

Game 10 — Dec. 16, 2017

Mississippi State	
UT Martin	

Humphrey Coliseum • Starkville, MS

UT Martin

Player	FG	3FG	FT	RB	PF	PT	A	Min
Lewis	f 2-10	0-2	0-0	4	4	4	0	25
Parker	c 1-1	0-0	0-0	3	3	2	1	15
Butler	g 9-21	4-12	0-0	5	2	22	3	40
Bogan	g 4-7	2-4	0-0	5	4	10	3	30
Hewitt	g 0-1	0-1	0-0	2	0	0	0	9
Thompson	2-6	2-4	0-0	2	1	6	2	20
Fofana	0-2	0-0	0-0	2	1	0	1	11
Williams	2-5	0-2	0-0	0	2	4	1	18
Beaufort	2-6	1-3	1-2	2	1	6	0	13
Gill	2-6	0-0	3-4	3	3	7	2	19
TOTALS	24-65	9-28	4-6	29	21	61	13	200

Game 11 — Dec. 20, 2017

Mississippi State 64
Little Rock 48

Humphrey Coliseum • Starkville, MS

Little Rock

Player	FG	3FG	FT	RB	PF	PT	A	Min
O. Black f	3-5	0-0	0-0	5	2	6	2	30
Hadzic c	4-7	1-4	0-0	2	4	9	0	20
Jones g	1-8	0-1	0-0	4	1	2	2	25
Lottie g	1-4	0-1	2-2	5	1	4	1	29
A.Black g	3-10	1-7	0-1	3	4	7	1	30
Pippins	3-8	1-3	0-1	1	4	7	0	21
Corcoran	1-1	1-1	0-0	0	0	3	0	7
Carson	0-0	0-0	0-0	0	0	0	0	1
Gilmore	0-1	0-0	0-0	0	0	0	0	2
Mompremier	0-3	0-1	0-0	0	2	0	0	14
Marcus	3-3	0-0	0-2	4	3	6	1	13
Brady	1-3	0-2	2-2	2	0	4	0	5
Bankston	0-1	0-0	0-2	3	0	0	0	3
TOTALS	20-54	4-20	4-10	35	21	48	7	200

Mississippi State

Player	FG	3FG	FT	RB	PF	PT	A	Min
Ado f	2-3	0-0	2-4	13	2	6	1	28
Holman f	3-8	0-2	4-8	5	1	10	1	20
N. W'spoon g	3-9	2-5	0-0	4	2	8	1	23
Q. W'spoon g	7-11	1-3	6-6	8	1	21	3	26
Carter g	3-7	1-4	0-0	0	0	7	1	24
Peters	0-4	0-4	0-2	3	2	0	4	24
Wright	2-5	1-3	2-5	4	0	7	0	19
Stapleton	1-5	1-3	1-1	2	2	3	0	21
Storm	0-1	0-1	0-0	0	0	0	0	1
Singleton	0-0	0-0	0-1	0	0	0	0	1
Feazell	1-3	0-0	0-0	1	1	2	0	10
Herard	0-0	0-0	0-0	0	2	0	0	1
Datcher	0-0	0-0	0-0	1	2	0	0	2
TOTALS	22-56	5-25	15-27	40	15	64	11	200

Halftime: MSU 26, UALR 23. FG%: MSU 39.3%, UALR 37.0%. 3FG%: MSU 20.0%, UALR 20.0%. FT%: MSU 55.6%, UALR 40.0%. Turnovers: MSU 12 (Holman, Q. W'spoon 2). UALR 21 (Lottie 6). Blocked Shots: MSU 7 (Ado 3), UALR 0. Steals: MSU 11 (Four players with 2), UALR 5 (Marcus 2). Officials: Karl Hess, Mike Nance, Lamar Simpson. Attendance: 7,156.

Game 12 — Dec. 23, 2017

Mississippi State
Southern Miss

Mississippi Coliseum • Starkville, MS

Game 13 — Dec. 30, 2017

Mississippi State
North Florida

Humphrey Coliseum • Starkville, MS

Game 14 — Jan. 2, 2018

Mississippi State
Arkansas

Humphrey Coliseum • Starkville, MS

Game 15 — Jan. 6, 2018

Mississippi State
Ole Miss

The Pavilion • Oxford, MS

Game 16 — Jan. 10, 2018

Mississippi State
Florida

O'Connell Center • Gainesville, FL

2017-18 Mississippi State Basketball
Mississippi State Combined Team Statistics (as of Dec 20, 2017)
All games

Overall record: 10-1 Conf: 0-0 Home: 10-0 Away: 0-1 Neutral: 0-0

##	Player	gp-gs	min	avg	Total		3-Point		F-Throw		Rebounds				pf	dq	a	to	blk	stl	pts	avg
					fg-fga	fg%	3fg-fga	3fg%	ft-fa	ft%	off	def	tot	avg								
11	Q Weatherspoon	11-11	321	29.2	57-109	.523	11-37	.297	35-46	.761	14	54	68	6.2	22	0	50	24	5	18	160	14.5
35	Aric Holman	11-10	240	21.8	50-77	.649	16-27	.593	21-35	.600	33	52	85	7.7	15	0	7	15	15	5	137	12.5
23	Tyson Carter	11-8	289	26.3	46-101	.455	21-64	.328	16-18	.889	3	20	23	2.1	8	0	23	17	0	10	129	11.7
00	Nick Weatherspoon	11-11	313	28.5	45-94	.479	13-33	.394	15-23	.652	1	30	31	2.8	16	0	27	15	3	14	118	10.7
01	Lamar Peters	8-3	190	23.8	21-74	.284	9-49	.184	9-13	.692	2	17	19	2.4	13	0	30	20	4	12	60	7.5
24	Abdul Ado	10-10	241	24.1	25-41	.610	0-0	.000	13-22	.591	25	44	69	6.9	20	1	2	28	26	14	63	6.3
03	Xavian Stapleton	8-1	124	15.5	16-44	.364	2-16	.125	3-3	1.000	6	8	14	1.8	16	0	2	7	1	9	37	4.6
02	Eli Wright	8-0	160	20.0	14-42	.333	3-18	.167	5-10	.500	12	16	28	3.5	11	0	6	7	2	1	36	4.5
45	E.J. Datcher	9-1	94	10.4	11-17	.647	0-0	.000	16-18	.889	5	16	21	2.3	13	1	3	3	3	0	38	4.2
13	Nick Singleton	6-0	21	3.5	8-12	.667	4-7	.571	0-1	.000	2	3	5	0.8	0	0	1	2	0	0	20	3.3
22	KeyShawn Feazell	9-0	72	8.0	10-18	.556	1-3	.333	0-3	.000	4	15	19	2.1	6	0	1	6	2	2	21	2.3
15	T.J. Gray	3-0	9	3.0	1-3	.333	1-3	.333	0-0	.000	0	0	0	0.0	3	0	0	1	0	0	3	1.0
34	Schnider Herard	11-0	88	8.0	4-15	.267	0-0	.000	3-7	.429	11	12	23	2.1	12	0	0	11	8	0	11	1.0
12	Drew Davis	5-0	13	2.6	1-7	.143	0-4	.000	1-2	.500	0	2	2	0.4	1	0	1	2	0	0	3	0.6
10	Tate Clayton	3-0	8	2.7	0-0	.000	0-0	.000	0-0	.000	0	0	0	0.0	0	0	0	0	0	0	0	0.0
05	Mitchell Storm	6-0	17	2.8	0-4	.000	0-2	.000	0-0	.000	1	4	5	0.8	1	0	0	1	0	0	0	0.0
Team											10	16	26					3				
Total.....		11	2200		309-658	.470	81-263	.308	137-201	.682	129	309	438	39.8	157	2	153	162	69	85	836	76.0
Opponents.....		11	2200		247-656	.377	82-270	.304	93-143	.650	128	256	384	34.9	184	-	113	187	23	62	669	60.8

TEAM STATISTICS	MS	OPP	Date	Opponent	Score	Att.
SCORING	836	669	11-10-17	ALABAMA STATE	w 96-68	6811
Points per game	76.0	60.8	11-18-17	FLORIDA A&M	w 79-48	6132
Scoring margin	+15.2	-	11-20-17	GREEN BAY	w 77-68	6359
FIELD GOALS-ATT	309-658	247-656	11-22-17	STEPHEN F. AUSTIN	w 80-75	7687
Field goal pct	.470	.377	11-26-17	JACKSONVILLE STATE	w 59-56	6034
3 POINT FG-ATT	81-263	82-270	11-30-17	NORTH DAKOTA STATE	w 83-59	5831
3-point FG pct	.308	.304	12-03-17	DAYTON	w 61-59	7539
3-pt FG made per game	7.4	7.5	12-09-17	NORTH GEORGIA	w 95-62	6613
FREE THROWS-ATT	137-201	93-143	12-12-17	at Cincinnati	L 50-65	8128
Free throw pct	.682	.650	12-16-17	UT MARTIN	w 92-61	6709
F-Throws made per game	12.5	8.5	12-20-17	LITTLE ROCK	w 64-48	7156
REBOUNDS	438	384	* - Conference game			
Rebounds per game	39.8	34.9				
Rebounding margin	+4.9	-				
ASSISTS	153	113				
Assists per game	13.9	10.3				
TURNOVERS	162	187				
Turnovers per game	14.7	17.0				
Turnover margin	+2.3	-				
Assist/turnover ratio	0.9	0.6				
STEALS	85	62				
Steals per game	7.7	5.6				
BLOCKS	69	23				
Blocks per game	6.3	2.1				
ATTENDANCE	66871	8128				
Home games-Avg/Game	10-6687	1-8128				
Neutral site-Avg/Game	-	0-0				

Score by Periods	1st	2nd	Totals
Mississippi State	390	446	836
Opponents	310	359	669

2017-18 Mississippi State Basketball
Mississippi State Game-by-Game Highs (as of Dec 20, 2017)
All games

Opponent	Date	Score	Points	Rebounds	Assists	Steals	Blocked shots
ALABAMA STATE	11-10-17	96-68	18-Aric Holman	11-Aric Holman	7-Lamar Peters	2-Xavian Stapleton Q Weatherspoon	2-Lamar Peters
FLORIDA A&M	11-18-17	79-48	12-Abdul Ado Nick Weatherspoon Lamar Peters Q Weatherspoon	7-Abdul Ado	5-Nick Weatherspoon Lamar Peters	4-Lamar Peters	6-Schnider Herard
GREEN BAY	11-20-17	77-68	18-Lamar Peters	11-Abdul Ado	4-Q Weatherspoon Nick Weatherspoon	3-Lamar Peters	3-E.J. Datcher
STEPHEN F. AUSTIN	11-22-17	80-75	25-Tyson Carter	7-Aric Holman Q Weatherspoon	6-Q Weatherspoon	2-Q Weatherspoon	5-Abdul Ado
JACKSONVILLE STATE	11-26-17	59-56	13-Q Weatherspoon	8-Abdul Ado	4-Q Weatherspoon	1-Tyson Carter Abdul Ado	3-Abdul Ado
NORTH DAKOTA STATE	11-30-17	83-59	35-Tyson Carter	9-Aric Holman	10-Q Weatherspoon	3-Xavian Stapleton	1-Xavian Stapleton
DAYTON	12-03-17	61-59	20-Tyson Carter	10-Q Weatherspoon	6-Q Weatherspoon	3-Nick Weatherspoon Tyson Carter Q Weatherspoon	2-Q Weatherspoon Aric Holman
NORTH GEORGIA	12-09-17	95-62	22-Q Weatherspoon	7-Lamar Peters	6-Lamar Peters	2-Nick Weatherspoon Q Weatherspoon	4-Abdul Ado
at Cincinnati	12-12-17	50-65	18-Aric Holman	10-Aric Holman	3-Q Weatherspoon	4-Abdul Ado	3-Abdul Ado
UT MARTIN	12-16-17	92-61	21-Aric Holman Q Weatherspoon	12-Aric Holman Abdul Ado	7-Q Weatherspoon Tyson Carter	4-Q Weatherspoon	3-Abdul Ado
LITTLE ROCK	12-20-17	64-48	21-Q Weatherspoon	13-Abdul Ado	4-Lamar Peters	2-Q Weatherspoon Lamar Peters Abdul Ado Xavian Stapleton	3-Abdul Ado

2017-18 Mississippi State Basketball
Mississippi State Team Game-by-Game Comparison (as of Dec 20, 2017)
All games

Opponent	1st	2nd	Score	Mar	Total FG	FG Pct	3-Pointers	3FG Pct	Free Throws	FT Pct	Rebounds	Assist	T/Over	Block	Steal	Fouls
ALABAMA STATE	58/31	38/37	96-68	+28	31-64/25-67	.484/.373	7-20/7-26	.350/.269	27-35/11-22	.771/.500	47/41 +6	16/8	14/17	4/1	7/6	19/26
FLORIDA A&M	28/17	51/31	79-48	+31	33-62/18-64	.532/.281	7-24/5-19	.292/.263	6-9/7-12	.667/.583	37/42 (5)	19/6	17/24	13/2	9/4	11/11
GREEN BAY	40/32	37/36	77-68	+9	29-63/21-54	.460/.389	3-23/9-24	.130/.375	16-21/17-24	.762/.708	39/36 +3	13/12	14/19	6/0	6/5	19/19
STEPHEN F. AUSTIN	32/40	48/35	80-75	+5	24-43/25-67	.558/.373	6-18/9-27	.333/.333	26-35/16-18	.743/.889	35/31 +4	14/7	19/12	10/2	4/8	15/27
JACKSONVILLE STATE	25/29	34/27	59-56	+3	25-56/22-57	.446/.386	4-18/6-19	.222/.316	5-13/6-6	.385/1000	37/36 +1	9/10	12/10	5/2	2/3	11/13
NORTH DAKOTA STATE	29/24	54/35	83-59	+24	31-60/22-57	.517/.386	10-23/10-35	.435/.286	11-17/5-8	.647/.625	41/28 +13	15/13	12/14	1/0	8/3	13/14
DAYTON	35/20	26/39	61-59	+2	24-50/21-46	.480/.457	9-28/8-25	.321/.320	4-7/9-16	.571/.563	27/30 (3)	12/8	24/26	5/2	13/14	18/13
NORTH GEORGIA	53/26	42/36	95-62	+33	37-74/27-71	.500/.380	13-30/8-27	.433/.296	8-8/0-5	1000/.000	44/39 +5	14/11	10/16	9/3	8/5	10/8
Cincinnati	25/35	25/30	50-65	(15)	19-63/22-54	.302/.407	6-21/7-20	.286/.350	6-8/14-16	.750/.875	38/37 +1	9/18	16/14	4/11	9/5	16/11
UT MARTIN	39/33	53/28	92-61	+31	34-67/24-65	.507/.369	11-33/9-28	.333/.321	13-21/4-6	.619/.667	53/29 +24	21/13	12/14	5/0	8/4	10/21
LITTLE ROCK	26/23	38/25	64-48	+16	22-56/20-54	.393/.370	5-25/4-20	.200/.200	15-27/4-10	.556/.400	40/35 +5	11/7	12/21	7/0	11/5	15/21

Note: Game totals are displayed in the format TEAM/OPPONENT for each category

2017-18 Mississippi State Basketball
Mississippi State Category Leaders (as of Dec 20, 2017)
All games

Points	G	Pts	Pts/G
Q Weatherspoon	11	160	14.5
Aric Holman	11	137	12.5
Tyson Carter	11	129	11.7
Nick Weatherspoon	11	118	10.7
Abdul Ado	10	63	6.3
Lamar Peters	8	60	7.5
E.J. Datcher	9	38	4.2
Xavian Stapleton	8	37	4.6
Eli Wright	8	36	4.5
KeyShawn Feazell	9	21	2.3
Nick Singleton	6	20	3.3
Schnider Herard	11	11	1.0

FG Percentage	FG	Att	Pct
Nick Singleton	8	12	.667
Aric Holman	50	77	.649
E.J. Datcher	11	17	.647
Abdul Ado	25	41	.610
KeyShawn Feazell	10	18	.556
Q Weatherspoon	57	109	.523
Nick Weatherspoon	45	94	.479
Tyson Carter	46	101	.455
Xavian Stapleton	16	44	.364
Eli Wright	14	42	.333
T.J. Gray	1	3	.333
Lamar Peters	21	74	.284

3-Point Percentage	3FG	Att	Pct
Aric Holman	16	27	.593
Nick Singleton	4	7	.571
Nick Weatherspoon	13	33	.394
KeyShawn Feazell	1	3	.333
T.J. Gray	1	3	.333
Tyson Carter	21	64	.328
Q Weatherspoon	11	37	.297
Lamar Peters	9	49	.184
Eli Wright	3	18	.167
Xavian Stapleton	2	16	.125
Drew Davis	0	4	.000
Mitchell Storm	0	2	.000

Free Throw Percent	FG	Att	Pct
Xavian Stapleton	3	3	1.000
Tyson Carter	16	18	.889
E.J. Datcher	16	18	.889
Q Weatherspoon	35	46	.761
Lamar Peters	9	13	.692
Nick Weatherspoon	15	23	.652
Aric Holman	21	35	.600
Abdul Ado	13	22	.591
Eli Wright	5	10	.500
Drew Davis	1	2	.500
Schnider Herard	3	7	.429
Nick Singleton	0	1	.000
KeyShawn Feazell	0	3	.000

Scoring Average	G	Pts	Avg/G
Q Weatherspoon	11	160	14.5
Aric Holman	11	137	12.5
Tyson Carter	11	129	11.7
Nick Weatherspoon	11	118	10.7
Lamar Peters	8	60	7.5
Abdul Ado	10	63	6.3
Xavian Stapleton	8	37	4.6
Eli Wright	8	36	4.5
E.J. Datcher	9	38	4.2
Nick Singleton	6	20	3.3
KeyShawn Feazell	9	21	2.3
Schnider Herard	11	11	1.0
T.J. Gray	3	3	1.0

Field Goal Attempts	G	Att	Att/G
Q Weatherspoon	11	109	9.9
Tyson Carter	11	101	9.2
Nick Weatherspoon	11	94	8.5
Aric Holman	11	77	7.0
Lamar Peters	8	74	9.3

Field Goals Made	G	Made	Made/G
Q Weatherspoon	11	57	5.2
Aric Holman	11	50	4.5
Tyson Carter	11	46	4.2
Nick Weatherspoon	11	45	4.1
Abdul Ado	10	25	2.5

3-Point FG Attempts	G	Att	Att/G
Tyson Carter	11	64	5.8
Lamar Peters	8	49	6.1
Q Weatherspoon	11	37	3.4
Nick Weatherspoon	11	33	3.0
Aric Holman	11	27	2.5

3-Point FG Made	G	Made	Made/G
Tyson Carter	11	21	1.9
Aric Holman	11	16	1.5
Nick Weatherspoon	11	13	1.2
Q Weatherspoon	11	11	1.0
Lamar Peters	8	9	1.1

Free Throw Attempts	G	Att	Att/G
Q Weatherspoon	11	46	4.2
Aric Holman	11	35	3.2
Nick Weatherspoon	11	23	2.1
Abdul Ado	10	22	2.2
Tyson Carter	11	18	1.6
E.J. Datcher	9	18	2.0

Free Throws Made	G	Made	Made/G
Q Weatherspoon	11	35	3.2
Aric Holman	11	21	1.9
E.J. Datcher	9	16	1.8
Tyson Carter	11	16	1.5
Nick Weatherspoon	11	15	1.4

2017-18 Mississippi State Basketball
Mississippi State Category Leaders (as of Dec 20, 2017)
All games

<u>Rebounds</u>	<u>G</u>	<u>Reb</u>	<u>Reb/G</u>
Aric Holman	11	85	7.7
Abdul Ado	10	69	6.9
Q Weatherspoon	11	68	6.2
Nick Weatherspoon	11	31	2.8
Eli Wright	8	28	3.5

<u>Rebound Average</u>	<u>G</u>	<u>Reb</u>	<u>Avg/G</u>
Aric Holman	11	85	7.7
Abdul Ado	10	69	6.9
Q Weatherspoon	11	68	6.2
Eli Wright	8	28	3.5
Nick Weatherspoon	11	31	2.8

<u>Offensive Rebounds</u>	<u>G</u>	<u>No.</u>	<u>Avg/G</u>
Aric Holman	11	33	3.0
Abdul Ado	10	25	2.5
Q Weatherspoon	11	14	1.3
Eli Wright	8	12	1.5
Schnider Herard	11	11	1.0

<u>Defensive Rebounds</u>	<u>G</u>	<u>No.</u>	<u>Avg/G</u>
Q Weatherspoon	11	54	4.9
Aric Holman	11	52	4.7
Abdul Ado	10	44	4.4
Nick Weatherspoon	11	30	2.7
Tyson Carter	11	20	1.8

<u>Fouls</u>	<u>G</u>	<u>No.</u>	<u>Per/G</u>
Q Weatherspoon	11	22	2.0
Abdul Ado	10	20	2.0
Nick Weatherspoon	11	16	1.5
Xavian Stapleton	8	16	2.0
Aric Holman	11	15	1.4

<u>Foulouts</u>	<u>G</u>	<u>No.</u>
E.J. Datcher	9	1
Abdul Ado	10	1

<u>Assists</u>	<u>G</u>	<u>No.</u>	<u>Ast/G</u>
Q Weatherspoon	11	50	4.5
Lamar Peters	8	30	3.8
Nick Weatherspoon	11	27	2.5
Tyson Carter	11	23	2.1
Aric Holman	11	7	0.6












<u>Steals</u>	<u>G</u>	<u>No.</u>	<u>Stl/G</u>
Q Weatherspoon	11	18	1.6
Nick Weatherspoon	11	14	1.3
Abdul Ado	10	14	1.4
Lamar Peters	8	12	1.5
Tyson Carter	11	10	0.9

<u>Blocked Shots</u>	<u>G</u>	<u>No.</u>	<u>Blk/G</u>
Abdul Ado	10	26	2.6
Aric Holman	11	15	1.4
Schnider Herard	11	8	0.7
Q Weatherspoon	11	5	0.5
Lamar Peters	8	4	0.5

<u>Minutes</u>	<u>G</u>	<u>No.</u>	<u>Min/G</u>
Q Weatherspoon	11	321	29.2
Nick Weatherspoon	11	313	28.5
Tyson Carter	11	289	26.3
Abdul Ado	10	241	24.1
Aric Holman	11	240	21.8

<u>Turnovers</u>	<u>G</u>	<u>No.</u>	<u>TO/G</u>
Abdul Ado	10	28	2.8
Q Weatherspoon	11	24	2.2
Lamar Peters	8	20	2.5
Tyson Carter	11	17	1.5
Nick Weatherspoon	11	15	1.4
Aric Holman	11	15	1.4

2017-18 MISSISSIPPI STATE PLAYER BREAKDOWN

0		Nick Weatherspoon Fr G 6-2 195 Canton, MS	MIN 28.5	PTS 10.7	RBS 2.8	AST 2.5	FG% .479	3FG% .394	FT% .652	Notes: Made collegiate debut and started against Alabama State and totaled 11 points and 3 assists. 12 points, 5 assists vs. Florida A&M. 15 points vs. SFA. 12 points vs. Jacksonville State and North Dakota State. 6 points, 3 steals vs. Dayton. 9 points, 4 assists vs. North Georgia. 12 points at Cincinnati. 11 points, 2 steals vs. UT Martin. 8 points vs. Little Rock. Has scored in double-digits eight games.
1		Lamar Peters So G 6-0 185 New Orleans, LA	MIN 23.8	PTS 7.5	RBS 2.4	AST 3.8	FG% .284	3FG% .184	FT% .692	Notes: Had 7 points against Alabama State and tied career high with 7 assists and 2 blocks. 12 points, 5 assists vs. Florida A&M. Season-high 18 points vs. Green Bay. Has 14 assists. Suspended for SFA, JSU and NDSU games. 3 points, 2 assists vs. Dayton. 11 points, 7 rebounds, 6 assists vs. North Georgia. 0-11 shooting at Cincinnati. 9 points vs. UT Martin. 4 assists, 2 steals vs. Little Rock
2		Eli Wright So G 6-4 190 Owensboro, KY	MIN 20.0	PTS 4.5	RBS 3.5	AST 0.8	FG% .333	3FG% .167	FT% .500	Notes: Had a career-high 12 points against Alabama State on 5-8 shooting. 8 points, 4 rebounds vs. Green Bay. Had 6 rebounds vs. Jacksonville State. Suspended for Florida A&M, Dayton games and North Georgia games. 3 rebounds at Cincinnati. 9 points vs. UT Martin. 7 points vs. Little Rock.
3		Xavian Stapleton Jr G 6-6 210 Flora, MS	MIN 15.5	PTS 4.6	RBS 1.8	STL 1.1	FG% .364	3FG% .125	FT% 1.000	Notes: Due to a left knee sprain, played just 5 minutes against Alabama State and missed the next three games. 7 points, 2 rebounds vs. Jacksonville State. 4 points, 3 rebounds and 3 steals vs. NDSU. 8 points vs. Dayton. 5 points vs. North Georgia. 1 rebound at Cincinnati. Season-high 9 points vs. UT Martin. 3 points, 2 steals vs. Little Rock.
11		Quinndary Weatherspoon Jr G 6-4 205 Canton, MS	MIN 29.2	PTS 14.5	RBS 6.2	AST 4.5	FG% .523	3FG% .297	FT% 76.1	Notes: Totaled 17 points vs. Alabama State. 20 points vs. SFA and was 11-14 at the foul line. 13 points, including game-winning 3, vs. Jacksonville State. Career-high 10 assists vs. NDSU. 11 points, 10 rebounds and 6 assists against Dayton, in addition to having the game-winning shot. Season-high 22 points vs. North Georgia. 12 points, 7 rebounds, 3 assists at Cincinnati. 21 points, 8 rebounds, 7 assists vs. UT Martin. 21 points vs. Little Rock and scored 1,00th-career point. 15th in SEC in scoring.
22		KeyShawn Feazell Fr F 6-8 230 New Hebron, MS	MIN 8.0	PTS 2.3	RBS 2.1	STL 0.2	FG% .556	3FG% .333	FT% .000	Notes: Due to a foot injury, did not play against Alabama State. Made collegiate debut against Florida A&M and had 2 points and 5 rebounds. Had 2 points, 1 rebound vs. Green Bay. 3 rebounds vs. NDSU. 2 points against Dayton. Season-high 11 points vs. North Georgia. 2 points, 3 rebounds vs. UT Martin. 2 points vs. Little Rock.
23		Tyson Carter So G 6-4 165 Starkville, MS	MIN 26.3	PTS 11.7	RBS 2.1	AST 2.1	FG% .455	3FG% .328	FT% .889	Notes: Totaled 11 points vs. Alabama State. 10 points vs. Florida A&M. 6 vs. Green Bay. 25 points vs. SFA, along with 6 rebounds and 3 assists. 3 points, 6 rebounds vs. Jacksonville State. Career-high 35 points vs. NDSU, the most since Darryl Wilson had 35 vs. Alabama on 3-4-95. 20 points and 3 steals vs. Dayton and was named SEC POW. 2 points vs. North Georgia. 8 points at Cincinnati. Career-high 7 assists vs. UT Martin. 7 points vs. Little Rock.
24		Abdul Ado Fr F 6-11 250 Lagos, Nigeria	MIN 24.1	PTS 6.3	RBS 6.9	BLK 2.6	FG% .610	3FG% ---	FT% .591	Notes: Due to a quad injury, did not play against Alabama State. In collegiate debut, had 12 points, 7 rebounds and 3 blocked shots vs. Florida A&M. 12 points, 11 rebounds vs. Green Bay for first double-double. 9 points, 8 rebounds vs. Jacksonville State. 5 points, 4 rebounds and 2 steals vs. NDSU. 5 points, 3 rebounds vs. Dayton. 4 blocks, 3 rebounds vs. North Georgia. 3 blocks, 4 steals and 4 rebounds at Cincinnati. 12 rebounds, 6 points and 3 blocks vs. UT Martin. Career-high 13 rebounds vs. Little Rock. Third in SEC with 2.6 blocks.
34		Schnider Herard So C 6-10 260 Port-Au-Prince, Haiti	MIN 8.0	PTS 1.0	RBS 2.1	BLK 0.7	FG% .267	3FG% ---	FT% .429	Notes: Had 5 points in season open against Alabama State. Career-high 6 blocks vs. Florida A&M. 2 points, 1 rebound vs. Jacksonville State. 3 rebounds, 2 points vs. NDSU. 1 rebound vs. Dayton. 2 blocks vs. North Georgia. 3 rebounds at Cincinnati. 2 rebounds vs. UT Martin.
35		Aric Holman Jr F 6-10 225 Owensboro, KY	MIN 21.8	PTS 12.5	RBS 7.7	BLK 1.4	FG% .649	3FG% .593	FT% .600	Notes: Had a double-double against Alabama State and tied career highs in points (18) and rebounds (11). 5 points, 6 rebounds and 2 blocks vs. Florida A&M. 13 points, 5 boards vs. Green Bay. 10 points, 7 rebounds, 3 blocks vs. SFA. 11 points, 6 rebounds and 2 blocks vs. Jacksonville State. 12 points, 9 rebounds vs. NDSU. 6 points, 8 rebounds vs. Dayton. 13 points, 6 rebounds vs. North Georgia. 18 points and 10 rebounds at Cincinnati. 5th double-double with career highs in points (21) and rebounds (12) vs. UT Martin. 10 points, 5 rebounds vs. Little Rock.
45		E.J. Datcher So C 6-10 240 Harpersville, AL	MIN 10.4	PTS 4.2	RBS 2.3	BLK 0.3	FG% .647	3FG% ---	FT% .889	Notes: Had a career-high 11 points and earned first-career start against Alabama State and was 9-9 at the foul line. Has made 12-straight free throws. Season-high 6 rebounds vs. Green Bay. 6 points, 3 boards vs. SFA. 2 points in 3 minutes vs. Jacksonville State due to foot injury and did not play against Dayton. 8 points vs. North Georgia and is 16-18 from the foul line this year.