

MISSISSIPPI STATE BULLDOGS

Gregg Ellis, Media Relations Contact • 662.325.3595 (O) or 662.322.0145 (C)

gellis@athletics.msstate.edu • www.msstateathletics.com

P.O. Box 5308, Mississippi State, MS 39762



MISSISSIPPI STATE (10-2) VS. MISSISSIPPI VALLEY STATE (1-11)



Monday, Dec. 28, 2009 • 7 p.m. CT

Humphrey Coliseum (10,500), Starkville, MS

TV: None

Series Record: MSU leads, 2-0

Last Meeting: MSU, 82-63 (3-13-07, Starkville)

XM Radio: 200

Officials: Joe Lindsay, Bert Smith, Brent Barnaky



MONDAY'S PROJECTED STARTING LINEUP

MISSISSIPPI STATE

3 G Dee Bost, So., 6-2, 170
2 G Ravern Johnson, Jr., 6-7, 175
22 G Barry Stewart, Sr., 6-3, 170
24 F Kodi Augustus, Jr., 6-8, 220
32 F Jarvis Varnado, Sr., 6-9, 230

Top Reserves: F Romero Osby,
G Phil Turner

MISSISSIPPI VALLEY STATE

1 F Darian Donald, Jr., 6-5, 185
10 G Julius Cheeks, Sr., 6-2, 190
12 F Amos Studivant, So., 6-8, 230
15 G Shannon Behling, Jr., 6-7, 200
25 G Kevin Burwell, Jr., 5-10, 185

Top Reserves: G/F Ricky Lamb,
F Jason Holmes

LONG RANGE SUCCESS MIGHT BE RECORD SETTING

It's one thing to shoot a lot of 3-pointers. It's another to make them. And through the first 12 games, Mississippi State is doing both.

Entering Monday's showdown against Mississippi Valley State, the Bulldogs have hit 126 of their 297 shots beyond the arc. That's 42.4 percent accuracy. The school record came in 1995-96, when MSU drained 38.4 percent of its treys.

Nationally, the Bulldogs rank 2nd in 3-pointers made and ninth in 3-point percentage. In the SEC, they are tops in both categories.

NO FOUL PLAY FOR THE BULLDOGS

Ever notice the Bulldogs' opponents don't shoot a lot of free throws? Well, it's not a coincidence, because Mississippi State does a great job of not fouling, on both ends of the court.

To date, MSU has only been whistled for 146 fouls. That equates to 12.2 per game, the fewest in the country. The Bulldogs have also had just one player foul out — **Dee Bost** in the season opener against Rider. Of the six players that have started, **Ravern Johnson** has the fewest fouls of 12. Ironically, he's also been to the charity stripe fewer than any of the starters, but he's a perfect 6 of 6.

As for free throws, MSU is 160 of 229. In comparison, its opponents are just 95 of 148.

VARNADO'S COUNTDOWN TO HISTORY

Following his four-block performance against Centenary last Tuesday, **Jarvis Varnado** now has a nation-best 62 for the year and 456 for his career.

As a result, the Brownsville, Tenn., native is 79 shy of tying the NCAA mark of 535 held by former Louisiana-Monroe standout Wojciech Mydra (1998-2002).

Varnado, who has led the nation the past two years in this category, is currently fourth all-time in the NCAA record books, 25 behind Tim Duncan (Wake Forest), who totaled 481.

To get the record by the end of the regular season, Varnado needs to average 4.2 blocks in the next 19 games.

MSU BY THE NUMBER

7 — Mississippi State's current winning streak now stands at **seven**. The school record is 19, which spanned two seasons from Jan. 15, 1962 to Dec. 15, 1962. The streak ended on Dec. 17 at Virginia Tech (82-65).

2009-10 MISSISSIPPI STATE SCHEDULE

Date	Opponent	Score/Time
N 13	Rider	L 88-74
N 19	Southeastern Louisiana	W 82-67
N 21	Bethune-Cookman	W 67-51
N 24	Texas-Pan American	W 75-50
N 27	@vs. Richmond (FCS)	L 63-62
N 28	@vs. Old Dominion	W 69-55
D 5	St. Bonaventure	W 105-53
D 10	#vs. DePaul (ESPN2)	W 76-45
D 12	%vs. UCLA (Fox Sports Net)	W 72-54
D 16	Wright State (ESPN2)	W 80-69
D 19	at Houston (CSS)	W 70-64
D 22	Centenary (at Jackson)	W 88-51
D 28	Mississippi Valley State	7 p.m.
D 31	at San Diego	6 p.m.
J 4	at Western Kentucky (CSS)	8 p.m.
J 9	at Ole Miss (SEC Network)	12:30 p.m.
J 14	Arkansas (ESPNU)	6 p.m.
J 16	Georgia (ESPN or ESPN2)	2 p.m.
J 23	at Alabama (CBS)	11 a.m.
J 28	at Arkansas (ESPN or ESPN2)	8 p.m.
J 30	LSU (SEC Network)	12:30 p.m.
F 3	at Vanderbilt (SEC Network)	7 p.m.
F 6	at Florida (SEC Network)	12:30 p.m.
F 11	Ole Miss (ESPN or ESPN2)	8 p.m.
F 13	Auburn (FSN)	6 p.m.
F 16	Kentucky (ESPN)	8 p.m.
F 20	at LSU (SEC Network)	3 p.m.
F 24	Alabama (CSS)	8 p.m.
F 27	at South Carolina (ESPN)	5 p.m.
M 3	at Auburn (SEC Network)	7 p.m.
M 6	Tennessee (ESPN)	5 p.m.
M 11-14	SEC Tournament (Nashville)	TBA

@ - South Padre Island Invitational

- SEC/Big East Challenge (Tampa, FL)

% - John R. Wooden Classic (Anaheim, CA)

COACHING FACTS

MISSISSIPPI STATE

Coach: Rick Stansbury

Record at MSU: 241-130, 12th year

Overall Record: Same

MISSISSIPPI VALLEY STATE

Coach: Sean Woods

Record at Mississippi Valley St.: 8-36, 2nd year

Career Record: 8-36, 2nd year

Statistical Comparison

<u>2009-10 Stats</u>	MSU	MVSU
2009-10 Record	10-2	1-11
Conference Record	0-0	0-0
Scoring	76.7	62.3
Scoring Defense	59.2	80.8
Scoring Margin	+17.5	-18.4
Field Goal Pct.	47.0	38.8
Opp.FG Pct.	35.8	48.9
3-Point FG Pct.	42.4	31.0
Opp. 3-Point FG Pct.	34.4	37.2
Free Throw Pct.	69.9	64.4
Opp. FT Pct.	64.2	71.4
Rebounding Average	42.4	30.9
Opp. Rebounding Avg.	32.8	40.8
Rebound Margin	+9.6	-9.9
Assists	13.7	11.3
Turnovers	13.8	16.3
Turnover Margin	-3.2	-0.7
Steals	5.3	8.3
Blocked Shots	8.4	2.0

Statistical Leaders

Scoring

MSU	PPG	MVSU	PPG
Johnson.....	14.8	Cheeks.....	11.0
Varnado.....	13.7	Behling.....	9.7

Rebounding

MSU	RPG	MVSU	RPG
Varnado.....	10.6	Behling.....	4.9
Augustus.....	6.1	Newsome.....	4.1

Assists

MSU	APG	MVSU	APG
Bost.....	5.5	Burwell.....	2.5
Stewart.....	2.8	Cheeks.....	1.8

Blocks

MSU	BPG	MVSU	BPG
Varnado.....	5.2	Studivant.....	0.5
Augustus.....	1.0	Holmes.....	0.5

Steals

MSU	SPG	MVSU	SPG
Turner.....	1.4	Behling.....	2.0
Bost.....	1.2	Jackson.....	0.9

Field Goal Percentage (50 minimum)

MSU	FG%	MVSU	FG%
Varnado.....	61.3	Holmes.....	53.8
Johnson.....	53.6	Jackson.....	45.3

3-Point FG Percentage (40 minimum)

MSU	3FG%	MVSU	3FG%
Johnson.....	48.7	Cheeks.....	38.6
Bost.....	44.3	Behling.....	23.3

Free Throw Percentage (25 minimum)

MSU	FT%	MVSU	FT%
Augustus.....	84.8	Behling.....	76.9
Bost.....	77.1	Cheeks.....	60.0

MSTATE 17-2 AGAINST SWAC FOES

Entering Monday's showdown against Mississippi Valley State, the Bulldogs are 17-2 against the 10 teams that currently comprise the Southwestern Athletic Conference.

Mississippi State has played every league foe except Grambling State and Southern.

The two most common teams MSU has played are Alabama A&M (4-0) and Alcorn State (2-2), while the last SWAC opponent the Bulldogs faced was Alabama State last year, a game MSU won 76-67 in Starkville.

MSU against the SWAC (MSU leads, 17-2)

<u>Opponent</u>	<u>Record Against</u>	<u>Opponent</u>	<u>Record Against</u>
Alabama A&M	4-0	Mississippi Valley State	2-0
Alabama State	2-0	Prairie View	1-0
Alcorn State	2-2	Texas Southern	1-0
Jackson State	3-0	Arkansas-Pine Bluff	2-0

MSU ENJOYS MORE NON-CONFERENCE SUCCESS

Including last year's 10-6 ledger against non-conference foes coupled with this year's 10-2 mark, MSU has compiled a dominant 131-41 (.762) record against non-conference opponents during the **Rick Stansbury** era (since 1998-99), including a 123-32 (.794) regular-season.

MISSISSIPPI STATE'S RECORD WHEN . . .

During the **Rick Stansbury** era, the Bulldogs are: 191-27 when leading at halftime (9-0 this year); 169-32 (7-0) when shooting 45 percent or better from the field; 200-61 (10-0) when the opposition shoots less than 45 percent from the field; 193-69 (9-1) when out-rebounding or tying opponents; and 148-26 (8-1) when holding opponents to 65 points or less.

DECEMBER DOMINANCE UNDER STANSBURY

Including last year's 3-3 mark coupled with this year's 5-0 record, the Bulldogs are 70-15 (.824) in the month of December since **Rick Stansbury** was named head coach.

Dating back to the 1987-88 season when Richard Williams was overseeing the program, Mississippi State owns a composite ledger of 128-39 (.766) in December.

STEWART, VARNADO CLOSING IN ON MILESTONES

From 2000-03, Derrick Zimmerman played in 127 games. From 1980-83, Kalpatrick Wells started 110 games.

Both are school records. Both are likely to fall later this year.

Currently, **Jarvis Varnado** has played in 117 and has drawn 95 starts, while fellow senior **Barry Stewart** has appeared in 117 games with 82 starts to his credit.

Stewart is also likely to break Jeff Malone's minutes-played record of 3,851. He currently has 3,603 and needs to average around 13 minutes for the rest of the regular season to set a new mark. Currently, he's averaging 33.6 minutes through the first 12 games.

RAINING 3s . . . AGAIN

Last year, Mississippi State set a single-season record with 296 made 3-pointers. Already, the Bulldogs are ahead of that pace.

MSU has connected on 126 of its 297 attempts through the first 12 games. In comparison, State was 78 of 225 through the first 12 games last year. If the pace continues, the Bulldogs will finish with 326 in just the regular season.

Raven Johnson leads MSU with 38 3-pointers on 78 attempts and is on pace to finish with 98, which would be a single-season record. Darryl Wilson currently holds the top two spots with 97 in 1996 and 94 in 1995.

Through 12 games a year ago, he was 26 of 51 and led the nation in percentage.

MISSISSIPPI STATE BY THE NUMBERS

GAME-BY-GAME SPECIALTY STATS (MSU First)

<u>Opponent</u>	<u>Bench</u>	<u>Paint</u>	<u>Off TO</u>	<u>2nd Chance</u>	<u>Fast Break</u>
Rider	12/13	30/36	3/20	8/13	4/8
SE Louisiana	12/22	30/28	16/10	17/4	4/2
Bethune-Cookman	18/26	32/22	19/17	11/2	4/2
UT-Pan Am	22/20	36/20	9/9	14/8	2/4
Richmond	8/7	21/22	10/14	22/4	0/2
Old Dominion	3/9	16/28	16/10	12/11	2/4

St. Bonaventure	26/30	34/34	17/10	10/7	2/2
DePaul	23/5	20/16	20/9	13/9	2/6
UCLA	15/12	26/26	9/11	7/13	7/15
Wright State	17/7	22/10	19/18	5/17	5/3
Houston	3/9	22/20	5/18	11/9	3/9
Centenary	31/21	28/14	18/4	20/3	8/2

MVSU
San Diego
Western Kentucky
Ole Miss
Arkansas
Georgia

Alabama
Arkansas
LSU
Vanderbilt
Florida
Ole Miss

Auburn
Kentucky
LSU
Alabama
South Carolina
Auburn
Tennessee

SEC Tournament
NCAA Tournament

GAME-BY-GAME LEAD/DEFICIT

<u>Opponent</u>	<u>Largest Lead</u>	<u>Largest Deficit</u>	<u>Final Score</u>
Rider	11-2, 11:57 (1st)	82-69, 1:54 (2nd)	L, 88-74
SE Louisiana	79-61, 1:19 (2nd)	Never trailed	W, 82-67
Bethune-Cookman	67-45, 1:29 (2nd)	16-15, 8:37 (1st)	W, 67-51
UT-Pan Am	75-50, 0:21 (2nd)	Never trailed	W, 75-50
Richmond	62-57, 2:07 (2nd)	18-4, 11:52 (1st)	L, 63-62
Old Dominion	69-55, 0:12 (2nd)	4-0, 17:13 (1st)	W, 69-55

St. Bonaventure	105-50, 2:20 (2nd)	Never trailed	W, 105-53
DePaul	61-30, 9:15 (2nd)	Never trailed	W, 76-45
UCLA	45-21, 19:07 (2nd)	Never trailed	W, 72-54
Wright State	59-52, 15:10 (2nd)	Never trailed	W, 80-69
Houston	43-34, 10:00 (2nd)	24-15, 9:29 (1st)	W, 70-64
Centenary	84-41, 5:07 (2nd)	7-6, 15:47 (1st)	W, 88-51

MVSU
San Diego
Western Kentucky
Ole Miss
Arkansas
Georgia

Alabama
Arkansas
LSU
Vanderbilt
Florida
Ole Miss

Auburn
Kentucky
LSU
Alabama
South Carolina
Auburn
Tennessee

SEC Tournament
NCAA Tournament

2009-10 Bulldog Bites

AS THE MEN DO, SO DO THE WOMEN

●While the Mississippi State men led the SEC and was second in the nation in blocked shots (7.5) per outing last year, the Lady Bulldogs (6.2) finished tops in the SEC and fifth nationally. Jarvis Varnado leads the nation with 165 and Lady Bulldog standout Chanel Mokango was ninth with 97. MSU was the only BCS school where the men and the women led their conference in blocked shots.

MAKING THE 3S OFF THE COURT

●In the spring, MSU not only excelled on the court, it put up impressive numbers in the classroom, too. The 16 players on the roster posted an overall GPA of 2.68, the second-highest average in two years. Seven players finished with a GPA of 3.0 or better, while two had a 4.0.

OVERCOMING MAJOR DEFICITS

●Three times last year, MSU has rallied from double-digit deficits – Arkansas (15) and South Carolina twice (10 both times) . The most a Rick Stansbury-coached team has battled back from is 20 (Kentucky, 1-5-02).

ALL-TIME WINNINGEST SEC COACHES

1. Adolph Rupp, UK	875
2. Dale Brown, LSU	448
T3. C.M Newton, Bama/Vandy	340
T3. Harry Rabenhorst, LSU	340
4. Billy Donovan, UF	318
T5. Tubby Smith, UG/UK	308
17. Rick Stansbury, MSU	241
20. Mark Gottfried, Bama	212
26. Kevin Stallings, Vandy	196
T29. Babe McCarthy, MSU	169
T29. Emmett Lowery, UT	160
31. Bonnie Graham, UM	144

ALL-TIME SEC DIVISIONAL TITLES

1. Tubby Smith, UK	7
T2. Rick Stansbury, MSU	4
T2. Billy Donovan, UF	4
T2. Nolan Richardson, AR	4
T2. Rick Pitino, UK	4

MISSISSIPPI STATE BY THE NUMBERS

MSU'S 2008-09 RECORD WHEN . . .

Leads at Halftime	9-0
Trails at Halftime	0-2
Is Tied at Halftime	1-0
Shoots 45% or better from the field	7-0
Shoots less than 45% from the field	3-2
Opp. shoots less than 45% from the field	10-0
Opp. shoots 45% or better from the field	0-2
Outrebounds (or ties) the opponent	9-1
Outrebounded by the opponent	1-1
Fewer (or ties) TOs than opponent	3-1
More TOs than opponent	7-1
Holds opponents to 65 points or less	8-1
In games decided by 10 points or less	1-1

MSU'S 2008-09 RECORD IN . . .

All Games	10-2
Home Games	5-1
Road Games	1-0
Neutral-sites	4-1
Non-SEC Games	10-2
Non-SEC Home Games	5-1
Non-SEC Road Games	1-0
Non-SEC Neutral-site Games	4-1
SEC Games	0-0
SEC Home Games	0-0
SEC Road Games	0-0
SEC Tournament	0-0
Games vs. SEC Western Division	0-0
Games vs. SEC Eastern Division	0-0
November Games	4-2
December Games	6-0
January Games	0-0
February Games	0-0
March Games	0-0
Monday Games	0-0
Tuesday Games	2-0
Wednesday Games	1-0
Thursday Games	2-0
Friday Games	0-2
Saturday Games	5-0
Sunday Games	0-0
Overtime Games	0-0
Television Games	4-1
Games vs. Ranked Opponents	0-0

MISC. 2008-09 TEAM STATS

Largest Lead Surrendered in Loss:

9, vs. Rider (11-13-09)

Largest Deficit Overcome in Win:

9, at Houston (12-19-09)

Largest Lead at Anytime:

55, vs. St. Bonaventure (12-5-09)

Largest Deficit Anytime:

14, vs. Rider (11-13-09) & Richmond (11-27-09)

MISCELLANEOUS MSU INDIVIDUAL STATISTICS

Games Scoring in Double Figures: Johnson 11, Varnado 10, Stewart 10, Bost 8, Augustus 4, Osby 2, Turner

Games Scoring 20-plus Points: Varnado 2, Johnson 2, Stewart, Bost

Games Rebounding in Double Figures: Varnado 6, Augustus, Turner

Games With Double Figures in Assists: Bost

Games With Double-Doubles: Varnado 5, Turner

Games As Team's High Scorer (or co-leader): Johnson 7, Varnado 4, Bost 3, Stewart 2

Games As Team's High Rebounder (or co-leader): Varnado 9, Turner 2, Augustus, Bost

Games As Team's Leader in Assists (or co-leader): Bost 10, Stewart 2, Turner

Games As Team's Leader in Steals (or co-leader): Turner 6, Bost 4, Varnado 2, Augustus 2, Johnson, Benock, Stewart

Games As Team's Leader in Turnovers (or co-leader): Bost 5, Varnado 2, Osby 2, Turner, Johnson, Stewart, Benock, Riek

MSU'S RECORD BY STARTING LINEUP

Bost, Stewart, Johnson, Varnado, Augustus 7-2

Bost, Stewart, Johnson, Varnado, Turner 3-0

GAME-BY-GAME STARTERS

<u>Opponent</u>	<u>Date</u>	<u>Guard</u>	<u>Guard</u>	<u>Guard</u>	<u>Forward</u>	<u>Forward</u>	<u>Record</u>
Rider	11/13/09	Bost	Stewart	Johnson	Augustus	Varnado	0-1
SE Louisiana	11/19/09	Bost	Stewart	Johnson	Turner	Varnado	1-1
Bethune-Cookman	11/21/09	Bost	Stewart	Johnson	Turner	Varnado	2-1
UT-Pan Am	11/24/09	Bost	Stewart	Johnson	Turner	Varnado	3-1
Richmond	11/27/09	Bost	Stewart	Johnson	Augustus	Varnado	3-2
Old Dominion	11/28/09	Bost	Stewart	Johnson	Augustus	Varnado	4-2
St. Bonaventure	12/05/09	Bost	Stewart	Johnson	Augustus	Varnado	5-2
DePaul	12/10/10	Bost	Stewart	Johnson	Augustus	Varnado	6-2
UCLA	12/12/09	Bost	Stewart	Johnson	Augustus	Varnado	7-2
Wright State	12/16/09	Bost	Stewart	Johnson	Augustus	Varnado	8-2
Houston	12/19/09	Bost	Stewart	Johnson	Augustus	Varnado	9-2
Centenary	12/22/09	Bost	Stewart	Johnson	Augustus	Varnado	10-2
MVSU	12/28/09						
San Diego	12/31/09						
Western Kentucky	1/04/10						
Ole Miss	1/09/10						
Arkansas	1/14/10						
Georgia	1/16/10						
Alabama	1/23/10						
Arkansas	1/28/10						
LSU	1/30/10						
Vanderbilt	2/03/10						
Florida	2/06/10						
Ole Miss	2/11/10						
Auburn	2/13/10						
Kentucky	2/16/10						
LSU	2/20/10						
Alabama	2/24/10						
South Carolina	2/27/10						
Auburn	3/03/10						
Tennessee	3/06/10						
SEC Tournament							
NCAA Tournament							

Win-Loss Differential

Diff.	1	2	3	4	5	6	7	8	9	10	11	12	13	14	15	16	17	18	19	20	21	22	23	24	25+
Won						1					1		1	1	1		1								4
Lost	1												1												

2009-10 MISSISSIPPI STATE ROSTER

National Polls

(Dec. 21, 2009)

Associated Press

1. Kansas
2. Texas
3. Kentucky
4. Purdue
5. Syracuse
6. West Virginia
7. Duke
8. Villanova
9. Michigan State
10. North Carolina
11. Connecticut
12. Kansas State
13. New Mexico
14. Georgetown
15. Ole Miss
16. Tennessee
17. Ohio State
18. Florida
19. Texas A&M
20. Butler
21. Temple
22. Washington
23. Texas Tech
24. Clemson
25. Gonzaga

USA Today/ESPN

1. Kansas
2. Texas
3. Kentucky
4. Purdue
5. Syracuse
6. West Virginia
7. Duke
8. Villanova
9. Michigan State
10. North Carolina
11. Connecticut
12. New Mexico
13. Georgetown
14. Tennessee
15. Kansas State
16. Butler
17. Ohio State
18. Florida
19. Washington
20. UNLV
21. Ole Miss
22. Georgia Tech
23. Clemson
24. Gonzaga
25. Temple

No.	Name	Pos.	Ht.	Wt.	Yr.	Exp.	Hometown (Prev School)
1	Renardo Sidney	F	6-10	270	Fr.	HS	Jackson, MS (Fairfax [CA])
2	Ravern Johnson	G	6-7	175	Jr.	2L	Lyon, MS (Coahoma County HS)
3	Dee Bost	G	6-2	170	So.	1L	Concord, NC (Hargrave Military Academy)
4	Twany Beckham*	G	6-5	190	So.	1L	Louisville, KY (New Hampton [NH] School)
5	Romero Osby	F	6-8	230	So.	1L	Meridian, MS (Northeast Lauderdale HS)
10	Shaun Smith	G	6-6	195	Fr.	HS	Brooksville, MS (Noxubee County HS)
12	Charles Parker	G	5-10	154	Fr.	HS	McKinney, TX (McKinney HS)
15	Riley Benock	G	6-4	180	Jr.	2L	Battletown, KY (Meade County HS)
20	Taylor Luczak	F	6-8	220	So.	1L	Glens Falls, NY (Glen Falls HS)
21	Baxter Price	G	5-9	145	Fr.	HS	Brandon, MS (Northwest Rankin HS)
22	Barry Stewart	G	6-3	170	Sr.	3L	Shelbyville, TN (Shelbyville Central HS)
24	Kodi Augustus	F	6-8	220	Jr.	2L	Baton Rouge, LA (Maine Central Institute)
25	Phil Turner	G	6-3	170	Jr.	2L	Grenada, MS (Grenada HS)
30	Wendell Lewis	C	6-8	240	Fr.	HS	Selma, AL (Selma HS)
32	Jarvis Varnado	F	6-9	230	Sr.	3L	Brownsville, TN (Haywood HS)
33	Brandon Bolen*	G	6-3	195	Jr.	2L	Madison, MS (Madison-Ridgeland Academy)
45	Elgin Bailey	F	6-8	265	Jr.	2L	New Orleans, LA (Belaire HS)
50	John Riek	F	7-1	242	Fr.	HS	Khartoum, Sudan (IMG Academy [FL])

* Is redshirted this year.

COACHING STAFF

Head Coach: Rick Stansbury**Assistant Coach:** Robert Kirby**Assistant Coach:** Phil Cunningham**Assistant Coach:** Marcus Grant**Director of Operations:** Talvis Franklin

SUPPORT STAFF

Athletic Trainer: Scott Johnson**Strength & Conditioning:** Richard Akins**Basketball Media Relations Director:** Gregg Ellis

PRONUNCIATION GUIDE

Kodi Augustus: CO-dee**Twany Beckham:** TWAH-nee**Riley Benock:** BEE-knock**Ravern Johnson:** RAY-vern**Wendell Lewis:** WIN-dell**Taylor Luczak:** LOU-sack**Romero Osby:** Ro-mare-oh OZ-bee**John Riek:** REEK**Jarvis Varnado:** Vur-NAR-doe

AN INSIDE LOOK AT THE 2009-10 BULLDOGS

SQUAD BREAKDOWN

BY CLASS

Seniors (2):

Barry Stewart, Jarvis Varnado

Juniors (6)

Kodi Augustus, Elgin Bailey,
Riley Benock, Brandon Bolen,
Ravern Johnson, Phil Turner

Sophomores (4)

Twany Beckham, Dee Bost,
Taylor Luczak, Romero Osby

Freshman (6)

Wendell Lewis, Charles Parker,
Baxter Price, John Riek,
Renardo Sidney, Shaun Smith

BIRTHDAYS

Barry Stewart (Feb. 4, 1988)
Jarvis Varnado (March 1, 1988)
Brandon Bolen (March 21, 1988)

Romero Osby (May 7, 1990)

Riley Benock (June 7, 1989)

Charles Parker (June 30, 1990)

Ravern Johnson (July 21, 1988)

Wendell Lewis (Sept. 21, 1989)

Dee Bost (Oct. 12, 1989)

Taylor Luczak (Oct. 15, 1988)

Elgin Bailey (Oct. 20, 1987)

Phil Turner (Oct. 27, 1987)

John Riek (Nov. 1, 1989)

Kodi Augustus (Nov. 2, 1987)

Baxter Price (Nov. 4, 1990)

Twany Beckham (Nov. 14, 1988)

Shaun Smith (Nov. 19, 1990)

Renardo Sidney (Dec. 6, 1989)

Rick Stansbury (Dec. 23, 1959)

SQUAD BREAKDOWN BY

STATE

Mississippi (7)

Brandon Bolen, Ravern Johnson,

Romero Osby, Baxter Price,
Renardo Sidney, Shaun Smith
Phil Turner

Tennessee (2)

Barry Stewart, Jarvis Varnado

Kentucky (2)

Twany Beckham, Riley Benock

Louisiana (2)

Kodi Augustus, Elgin Bailey

Alabama (1)

Wendell Lewis

North Carolina (1)

Dee Bost

New York (1)

Taylor Luczak

Texas (1)

Charles Parker

GENERAL INFORMATION

Location: _____ Starkville, Mississippi
 Founded: _____ February 28, 1878
 Enrollment: _____ 18,601
 Conference: _____ SEC (Western Division)
 Nickname: _____ Bulldogs
 Colors: _____ Maroon (PMS 202) & White
 Arena: _____ Humphrey Coliseum (10,500)
 President: _____ Dr. Mark E. Keenum
 Director of Athletics: _____ Greg Byrne
 Faculty Representative: _____ Dr. Steven C. Turner

BASKETBALL HISTORY

First Year of Basketball: _____ 1908-09
 Number of Seasons: _____ 98th
 All-Time Record: _____ 1,258-1,046
 All-Time SEC Record: _____ 525-675
 Total Number of Head Coaches: _____ 18
 Humphrey Coliseum Record: _____ 346-132
 20-Win Seasons: _____ 14
 NCAA Tournament Appearances: _____ 10
 NCAA Tournament Record: _____ 11-10
 NCAA Tournament Final Fours: _____ 1
 (1996, lost to Syracuse 77-69 in semis)
 NIT Appearances: _____ 6
 NIT Record: _____ 6-6
 NIT Final Fours: _____ 1
 (2007, lost 63-62 to West Virginia in semis)
 SEC Championships: _____ 6
 (2004, 1991, 1963, 1962, 1961, 1959)
 SEC Tournament Championships: _____ 3
 (2009, 2002 and 1996)
 SEC Tournament Record: _____ 25-46
 SEC Western Division Titles: _____ 6
 (2008, 2007, 2004, 2003, 1996, 1995)

BASKETBALL STAFF

Head Coach: _____ Rick Stansbury
 Alma Mater, Year: _____ Campbellsville, 1982
 Record at MSU/Years: _____ 241-130/12
 Career Record/Years: _____ 241-130/12
 Phone: _____ 662-325-3800
 Assistant Coach: _____ Robert Kirby
 Assistant Coach: _____ Phil Cunningham
 Assistant Coach: _____ Marcus Grant
 Director of Operations: _____ Talvis Franklin
 Video Coordinator: _____ Bennie Ashford
 Strength Coach: _____ Richard Akins
 Athletic Trainer: _____ Scotty Johnson
 Administrative Asst.: _____ Suzanne Cook
 Media Relations Contact: _____ Gregg Ellis
 Office Phone: _____ 662-325-3595
 Cell Phone: _____ 662-322-0145
 Fax: _____ 662-325-3654
 Email: _____ gellis@athletics.msstate.edu

TEAM INFORMATION

2008-09 Overall Record _____ 23-13
 2008-09 SEC Record _____ 9-7
 SEC Finish: _____ 3rd (Western Division)
 National Ranking: _____ n/a
 Starters Returning/Lost: _____ 5/0
 Letterwinners Returning/Lost: _____ 12/4
 Newcomers: _____ 6
 Roster (Sr./Jr./So./Fr.): _____ (2/6/4/6)

MSU KNOWS HOW TO WIN GAMES AT 'THE HUMP'

Over the course of the last decade, Mississippi State's Humphrey Coliseum has become a difficult venue for opposing teams. Since the 2006-07 season, the Bulldogs have posted a 44-12 mark for an .786 winning percentage. With a 13-5 mark last year, the Bulldogs have reached twin-digit home wins during each of coach Rick Stansbury's first 11 seasons at the MSU helm.

Mississippi State is now 140-34 (.805) overall at Humphrey Coliseum under Stansbury's direction, including a 65-23 (.739) SEC mark and a 75-11 (.872) record against non-conference opponents.

The Bulldogs have compiled a 35-season composite record of 346-132 (.724) at "The Hump" since Mississippi State's basketball facility opened prior to the 1975-76 campaign.

TRACKING MSU' HOME SUCCESS UNDER RICK STANSBURY

Season	Overall		SEC		Non-SEC	
	Record	Win %	Record	Win %	Record	Win %
1998-99	12-2	.857	6-2	.750	6-0	1.000
1999-00	10-4	.714	4-4	.500	6-0	1.000
2000-01	13-4	.765	6-2	.750	7-2	.778
2001-02	13-1	.929	7-1	.875	6-0	1.000
2002-03	12-2	.857	7-1	.875	5-1	.833
2003-04	12-2	.857	6-2	.750	6-0	1.000
2004-05	11-2	.846	6-2	.750	5-0	1.000
2005-06	11-5	.688	5-3	.625	6-2	.750
2006-07	16-3	.842	6-2	.750	10-1	.909
2007-08	12-3	.800	7-1	.875	5-2	.714
2008-09	13-5	.722	5-3	.667	8-2	.750
2009-10	5-1	.833	--	---	5-1	.833
11-Year Totals	140-34	.805	65-23	.739	75-11	.872

STANSBURY TEAMS IN THE SEC TOURNAMENT

SEC TOURNAMENT FINAL APPEARANCES SINCE 1998-99

Kentucky	5
Arkansas	4
Florida	4
MISSISSIPPI STATE	3
Alabama	1
Arkansas	1
Auburn	1
Georgia	1
Ole Miss	1
Tennessee	1

SEC TOURNAMENT SEMIFINAL APPEARANCES SINCE 1998-99

MISSISSIPPI STATE	6
Kentucky	6
LSU	6
Arkansas	5
Florida	5
Auburn	4
South Carolina	4
Alabama	2
Ole Miss	2
Tennessee	2
Vanderbilt	1
Georgia	1

TOP SEC TOURNAMENT RECORDS SINCE 1998-99

Kentucky	18-7
Florida	16-8
MISSISSIPPI STATE	14-9
Arkansas	13-10
South Carolina	11-11
LSU	10-11
Alabama	8-11
Georgia	6-9
Auburn	6-11
Vanderbilt	6-11
Tennessee	6-11
Ole Miss	6-11

THE LAST TIME . . .

THE LAST TIME AN MSU PLAYER ...

Scored 30 or more points in a game:

31, Jarvis Varnado vs. LSU (2-11-09)

Scored 34 or more points in a game:

34, Charles Rhodes vs. Oregon (3-21-08)

Scored 35 or more points in a game:

36, Jeff Malone at Ole Miss (2-19-83)

Scored 37 or more points in a game:

39, Jeff Malone vs. Alabama (1-31-83)

Scored 40 or more points in a game:

40, Rickey Brown vs. Auburn (3-7-77)

Scored 20+ points in back-to-back games:

Jarvis Varnado (22 vs. Rider 11-13-09 and 20 vs. Southeastern Louisiana on 11-19-09).

Scored 20+ points in three-consecutive games:

Jarvis Varnado (21 vs. South Alabama; 23 vs. Cincinnati; 24 vs. Nicholls, 2008-09)

Scored 20+ points in five-consecutive games:

Jeff Malone, 1982-83 (11 consecutive)

Scored 30+ points in back-to-back games:

Jeff Malone (36 at Ole Miss & 30 vs. Georgia, 1982-83)

Scored 30+ points in three-consecutive games:

Jeff Malone (33 at LSU; 36 at Ole Miss & 30 vs. Georgia, 1982-83)

Made 10 or more field goals in a game:

10, Jarvis Varnado vs. LSU (2-11-09)

Made 11 or more field goals in a game:

11, Charles Rhodes vs. Auburn (2-27-08)

Made 12 or more field goals in a game:

12, Ravern Johnson vs. UCLA (12-12-09)

Made 13 or more field goals in a game:

13, Horatio Webster vs. SW Missouri St. (11-23-97)

Made 14 or more field goals in a game:

14, Cameron Burns at Georgia (1-17-90)

Made 15 or more field goals in a game:

16, Raymond Brown vs. Florida (3-2-85)

Attempted 20 or more field goals in a game:

20, Dietric Slater at Georgia (2-24-07)

Attempted 21 or more field goals in a game:

22, Timmy Bowers at Alabama (3-6-04)

Attempted 23 or more field goals in a game:

24, Horatio Webster vs. UT Martin (12-20-97)

Attempted 25 or more field goals in a game:

25, Chuck Evans at Alabama (3-6-93)

Attempted 26 or more field goals in a game:

26, Tony Watts at Ole Miss (2-22-92)

Attempted 27 or more field goals in a game:

28, Jeff Malone vs. Vanderbilt (1-8-83)

Made six or more 3-pointers in a game:

6, Dee Bost vs. Old Dominion (11-28-09)

Made seven or more 3-pointers in a game:

7, Reginald Delk at Arkansas (3-1-06)

Made eight or more 3-pointers in a game:

8, Winsome Frazier vs. UMKC (11-23-04)

Attempted 11 or more 3-pointers in a game:

11, Barry Stewart at Alabama (2-21-09)

Attempted 12 or more 3-pointers in a game:

12, Jamall Edmonson vs. Kentucky (2-1-06)

Attempted 13 or more 3-pointers in a game:

15, Winsome Frazier vs. UMKC (11-23-04)

Attempted 16 or more 3-pointers in a game:

17, Darryl Wilson vs. Alabama (3-4-95)

Made 14 or more free throws in a game:

14, Charles Rhodes vs. Oregon (3-21-08)

Made 15 or more free throws in a game:

18, Rich Knarr vs. Auburn (2-19-73)

Attempted 17 or more free throws in a game:

17, Jarvis Varnado at Houston (12-19-09)

Attempted 18 or more free throws in a game:

18, Charles Rhodes vs. Oregon (3-21-08)

Attempted 19 or more free throws in a game:

19, Carl Nichols vs. SE La. (12-1-88)

Had 16 or more rebounds in a game:

16, Kodi Augustus at Houston (12-19-09)

Had 17 or more rebounds in a game:

17, Jarvis Varnado at Houston (12-19-09)

Had 18 or more rebounds in a game:

21, Wesley Morgan vs. SE La. (11-28-05)

Had 22 or more rebounds in a game:

23, Rickey Brown vs. Vanderbilt (12-6-79)

Had 24 or more rebounds in a game:

24, Wiley Peck vs. Alabama (1-27-79)

Had 10 or more offensive rebounds in a game:

10, Wesley Morgan vs. SE La. (11-28-05)

Had 10 or more defensive rebounds in a game:

11, Jarvis Varnado at Houston (12-19-09) & Kodi Augustus at Houston (12-19-09)

Had 12 or more defensive rebounds in a game:

12, Jarvis Varnado vs. Rider (11-13-09)

Had 10 or more assists in a game:

10, Dee Bost vs. Alabama (1-14-09)

Had 11 or more assists in a game:

11, Dee Bost vs. Wright State (12-16-09)

Had 14 or more assists in a game:

14, Gary Ervin vs. Florida A&M (12-20-04)

Had 15 or more assists in a game:

16, Chuck Evans at UMKC (2-23-93)

Had 10 or more turnovers in a game:

10, Charles Rhodes vs. Nicholls (11-11-06)

Had five or more blocks in a game:

5, Jarvis Varnado at Houston (12-19-09)

Had seven or more blocks in a game:

7, Jarvis Varnado vs. UCLA (12-12-09)

Had eight or more blocks in a game:

8, Jarvis Varnado vs. Texas-PA (11-24-09)

Had nine or more blocks in a game:

9, Jarvis Varnado vs. La. Monroe (11-17-08)

Had 10 or more blocks in a game:

10, Jarvis Varnado vs. Kentucky (1-15-08)

Had 10+ blocks in two consecutive games:

Jarvis Varnado (10 vs. Georgia & 10 vs. Kentucky, 2007-08)

Had five or more steals in a game:

5, Barry Stewart vs. Alabama (3-14-08)

Had six or more steals in a game:

6, Phil Turner vs. South Carolina (2-18-09)

LAST TIME AN MSU TEAM...

Scored 100 or more points:

105 vs. St. Bonaventure (12-05-09)

Scored 100 or more points in an SEC game:

105 vs. Auburn (3-2-04)

Allowed 100 or more points:

115 at Arkansas (2-20-93)

Was held to 52 points or less:

52 vs. Washington St. (11-28-08)

Was held to 51 points or less:

49 vs. Southern Illinois (11-23-07)

Was held to 48 points or less:

36 vs. George Washington (12-8-96)

Held opponent to 60 points or less:

60 vs. Georgia SECT (3-12-09)

Held opponent to 57 points or less:

57 vs. LSU SECT (3-14-09)

Held opponent to 55 points or less:

51 vs. Centenary (12-22-09)

Held opponent to 50 points or less:

50 vs. Texas-Pan American (11-24-09)

Held opponent to 45 points or less:

45 vs. DePaul (12-10-09)

Held opponent to 39 points or less:

39 at LSU (1-9-08)

Shot 50 percent or better from the field:

.500 [30-60] vs. Centenary (12-22-09)

Shot 55 percent or better from the field:

.59.7 [37-62] vs. St. Bonaventure (12-05-09)

Shot 60 percent or better from the field:

.630 [29-46] vs. Wright State (12-16-09)

Shot 65 percent or better from the field:

.660 [35-53] vs. Western Kentucky (1-5-09)

Was held to less than 35 percent from the field:

.333 [18-54] vs. Richmond (11-27-09)

Was held to less than 32 percent from the field:

.312 [24-77] vs. LSU (2-11-09)

Held opp. to 35 percent or less from the field:

.312 [24-77] at Houston (12-19-09)

Held opp. to 30 percent or less from the field:

.281 [18-64] vs. DePaul (12-10-09)

Opponent shot 50 percent or better:

.500 (22 of 44) vs. Richmond (11-27-09)

Made 35 or more field goals:

37 vs. St. Bonaventure (12-5-09)

Made 40 or more field goals:

40 vs. Auburn (3-2-04)

Attempted 70 or more shots from the field:

72 at Auburn (2-14-09)

Attempted 80 or more shots from the field:

80 at Alabama (2-21-09)

Attempted 40 or fewer shots from the field:

39 vs. Vanderbilt (2-12-05)

Made 10 or more 3-pointers:

10 vs. Southeastern Louisiana (11-19-09)

Made 12 or more 3-pointers:

12 vs. Wright State (12-16-09)

Made 13 or more 3-pointers:

14 vs. Centenary (12-22-09)

Made 16 or more 3-pointers:

16 vs. St. Bonaventure (12-05-09)

Did not make a 3-pointer:

[0-11] at Alabama (1-18-05)

Made just one 3-pointer:

vs. Southeastern Louisiana (11-28-05)

Made just two 3-pointers:

at Vanderbilt (1-21-06)

Attempted only 10 3-pointers:

10 vs. Alabama State (12-6-08)

Attempted six 3-pointers or less:

6 at Ole Miss (1-29-03)

Attempted 25 or more 3-pointers:

25 vs. Wright State (12-16-09)

Attempted 26 or more 3-pointers:

26 vs. South Carolina (2-18-09)

Attempted 27 or more 3-pointers:

27 vs. Centenary (12-33-09)

Attempted 35 or more 3-pointers:

39 at Alabama (2-21-09)

Made 30 or more free throws:

30 vs. Arkansas (1-15-05)

Made 40 or more free throws:

41 vs. LSU (2-11-09)

Made fewer than five free throws:

4 at Alabama (1-19-08)

Made fewer than four free throws:

1 at Kentucky (1-13-07)

THE LAST TIME (CONTINUED) . . .

Attempted 35 or more free throws:

35 vs. LSU SECT (3-15-09)

Attempted 40 or more free throws:

41 vs. Charlotte (11-29-06)

Made 50 or more free throws:

52 vs. LSU (2-11-09)

Attempted fewer than 10 free throws:

9 vs. Southern Illinois (11-23-07)

Had 50 or more rebounds:

50 vs. South Carolina SECT (3-13-09)

Had 55 or more rebounds:

58 vs. Troy (12-10-05)

Had 59 or more rebounds:

59 at Houston (12-19-09)

Had 20 or more assists:

20 vs. Centenary (12-22-09)

Had 21 or more assists:

22 vs. Auburn (2-27-08)

Had 25 or more assists:

25 vs. St. Bonaventure (12-05-09)

Had 20 or more turnovers:

20 vs. Washington St. (11-28-08)

Had 21 or more turnovers:

24 vs. St. Bonaventure (11-25-08)

Had 25 or more turnovers:

25 vs. UT Martin (11-17-07)

Had 26 or more turnovers:

31 at Kentucky (1-7-97)

Had fewer than 10 turnovers:

6 vs. LSU SECT (3-14-09)

Had fewer than five turnovers:

4 vs. La. Tech (11-10-07)

Had 10 or more blocked shots:

10 vs. St. Bonaventure (12-05-09)

Had 11 or more blocked shots:

11 at Alabama (2-21-09)

Had 13 or more blocked shots:

13 vs. Wright State (12-16-09)

Had 14 or more blocked shots:

14 vs. Texas-Pan American (11-24-09)

Had 16 or more blocked shots:

16 vs. Georgia (1-12-08)

Had 10 or more steals:

10 at Alabama (2-21-09)

Had 13 or more steals:

13 at Georgia (1-24-09)

Had 20 or more steals:

20 vs. Nicholls State (11-17-01)

Had 1 steal or less:

0 vs. Richmond (11-27-09)

BRYANT BECOMES FIRST MSU SIGNEE OF 2009-10 SIGNING CLASS

Mississippi State coach Rick Stansbury has announced his first signee of the 2009-10 class, standout guard Brian Bryant.

The 6-foot-3, 165-pound Albany, Ga., native is currently a sophomore at Northwest Florida State College, where he has guided his team to a 5-0 start and is averaging 20 points, 7.6 rebounds and 5.4 assists, while shooting 41 percent from 3-point territory.

Last year as a freshman, he was limited due to a hand injury.

Prior to enrolling at Northwest Florida, previously known as Okaloosa Walton, Bryant prepped four years at Dougherty High School, where he led his team to two regional titles and four playoff appearances.

As a senior, he averaged 29.6 points, 9.3 rebounds, 3.6 steals and 3.6 assists en route to garnering team MVP honors and earning Albany

Herald Play of the Year honors for the second-straight season.

He was also selected to play in the Georgia North-South All-Star Game.

"He is the complete package of talent, athleticism, character and work ethic," 13th-year Raiders coach Bruce Stewart said. "He is a winner."

Bryant chose MSU over Auburn and Southern Miss.

Bryant is the fifth NWF State College men's player to head to the SEC in the last three seasons, following in the footsteps of Auburn's Tay Waller and Johnnie Lett, Alabama's Charvez Davis and South Carolina's Johnndre Jefferson.

He's also the second player MSU signed from Northwest Florida, joining forward Branden Vincent, who played for the Bulldogs from 2003-04.

MISSISSIPPI STATE QUICK HITS

- ✓ Against St. Bonaventure two weeks ago, Mississippi State dished out 25 assists, the most since totaling the same against Loyola-Marymount on 12-19-07.
- ✓ The Bulldogs are aiming for their first 11-2 start since starting 14-2 in 2004-05.
- ✓ Currently, **Jarvis Varnado** is fourth all-time in the NCAA record books in regards to blocked shots with 456. Listed below are the players that are ahead of him.

Player	School	Blocks
1. Wojciech Mydra	Louisiana-Monroe	535
2. Adonal Foyle	Colgate	492
3. Tim Duncan	Wake Forest	481
4. Jarvis Varnado	Mississippi State	456
5. Alonzo Mourning	Georgetown	453
6. Tarvis Williams	Hampton	452
7. Ken Johnson	Ohio State	444
8. Deng Gai	Fairfield	442
9. Emeka Okafor	Connecticut	441
10. Lorenzo Coleman	Tennessee Tech	437



DID YOU KNOW . . .

Both of the Bulldogs' losses have come on Friday this year. Last season, MSU was 1-1 on Friday.

ALL-SEC & ALL-AMERICAN CANDIDATE

Jarvis Varnado



F • 6-9 • 230 • 3L
Brownsville, TN

- ✓ Tabbed reseason All-SEC.
- ✓ John R. Wooden Award finalist.
- ✓ Naismith Award finalist.
- ✓ Two-time defending SEC Defensive Player of the Year.
- ✓ Winner of 2009 Cellular South Howell Trophy.
- ✓ Is MSU's and the SEC's all-time leading shot blocker with 456.
- ✓ Led the nation in blocked shots the past two seasons and is tops now with 62.
- ✓ Is 79 blocks shy of the NCAA career record set by Wojciech Mydra.
- ✓ Became the 31st MSU player to score 1,000 points for a career against St. Bonaventure.
- ✓ His 854 rebounds rank 6th all-time.
- ✓ Leads MSU in rebounding (10.6, 2nd SEC) and is second in scoring (13.7, T19th SEC).

Season Highs

- **Points:** 22, Rider (11-13-09)
- **FGM:** 8, Rider (11-13-09)
- **FGA:** 11, 3 times (last: at Houston, 12-19-09)
- **FTM:** 8, SE Louisiana (11-19-09)
- **FTA:** 17, at Houston (12-19-09)
- **Rebs:** 17, at Houston (12-19-09)
- **Blocks:** 8, SE Louisiana (11-19-09)
- **Steals:** 3, SELA (11-19-09) & SBU (12-5-09)
- **Minutes:** 36, Rider (11-13-09)
- **Double-Doubles:** 6

Career Highs

- **Points:** 31, LSU (2-11-09)
- **FGM:** 10, 3 times (last: LSU, 2-11-09)
- **FGA:** 18, LSU (1-21-09)
- **FTM:** 11, LSU (1-21-09)
- **FTA:** 17, at Houston (12-19-09)
- **Rebs:** 17, twice: (last: at Houston 12-19-09)
- **Blocks:** 10, 3 times (last: Kentucky, 1-15-08)
- **Steals:** 4, Georgia (1-24-09)
- **Minutes:** 40, Alabama (3-14-08)
- **Double-Doubles:** 21


Jarvis' Team-By-Team Blocks

<u>Team</u>	<u>No.</u>	<u>Team</u>	<u>No.</u>	<u>Team</u>	<u>No.</u>
Alabama	16	Loyola Marymount	10	Richmond	1
Alabama State	12	LSU	27	Rider	7
Arkansas	24	McNeese State	4	St. Bonaventure	10
Auburn	18	Miami	11	San Diego	6
Bradley	3	Miami (OH)	5	South Alabama	15
Bethune-Cookman	4	Memphis	5	South Carolina	15
Centenary	11	Mississippi Valley State	1	Southeastern Louisiana	12
Charlotte	4	Missouri	5	Southern Illinois	2
Cincinnati	4	Murray State	3	Tennessee	13
Clemson	6	New Orleans	7	Tennessee-Martin	3
DePaul	3	Nicholls	9	Texas A&M Corpus Christi	5
Fairleigh Dickinson	8	North Alabama	7	Texas-Pan American	8
Florida	9	Vanderbilt	5	Texas Tech	4
Florida State	1	Washington	5	UC-Irvine	2
George Mason	4	Washington State	4	UCLA	7
Georgia	18	West Virginia	1	Wright State	6
Houston	8	Western Kentucky	1	<i>Most blocks Against..... LSU (27)</i>	
Kentucky	18	Winthrop	2	<i>Blocks vs. SEC..... 176</i>	
Louisiana Lafayette	5	Old Dominion	5	<i>Non-Conference blocks..... 280</i>	
Louisiana Monroe	9	Ole Miss	13		
Louisiana Tech	6	Oregon	4		

JARVIS VARNADO'S CAREER STATS

<u>Year</u>	<u>GP-GS</u>	<u>Min/Avg</u>	<u>FG-FGA</u>	<u>Pct</u>	<u>3FM-3GA</u>	<u>Pct</u>	<u>FT-FTA</u>	<u>Pct</u>	<u>Rebs</u>	<u>PF-D</u>	<u>Asst</u>	<u>TQ</u>	<u>Blk</u>	<u>Stl</u>	<u>Pts/Avg</u>
2006-07	35-13	473/13.5	75-116	.647	0-1	.000	24-45	.533	146-4.2	74-1	11	19	67	12	174/5.0
2007-08	34-34	968/28.5	109-170	.641	1-2	.500	50-100	.500	264-7.8	99-5	18	41	157	18	269/7.9
2008-09	36-36	1012/28.1	180-328	.549	0-1	.000	104-159	.654	317-8.8	83-2	28	60	170	22	464/12.9
2009-10	12-12	335/27.9	57-93	.613	0-0	.000	50-80	.625	127-10.6	20-0	9	20	62	9	165/13.7
TOTAL	117-95	2788/23.8	421-707	.595	1-4	.250	228-384	.594	854-7.3	276-8	66	140	456	61	1071/9.2

A LOOK AT THE ALL-STAR CANDIDATES

**Barry Stewart****G • 6-3 • 170****Shelbyville, TN**


- ✓ Currently ranks 12th all-time in scoring with 1,323 career points.
- ✓ His 12.1 scoring averages ranks third on the team.
- ✓ Is second with 33 assists.
- ✓ His 227 made 3-pointers leave him 31 shy of Darryl Wilson's 258 record.
- ✓ Has scored in double-digits 34 times the last two years and has scored 20-plus points nine times in career.

Season Highs

- **Points:** 21, Wright State (12-16-09)
- **FGM:** 8, Wright State (12-16-09)
- **FGA:** 12, twice (last: at Houston 12-19-09)
- **3GM:** 5, Wright State (12-16-09)
- **3GA:** 7, 4 times (last: Wright State, 12-16-09)
- **FTM:** 4, SE Louisiana (11-19-09)
- **FTA:** 5, DePaul (12-10-09)
- **Rebs:** 4, twice (last: Centenary 12-22-09)
- **Assists:** 7, St. Bonaventure (12-5-09)
- **Steals:** 2, Wright State (12-16-09)
- **Minutes:** 37, 3 times (last: at Houston 12-19-09)
- **Double-Doubles:** 0

Career Highs

- **Points:** 24, Missouri (12-30-07)
- **FGM:** 8, twice (last: Wright State 12-16-09)
- **FGA:** 19, Alabama (2-21-09)
- **3GM:** 6, Tennessee (2-2-08)
- **3GA:** 11, twice (last: USC, 11-13-09)
- **FTM:** 10, twice (last: LSU 3-14-09)
- **FTA:** 12, LSU (3-14-09)
- **Rebs:** 12, Florida (3-4-09)
- **Assists:** 7, twice (last: St. Bonaventure, 12-5-09)
- **Steals:** 5, Alabama (3-14-08)
- **Minutes:** 44, twice (last: LSU, 2-11-09)
- **Double-Doubles:** 2

**Dee Bost****G • 6-2 • 170****Concord, NC**


- ✓ After leading MSU with 156 assists last year, he's tops so far with 66 thanks to dishing out a career-high of 11 against Wright State.
- ✓ His 11.0 scoring clip is fourth on the team.
- ✓ His 44.3 percent 3-point accuracy is second on team (35-plus attempts).
- ✓ 27 made 3s are the second most on the team behind Ravern Johnson and the fifth most in the SEC.
- ✓ Has started all 48 games for MSU.

Season Highs

- **Points:** 25, Old Dominion (11-28-09)
- **FGM:** 8, Old Dominion (11-28-09)
- **FGA:** 13, Old Dominion (11-28-09)
- **3GM:** 6, Old Dominion (11-28-09)
- **3GA:** 9, Old Dominion (11-28-09)
- **FTM:** 5, twice (last: at Houston 12-19-09)
- **FTA:** 6, Rider (11-13-09)
- **Rebs:** 8, St. Bonaventure (12-5-09)
- **Assists:** 11, Wright State (12-16-09)
- **Blocks:** 1, DePaul (12-10-09)
- **Steals:** 2, 4 times (last: Centenary 12-22-09)
- **Minutes:** 39, Rider (11-13-09)
- **Double-Doubles:** 0

Career Highs

- **Points:** 25, Arkansas (2-7-09); Old Dominion (11-28-09)
- **FGM:** 9, Arkansas (2-7-09)
- **FGA:** 17, LSU (2-11-09)
- **3GM:** 6, Arkansas (2-7-09); Old Dominion (11-28-09)
- **3GA:** 9, Old Dominion (11-28-09)
- **FTM:** 10, LSU (2-11-09)
- **FTA:** 12, LSU (2-11-09)
- **Rebs:** 10, South Carolina (3-13-09)
- **Assists:** 11, Wright State (12-16-09)
- **Steals:** 4, San Diego (12-30-08)
- **Minutes:** 47, twice (last: Bama, 2-21-09)
- **Double-Doubles:** 2

**Ravern Johnson****G • 6-7 • 175****Lyon, MS**

- ✓ 38 made 3-pointers are the most on the team and second in SEC.
- ✓ Became the second player in MSU history to make 80-plus 3-pointers in a season by draining 83.
- ✓ Leads MSU in scoring at 14.8
- ✓ His 48.7 percent shooting accuracy from 3-point range is 2nd in SEC.
- ✓ Ranks 10th all-time at MSU with 128 made 3-pointers.

Season Highs

- **Points:** 29, UCLA (12-12-09)
- **FGM:** 12, UCLA (12-12-09)
- **FGA:** 15, UCLA (12-12-09)
- **3GM:** 5, twice (last: Centenary 12-22-09)
- **3GA:** 10, at Houston (12-19-09)
- **FTM:** 3, Centenary (12-22-09)
- **FTA:** 3, Centenary (12-22-09)
- **Rebs:** 7, UCLA (12-12-09)
- **Assists:** 3, twice (last: St. Bo (12-5-09)
- **Blocks:** 2, twice (last: Centenary 12-22-09)
- **Steals:** 2, Bethune-Cookman (11-21-09)
- **Minutes:** 38, at Houston (12-19-09)

Career Highs

- **Points:** 29, UCLA (12-12-09)
- **FGM:** 12, UCLA (12-12-09)
- **FGA:** 17, South Carolina (2-18-09)
- **3GM:** 6, Western Ky (1-5-09)
- **3GA:** 10, five times (last: at Houston 12-19-09)
- **FTM:** 4, four times (last: South Carolina 3-13-09)
- **FTA:** 5, Alabama State (12-6-08)
- **Rebs:** 8, Nicholls (12-22-08)
- **Assists:** 3, five times (last: St. Bonaventure, 12-05-09)
- **Blocks:** 2, 5 times (last: Centenary, 12-22-09)
- **Steals:** 2, three times (last: Bethune 11-21-09)
- **Minutes:** 44, Alabama (2-21-08)

A LOOK AT THE ALL-STAR CANDIDATES


Phil Turner
G • 6-3 • 170
Grenada, MS


- ✓ Seventh on team in scoring at 5.4.
- ✓ Tied for third with 59 rebounds.
- ✓ Leads MSU with 17 steals.
- ✓ Collected fifth-career double-double against SE Louisiana.
- ✓ Tied his career high with 14 rebounds vs. Southeastern Louisiana.

Season Highs

- **Points:** 10, SE Louisiana (11-19-09)
- **FGM:** 4, Bethune (11-21-09)
- **FGA:** 12, SE Louisiana (11-19-09)
- **3GM:** 2, twice (last: SE-LA, 11-19-09)
- **3GA:** 6, SE Louisiana (11-19-09)
- **FTM:** 3, Wright State (12-16-09)
- **FTA:** 4, Wright State (12-16-09)
- **Rebs:** 14, SE Louisiana (11-19-09)
- **Assists:** 5, DePaul (12-10-09)
- **Steals:** 3, Texas-Pan Am (11-24-09)
- **Minutes:** 34, SE Louisiana (11-19-09)
- **Double-Doubles:** 1

Career Highs

- **Points:** 18, Kentucky (2-3-09)
- **FGM:** 7, South Carolina (2-18-09)
- **FGA:** 13, Kentucky (2-3-09)
- **3GM:** 4, four times (last: Arkansas 2-7-09)
- **3GA:** 9, twice (last: Auburn, 2-14-09)
- **FTM:** 9, Nicholls (12-22-08)
- **FTA:** 12, Nicholls (12-22-08)
- **Rebs:** 14, twice (last: SE Louisiana 11-19-09)
- **Assists:** 5, DePaul (12-10-09)
- **Steals:** 6, South Carolina (2-18-09)
- **Minutes:** 47, Alabama (2-21-09)
- **Double-Doubles:** 5


Kodi Augustus
F • 6-8 • 220
Baton Rouge, LA

- ✓ Fifth in scoring with 9.3 average.
- ✓ Had a career-high three assists against Centenary.
- ✓ 18-straight made free throws streak snapped against St. Bonaventure.
- ✓ Second on team with 10 blocked shots.

Season Highs

- **Points:** 17, St. Bonaventure (12-5-09)
- **FGM:** 4, three times (last: St. Bonaventure, 12-5-09)
- **FGA:** 9, Rider (11-13-09)
- **3GM:** 3, St. Bonaventure (12-5-09)
- **3GA:** 4, twice (last: Wright St. 12-16-09)
- **FTM:** 8, Richmond (11-27-09); Old Dominion (11-28-09)
- **FTA:** 8, three times (last: St. Bonaventure, 12-5-09)
- **Rebs:** 16, at Houston (12-19-09)
- **Assists:** 3, Centenary (12-22-09)
- **Steals:** 2, twice (last: Wright State 12-16-09)
- **Blocks:** 5, Wright State (12-16-09)
- **Minutes:** 27, Wright State (12-16-09)
- **Double-Doubles:** 0

Career Highs

- **Points:** 19, Georgia (3-12-09)
- **FGM:** 6, twice (last, Georgia 3-12-09)
- **FGA:** 12, Texas Tech (11-29-08)
- **3GM:** 3, Georgia (3-12-09); St. Bonaventure (12-5-09)
- **3GA:** 4, Georgia (3-12-09); St. Bonaventure (12-5-09)
- **FTM:** 8, Richmond (11-27-09); Old Dominion (11-28-09)
- **FTA:** 8, three times (last: St. Bonaventure (12-05-09)
- **Rebs:** 16, at Houston (12-19-09)
- **Assists:** 3, Centenary (12-22-09)
- **Steals:** 2, Old Dominion (11-28-09)
- **Blocks:** 5, Wright State (12-16-09)
- **Minutes:** 27, twice (last: Wright St. 11-28-08)
- **Double-Doubles:** 0

THE REST OF THE TEAM

THE JUNIORS

45 • Elgin Bailey • F/C • 6-8 • 254 • New Orleans, LA

Bailey saw action in 27 games last year before dislocating his ankle against Florida. He still managed to finish second on the team in blocked shots with 26. Bailey finished the year averaging 3.9 points and 2.4 rebounds. He returned to the court against SE Louisiana but did not play against Bethune-Cookman. Scored his first point of the year on a free throw against Texas-Pan American and logged four minutes against Richmond and six against Old Dominion in South Padre. Hasn't played in the last six games and will likely apply for a medical redshirt.

15 • Riley Benock • G • 6-4 • 180 • Battletown, KY

He has seen action in all 12 games and is averaging 2.8 points and has collected six steals and dished out 12 assists. His best outing came against Centenary and St. Bonaventure, where he totaled 9 points on three 3-pointers on each occasion. He had two treys against DePaul and finished with six points. Had three points against UCLA in eight minutes. Did not score against Wright State or Houston. Hailing from the same high school as Mississippi State head coach Rick Stansbury, Riley saw action in all 36 games as a reserve. He averaged 2.3 points and 0.9 rebounds per outing. His 16 steals tied for fifth-most on the team. He is returning from foot surgery to repair a stress fracture over the offseason.

THE SOPHOMORES

4 • Twany Beckham • G • 6-5 • 190 • Louisville, KY

Beckham played in the last 32 games of last season and was one of MSU'S first players off the bench. He logged a total of 33 minutes in the SEC Tournament and averaged 1.5 points, 2.0 rebounds and dished out three assists. He finished the year averaging 1.6 points and 1.5 boards a game.

5 • Romero Osby • F • 6-8 • 230 • Meridian, MS

Has seen action in all 12 games this year games and is averaging 5.6 points and 3.0 boards. He's also tied for fourth with five blocks. Scored a season-high 13 points against DePaul to go along with his season-best seven rebounds. Had five points and five rebounds against St. Bonaventure and had eight points against Texas-Pan American. Against UCLA, he had two points and two rebounds. In his last outing against Wright State, he scored 10 points on 4-of-4 shooting, including a 2-of-2 mark beyond the arc. Played just two minutes at Houston, but in 17 minutes against Centenary he finished with 8 points on 3-of-5 shooting. Osby played in all 36 games for the Bulldogs as a true freshman last year. He scored a career-high 15 points against North Alabama. He also averaged 4.1 points and 2.6 boards per contest, while scoring in double-digits three times. Osby also finished fourth on the team with 12 blocks.

THE FRESHMEN

30 • Wendell Lewis • C • 6-8 • Selma, AL

Has seen action in all 12 games and had a career-high 7 points against St. Bonaventure, while tying his career of five rebounds (Bethune-Cookman). He is currently averaging 2.4 points and 2.3 rebounds. In 14 minutes against DePaul, he hauled in four rebounds. He had four points and a rebound against UCLA. Totaled 4 points and 2 boards against Wright State but didn't play in the second half due to a slightly sprained ankle. Scored one point against Houston in four minutes and had two points against Centenary in eight minutes. Signed in April, Lewis chose MSU over SEC rivals Auburn, Georgia, Alabama and Ole Miss. He was selected to compete in the Mississippi-Alabama All-Star game. As a McDonald's All-American nominee, Lewis was ranked as the 27th best center by ESPN. While earning team MVP honors his senior year, he led the team in points (16.5), rebounds (11.2) and blocks (3).

50 • John Riek • F • 7-1 • 242 • Khartoun, Sudan

After sitting out an NCAA-mandated nine game suspension to start the year, John Riek saw his first action against Wright State, but logged just one minute of play. He traveled for the first time to Houston, but did not play. Saw his most significant action against Centenary, where he totaled six points and grabbed seven rebounds in just eight minutes. The final member of the MSU recruiting class, Riek inked his commitment to the Bulldogs in May of 2009. With enhanced shot-blocking and rebounding skills, he made a name for himself at the LeBron Skill Academy where he scored 18 points in 24 minutes. His 7 foot, 8 ½ inch wingspan made him the top-rated center by Rivals.com in the class of 2008.

10 • Shaun Smith • G • 6-6 • 195 • Brooksville, MS

The first member of the 2009 MSU signing class, the heralded All-State member from Noxubee County is known for his athleticism and ball-handling skills. Ranked the 23rd best shooting guard in the country by Scout.com, Smith inked his next four years with Bulldog basketball on his birthday. As a senior, he averaged 25.1 points, 5.8 rebounds and 2.2 steals.

1 • Renardo Sidney • G • 6-10 • 260 • Jackson, MS

Is waiting to be cleared to play by the NCAA. One of MSU's most highly touted recruits, Sidney brings numerous accolades including McDonald's All American selection, USA Junior National Select Team inclusion as well as Naismith High School Player of the Year finalist. He was also tabbed Co-MVP at the Jordan Brand Classic at the famous Madison Square Garden in New York City. Sidney made his national impression at the McDonald's All-Star game where he scored 11 points while grabbing 6 rebounds.

EXHIBITION 1 — OCT. 31, 2009

Mississippi State	82
Oklahoma City	54

Humphrey Coliseum • 2 p.m.
Starkville, MS

STARKVILLE, Miss. — Junior Raven Johnson's 23 points sparked a convincing 82-54 win by 18th-ranked Mississippi State against Oklahoma City in the exhibition opener for both teams at Humphrey Coliseum.

Johnson drained 6-of-10 three-pointers, shot 8-of-15 from the floor and grabbed five rebounds.

Three other Bulldogs recorded double-digit efforts in the win, led by junior Kodi Augustus' 16 points. Sophomore Dee Bost joined senior Barry Stewart by scoring 11 points, while Bost added 6 assists.

All-SEC senior Jarvis Varnado grabbed 11 rebounds, notched 8 points and blocked 4 shots. Freshman Wendell Lewis continued his impressive preseason performance by claiming 8 rebounds in just 13 minutes.

OCU point guard Chris Brown led the game with 24 points.

The Bulldogs struggled with their opponents in the first half, but never trailed in the game. After scoring the first eight points, State saw two free-throws from OCU's Brown spark a 10-0 run that pulled the game within a point. At the break, MSU led 38-33 half.

Oklahoma City

Player	FG	3FG	FT	RB	PF	PT	A	Min
Phillips f	2-8	1-2	0-0	5	1	5	1	34
Williams c	0-4	0-0	0-1	3	4	0	1	14
Brown g	9-23	0-1	6-8	6	3	24	0	36
Graham g	3-6	0-2	0-0	4	1	6	2	34
Bingham g	4-13	2-7	1-1	3	1	11	0	34
Cuevas	0-0	0-0	0-0	1	1	0	1	6
Ennis	0-0	0-0	0-0	0	0	0	0	1
McKnight	1-2	0-0	0-0	0	2	2	1	11
Nicholson	2-3	0-0	0-0	2	2	4	0	14
James	1-3	0-0	0-1	4	3	2	1	16
TOTALS	22-62	3-12	7-11	32	18	54	7	200

Mississippi State

Player	FG	3FG	FT	RB	PF	PT	A	Min
Augustus f	6-11	1-6	3-4	5	3	16	0	25
Varnado c	3-6	0-0	2-4	11	1	8	2	27
Johnson g	8-15	6-10	1-1	5	1	23	2	34
Bost g	3-8	2-5	3-3	3	2	11	6	28
Stewart g	3-8	3-7	2-2	5	3	11	2	31
Osby	4-8	1-2	0-0	5	2	9	3	21
Smith	0-2	0-0	0-0	1	3	0	4	14
Parker	0-0	0-0	0-0	0	0	0	0	1
Luczak	0-0	0-0	0-0	1	0	0	0	2
Price	0-0	0-0	0-1	1	0	0	1	1
Lewis	2-4	0-0	0-3	8	2	4	0	13
Bolen	0-1	0-0	0-0	1	0	0	0	3
TOTALS	29-63	13-30	11-14	47	17	82	19	200

Halftime: MSU 38, OCU 33. FG%: MSU 46.0%, OCU 35.5%. 3FG%: MSU 43.3%, OCU 25.0%. FT%: MSU 78.6%, OCU 63.6%. Turnovers: MSU 14 (Varnado, Johnson 3 4), OCU 12 (James 3). Blocked Shots: MSU 6 (Varnado 4), OCU 2 (Phillips, Williams 1). Steals: MSU 3 (Bost 2), OCU 3 (Three with 1). Officials: Tom Eades, Bruce Benedick, James Williams. Attendance: 2,938.

EXHIBITION 2 — Nov. 7, 2009

Mississippi State	90
Georgetown College	70

Humphrey Coliseum • 2 p.m.
Starkville, MS

STARKVILLE, Miss. — Junior forward Kodi Augustus scored 16 points and grabbed 11 rebounds to pace 18th-ranked Mississippi State to a 90-70 win against Georgetown College.

MSU completed its two-game exhibition slate having never trailed in either game.

Augustus connected on 6-of-9 shots from the floor and all three of his free throws. All-SEC senior Jarvis Varnado totaled 17 points, 9 rebounds and 5 blocks.

Also scoring in double-digits were sophomore point guard Dee Bost with 14 points to go along with his 8 assists, while Phil Turner totaled 12 points.

Pacing the game in scoring was Georgetown's Eddie Gray with 19.

State jumped out to an early eight-point lead in the game's first 10 minutes. The Tigers responded with a six-point run capped by two consecutive treys from Vincent Crutcher to pull within two points with 8:50 left in the half. The Bulldogs responded in a big way, finishing the half on a 23-5 run sparked by a Varnado pass resulting in a dunk from Augustus. MSU led 41-22 at the break.

Georgetown College

Player	FG	3FG	FT	RB	PF	PT	A	Min
Moses	9-19	0-0	0-0	10	2	18	1	37
Pearson	3-6	0-0	0-0	5	5	6	1	13
Gray	6-11	2-4	5-5	5	2	19	2	37
Walls	1-4	1-4	0-0	1	1	3	0	18
Byron	0-8	0-1	0-0	2	4	0	2	11
Hamilton	0-1	0-1	0-0	1	0	0	0	3
Boggs	1-2	1-1	0-0	0	1	3	1	6
Saxton	4-5	1-2	1-1	2	1	10	2	25
Ferguson	1-4	0-0	3-4	4	4	5	3	19
Crutcher	2-6	2-5	0-0	2	2	6	0	25
Outen	0-0	0-0	0-0	0	3	0	0	6
TOTALS	27-66	7-18	9-10	33	25	70	12	200

Mississippi State

Player	FG	3FG	FT	RB	PF	PT	A	Min
Augustus	6-9	1-2	3-3	11	1	16	2	27
Varnado	7-7	0-0	3-5	9	3	17	2	30
Johnson	3-4	1-1	2-3	1	1	9	0	17
Bost	5-10	2-6	2-2	2	2	14	8	32
Stewart	3-10	0-7	2-2	0	0	8	3	31
Osby	1-4	0-0	7-8	3	2	9	0	16
Parker	0-0	0-0	0-0	0	0	0	0	1
Benock	0-1	0-1	0-0	3	1	0	1	13
Luczak	0-0	0-0	0-0	0	0	0	0	1
Turner	3-6	1-2	5-5	3	1	12	0	21
Lewis	2-2	0-0	1-2	0	2	5	0	10
Bolen	0-1	0-0	0-0	0	0	0	1	1
TOTALS	30-53	5-19	25-30	33	13	90	17	200

Halftime: MSU 41, GC 22. FG%: MSU 55.6%, GC 27.3%. 3FG%: MSU 14.3%, GC 30.0%. FT%: MSU 83.3%, GC 100.0%. Turnovers: MSU 17 (Varnado 5), GC 12 (Ferguson, Crutcher 4). Blocked Shots: MSU 6 (Varnado 5), GC 3 (Pearson 2). Steals: MSU 7 (Turner 3), GC 6 (Hamilton 2). Officials: Tony Greene, Mike Nance, Ron Groover. Attendance: 2,995.

GAME 1 — Nov. 13, 2009

Rider	88
Mississippi State	74

Humphrey Coliseum • 2 p.m.
Starkville, MS

STARKVILLE, Miss. — Mississippi State senior Jarvis Varnado collected his 16th career double-double despite the Bulldogs dropping a 88-74 decision to Rider in front of 7,241 fans at Humphrey Coliseum.

Varnado, collected 22 points and 14 rebounds on the night as MSU dropped the opening game of the season for the first time since a 79-76 setback to Louisiana-Lafayette in 2002.

Varnado also tallied seven blocks and scored six of the game's first 11 points to give the Bulldogs an early nine-point advantage.

Dee Bost and Raven Johnson also reached double figures, scoring 14 and 10 points, respectively.

State maintained the lead until the 45-second mark when a Mike Ringgold layup gave the Rider a lead that it would never relinquish. Ringgold and Novar Gadson collected 21 points each to lead Rider.

The opener was marred by a Rider squad that went 30-of-59 (50 percent) from the field, including a sizzling 62-percent clip from the 3-point stripe.

Rider (1-0)

Player	FG	3FG	FT	RB	PF	PT	A	Min
Ringgold	10-19	0-0	1-4	6	2	21	1	39
Jackson	1-4	0-1	0-0	5	5	2	1	12
Thompson	6-12	4-6	0-2	3	2	16	2	39
Robinson	3-5	2-2	7-9	4	2	15	4	27
Gadson	7-11	2-2	5-7	11	1	21	2	37
Youngblood	0-4	0-2	4-4	3	4	4	2	21
Thompson	1-1	0-0	1-2	4	0	3	1	11
Mansell	2-3	2-3	0-0	0	1	6	0	8
Nd-Ezuma	0-0	0-0	0-0	0	1	0	0	1
Penn	0-0	0-0	0-0	0	1	0	1	5
TOTALS	30-59	10-16	18-28	38	19	88	14	200

Mississippi State (0-1)

Player	FG	3FG	FT	RB	PF	PT	A	Min
Augustus	4-9	1-1	0-1	5	4	9	0	15
Varnado	8-8	0-0	6-8	14	3	22	2	36
Johnson	4-11	2-8	0-0	1	1	10	1	29
Bost	3-11	3-6	5-6	2	5	14	7	39
Stewart	2-10	2-7	1-4	3	3	7	3	37
Osby	2-3	0-0	0-0	3	1	4	0	11
Benock	0-2	0-2	0-0	0	0	0	1	4
Turner	3-6	2-3	0-0	5	2	8	1	25
Lewis	0-2	0-0	0-0	1	1	0	0	4
TOTALS	26-62	10-27	12-19	37	20	74	15	200

Halftime: Rider 44, MSU 42. FG%: MSU 41.9%, Rider 50.1%. 3FG%: MSU 37.0%, Rider 62.5%. FT%: MSU 63.2%, Rider 64.3%. Turnovers: MSU 12 (Varnado 4), Rider 6 (Thompson, Gadson 2). Blocked Shots: MSU 9 (Varnado 7), Rider 2 (Ringgold, Gadson 1). Steals: MSU 2 (Bost, Turner 1), Rider 5 (Gadson 3). Officials: Rick Crawford, James Barker, James Williams. Attendance: 7,241.

GAME 2 — Nov. 19, 2009

Mississippi State 82
Southeastern Louisiana 67

Humphrey Coliseum • 7 p.m.
 Starkville, MS

STARKVILLE, Miss. — All-SEC center Jarvis Varnado fell just short of his second career triple-double and tied for a game-high 20 points to power Mississippi State to an 82-67 victory against Southeastern Louisiana in Humphrey Coliseum.

Varnado recorded his second-straight 20-point effort and swatted eight shots to go along with his nine rebounds.

Notching the game's only double-double was junior Phil Turner, who had 14 rebounds and 10 points.

Also scoring in double-digits were Ravern Johnson (17), Barry Stewart (13) and Dee Bost (10).

Leading SELU was center Patrick Sullivan, who shot 9-of-21 from the field to score 20 points.

The Bulldogs never trailed and led 41-29 at the break.

In a hard-fought second half, SELU orchestrated a 10-2 run sparked by a Patrick Sullivan layup to close the MSU lead to just 59-51 with 10:43 left. A trey from Bost ended the stretch, and the Bulldogs scored seven-straight capped by a Stewart trey to ice the win.

Southeastern Louisiana (2-1)

Player	FG	3FG	FT	RB	PF	PT	A	Min
Marks	2-4	0-0	1-2	6	4	5	3	29
Sullivan	9-21	0-0	2-2	7	3	20	0	35
Hutchin	5-14	4-8	0-0	2	1	14	0	25
Fortenberry	2-7	0-3	0-0	2	2	4	2	28
Patterson	0-0	0-0	2-2	2	2	2	4	18
Jones	3-4	2-3	0-0	2	1	8	2	21
Ndumba	0-1	0-0	0-0	2	2	0	0	13
Forest	2-11	0-3	2-3	4	3	6	0	21
Dixon	3-4	2-3	0-0	1	1	8	1	10
TOTALS	26-66	8-20	7-9	30	19	67	12	200

Mississippi State (1-1)

Player	FG	3FG	FT	RB	PF	PT	A	Min
Varnado	6-8	0-0	8-10	9	1	20	1	30
Johnson	7-13	3-6	0-0	3	2	17	0	31
Bost	3-5	2-3	2-5	5	1	10	4	32
Stewart	4-11	1-5	4-4	3	1	13	1	32
Turner	3-12	2-6	2-2	14	1	10	3	34
Osby	2-5	1-2	0-0	4	1	5	1	13
Benock	1-3	0-2	0-0	2	1	2	1	15
Luczak	1-1	1-1	0-0	0	0	3	0	1
Lewis	1-3	0-0	0-0	2	1	2	0	7
Bailey	0-1	0-0	0-0	0	0	0	0	1
Parker	0-0	0-0	0-0	0	0	0	0	1
Price	0-0	0-0	0-0	0	0	0	0	1
TOTALS	28-62	10-25	16-21	47	9	82	12	200

Halftime: MSU 41, SELU 29. FG%: MSU 45.2%, SELU 39.4%. 3FG%: MSU 40.0%, SELU 40.0%. FT%: MSU 76.2%, SELU 77.8%. Turnovers: MSU 13 (Bost, Turner 3), SELU 11 (Sullivan 3). Blocked Shots: MSU 10 (Varnado 8), SELU 7 (Sullivan 3). Steals: MSU 9 (Varnado 3), SELU 5 (Patterson 3). Officials: Ted Valentine, Doug Simons, Carlos Gonzalez. Attendance: 4,544.

GAME 3 — Nov. 21, 2009

Mississippi State 67
Bethune-Cookman 51

Humphrey Coliseum • 6 p.m.
 Starkville, MS

STARKVILLE, Miss. — Jarvis Varnado swatted 4 shots to become the SEC's all-time leading shot-blocker as Mississippi State cruised to a 67-51 victory against the Bethune-Cookman Wildcats.

Varnado surpassed Shaquille O'Neals' previous SEC record of 412 and now has batted 413 shots in his career. The all-star senior also recorded 10 points and 10 rebounds for his second double-double in the season's first three games.

Three other Bulldogs also scored 10 points, including senior Barry Stewart, who also handed out 4 assists.

Albert Abrahams registered the game's other double-double for the Wildcats with 15 points and 11 rebounds.

The first half saw several lead changes before two Osby free throws sparked a 10-0 MSU run. The Bulldogs led 31-24 at the half.

State saw BCU quickly close the gap to just 33-30 but responded with an 8-0 run capped by a Varnado layup that put the game out of reach for good. Varnado brought down the SEC's all-time career blocks record with a reject of an Abrahams jumper with 10:20 remaining in the second half.

Bethune Cookman (1-3)

Player	FG	3FG	FT	RB	PF	PT	A	Min
Starling	2-3	0-0	0-0	6	1	4	2	24
Adams	0-1	0-0	4-4	0	4	4	0	10
Reed	4-19	1-4	0-0	1	1	9	4	38
Elliott	0-3	0-0	2-2	4	2	2	0	21
Jones	3-7	0-2	0-0	4	0	6	1	22
Thomas	1-3	1-2	0-0	2	1	3	1	23
Abrahams	6-11	0-0	3-5	11	3	15	1	26
Bryant	0-0	0-0	2-2	0	0	2	0	2
Anusionwu	0-0	0-0	0-0	0	1	0	0	2
Dukes	2-4	2-4	0-0	0	2	6	0	16
Williford	0-1	0-0	0-0	1	0	0	0	16
TOTALS	18-52	4-12	11-13	32	15	51	9	200

Mississippi State (2-1)

Player	FG	3FG	FT	RB	PF	PT	A	Min
Varnado	4-11	0-0	2-5	10	0	10	2	31
Johnson	4-10	2-6	0-0	2	0	10	0	26
Bost	2-7	2-4	4-4	4	0	10	2	31
Stewart	3-6	2-4	2-2	1	1	10	4	31
Turner	4-7	1-1	0-0	5	3	9	2	22
Osby	2-6	0-2	3-4	6	1	7	3	24
Parker	0-1	0-0	0-0	0	1	0	0	1
Benock	2-4	1-3	0-0	2	0	5	0	19
Luczak	0-0	0-0	0-0	0	1	0	0	1
Price	0-0	0-0	0-0	5	0	0	0	1
Lewis	3-4	0-0	0-0	2	1	6	0	13
TOTALS	24-56	8-20	11-15	37	8	67	13	200

Halftime: MSU 31, BCU 24. FG%: MSU 42.9%, BCU 34.6%. 3FG%: MSU 40.0%, BCU 33.3%. FT%: MSU 73.3%, BCU 84.6%. Turnovers: MSU 13 (Bost 5), BCU 15 (Reed 4). Blocked Shots: MSU 9 (Varnado 4), BCU 4 (Reed 2). Steals: MSU 8 (Johnson, Bost, Turner, Benock 2), BCU 9 (Reed 3). Officials: James Barker, Jeremy Mosier, Chuck Jones. Attendance: 3,721.

GAME 4 — Nov. 24, 2009

Mississippi State 70
Texas-Pan American 55

Humphrey Coliseum • 7 p.m.
 Starkville, MS

STARKVILLE, Miss. — For the third time in four games, All-SEC senior Jarvis Varnado registered a double-double as the Mississippi State Bulldogs rode a tight second-half defense to a 75-50 victory against Texas Pan-American.

Varnado totaled 12 points, collected a season-high 15 rebounds and tied a season-high 8 blocks to lead MSU.

Three other Bulldogs scored in double-digits, including sophomore point guard Dee Bost (13), senior Barry Stewart (12) and junior Ravern Johnson (11).

Junior Nick Weiermiller and senior Luis Valera led the Broncs with 8 points each.

While MSU never trailed in the contest, it saw its 25-14 lead with 10 minutes remaining in the first half shrink to just two points with three left before the break. MSU finished on a 9-2 run to go up 42-33 at the break.

The Bulldogs tightened the defense in the second half, allowing just 17 points and scoring 33 of their own. State finished shooting a season-high 52.6 percent from the floor and held the Broncs to just a 29.2 percent effort.

Texas-Pan American (0-5)

Player	FG	3FG	FT	RB	PF	PT	A	Min
Valera	4-10	0-0	0-0	5	1	8	0	21
Hearn	2-7	1-2	1-2	4	1	6	2	23
Maree	0-2	0-0	3-4	2	4	3	2	22
Weiermiller	3-10	2-6	0-0	4	0	8	1	30
Smith	2-5	1-4	0-0	5	2	5	1	21
Hawkins	3-9	0-0	1-2	3	3	7	0	16
Urbanus	1-6	1-2	0-0	0	0	3	1	25
Jones	1-4	1-4	0-0	1	0	3	0	10
Seagers	0-2	0-2	0-0	1	0	0	0	2
Hendrix	3-8	1-1	0-0	2	1	7	0	20
Couch	0-1	0-0	0-0	0	2	0	0	18
Trader	0-1	0-0	0-0	1	1	0	0	2
TOTALS	19-65	7-21	5-8	33	15	50	7	200

Mississippi State (3-1)

Player	FG	3FG	FT	RB	PF	PT	A	Min
Varnado	6-8	0-0	0-2	15	2	12	1	27
Johnson	4-8	2-5	1-1	3	4	11	0	25
Bost	4-10	2-6	3-3	6	1	13	4	30
Stewart	5-10	2-5	0-0	2	1	12	0	31
Turner	2-5	1-3	0-0	3	2	5	2	22
Osby	3-6	1-2	1-1	2	1	8	2	15
Parker	1-1	0-0	0-0	0	0	2	0	1
Benock	0-0	0-0	0-0	1	0	0	0	12
Luczak	0-0	0-0	0-0	1	0	0	0	2
Price	0-0	0-0	0-0	0	0	0	0	1
Augustus	4-7	1-1	0-0	8	1	9	0	21
Lewis	1-1	0-0	0-0	1	0	2	0	9
Bailey	0-1	0-0	1-4	0	0	1	0	4
TOTALS	30-57	9-22	6-11	45	12	75	9	200

Halftime: MSU 42, TPAU 33. FG%: MSU 52.6%, TPAU 29.2%. 3FG%: MSU 40.9%, TPAU 33.3%. FT%: MSU 54.5%, TPAU 62.5%. Turnovers: MSU 16 (Johnson 5), TPAU 11 (Maree 3). Blocked Shots: MSU 14 (Varnado 8), TPAU 2 (Valera, Hendrix). Steals: MSU 8 (Turner 3), TPAU 6 (Smith 3). Officials: Steve Coleman, Ron Groover, Brian Shey. Attendance: 3,214.

GAME 5 — Nov. 27, 2009

Mississippi State	62
Richmond	63

South Padre Convention Center • 5 p.m.
South Padre Island, TX

SOUTH PADRE ISLAND, Texas — After finding itself down by as many as 14 points to Richmond on numerous occasions in the semifinals of the South Padre Island Invitational, Mississippi State fought back and seemed to take control late in the game.

But with 9.8 seconds remaining and his team trailing by one, Spiders guard Kevin Anderson nailed a 15-foot jumper to lift Richmond to a stunning 63-62 victory.

The loss snapped MSU's three-game winning streak.

Despite putting itself in an early hole, the Bulldogs battled back and closed the gap to 35-32 at the break on a putback by Phil Turner right before time expired.

The Spiders, though, regained the early momentum in the second half and pushed their lead back to 10. But as they did the first half, MSU came storming back.

That persistence paid off with 10:22 left on two free throws by Kodi Augustus that tied the game at 49-apiece. Augustus, who finished with 13 points, later gave the Bulldogs its first lead at 55-53 with two more free throws at the 7:36 mark.

State then built its biggest advantage at 62-57 on a short jumper by Raven Johnson, who totaled a team-high 15 points.

Richmond (5-1)

Player	FG	3FG	FT	RB	PF	PT	A	Min
Gonzalez	3-7	2-5	1-3	4	1	9	4	37
Anderson	5-12	0-3	2-2	4	1	12	3	39
Harper	3-3	2-2	1-2	2	3	9	2	19
Geriot	3-10	1-4	0-0	2	3	7	5	35
Butler	6-10	2-4	5-5	4	4	19	0	34
Garrett	0-0	0-0	0-0	1	5	0	0	7
Duinker	1-1	1-1	2-2	1	2	5	0	8
Smith	1-1	0-0	0-0	2	3	2	0	21
TOTALS	22-44	8-19	11-14	24	22	63	16	200

Mississippi State (3-2)

Player	FG	3FG	FT	RB	PF	PT	A	Min
Varnado	2-6	0-0	4-4	6	4	8	0	23
Johnson	6-11	3-6	0-0	6	1	15	1	31
Bost	1-7	1-5	2-4	3	3	5	4	35
Stewart	4-10	4-6	1-2	3	1	13	0	35
Turner	2-8	0-3	0-0	9	0	4	2	23
Augustus	2-7	1-2	8-8	6	4	13	0	25
Osby	1-1	0-0	2-4	1	1	4	0	8
Benock	0-3	0-3	0-1	1	0	0	0	10
Lewis	0-0	0-0	0-0	2	2	0	0	6
Bailey	0-1	0-0	0-0	0	1	0	0	4
TOTALS	18-54	9-25	17-23	41	15	62	10	200

Halftime: MSU 32, Richmond 35. FG%: MSU 33.3%, Richmond 50.0%. 3FG%: MSU 36.0%, Richmond 42.1%. FT%: MSU 73.9%, Richmond 78.6%. Turnovers: MSU 13 (Stewart 5), Richmond 13 (Geriot, Garrett 3). Blocked Shots: MSU 1 (Varnado 1), Richmond 1 (Smith 1). Steals: MSU 0, Richmond 5 (Anderson 3). Officials: Bill Gracey, Larry Spaulding, Brent Dugas. Attendance: 585.

GAME 6 — Nov. 28, 2009

Mississippi State	69
Old Dominion	55

South Padre Convention Center • 4:30 p.m.
South Padre Island, TX

SOUTH PADRE ISLAND, Texas — Sophomore point guard Dee Bost tied career highs with 25 points and six made treys to help the Mississippi State Bulldogs to a 69-55 victory against the Old Dominion Monarchs to claim the consolation game of the South Padre Island Invitational.

Bost drained 6 of his 9 three-point attempts, grabbed four rebounds and handed out four assists.

After dislocating his finger twice in the first half, all-SEC senior Jarvis Varnado saw just 19 minutes of action but shot 6-of-7 from the field to score 15 points and claim six rebounds. Fellow senior Barry Stewart and junior Kodi Augustus each contributed 10 points to wrap up four Bulldogs in double digits.

Senior forward Gerald Lee led ODU with 20 points on 9-of-14 shooting.

The Monarchs scored the game's first four points and the Bulldogs saw a back-and-forth first half. State built a 30-18 lead before ODU pulled the lead to 36-28 by halftime.

Despite seeing its lead drop to just 50-47 with 10:47 remaining, Mississippi State never trailed in the second half. MSU reeled off a 14-3 run and led 64-50 with under a minute to go.

Old Dominion (4-2)

Player	FG	3FG	FT	RB	PF	PT	A	Min
James	3-11	3-6	0-0	3	3	9	3	27
Lee	9-15	0-0	2-2	3	4	20	0	26
Hassell	2-6	0-0	0-0	2	4	4	1	24
Neely	1-5	1-4	0-0	3	2	3	3	25
Finney	3-7	1-4	3-4	6	2	10	3	32
Wright	0-0	0-0	0-0	0	0	0	0	2
Iliadis	1-2	0-1	0-0	0	1	2	0	4
Cooper	0-1	0-0	0-0	2	1	0	0	11
De Lancey	2-2	0-0	0-0	0	0	4	3	13
Bazemore	1-3	0-1	1-2	1	4	3	1	20
Carter	0-6	0-2	0-0	5	2	0	0	16
TOTALS	22-58	5-18	6-8	33	23	55	14	200

Mississippi State (4-2)

Player	FG	3FG	FT	RB	PF	PT	A	Min
Varnado	6-7	0-0	3-5	6	2	15	0	19
Johnson	2-6	2-5	0-0	3	0	6	3	26
Bost	8-13	6-9	3-4	4	0	25	4	37
Stewart	3-10	1-7	3-3	3	1	10	3	34
Turner	1-2	0-1	0-0	6	1	2	0	26
Augustus	1-4	0-1	8-8	7	3	10	2	24
Osby	0-1	0-0	1-2	1	2	1	0	14
Benock	0-0	0-0	0-0	0	0	0	0	10
Lewis	0-1	0-0	0-0	0	0	0	0	4
Bailey	0-1	0-0	0-1	0	1	0	0	6
TOTALS	21-45	9-23	18-23	33	10	69	12	200

Halftime: MSU 36, OD 28. FG%: MSU 46.7%, OD 37.9%. 3FG%: MSU 39.1%, OD 27.8%. FT%: MSU 78.3%, OD 75.0%. Turnovers: MSU 11 (Benock 3), OD 10 (James, Lee, 3). Blocked Shots: MSU 5 (Varnado 5), OD 0. Steals: MSU 3 (Augustus 2), OD 5 (5 players with 1). Officials: Brent Dugas, Brad Batt, Darren George. Attendance: 543.

GAME 7 — Dec. 5, 2009

Mississippi State	105
St. Bonaventure	53

Humphrey Coliseum • 1 p.m.
Starkville, MS

STARKVILLE, Miss. — All-SEC senior Jarvis Varnado scored 14 points to become the 31st member of Mississippi State's 1,000-point club en route to a 105-53 victory against St. Bonaventure.

Varnado also claimed eight rebounds, four blocks and three steals. The 52-point win tied the largest margin of victory for a Rick Stansbury-coached team.

The Bonnies entered the game atop the national rankings in field-goal percentage (55.1), but hit just 23-of-69 shots.

Conversely, SBU's opponents were averaging just 57.0 points per game, but State had racked up 56 by halftime and nearly doubled that mark.

Mississippi State also tied the all-time school record of 16 three-pointers made after shooting 16-of-28 from long-range. MSU outrebounded its opponent for the fifth time this season, 44-31.

For the fourth time this season, at least four Bulldog players recorded double-digit scoring, as five State players did Saturday. Raven Johnson had a season-high 18 points, while Dee Bost totaled 17 to go along with his eight rebounds and seven assists. Kodi Augustus had 17 points and Barry Stewart poured in 13.

St. Bonaventure (4-3)

Player	FG	3FG	FT	RB	PF	PT	A	Min
Cook	1-4	0-0	0-1	1	1	2	0	18
Nicholson	2-12	0-0	0-0	5	1	4	0	24
Matthews	2-7	1-3	0-0	0	1	5	1	25
Hall	1-3	0-0	0-0	2	2	2	1	20
Eleby	4-11	0-1	2-2	7	2	10	3	26
Adegboye	5-12	1-3	2-2	0	1	13	1	32
Conger	1-5	0-1	0-0	4	0	2	1	14
Leonard	0-3	0-1	0-2	1	0	0	0	4
Davenport	3-6	0-1	0-0	0	1	6	0	13
Simmons	2-4	0-1	1-2	6	5	5	0	11
Roseboro	2-2	0-0	0-0	2	4	4	0	13
TOTALS	23-69	2-11	5-9	31	18	53	7	200

Mississippi State (5-2)

Player	FG	3FG	FT	RB	PF	PT	A	Min
Augustus	4-5	3-4	6-8	5	1	17	1	24
Varnado	5-7	0-0	4-5	8	1	14	1	21
Johnson	7-11	4-6	0-0	5	0	18	3	24
Bost	6-9	5-7	0-0	8	4	17	7	24
Stewart	6-12	1-5	0-0	4	2	13	7	33
Osby	2-3	0-0	1-3	5	1	5	0	17
Parker	0-2	0-1	0-0	0	1	0	0	3
Benock	3-4	3-4	0-0	0	0	9	5	16
Luczak	0-0	0-0	0-0	0	1	0	0	3
Price	0-0	0-0	0-0	2	0	0	0	2
Turner	2-5	0-1	1-1	0	3	5	1	18
Lewis	2-4	0-0	3-4	5	0	7	0	15
TOTALS	37-62	16-28	15-21	44	14	105	25	200

Halftime: MSU 56, DBU 22. FG%: MSU 59.7%, SBU 33.3%. 3FG%: MSU 57.1%, SBU 18.2%. FT%: MSU 71.4%, SBU 55.6%. Turnovers: MSU 11 (Osby 3), SBU 12 (Eleby 4). Blocked Shots: MSU 10 (Varnado 4), SBU 4 (Simmons 3). Steals: MSU 7 (Varnado 3), SBU 5 (5 players with 1). Officials: Gary Maxwell, Tracy Woodson, Frank Scagliotta. Attendance: 3,344.

GAME 8 — DEC. 10, 2009

Mississippi State	76
DePaul	45

St. Pete Times, Forum • 5:30 p.m.
Tampa, FL

TAMPA, Fla. — Mississippi State's second participation in the SEC/Big East Challenge turned out much better as it cruised to a 76-45 victory against DePaul at the St. Pete Times Forum.

MSU also continued its magic in the Forum, the same venue where it captured the 2009 SEC Tournament.

For MSU, Kodi Augustus started things by hitting back-to-back 3-point baskets. Those shots were certainly a tone-setter for the evening. After tying a school-record with 16 3-point baskets against St. Bonaventure, the Bulldogs followed that up with nine of their 12 3s in the first half.

In the first 20 minutes, State also got four trays from Ravern Johnson, as well as single 3-point baskets from Romero Osby and Dee Bost. The Bulldogs did not get their first 2-point basket in the first half until a Romero Osby basket at 1:37.

Johnson paced MSU's offensive attack with 14 points. Also in double figures were Osby with 13, followed by Stewart and Varnado with 12 points and Augustus with 11. Varnado also had a team-high 14 rebounds to become the seventh Bulldog to pull down 800-career boards.

DePaul (5-3)

Player	FG	3FG	FT	RB	PF	PT	A	Min
Hill	3-9	1-1	0-2	4	4	7	0	29
Stulu	1-2	1-2	0-0	4	4	3	0	14
Wallace	7-16	0-0	1-5	2	3	15	0	27
Kelly	1-3	1-2	0-0	2	2	3	1	24
Walker	5-21	2-8	0-0	4	1	12	1	36
Bizoukas	1-4	0-1	3-3	1	2	5	0	23
Stovall	0-6	0-2	0-0	1	1	0	3	16
Rogers	0-0	0-0	0-0	1	0	0	1	6
Belcaster	0-0	0-0	0-0	0	0	0	0	1
Freeland	0-0	0-0	0-0	0	0	0	0	3
Faber	0-1	0-0	0-0	0	2	0	0	11
Siggins	0-2	0-2	0-0	2	0	0	0	10
TOTALS	18-64	5-18	4-10	36	19	45	6	200

Mississippi State (6-2)

Player	FG	3FG	FT	RB	PF	PT	A	Min
Augustus	3-4	2-3	3-3	3	2	11	0	17
Varnado	4-5	0-0	4-6	14	0	12	0	26
Johnson	5-8	4-6	0-0	3	2	14	0	22
Bost	1-6	1-4	1-2	3	2	4	4	30
Stewart	3-10	2-4	4-5	3	2	12	2	30
Osby	4-9	1-3	4-4	7	0	13	1	17
Parker	0-0	0-0	0-0	1	0	0	0	1
Benock	2-5	2-5	0-0	2	0	6	1	20
Luczak	0-0	0-0	0-0	1	1	0	0	2
Price	1-1	0-0	0-0	0	0	2	0	1
Turner	1-6	0-4	0-0	5	0	2	5	20
Lewis	0-1	0-0	0-2	4	3	0	0	14
TOTALS	24-55	12-29	16-22	49	12	76	13	200

Halftime: MSU 35, DU 15. FG%: MSU 43.6%, DU 28.1%. 3FG%: MSU 41.4%, DU 27.8%. FT%: MSU 72.7%, DU 40.0%. Turnovers: MSU 17 (Bost 5), DU 12 (Wallace, Kelly 3). Blocked Shots: MSU 7 (Varnado 3), DU 1 (Hill). Steals: MSU 6 (Turner 2), DU 10 (Wallace 3). Officials: Tony Greene, Mike Kitts, Doug Shows. Attendance: 9,353.

GAME 9 — DEC. 12, 2009

Mississippi State	72
UCLA	54

Honda Center • 3:30 p.m.
Anaheim, CA

ANAHEIM, Calif. — Mississippi State completed its coast-to-coast road swing with another impressive basketball victory Saturday, a 72-54 romp over UCLA at the 16th annual John R. Wooden Classic played in the Honda Center.

For a second straight game, the Bulldogs started strong and were never tied or behind in the contest. Ravern Johnson scored a 2-point basket and Barry Stewart drilled a 3-point basket, leading to a quick 5-0 lead.

Three-point baskets by Stewart and Ravern Johnson sparked an 8-0 run as MSU sprinted to a 17-7 advantage. The Bulldogs kept up the defensive pressure, forcing a pair of turnovers to again spark a 9-0 run. A putback by Johnson capped that run, giving the Bulldogs a 32-14 advantage with 5:23 left in the opening half.

MSU kept the early offensive momentum it had established and eased into a halftime with a 40-19 advantage.

In the second half, MSU kept the rhythm. Another 3-point basket by Johnson capped a half-opening 5-0 run as the Bulldogs built a 45-19 advantage. The Bulldogs held a 20-plus point lead for the opening 10 minutes of the final half.

Mississippi State (7-2)

Player	FG	3FG	FT	RB	PF	PT	A	Min
Augustus	3-5	1-2	0-1	2	2	7	0	22
Varnado	5-11	0-0	3-6	11	2	13	0	34
Johnson	12-15	5-8	0-0	7	0	29	0	31
Bost	0-6	0-4	2-2	6	1	2	7	34
Stewart	2-11	2-7	0-0	2	1	6	4	37
Osby	1-1	0-0	0-0	2	0	2	0	8
Parker	0-0	0-0	0-1	0	0	0	0	1
Benock	1-2	1-1	0-0	1	0	3	0	8
Luczak	0-0	0-0	0-0	0	0	0	0	1
Price	0-0	0-0	0-0	0	0	0	0	1
Turner	2-6	0-2	2-2	3	1	6	0	17
Lewis	2-2	0-0	0-2	1	1	4	0	6
TOTALS	28-59	9-24	7-12	39	8	72	11	200

UCLA (2-6)

Player	FG	3FG	FT	RB	PF	PT	A	Min
Nelson	1-5	0-0	3-6	8	0	5	1	25
Dragovic	0-9	0-5	0-0	1	2	0	1	29
Lee	6-13	1-4	3-6	6	1	16	2	36
Anderson	2-4	0-0	0-0	2	3	4	3	25
Roll	7-14	3-6	0-0	6	2	17	2	32
Moser	1-2	0-1	0-0	1	2	2	1	4
Trapani	0-1	0-1	0-0	0	0	0	0	1
Keefe	0-0	0-0	0-0	1	2	0	0	5
Lane	0-0	0-0	0-0	0	0	0	1	8
Morgan	2-5	0-0	0-0	3	0	4	0	14
Honeycutt	3-10	0-3	0-1	8	1	6	1	21
TOTALS	22-63	4-20	6-13	41	13	54	12	200

Halftime: MSU 40, UCLA 19. FG%: MSU 47.5%, UCLA 34.9%. 3FG%: MSU 37.5%, UCLA 20.0%. FT%: MSU 58.3%, UCLA 46.2%. Turnovers: MSU 12 (Bost 3), UCLA 10 (Honeycutt 3). Blocked Shots: MSU 8 (Varnado 7), UCLA 1 (Morgan). Steals: MSU 5 (Turner 3), UCLA 7 (Nelson 2). Officials: Mike Stuart, Mike Nance, Doug Simmons. Attendance: 13,043.

GAME 10 — DEC. 16, 2009

Mississippi State	80
Wright State	69

Humphrey Coliseum • 6 p.m.
Starkville, MS

STARKVILLE, Miss. — Barry Stewart found his stroke to the tune of a season-high 21 points to lift Mississippi State to its fifth-straight victory, an 80-69 win against Wright State.

Stewart brought down season-highs in both field goals (8) and treys (5) and added 3 rebounds.

Leading the SEC in field-goal shooting, all-SEC senior Jarvis Varnado added 17 points on 6-of-6 shooting to go along with his six blocks.

Junior Ravern Johnson's 13 points and sophomore forward Romero Osby's 10 rounded out State scorers in double digits. Sophomore point guard Dee Bost handed out a career-high 11 assists.

Wright State's Troy Tabler recorded a game-high 22 points on 6-of-12 shooting from behind the arc.

The first half was one of several runs as MSU took a 43-31 lead into halftime.

The two teams combined for five-straight made treys out of the break, but the Raiders could never shrink the lead to less than nine the remainder of the game.

MSU drained a season-high 63.0 percent of their shots, the fourth-best mark of any team under Stansbury's tenure.

Wright State (6-4)

Player	FG	3FG	FT	RB	PF	PT	A	Min
Cooperwood	2-6	0-3	0-0	4	4	4	0	26
Thomas	5-8	4-6	0-0	1	1	14	0	24
Tabler	7-13	6-12	2-2	3	1	22	4	37
Brown	4-17	2-6	2-2	4	1	12	4	39
Duggins	4-11	2-6	0-0	1	1	10	4	39
Land	1-4	0-1	2-2	4	4	4	1	15
Darkwa	0-0	0-0	0-0	1	0	0	0	1
Grote	0-6	0-1	2-2	4	2	2	1	14
Cartham	0-0	0-0	0-0	0	1	0	0	3
Kock	0-1	0-1	1-2	1	0	1	0	2
TOTALS	23-66	14-36	9-10	28	15	69	14	200

Mississippi State (8-2)

Player	FG	3FG	FT	RB	PF	PT	A	Min
Augustus	1-4	1-4	2-2	5	1	5	1	27
Varnado	6-6	0-0	5-8	8	1	17	0	30
Johnson	5-7	3-4	0-0	5	1	13	1	32
Bost	3-9	1-5	0-0	6	1	7	11	33
Stewart	8-11	5-7	0-0	3	2	21	1	33
Osby	4-4	2-2	0-0	2	0	10	0	9
Parker	0-0	0-0	0-0	0	0	0	0	1
Benock	0-0	0-0	0-0	0	4	0	1	11
Luczak	0-0	0-0	0-0	0	0	0	0	1
Price	0-0	0-0	0-0	0	0	0	0	1
Turner	0-3	0-3	3-4	1	2	3	1	16
Lewis	2-2	0-0	0-0	2	0	4	0	5
Riek	0-0	0-0	0-0	0	0	0	0	1
TOTALS	29-46	12-25	10-14	34	12	80	16	200

Halftime: MSU 43, WSU 31. FG%: MSU 63.0%, WSU 34.8%. 3FG%: MSU 48.0%, WSU 38.9%. FT%: MSU 71.4%, WSU 90.0%. Turnovers: MSU 18 (Bost, Osby 4), WSU 10 (Tabler 4). Blocked Shots: MSU 13 (Varnado 6), WSU 0. Steals: MSU 5 (Augustus, Stewart 2), WSU 7 (Cooperwood 2). Officials: Tom Eades, Jamie Luckie, Tracy Woodson. Attendance: 4,721.

GAME 11 — DEC. 19, 2009

Mississippi State 70
Houston 64

Hofheinz Pavilion • 1 p.m.
Houston, TX

HOUSTON, Texas — Mississippi State scored the final six points of the game en route to a come-from-behind 70-64 win at Houston.

Barry Stewart hit a 4-foot jump shot with 34 seconds left to break a 64-all tie. The Cougars then were denied on their next possession with Jarvis Varnado grabbing the rebound. On the other end, Varnado hit a pair of free throws before slamming the door shut on the Cougars with his fifth blocked shot. Ravern Johnson came away with possession and hit two free throws to secure the win.

Houston entered the contest averaging better than 86 points per game - good for fifth in the nation. However, the Cougars found the going tough against the MSU defense. Houston only shot 31 percent.

In the opening half, Houston started strong eiyh 21-13 advantage midway through. But MSU turned up the defensive pressure to make it 34-all at the half. MSU sprinted to its largest lead by scoring the first nine points of the second half. UH did not score for the first 4:44 of the final half. After a 3-point basket by Kodi Augustus gave MSU a 43-34 lead, Houston responded with an 8-0 run of its own.

State still maintained the lead until a putback by Kelvin Lewis put Houston on top 53-52 with 6:49 left in the contest.

Mississippi State (9-2)

Player	FG	3FG	FT	RB	PF	PT	A	Min
Augustus	3-8	1-2	0-0	16	2	7	0	20
Varnado	3-11	0-0	7-17	17	3	13	0	34
Johnson	5-14	3-10	2-2	4	1	15	1	38
Bost	4-9	2-4	5-5	6	0	15	6	38
Stewart	6-12	1-4	1-2	5	3	14	0	37
Osby	0-0	0-0	0-0	1	1	0	0	2
Benock	0-0	0-0	0-0	2	3	0	1	6
Turner	1-3	1-2	2-2	4	1	5	0	21
Lewis	0-0	0-0	1-2	1	0	1	0	4
TOTALS	22-57	8-22	18-30	59	14	70	8	200

Houston (5-3)

Player	FG	3FG	FT	RB	PF	PT	A	Min
Van Slyke	1-5	1-2	0-0	3	4	3	1	9
Lewis	7-17	4-10	0-0	4	3	18	0	39
Wade	0-4	0-1	0-0	3	1	0	6	33
A. Coleman	10-31	3-8	5-11	12	1	28	2	40
Brown	1-11	1-7	0-0	1	0	3	1	31
S. Coleman	0-1	0-1	0-0	0	4	0	0	3
Nixon	2-4	1-2	0-1	0	3	5	0	15
McNeil	2-3	0-0	0-0	4	1	4	0	8
Haywood	0-0	0-0	0-0	0	1	0	0	1
Broughton	1-1	0-0	1-2	6	5	3	1	18
Washington	0-0	0-0	0-0	0	0	0	0	3
TOTALS	24-77	10-31	6-14	39	23	64	11	200

Halftime: MSU 34. UH 34. FG%: MSU 38.6%, UH 31.2%. 3FG%: MSU 36.4%, UH 32.3%. FT%: MSU 60.0%, UH 42.9%. Turnovers: MSU 19 (Bost 7), UH 6 (Lewis 2). Blocked Shots: MSU 6 (Varnado 5), UH 0. Steals: MSU 5 (Bost 2), UH 7 (three with 3). Officials: Gary Maxwell, Patrick Adams, Lee cassell. Attendance: 3,422.

GAME 12 — DEC. 22, 2009

Mississippi State 88
Centenary 51

Mississippi Coliseum • 7 p.m.
Jackson, MS

JACKSON, Miss — Mississippi State dominated once again in the state capital behind Ravern Johnson's 20 points en route to 88-51 victory against the Centenary Gents at Mississippi Coliseum.

The Bulldogs also got excellent play from its bench, which contributed a season-high 31 points.

Junior Riley Benock led the bench with 9 points on 3-of-3 shooting from beyond the arc, while Johnson matched his season high with 5 three-pointers. Senior Barry Stewart and sophomore Dee Bost accumulated 14 points, 5 assists and 10 points, 6 assists respectively.

Mississippi State struggled in the game's first five minutes, as the Gents managed to lead 7-6 on a Tubner jumper at the 15:36 mark. A Benock trey sparked the Bulldogs to an 11-2 run midway through the half, and Johnson completed a four-point play to close out a 46-27 MSU advantage entering halftime.

The Bulldogs never looked back and continued to stretch the lead throughout the second frame. Freshman John Riek recorded the first points of his career at the 11:09 mark and finished with 6 points.

Centenary (4-7)

Player	FG	3FG	FT	RB	PF	PT	A	Min
Marseille	1-5	0-1	1-4	4	0	3	2	24
Bonham	2-2	1-1	1-2	0	2	6	1	18
Tubner	4-10	1-2	0-0	1	0	9	1	28
Perez	4-10	1-3	0-0	3	0	9	2	28
Starring	1-8	1-2	0-0	5	2	3	1	27
Davis	1-1	1-1	2-2	2	0	5	0	4
Marciel	0-2	0-1	2-2	3	3	2	0	18
Sims	2-10	0-3	0-0	3	4	4	0	16
Swartz	3-6	1-2	1-2	4	0	8	1	18
Trotman	1-1	0-0	0-0	1	1	2	0	5
Nakwaasah	0-4	0-3	0-0	3	2	0	2	14
TOTALS	19-59	6-19	7-12	29	14	51	10	200

Mississippi State (10-2)

Player	FG	3FG	FT	RB	PF	PT	A	Min
Augustus	2-6	0-1	1-2	5	3	5	3	23
Varnado	2-5	0-0	4-4	9	1	8	1	24
Johnson	6-11	5-8	3-3	3	0	20	0	23
Bost	4-7	2-4	0-0	6	1	10	6	27
Stewart	5-10	2-6	2-5	4	3	14	5	33
Osby	3-5	2-3	0-0	2	2	8	0	17
Parker	0-1	0-1	0-0	0	0	0	0	3
Benock	3-3	3-3	0-0	1	0	9	2	15
Luczak	0-0	0-0	0-0	0	0	0	0	3
Price	0-2	0-0	0-0	0	0	0	0	2
Turner	2-6	0-1	2-2	4	1	6	3	14
Lewis	1-1	0-0	0-0	1	0	2	0	8
Riek	2-3	0-0	2-2	7	1	6	0	8
TOTALS	30-60	14-27	14-18	44	12	88	20	200

Halftime: MSU 47. Cent 27. FG%: MSU 50.0%, Cent 32.2%. 3FG%: MSU 51.9%, Cent 31.6%. FT%: MSU 77.8%, Cent 58.3%. Turnovers: MSU 10 (Riek 3), Cent 11 (Starring, Sims 2). Blocked Shots: MSU 9 (Varnado 4), Cent 4 (Four with four). Steals: MSU 5 (Bost and Turner 2), Cent 7 (Marseille, Nakawaasah). Officials: Tony Greene, Pat Adams, John Hampton. Attendance: 5,502.

GAME 13 — DEC. 28, 2009

Mississippi State
Mississippi Valley State

Humphrey Coliseum • 7 p.m.
Starkville, MS

LAST TIME VS. MISSISSIPPI VALLEY STATE

Mississippi Valley State 63 • (18-16)

#	Player	Total		3-Ptr		Rebounds		PF	TP	A	TO	Blk	Stl	Min	
		FG-FA	FT-FTA	FG-FA	FT-FTA	Off	Def								
22	Cannon, Richard	f	2-7	0-2	0-0	0	1	1	3	4	2	3	0	26	
44	Bryant, Kadrian	f	2-5	0-0	0-2	2	6	8	1	4	0	3	0	26	
25	Price, Jefferey	c	3-5	0-0	0-2	1	2	3	4	6	1	0	1	20	
02	Snow, Tychicus	g	3-9	2-7	0-0	1	0	1	0	8	0	2	0	22	
23	Clark, Michael	g	0-2	0-0	0-0	0	1	1	0	0	0	0	0	5	
03	Parks II, Wayne		1-1	1-1	0-0	0	0	0	1	3	0	1	0	3	
05	Speech, Stanford		3-9	0-1	0-0	0	4	4	0	6	2	0	0	24	
11	Davis, Mike		1-3	0-1	0-0	0	1	1	0	2	3	1	0	12	
13	Higgins, Michael		0-0	0-0	0-0	0	0	0	1	0	1	0	0	3	
21	Lucas, Carl		7-10	0-0	8-11	1	3	4	0	22	0	3	0	30	
24	Curry, Adaiah		0-2	0-0	2-2	1	0	1	0	2	1	1	0	3	
42	Alexander, Ronald		3-8	0-0	0-0	3	6	9	5	6	0	3	1	0	26
Team						1	2	3							
Totals			25-61	3-12	10-17	10	26	36	15	63	10	17	2	7	200
FG % 1st Half: 9-27		33.3%	2nd half: 16-34	47.1%	Game: 25-61	41.0%	Deadball Rebounds 4.1								
3FG % 1st Half: 1-4		25.0%	2nd half: 2-8	25.0%	Game: 3-12	25.0%									
FT % 1st Half: 5-8		62.5%	2nd half: 5-9	55.6%	Game: 10-17	58.8%									

Mississippi State 82 • (19-13)

Marshall State 62 (10.0)															
#	Player	Total		3-Ptr		Rebounds		PF	TP	A	TO	Blk	Stl	Min	
		FG-FGA	FG-FGA	FT-FTA	Off	Def	Tot								
01	Delk, Richard	f	2-3	1-2	0-2	0	1	1	2	5	3	0	0	25	
22	Slater, Dietric	f	1-9	0-2	1-2	2	5	7	1	3	2	1	0	22	
23	Rhodes, Charles	c	8-12	0-0	5-5	1	3	4	3	21	1	3	4	0	26
24	Delk, Reginald	g	3-9	1-5	0-0	0	0	0	1	7	1	0	0	0	20
44	Gordon, Jamont	g	8-12	2-4	0-2	1	8	9	1	18	8	3	1	1	29
03	Begley, Billy	0-3	0-2	0-0	0	0	0	0	0	0	2	0	0	0	3
04	Stewart, Barry	2-7	1-5	0-0	1	1	2	3	5	1	0	1	0	0	22
10	Jupe, Joseph	0-0	0-0	0-0	0	0	0	0	0	0	1	0	0	0	1
11	Hansbrough, Ben	3-7	2-6	7-8	1	4	5	2	15	1	2	0	0	0	20
30	Rimmer, Bernard	0-0	0-0	0-0	0	0	0	0	0	0	0	0	0	0	3
32	Varnado, Jarvis	3-3	0-0	2-3	2	3	5	1	8	0	1	1	2	13	3
40	Goodridge, Vernon	0-2	0-0	0-2	2	0	2	0	0	0	0	0	0	0	3
41	Stelmach, Piotr	0-1	0-0	0-0	1	1	2	1	0	0	0	0	0	0	4
Team					3	1	4								
Totals			30-68	7-26	15-24	14	27	41	15	82	17	13	7	7	200
FG % 1st Half: 17-36		47.2%	2nd half: 13-32	40.6%	Game: 30-68	44.1%	Deadball Rebounds 6.2								
3FG % 1st Half: 4-14		28.6%	2nd half: 3-12	25.0%	Game: 7-26	26.9%									
FT % 1st Half: 2-5		40.0%	2nd half: 13-19	68.4%	Game: 15-24	62.5%									

Officials: Randy Heimerman, Kevin Mathis, Winston Stith.

Technical fouls: Mississippi Valley State-TEAM. Mississippi State-None.

Attendance: 5501

MSU advances to second round of MasterCard NIT (Saturday 11 a.m. vs. Bradley/Providence winner). MSU sets school record with 14th home win (14-3). MSU now 10-0 vs. SWAC schools in Stansbury era.

Score by periods	1st	2nd	Total
Mississippi Valley State	24	39	63
Mississippi State	40	42	82

Last FG - MVSU 2nd-00:03, MS 2nd-04:15.
Largest lead - MVSU None, MS by 28 2nd-03:29.

	In	Off	2nd	Fast
Points	30	10	5	6
MS	44	18	16	2

Score tied - 0 times.
Lead changed - 0 times.

NIT GAME 1 — MARCH 13, 2007

Mississippi State 82
Miss. Valley State 63

Humphrey Coliseum

STARKVILLE, Miss. — In 2007 MasterCard NIT first-round action, the top-seeded Mississippi State Bulldogs (19-13) handed an 82-63 defeat to the visiting eighth-seeded Mississippi Valley State Delta Devils (18-16) Tuesday evening in the Humphrey Coliseum.

State will now host the winner of tomorrow's Bradley/Providence game on Saturday at 11 a.m. CT at The Hump in round of 16 action. The game will be televised nationally on ESPN.

Tuesday night, all-SEC junior forward Charles Rhodes led the Bulldog scoring attack, scoring 21 points on 8-of-12 shooting from the floor while tying his career high number of blocks, with

four. Nearing his second career triple-double, first-team all-SEC selection Jamont Gordon contributed 18 points of his own along with nine rebounds and eight assists. Rounding out State scorers in double digits, all-SEC freshman Ben Hansbrough recorded 15 points, along with five assists.

The only MVSU player in double digits on the evening was Carl Lucas, who supplied a game-high 22 points for the Delta Devils.

GENTS QUICK FACTS

Location..... Itta Bena, Miss.
Founded1950
Enrollment.....3,767
Conference..... Southwestern Athletic
Nickname..... Delta Devils
ColorsForest Green & White
ArenaR.W. Harrison Complex (4,500)
President Dr. Donna H. Oliver
Interim Athletic Director..... Donald Sims
Website..... www.mvsu.edu/athletics.com

SERIES INFO (MSU leads, 2-0)

2001: MSU, 93-58 at Starkville
2007: MSU, 82-63 at Starkville#

- MasterCard NIT
At Starkville: MSU leads, 2-0

2009-2010 Mississippi State Basketball
Mississippi State Combined Team Statistics (as of Dec 22, 2009)
All games

RECORD:	OVERALL	HOME	AWAY	NEUTRAL
ALL GAMES	10-2	6-1	1-0	3-1
CONFERENCE	0-0	0-0	0-0	0-0
NON-CONFERENCE	10-2	6-1	1-0	3-1

#	Player	gp-gs	min	avg	Total		3-Point		F-Throw		Rebounds											
					fg-fga	fg%	3fg-fga	3fg%	ft-fa	ft%	off	def	tot	avg	pf	dq	a	to	blk	stl	pts	avg
02	Ravern Johnson	12-12	338	28.2	67-125	.536	38-78	.487	6-6	1.000	7	38	45	3.8	12	0	10	17	6	4	178	14.8
32	Jarvis Varnado	12-12	335	27.9	57-93	.613	0-0	.000	50-80	.625	38	89	127	10.6	20	0	9	20	62	9	164	13.7
22	Barry Stewart	12-12	403	33.6	51-123	.415	25-67	.373	18-27	.667	8	28	36	3.0	21	0	33	12	3	6	145	12.1
03	Dee Bost	12-12	390	32.5	39-99	.394	27-61	.443	27-35	.771	4	55	59	4.9	19	1	66	39	2	14	132	11.0
24	Kodi Augustus	10-9	218	21.8	27-59	.458	11-21	.524	28-33	.848	21	40	61	6.1	21	0	7	22	10	4	93	9.3
05	Romero Osby	12-0	155	12.9	24-44	.545	7-14	.500	12-18	.667	10	26	36	3.0	11	0	7	17	5	2	67	5.6
25	Phil Turner	12-3	258	21.5	23-69	.333	7-30	.233	12-13	.923	14	45	59	4.9	17	0	20	10	5	17	65	5.4
50	John Riek	2-0	9	4.5	2-3	.667	0-0	.000	2-2	1.000	4	3	7	3.5	1	0	0	3	0	0	6	3.0
15	Riley Benock	12-0	146	12.2	12-26	.462	10-23	.435	0-1	.000	0	12	12	1.0	8	0	12	8	2	6	34	2.8
30	Wendell Lewis	12-0	95	7.9	12-21	.571	0-0	.000	4-8	.500	10	17	27	2.3	9	0	0	8	5	0	28	2.3
20	Taylor Luczak	8-0	14	1.8	1-1	1.000	1-1	1.000	0-0	.000	0	2	2	0.3	3	0	0	3	0	0	3	0.4
21	Baxter Price	8-0	10	1.3	1-3	.333	0-0	.000	0-0	.000	1	1	2	0.3	0	0	0	0	0	1	2	0.3
45	Elgin Bailey	4-0	17	4.3	0-4	.000	0-0	.000	1-5	.200	0	0	0	0.0	2	0	0	1	1	0	1	0.3
12	Charles Parker	8-0	12	1.5	1-5	.200	0-2	.000	0-1	.000	0	1	1	0.1	2	0	0	2	0	0	2	0.3
Team											14	21	35				3					
Total.....		12	2400		317-675	.470	126-297	.424	160-229	.699	131	378	509	42.4	146	1	164	165	101	63	920	76.7
Opponents.....		12	2400		266-742	.358	83-241	.344	95-148	.642	131	263	394	32.8	215	-	132	127	26	78	710	59.2

TEAM STATISTICS	MS	OPP	Date	Opponent	Score	Att.
SCORING	920	710	11-13-09	RIDER	L 74-88	7241
Points per game	76.7	59.2	11-19-09	SE LOUISIANA	w 82-67	4544
Scoring margin	+17.5	-	11-21-09	BETHUNE-COOKMAN	w 67-51	3721
FIELD GOALS-ATT	317-675	266-742	11-24-09	TEXAS-PAN AMERICAN	w 75-50	3214
Field goal pct	.470	.358	11-27-09	vs Richmond	L 62-63	585
3 POINT FG-ATT	126-297	83-241	11-28-09	vs Old Dominion	w 69-55	543
3-point FG pct	.424	.344	12-05-09	ST. BONAVENTURE	w 105-53	3344
3-pt FG made per game	10.5	6.9	12-10-09	vs DePaul	w 76-45	9353
FREE THROWS-ATT	160-229	95-148	12-12-09	vs UCLA	w 72-54	13043
Free throw pct	.699	.642	12-16-09	WRIGHT STATE	w 80-69	4721
F-Throws made per game	13.3	7.9	12-16-09	at Houston	w 70-64	3422
REBOUNDS	509	394	12-22-09	CENTENARY	w 88-51	5502
Rebounds per game	42.4	32.8				
Rebounding margin	+9.6	-				
ASSISTS	164	132				
Assists per game	13.7	11.0				
TURNOVERS	165	127				
Turnovers per game	13.8	10.6				
Turnover margin	-3.2	-				
Assist/turnover ratio	1.0	1.0				
STEALS	63	78				
Steals per game	5.3	6.5				
BLOCKS	101	26				
Blocks per game	8.4	2.2				
ATTENDANCE	32287	26946				
Home games-Avg/Game	7-4612	1-3422				
Neutral site-Avg/Game	-	4-5881				

* - Conference game

Score by Periods	1st	2nd	Totals
Mississippi State	478	442	920
Opponents	341	369	710

2009-2010 Mississippi State Basketball
Mississippi State Category Leaders (as of Dec 22, 2009)
All games

Points	G	Pts	Pts/G
Ravern Johnson	12	178	14.8
Jarvis Varnado	12	164	13.7
Barry Stewart	12	145	12.1
Dee Bost	12	132	11.0
Kodi Augustus	10	93	9.3
Romero Osby	12	67	5.6
Phil Turner	12	65	5.4
Riley Benock	12	34	2.8
Wendell Lewis	12	28	2.3
John Riek	2	6	3.0
Taylor Luczak	8	3	0.4
Charles Parker	8	2	0.3
Baxter Price	8	2	0.3

FG Percentage	FG	Att	Pct
Taylor Luczak	1	1	1.000
John Riek	2	3	.667
Jarvis Varnado	57	93	.613
Wendell Lewis	12	21	.571
Romero Osby	24	44	.545
Ravern Johnson	67	125	.536
Riley Benock	12	26	.462
Kodi Augustus	27	59	.458
Barry Stewart	51	123	.415
Dee Bost	39	99	.394
Baxter Price	1	3	.333
Phil Turner	23	69	.333

3-Point Percentage	3FG	Att	Pct
Taylor Luczak	1	1	1.000
Kodi Augustus	11	21	.524
Romero Osby	7	14	.500
Ravern Johnson	38	78	.487
Dee Bost	27	61	.443
Riley Benock	10	23	.435
Barry Stewart	25	67	.373
Phil Turner	7	30	.233
Charles Parker	0	2	.000

Free Throw Percent	FG	Att	Pct
Ravern Johnson	6	6	1.000
John Riek	2	2	1.000
Phil Turner	12	13	.923
Kodi Augustus	28	33	.848
Dee Bost	27	35	.771
Romero Osby	12	18	.667
Barry Stewart	18	27	.667
Jarvis Varnado	50	80	.625
Wendell Lewis	4	8	.500
Elgin Bailey	1	5	.200
Riley Benock	0	1	.000
Charles Parker	0	1	.000

Scoring Average	G	Pts	Avg/G
Ravern Johnson	12	178	14.8
Jarvis Varnado	12	164	13.7
Barry Stewart	12	145	12.1
Dee Bost	12	132	11.0
Kodi Augustus	10	93	9.3
Romero Osby	12	67	5.6
Phil Turner	12	65	5.4
John Riek	2	6	3.0
Riley Benock	12	34	2.8
Wendell Lewis	12	28	2.3
Taylor Luczak	8	3	0.4
Elgin Bailey	4	1	0.3
Charles Parker	8	2	0.3
Baxter Price	8	2	0.3

Field Goal Attempts	G	Att	Att/G
Ravern Johnson	12	125	10.4
Barry Stewart	12	123	10.3
Dee Bost	12	99	8.3
Jarvis Varnado	12	93	7.8
Phil Turner	12	69	5.8

Field Goals Made	G	Made	Made/G
Ravern Johnson	12	67	5.6
Jarvis Varnado	12	57	4.8
Barry Stewart	12	51	4.3
Dee Bost	12	39	3.3
Kodi Augustus	10	27	2.7

3-Point FG Attempts	G	Att	Att/G
Ravern Johnson	12	78	6.5
Barry Stewart	12	67	5.6
Dee Bost	12	61	5.1
Phil Turner	12	30	2.5
Riley Benock	12	23	1.9

3-Point FG Made	G	Made	Made/G
Ravern Johnson	12	38	3.2
Dee Bost	12	27	2.3
Barry Stewart	12	25	2.1
Kodi Augustus	10	11	1.1
Riley Benock	12	10	0.8

Free Throw Attempts	G	Att	Att/G
Jarvis Varnado	12	80	6.7
Dee Bost	12	35	2.9
Kodi Augustus	10	33	3.3
Barry Stewart	12	27	2.3
Romero Osby	12	18	1.5

Free Throws Made	G	Made	Made/G
Jarvis Varnado	12	50	4.2
Kodi Augustus	10	28	2.8
Dee Bost	12	27	2.3
Barry Stewart	12	18	1.5
Romero Osby	12	12	1.0
Phil Turner	12	12	1.0

2009-2010 Mississippi State Basketball
Mississippi State Category Leaders (as of Dec 22, 2009)
All games

Rebounds	G	Reb	Reb/G
Jarvis Varnado	12	127	10.6
Kodi Augustus	10	61	6.1
Dee Bost	12	59	4.9
Phil Turner	12	59	4.9
Ravern Johnson	12	45	3.8

Rebound Average	G	Reb	Avg/G
Jarvis Varnado	12	127	10.6
Kodi Augustus	10	61	6.1
Phil Turner	12	59	4.9
Dee Bost	12	59	4.9
Ravern Johnson	12	45	3.8

Offensive Rebounds	G	No.	Avg/G
Jarvis Varnado	12	38	3.2
Kodi Augustus	10	21	2.1
Phil Turner	12	14	1.2
Wendell Lewis	12	10	0.8
Romero Osby	12	10	0.8

Defensive Rebounds	G	No.	Avg/G
Jarvis Varnado	12	89	7.4
Dee Bost	12	55	4.6
Phil Turner	12	45	3.8
Kodi Augustus	10	40	4.0
Ravern Johnson	12	38	3.2

Fouls	G	No.	Per/G
Barry Stewart	12	21	1.8
Kodi Augustus	10	21	2.1
Jarvis Varnado	12	20	1.7
Dee Bost	12	19	1.6
Phil Turner	12	17	1.4

Foulouts	G	No.
Dee Bost	12	1

Assists	G	No.	Ast/G
Dee Bost	12	66	5.5
Barry Stewart	12	33	2.8
Phil Turner	12	20	1.7
Riley Benock	12	12	1.0
Ravern Johnson	12	10	0.8

Steals	G	No.	Stl/G
Phil Turner	12	17	1.4
Dee Bost	12	14	1.2
Jarvis Varnado	12	9	0.8
Riley Benock	12	6	0.5
Barry Stewart	12	6	0.5

Blocked Shots	G	No.	Blk/G
Jarvis Varnado	12	62	5.2
Kodi Augustus	10	10	1.0
Ravern Johnson	12	6	0.5
Romero Osby	12	5	0.4
Phil Turner	12	5	0.4
Wendell Lewis	12	5	0.4

Minutes	G	No.	Min/G
Barry Stewart	12	403	33.6
Dee Bost	12	390	32.5
Ravern Johnson	12	338	28.2
Jarvis Varnado	12	335	27.9
Phil Turner	12	258	21.5

Turnovers	G	No.	TO/G
Dee Bost	12	39	3.3
Kodi Augustus	10	22	2.2
Jarvis Varnado	12	20	1.7
Ravern Johnson	12	17	1.4
Romero Osby	12	17	1.4

2009-2010 Mississippi State Basketball
Mississippi State Team Game-by-Game Comparison (as of Dec 22, 2009)
All games

Opponent	1st	2nd	Score	Mar	Total FG	FG Pct	3-Pointers	3FG Pct	Free Throws	FT Pct	Rebounds	Assist	T/Over	Block	Steal	Fouls
RIDER	42/44	32/44	74-88	(14)	26-62/30-59	.419/.508	10-27/10-16	.370/.625	12-19/18-28	.632/.643	37/38 (1)	15/14	12/6	9/2	2/5	20/19
SE LOUISIANA	41/29	41/38	82-67	+15	28-62/26-66	.452/.394	10-25/8-20	.400/.400	16-21/7-9	.762/.778	47/30 +17	12/12	13/11	10/7	9/5	9/19
BETHUNE-COOKMAN	31/24	36/27	67-51	+16	24-56/18-52	.429/.346	8-20/4-12	.400/.333	11-15/11-13	.733/.846	37/32 +5	13/9	13/15	9/4	8/9	8/15
TEXAS-PAN AMERICAN	42/33	33/17	75-50	+25	30-57/19-65	.526/.292	9-22/7-21	.409/.333	6-11/5-8	.545/.625	45/33 +12	9/7	16/11	14/2	8/6	12/15
Richmond	32/35	30/28	62-63	(1)	18-54/22-44	.333/.500	9-25/8-19	.360/.421	17-23/11-14	.739/.786	41/24 +17	10/16	13/13	1/1	0/5	15/22
Old Dominion	36/28	33/27	69-55	+14	21-45/22-58	.467/.379	9-23/5-18	.391/.278	18-23/6-8	.783/.750	33/33 -	12/14	11/10	5/0	3/5	10/23
ST. BONAVENTURE	56/22	49/31	105-53	+52	37-62/23-69	.597/.333	16-28/2-11	.571/.182	15-21/5-9	.714/.556	44/31 +13	25/7	11/12	10/4	7/5	14/18
DePaul	35/15	41/30	76-45	+31	24-55/18-64	.436/.281	12-29/5-18	.414/.278	16-22/4-10	.727/.400	49/36 +13	13/6	17/12	7/1	6/10	12/19
UCLA	40/19	32/35	72-54	+18	28-59/22-63	.475/.349	9-24/4-20	.375/.200	7-12/6-13	.583/.462	39/41 (2)	11/12	12/10	8/1	5/7	8/13
WRIGHT STATE	43/31	37/38	80-69	+11	29-46/23-66	.630/.348	12-25/14-36	.480/.389	10-14/9-10	.714/.900	34/28 +6	16/14	18/10	13/0	5/7	12/15
Houston	34/34	36/30	70-64	+6	22-57/24-77	.386/.312	8-22/10-31	.364/.323	18-30/6-14	.600/.429	59/39 +20	8/11	19/6	6/0	5/7	14/23
CENTENARY	46/27	42/24	88-51	+37	30-60/19-59	.500/.322	14-27/6-19	.519/.316	14-18/7-12	.778/.583	44/29 +15	20/10	10/11	9/4	5/7	12/14

Note: Game totals are displayed in the format TEAM/OPPONENT for each category

2009-2010 Mississippi State Basketball
Mississippi State Points-Rebounds-Assists (as of Dec 22, 2009)
All games

Opponent	Date	Score		02 JOHNSON,R	03 BOST,DEE	05 OSBY,ROME	12 PARKER,CH	15 BENOCK,RIL	20 LUCZAK,TAY	21 PRICE,BAXT	22 STEWART,B	24 AUGUSTUS,	25 TURNER,PHI	30 LEWIS,WEND	32 VARNADO,J
RIDER	11-13-09	74-88	L	10-1-1	14-2-7	4-3-0	DNP	0-0-1	DNP	DNP	7-3-3	9-5-0	8-5-1	0-1-0	22-14-2
SLU	11-19-09	82-67	w	17-3-0	10-5-4	5-4-1	0-0-0	2-2-1	3-0-0	0-0-0	13-3-1	DNP	10-14-3	2-2-0	20-9-2
BCU	11-21-09	67-51	w	10-2-0	10-4-2	7-6-3	0-0-0	5-2-0	0-0-0	0-0-0	10-1-4	DNP	9-5-2	6-5-0	10-10-2
TPA	11-24-09	75-50	w	11-3-0	13-6-4	8-2-2	2-0-0	0-1-0	0-1-0	0-0-0	12-2-0	9-8-0	5-3-2	2-1-0	12-15-1
vs UR	11-27-09	62-63	L	15-6-1	5-3-4	4-1-0	DNP	0-1-0	DNP	DNP	13-3-3	13-6-0	4-9-2	0-3-0	8-6-0
vs ODU	11-28-09	69-55	w	6-3-3	25-4-4	1-1-0	DNP	0-0-0	DNP	DNP	10-3-3	10-7-2	2-6-0	0-0-0	15-6-0
SBU	12-05-09	105-53	w	18-5-3	17-8-7	5-5-0	0-0-0	9-0-5	0-0-0	0-2-0	13-4-7	17-5-1	5-0-1	7-5-0	14-8-1
vs DPU	12-10-09	76-45	w	14-3-0	4-3-4	13-7-1	0-1-0	6-2-1	0-1-0	2-0-0	12-3-2	11-3-0	2-5-5	0-4-0	12-14-0
vs UCLA	12-12-09	72-54	w	29-7-0	2-6-7	2-2-0	0-0-0	3-1-0	0-0-0	0-0-0	6-2-4	7-2-0	6-3-0	4-1-0	13-11-0
WSU	12-16-09	80-69	w	13-5-1	7-6-11	10-2-0	0-0-0	0-0-1	0-0-0	0-0-0	21-3-1	5-4-1	3-1-1	4-2-0	17-8-0
at HOU	12-16-09	70-64	w	15-4-1	15-6-6	0-1-0	DNP	0-2-1	DNP	DNP	14-5-0	7-16-0	5-4-0	1-2-0	13-17-0
CC	12-22-09	88-51	w	20-3-0	10-6-6	8-2-0	0-0-0	9-1-2	0-0-0	0-0-0	14-4-5	5-5-3	6-4-3	2-1-0	8-9-1

Opponent	Date	Score		45 BAILEY,ELG	50 RIEK,JOHN
RIDER	11-13-09	74-88	L	DNP	DNP
SLU	11-19-09	82-67	w	0-0-0	DNP
BCU	11-21-09	67-51	w	DNP	DNP
TPA	11-24-09	75-50	w	1-0-0	DNP
vs UR	11-27-09	62-63	L	0-0-0	DNP
vs ODU	11-28-09	69-55	w	0-0-0	DNP
SBU	12-05-09	105-53	w	DNP	DNP
vs DPU	12-10-09	76-45	w	DNP	DNP
vs UCLA	12-12-09	72-54	w	DNP	DNP
WSU	12-16-09	80-69	w	DNP	0-0-0
at HOU	12-16-09	70-64	w	DNP	DNP
CC	12-22-09	88-51	w	DNP	6-7-0

2009-2010 Mississippi State Basketball
Mississippi State Game-by-Game Highs (as of Dec 22, 2009)
All games

Opponent	Date	Score	Points	Rebounds	Assists	Steals	Blocked shots
RIDER	11-13-09	74-88	22-Jarvis Varnado	14-Jarvis Varnado	7-Dee Bost	1-Phil Turner Dee Bost	7-Jarvis Varnado
SE LOUISIANA	11-19-09	82-67	20-Jarvis Varnado	14-Phil Turner	4-Dee Bost	3-Jarvis Varnado	8-Jarvis Varnado
BETHUNE-COOKMAN	11-21-09	67-51	10-Dee Bost Barry Stewart Ravern Johnson Jarvis Varnado	10-Jarvis Varnado	4-Barry Stewart	2-Riley Benock Ravern Johnson Phil Turner Dee Bost	4-Jarvis Varnado
TEXAS-PAN AMERICAN	11-24-09	75-50	13-Dee Bost	15-Jarvis Varnado	4-Dee Bost	3-Phil Turner	8-Jarvis Varnado
vs Richmond	11-27-09	62-63	15-Ravern Johnson	9-Phil Turner	4-Dee Bost	None	1-Jarvis Varnado
vs Old Dominion	11-28-09	69-55	25-Dee Bost	7-Kodi Augustus	4-Dee Bost	2-Kodi Augustus	5-Jarvis Varnado
ST. BONAVENTURE	12-05-09	105-53	18-Ravern Johnson	8-Dee Bost Jarvis Varnado	7-Dee Bost Barry Stewart	3-Jarvis Varnado	4-Jarvis Varnado
vs DePaul	12-10-09	76-45	14-Ravern Johnson	14-Jarvis Varnado	5-Phil Turner	2-Phil Turner	3-Jarvis Varnado
vs UCLA	12-12-09	72-54	29-Ravern Johnson	11-Jarvis Varnado	7-Dee Bost	3-Phil Turner	7-Jarvis Varnado
WRIGHT STATE	12-16-09	80-69	21-Barry Stewart	8-Jarvis Varnado	11-Dee Bost	2-Kodi Augustus Barry Stewart	6-Jarvis Varnado
at Houston	12-16-09	70-64	15-Ravern Johnson Dee Bost	17-Jarvis Varnado	6-Dee Bost	2-Dee Bost	5-Jarvis Varnado
CENTENARY	12-22-09	88-51	20-Ravern Johnson	9-Jarvis Varnado	6-Dee Bost	2-Dee Bost Phil Turner	4-Jarvis Varnado

2009-2010 Mississippi State Basketball
Mississippi State Team High/Low Analysis (as of Dec 22, 2009)
All games

Mississippi State - TEAM GAME HIGHS

POINTS	105	ST. BONAVENTURE (12-05-09)
	88	CENTENARY (12-22-09)
	82	SE LOUISIANA (11-19-09)
	80	WRIGHT STATE (12-16-09)
	76	vs DePaul (12-10-09)
FIELD GOALS MADE	37	ST. BONAVENTURE (12-05-09)
	30	CENTENARY (12-22-09)
	30	TEXAS-PAN AMERICAN (11-24-09)
FIELD GOAL ATTEMPTS	62	ST. BONAVENTURE (12-05-09)
	62	SE LOUISIANA (11-19-09)
	62	RIDER (11-13-09)
FIELD GOAL PERCENTAGE	.630 (29-46)	WRIGHT STATE (12-16-09)
	.597 (37-62)	ST. BONAVENTURE (12-05-09)
3 PT FIELD GOALS MADE	16	ST. BONAVENTURE (12-05-09)
	14	CENTENARY (12-22-09)
3 PT FG ATTEMPTS	29	vs DePaul (12-10-09)
	28	ST. BONAVENTURE (12-05-09)
3 PT FG PERCENTAGE	.571 (16-28)	ST. BONAVENTURE (12-05-09)
	.519 (14-27)	CENTENARY (12-22-09)
FREE THROWS MADE	18	at Houston (12-16-09)
	18	vs Old Dominion (11-28-09)
FREE THROW ATTEMPTS	30	at Houston (12-16-09)
	23	vs Old Dominion (11-28-09)
	23	vs Richmond (11-27-09)
FREE THROW PERCENTAGE	.783 (18-23)	vs Old Dominion (11-28-09)
	.778 (14-18)	CENTENARY (12-22-09)
REBOUNDS	59	at Houston (12-16-09)
	49	vs DePaul (12-10-09)
ASSISTS	25	ST. BONAVENTURE (12-05-09)
	20	CENTENARY (12-22-09)
STEALS	9	SE LOUISIANA (11-19-09)
	8	TEXAS-PAN AMERICAN (11-24-09)
	8	BETHUNE-COOKMAN (11-21-09)
BLOCKED SHOTS	14	TEXAS-PAN AMERICAN (11-24-09)
	13	WRIGHT STATE (12-16-09)
TURNOVERS	19	at Houston (12-16-09)
	18	WRIGHT STATE (12-16-09)
FOULS	20	RIDER (11-13-09)
	15	vs Richmond (11-27-09)

2009-2010 Mississippi State Basketball
Mississippi State High/Low Analysis (as of Dec 22, 2009)
All games

Opponent - GAME HIGHS

POINTS	88		RIDER (11-13-09)
	69		WRIGHT STATE (12-16-09)
	67		SE LOUISIANA (11-19-09)
	64		at Houston (12-16-09)
	63		vs Richmond (11-27-09)
FIELD GOALS MADE	30		RIDER (11-13-09)
	26		SE LOUISIANA (11-19-09)
FIELD GOAL ATTEMPTS	77		at Houston (12-16-09)
	69		ST. BONAVENTURE (12-05-09)
FIELD GOAL PERCENTAGE	.508	(30-59)	RIDER (11-13-09)
	.500	(22-44)	vs Richmond (11-27-09)
3 PT FIELD GOALS MADE	14		WRIGHT STATE (12-16-09)
	10		at Houston (12-16-09)
	10		RIDER (11-13-09)
3 PT FG ATTEMPTS	36		WRIGHT STATE (12-16-09)
	31		at Houston (12-16-09)
3 PT FG PERCENTAGE	.625	(10-16)	RIDER (11-13-09)
	.421	(8-19)	vs Richmond (11-27-09)
FREE THROWS MADE	18		RIDER (11-13-09)
	11		vs Richmond (11-27-09)
	11		BETHUNE-COOKMAN (11-21-09)
FREE THROW ATTEMPTS	28		RIDER (11-13-09)
	14		at Houston (12-16-09)
	14		vs Richmond (11-27-09)
FREE THROW PERCENTAGE	.900	(9-10)	WRIGHT STATE (12-16-09)
	.846	(11-13)	BETHUNE-COOKMAN (11-21-09)
REBOUNDS	41		vs UCLA (12-12-09)
	39		at Houston (12-16-09)
ASSISTS	16		vs Richmond (11-27-09)
	14		WRIGHT STATE (12-16-09)
	14		vs Old Dominion (11-28-09)
	14		RIDER (11-13-09)
STEALS	10		vs DePaul (12-10-09)
	9		BETHUNE-COOKMAN (11-21-09)
BLOCKED SHOTS	7		SE LOUISIANA (11-19-09)
	4		CENTENARY (12-22-09)
	4		ST. BONAVENTURE (12-05-09)
	4		BETHUNE-COOKMAN (11-21-09)
TURNOVERS	15		BETHUNE-COOKMAN (11-21-09)
	13		vs Richmond (11-27-09)
FOULS	23		at Houston (12-16-09)
	23		vs Old Dominion (11-28-09)

2009-2010 Mississippi State Basketball
Mississippi State High/Low Analysis (as of Dec 22, 2009)
All games

Mississippi State - GAME LOWS

POINTS	62		vs Richmond (11-27-09)
	67		BETHUNE-COOKMAN (11-21-09)
	69		vs Old Dominion (11-28-09)
	70		at Houston (12-16-09)
	72		vs UCLA (12-12-09)
FIELD GOALS MADE	18		vs Richmond (11-27-09)
	21		vs Old Dominion (11-28-09)
FIELD GOAL ATTEMPTS	45		vs Old Dominion (11-28-09)
	46		WRIGHT STATE (12-16-09)
FIELD GOAL PERCENTAGE	.333	(18-54)	vs Richmond (11-27-09)
	.386	(22-57)	at Houston (12-16-09)
3 PT FIELD GOALS MADE	8		BETHUNE-COOKMAN (11-21-09)
	8		at Houston (12-16-09)
3 PT FG ATTEMPTS	20		BETHUNE-COOKMAN (11-21-09)
	22		TEXAS-PAN AMERICAN (11-24-09)
	22		at Houston (12-16-09)
3 PT FG PERCENTAGE	.360	(9-25)	vs Richmond (11-27-09)
	.364	(8-22)	at Houston (12-16-09)
FREE THROWS MADE	6		TEXAS-PAN AMERICAN (11-24-09)
	7		vs UCLA (12-12-09)
FREE THROW ATTEMPTS	11		TEXAS-PAN AMERICAN (11-24-09)
	12		vs UCLA (12-12-09)
FREE THROW PERCENTAGE	.545	(6-11)	TEXAS-PAN AMERICAN (11-24-09)
	.583	(7-12)	vs UCLA (12-12-09)
REBOUNDS	33		vs Old Dominion (11-28-09)
	34		WRIGHT STATE (12-16-09)
ASSISTS	8		at Houston (12-16-09)
	9		TEXAS-PAN AMERICAN (11-24-09)
STEALS	0		vs Richmond (11-27-09)
	2		RIDER (11-13-09)
BLOCKED SHOTS	1		vs Richmond (11-27-09)
	5		vs Old Dominion (11-28-09)
TURNOVERS	10		CENTENARY (12-22-09)
	11		vs Old Dominion (11-28-09)
	11		ST. BONAVENTURE (12-05-09)
FOULS	8		BETHUNE-COOKMAN (11-21-09)
	8		vs UCLA (12-12-09)

2009-2010 Mississippi State Basketball
Mississippi State High/Low Analysis (as of Dec 22, 2009)
All games

Opponent - GAME LOWS

POINTS	45		vs DePaul (12-10-09)
	50		TEXAS-PAN AMERICAN (11-24-09)
	51		BETHUNE-COOKMAN (11-21-09)
	51		CENTENARY (12-22-09)
	53		ST. BONAVENTURE (12-05-09)
FIELD GOALS MADE	18		BETHUNE-COOKMAN (11-21-09)
	18		vs DePaul (12-10-09)
FIELD GOAL ATTEMPTS	44		vs Richmond (11-27-09)
	52		BETHUNE-COOKMAN (11-21-09)
FIELD GOAL PERCENTAGE	.281	(18-64)	vs DePaul (12-10-09)
	.292	(19-65)	TEXAS-PAN AMERICAN (11-24-09)
3 PT FIELD GOALS MADE	2		ST. BONAVENTURE (12-05-09)
	4		BETHUNE-COOKMAN (11-21-09)
	4		vs UCLA (12-12-09)
3 PT FG ATTEMPTS	11		ST. BONAVENTURE (12-05-09)
	12		BETHUNE-COOKMAN (11-21-09)
3 PT FG PERCENTAGE	.182	(2-11)	ST. BONAVENTURE (12-05-09)
	.200	(4-20)	vs UCLA (12-12-09)
FREE THROWS MADE	4		vs DePaul (12-10-09)
	5		TEXAS-PAN AMERICAN (11-24-09)
	5		ST. BONAVENTURE (12-05-09)
FREE THROW ATTEMPTS	8		TEXAS-PAN AMERICAN (11-24-09)
	8		vs Old Dominion (11-28-09)
FREE THROW PERCENTAGE	.400	(4-10)	vs DePaul (12-10-09)
	.429	(6-14)	at Houston (12-16-09)
REBOUNDS	24		vs Richmond (11-27-09)
	28		WRIGHT STATE (12-16-09)
ASSISTS	6		vs DePaul (12-10-09)
	7		TEXAS-PAN AMERICAN (11-24-09)
	7		ST. BONAVENTURE (12-05-09)
STEALS	5		RIDER (11-13-09)
	5		SE LOUISIANA (11-19-09)
	5		vs Richmond (11-27-09)
	5		vs Old Dominion (11-28-09)
	5		ST. BONAVENTURE (12-05-09)
BLOCKED SHOTS	0		vs Old Dominion (11-28-09)
	0		WRIGHT STATE (12-16-09)
	0		at Houston (12-16-09)
TURNOVERS	6		RIDER (11-13-09)
	6		at Houston (12-16-09)
FOULS	13		vs UCLA (12-12-09)
	14		CENTENARY (12-22-09)

2009-2010 Mississippi State Basketball
Mississippi State Player High/Low Analysis (as of Dec 22, 2009)
All games

Mississippi State - INDIVIDUAL GAME HIGHS

Points	29		Ravern Johnson vs UCLA (12-12-09)
	25		Dee Bost vs Old Dominion (11-28-09)
	22		Jarvis Varnado vs Rider (11-13-09)
	21		Barry Stewart vs Wright State (12-16-09)
	20		Ravern Johnson vs Centenary (12-22-09)
	20		Jarvis Varnado vs SE Louisiana (11-19-09)
Field Goals Made	12		Ravern Johnson vs UCLA (12-12-09)
	8		Barry Stewart vs Wright State (12-16-09)
	8		Dee Bost vs Old Dominion (11-28-09)
	8		Jarvis Varnado vs Rider (11-13-09)
Field Goal Att.	15		Ravern Johnson vs UCLA (12-12-09)
	14		Ravern Johnson at Houston (12-16-09)
FG Pct (min 5 made)	1.000	(8-8)	Jarvis Varnado vs Rider (11-13-09)
	1.000	(6-6)	Jarvis Varnado vs Wright State (12-16-09)
3-Point FG Made	6		Dee Bost vs Old Dominion (11-28-09)
	5		Ravern Johnson vs Centenary (12-22-09)
	5		Barry Stewart vs Wright State (12-16-09)
	5		Ravern Johnson vs UCLA (12-12-09)
	5		Dee Bost vs St. Bonaventure (12-05-09)
3-Point FG Att.	10		Ravern Johnson at Houston (12-16-09)
	9		Dee Bost vs Old Dominion (11-28-09)
3-Pt FG Pct (min 2 made)	1.000	(3-3)	Riley Benock vs Centenary (12-22-09)
	1.000	(2-2)	Romero Osby vs Wright State (12-16-09)
Free Throws Made	8		Kodi Augustus vs Old Dominion (11-28-09)
	8		Kodi Augustus vs Richmond (11-27-09)
	8		Jarvis Varnado vs SE Louisiana (11-19-09)
Free Throw Att.	17		Jarvis Varnado at Houston (12-16-09)
	10		Jarvis Varnado vs SE Louisiana (11-19-09)
FT Pct (min 3 made)	1.000	(8-8)	Kodi Augustus vs Old Dominion (11-28-09)
	1.000	(8-8)	Kodi Augustus vs Richmond (11-27-09)
	1.000	(5-5)	Dee Bost at Houston (12-16-09)
	1.000	(4-4)	Jarvis Varnado vs Centenary (12-22-09)
	1.000	(4-4)	Romero Osby vs DePaul (12-10-09)
	1.000	(4-4)	Jarvis Varnado vs Richmond (11-27-09)
	1.000	(4-4)	Dee Bost vs Bethune-Cookman (11-21-09)
	1.000	(4-4)	Barry Stewart vs SE Louisiana (11-19-09)
	1.000	(3-3)	Ravern Johnson vs Centenary (12-22-09)
	1.000	(3-3)	Kodi Augustus vs DePaul (12-10-09)
	1.000	(3-3)	Barry Stewart vs Old Dominion (11-28-09)
	1.000	(3-3)	Dee Bost vs Texas-Pan American (11-24-09)
Rebounds	17		Jarvis Varnado at Houston (12-16-09)
	16		Kodi Augustus at Houston (12-16-09)
Assists	11		Dee Bost vs Wright State (12-16-09)
	7		Dee Bost vs UCLA (12-12-09)
	7		Barry Stewart vs St. Bonaventure (12-05-09)
	7		Dee Bost vs St. Bonaventure (12-05-09)
	7		Dee Bost vs Rider (11-13-09)
Steals	3		Phil Turner vs UCLA (12-12-09)
	3		Jarvis Varnado vs St. Bonaventure (12-05-09)
	3		Phil Turner vs Texas-Pan American (11-24-09)
	3		Jarvis Varnado vs SE Louisiana (11-19-09)
Blocked Shots	8		Jarvis Varnado vs Texas-Pan American (11-24-09)
	8		Jarvis Varnado vs SE Louisiana (11-19-09)

Turnovers	7	Dee Bost at Houston (12-16-09)
	5	Dee Bost vs DePaul (12-10-09)
	5	Barry Stewart vs Richmond (11-27-09)
	5	Ravern Johnson vs Texas-Pan American (11-24-09)
Fouls	5	Dee Bost vs Bethune-Cookman (11-21-09)
	5	Dee Bost vs Rider (11-13-09)
	4	Riley Benock vs Wright State (12-16-09)
	4	Dee Bost vs St. Bonaventure (12-05-09)
	4	Jarvis Varnado vs Richmond (11-27-09)
	4	Ravern Johnson vs Texas-Pan American (11-24-09)
	4	Kodi Augustus vs Rider (11-13-09)

2009-2010 Mississippi State Basketball
Mississippi State Opponent High/Low Analysis (as of Dec 22, 2009)
All games

OPPONENT INDIVIDUAL GAME HIGHS

Points	28		COLEMAN, Aubrey at Houston (12-16-09)
	22		Troy Tabler vs Wright State (12-16-09)
	21		Mike Ringgold vs Rider (11-13-09)
	21		Novar Gadson vs Rider (11-13-09)
	20		Lee, Gerald vs Old Dominion (11-28-09)
	20		Patrick Sullivan vs SE Louisiana (11-19-09)
Field Goals Made	10		COLEMAN, Aubrey at Houston (12-16-09)
	10		Mike Ringgold vs Rider (11-13-09)
Field Goal Att.	31		COLEMAN, Aubrey at Houston (12-16-09)
	21		WALKER, Will vs DePaul (12-10-09)
	21		Patrick Sullivan vs SE Louisiana (11-19-09)
FG Pct (min 5 made)	.636	(7-11)	Novar Gadson vs Rider (11-13-09)
	.625	(5-8)	Ronnie Thomas vs Wright State (12-16-09)
3-Point FG Made	6		Troy Tabler vs Wright State (12-16-09)
	4		LEWIS, Kelvin at Houston (12-16-09)
	4		Ronnie Thomas vs Wright State (12-16-09)
	4		Trent Hutchin vs SE Louisiana (11-19-09)
	4		Ryan Thompson vs Rider (11-13-09)
3-Point FG Att.	12		Troy Tabler vs Wright State (12-16-09)
	10		LEWIS, Kelvin at Houston (12-16-09)
3-Pt FG Pct (min 2 made)	1.000	(2-2)	HARPER, Justin vs Richmond (11-27-09)
	1.000	(2-2)	Novar Gadson vs Rider (11-13-09)
	1.000	(2-2)	Justin Robinson vs Rider (11-13-09)
Free Throws Made	7		Justin Robinson vs Rider (11-13-09)
	5		COLEMAN, Aubrey at Houston (12-16-09)
	5		BUTLER, Ryan vs Richmond (11-27-09)
	5		Novar Gadson vs Rider (11-13-09)
Free Throw Att.	11		COLEMAN, Aubrey at Houston (12-16-09)
	9		Justin Robinson vs Rider (11-13-09)
FT Pct (min 3 made)	1.000	(5-5)	BUTLER, Ryan vs Richmond (11-27-09)
	1.000	(4-4)	ADAMS,TYREL vs Bethune-Cookman (11-21-09)
	1.000	(4-4)	Jhamar Youngblood vs Rider (11-13-09)
	1.000	(3-3)	BIZOUKAS, Michael vs DePaul (12-10-09)
Rebounds	12		COLEMAN, Aubrey at Houston (12-16-09)
	11		ABRAHAM,ALBERT vs Bethune-Cookman (11-21-09)
	11		Novar Gadson vs Rider (11-13-09)
Assists	6		WADE, Desmond at Houston (12-16-09)
	5		GERIOT, Dan vs Richmond (11-27-09)
Steals	3		WALLACE, Eric vs DePaul (12-10-09)
	3		ANDERSON, Kevin vs Richmond (11-27-09)
	3		Ben Smith vs Texas-Pan American (11-24-09)
	3		REED,C J vs Bethune-Cookman (11-21-09)
	3		Deshawn Patterson vs SE Louisiana (11-19-09)
	3		Novar Gadson vs Rider (11-13-09)
Blocked Shots	3		Marquise Simmons vs St. Bonaventure (12-05-09)
	3		Patrick Sullivan vs SE Louisiana (11-19-09)
Turnovers	4		Troy Tabler vs Wright State (12-16-09)
	4		Malcolm Eleby vs St. Bonaventure (12-05-09)
	4		REED,C J vs Bethune-Cookman (11-21-09)
Fouls	5		BROUGHTON, Kahmell at Houston (12-16-09)
	5		Marquise Simmons vs St. Bonaventure (12-05-09)
	5		GARRETT, Darrius vs Richmond (11-27-09)
	5		Jermaine Jackson vs Rider (11-13-09)

2009-2010 Mississippi State Basketball
Mississippi State Individual Game-by-Game (as of Dec 22, 2009)
All games

#02 Ravern Johnson

Opponent	Date	gs	min	Total		3-Pointers		Free throws		Rebounds				pf	a	t/o	blk	stl	pts	avg	
				fg-fga	pct	3fg-fga	pct	ft-fa	pct	off	def	tot	avg								
RIDER	11-13-09	*	29	4-11	.364	2-8	.250	0-0	.000	0	1	1	1.0	1	1	0	0	0	10	10.0	
SE LOUISIANA	11-19-09	*	31	7-13	.538	3-6	.500	0-0	.000	1	2	3	2.0	2	0	1	0	1	17	13.5	
BETHUNE-COOKMAN	11-21-09	*	26	4-10	.400	2-6	.333	0-0	.000	0	2	2	2.0	0	0	1	1	2	10	12.3	
TEXAS-PAN AMERICAN	11-24-09	*	25	4-8	.500	2-5	.400	1-1	1.000	1	2	3	2.3	4	0	5	2	1	11	12.0	
vs Richmond	11-27-09	*	31	6-11	.545	3-6	.500	0-0	.000	3	3	6	3.0	1	1	0	0	0	15	12.6	
vs Old Dominion	11-28-09	*	26	2-6	.333	2-5	.400	0-0	.000	0	3	3	3.0	0	3	2	0	0	6	11.5	
ST. BONAVENTURE	12-05-09	*	24	7-11	.636	4-6	.667	0-0	.000	0	5	5	3.3	0	3	0	0	0	18	12.4	
vs DePaul	12-10-09	*	22	5-8	.625	4-6	.667	0-0	.000	0	3	3	3.3	2	0	2	1	0	14	12.6	
vs UCLA	12-12-09	*	31	12-15	.800	5-8	.625	0-0	.000	1	6	7	3.7	0	0	1	0	0	29	14.4	
WRIGHT STATE	12-16-09	*	32	5-7	.714	3-4	.750	0-0	.000	0	5	5	3.8	1	1	2	0	0	13	14.3	
at Houston	12-16-09	*	38	5-14	.357	3-10	.300	2-2	1.000	1	3	4	3.8	1	1	2	0	0	15	14.4	
CENTENARY	12-22-09	*	23	6-11	.545	5-8	.625	3-3	1.000	0	3	3	3.8	0	0	1	2	0	20	14.8	
Totals			12	338	67-125	.536	38-78	.487	6-6	1.000	7	38	45	3.8	12	10	17	6	4	178	14.8

Games played: 12
Minutes/game: 28.2
Points/game: 14.8
FG Pct: 53.6
3FG Pct: 48.7
FT Pct: 100.0

Rebounds/game: 3.8
Assists/game: 0.8
Turnovers/game: 1.4
Assist/turnover ratio: 0.6
Steals/game: 0.3
Blocks/game: 0.5

#03 Dee Bost

Opponent	Date	gs	min	Total		3-Pointers		Free throws		Rebounds				pf	a	t/o	blk	stl	pts	avg	
				fg-fga	pct	3fg-fga	pct	ft-fa	pct	off	def	tot	avg								
RIDER	11-13-09	*	39	3-11	.273	3-6	.500	5-6	.833	1	1	2	2.0	5	7	2	0	1	14	14.0	
SE LOUISIANA	11-19-09	*	32	3-5	.600	2-3	.667	2-5	.400	0	5	5	3.5	1	4	3	0	1	10	12.0	
BETHUNE-COOKMAN	11-21-09	*	31	2-7	.286	2-4	.500	4-4	1.000	1	3	4	3.7	0	2	5	0	2	10	11.3	
TEXAS-PAN AMERICAN	11-24-09	*	30	4-10	.400	2-6	.333	3-3	1.000	0	6	6	4.3	1	4	4	0	2	13	11.8	
vs Richmond	11-27-09	*	35	1-7	.143	1-5	.200	2-4	.500	0	3	3	4.0	3	4	2	0	0	5	10.4	
vs Old Dominion	11-28-09	*	37	8-13	.615	6-9	.667	3-4	.750	0	4	4	4.0	0	4	1	0	1	25	12.8	
ST. BONAVENTURE	12-05-09	*	24	6-9	.667	5-7	.714	0-0	.000	1	7	8	4.6	4	7	1	0	1	17	13.4	
vs DePaul	12-10-09	*	30	1-6	.167	1-4	.250	1-2	.500	0	3	3	4.4	2	4	5	1	1	4	12.3	
vs UCLA	12-12-09	*	34	0-6	.000	0-4	.000	2-2	1.000	1	5	6	4.6	1	7	3	0	1	2	11.1	
WRIGHT STATE	12-16-09	*	33	3-9	.333	1-5	.200	0-0	.000	0	6	6	4.7	1	11	4	0	0	7	10.7	
at Houston	12-16-09	*	38	4-9	.444	2-4	.500	5-5	1.000	0	6	6	4.8	0	6	7	0	2	15	11.1	
CENTENARY	12-22-09	*	27	4-7	.571	2-4	.500	0-0	.000	0	6	6	4.9	1	6	2	1	2	10	11.0	
Totals			12	390	39-99	.394	27-61	.443	27-35	.771	4	55	59	4.9	19	66	39	2	14	132	11.0

Games played: 12
Minutes/game: 32.5
Points/game: 11.0
FG Pct: 39.4
3FG Pct: 44.3
FT Pct: 77.1

Rebounds/game: 4.9
Assists/game: 5.5
Turnovers/game: 3.3
Assist/turnover ratio: 1.7
Steals/game: 1.2
Blocks/game: 0.2

2009-2010 Mississippi State Basketball
Mississippi State Individual Game-by-Game (as of Dec 22, 2009)
All games

#05 Romero Osby

Opponent	Date	gs	min	Total		3-Pointers		Free throws		Rebounds				pf	a	t/o	blk	stl	pts	avg
				fg-fga	pct	3fg-fga	pct	ft-fta	pct	off	def	tot	avg							
RIDER	11-13-09		11	2-3	.667	0-0	.000	0-0	.000	1	2	3	3.0	1	0	1	1	0	4	4.0
SE LOUISIANA	11-19-09		13	2-5	.400	1-2	.500	0-0	.000	2	2	4	3.5	1	1	2	0	0	5	4.5
BETHUNE-COOKMAN	11-21-09		24	2-6	.333	0-2	.000	3-4	.750	1	5	6	4.3	1	3	1	2	0	7	5.3
TEXAS-PAN AMERICAN	11-24-09		15	3-6	.500	1-2	.500	1-1	1.000	1	1	2	3.8	1	2	1	0	0	8	6.0
vs Richmond	11-27-09		8	1-1	1.000	0-0	.000	2-4	.500	1	0	1	3.2	1	0	1	0	0	4	5.6
vs Old Dominion	11-28-09		14	0-1	.000	0-0	.000	1-2	.500	0	1	1	2.8	2	0	1	0	0	1	4.8
ST. BONAVENTURE	12-05-09		17	2-3	.667	0-0	.000	1-3	.333	1	4	5	3.1	1	0	3	1	2	5	4.9
vs DePaul	12-10-09		17	4-9	.444	1-3	.333	4-4	1.000	2	5	7	3.6	0	1	0	0	0	13	5.9
vs UCLA	12-12-09		8	1-1	1.000	0-0	.000	0-0	.000	0	2	2	3.4	0	0	2	0	0	2	5.4
WRIGHT STATE	12-16-09		9	4-4	1.000	2-2	1.000	0-0	.000	0	2	2	3.3	0	0	4	1	0	10	5.9
at Houston	12-16-09		2	0-0	.000	0-0	.000	0-0	.000	0	1	1	3.1	1	0	1	0	0	0	5.4
CENTENARY	12-22-09		17	3-5	.600	2-3	.667	0-0	.000	1	1	2	3.0	2	0	0	0	0	8	5.6
Totals		0	155	24-44	.545	7-14	.500	12-18	.667	10	26	36	3.0	11	7	17	5	2	67	5.6

Games played: 12
Minutes/game: 12.9
Points/game: 5.6
FG Pct: 54.5
3FG Pct: 50.0
FT Pct: 66.7

Rebounds/game: 3.0
Assists/game: 0.6
Turnovers/game: 1.4
Assist/turnover ratio: 0.4
Steals/game: 0.2
Blocks/game: 0.4

#12 Charles Parker

Opponent	Date	gs	min	Total		3-Pointers		Free throws		Rebounds				pf	a	t/o	blk	stl	pts	avg
				fg-fga	pct	3fg-fga	pct	ft-fta	pct	off	def	tot	avg							
SE LOUISIANA	11-19-09		1	0-0	.000	0-0	.000	0-0	.000	0	0	0	0.0	0	0	0	0	0	0	0.0
BETHUNE-COOKMAN	11-21-09		1	0-1	.000	0-0	.000	0-0	.000	0	0	0	0.0	1	0	1	0	0	0	0.0
TEXAS-PAN AMERICAN	11-24-09		1	1-1	1.000	0-0	.000	0-0	.000	0	0	0	0.0	0	0	0	0	0	2	0.7
ST. BONAVENTURE	12-05-09		3	0-2	.000	0-1	.000	0-0	.000	0	0	0	0.0	1	0	1	0	0	0	0.5
vs DePaul	12-10-09		1	0-0	.000	0-0	.000	0-0	.000	0	1	1	0.2	0	0	0	0	0	0	0.4
vs UCLA	12-12-09		1	0-0	.000	0-0	.000	0-1	.000	0	0	0	0.2	0	0	0	0	0	0	0.3
WRIGHT STATE	12-16-09		1	0-0	.000	0-0	.000	0-0	.000	0	0	0	0.1	0	0	0	0	0	0	0.3
CENTENARY	12-22-09		3	0-1	.000	0-1	.000	0-0	.000	0	0	0	0.1	0	0	0	0	0	0	0.3
Totals		0	12	1-5	.200	0-2	.000	0-1	.000	0	1	1	0.1	2	0	2	0	0	2	0.3

Games played: 8
Minutes/game: 1.5
Points/game: 0.3
FG Pct: 20.0
3FG Pct: 0.0
FT Pct: 0.0

Rebounds/game: 0.1
Turnovers/game: 0.3

2009-2010 Mississippi State Basketball
Mississippi State Individual Game-by-Game (as of Dec 22, 2009)
All games

#15 Riley Benock

Opponent	Date	gs	min	Total		3-Pointers		Free throws		Rebounds				pf	a	t/o	blk	stl	pts	avg
				fg-fga	pct	3fg-fga	pct	ft-fta	pct	off	def	tot	avg							
RIDER	11-13-09		4	0-2	.000	0-2	.000	0-0	.000	0	0	0	0.0	0	1	1	0	0	0	0.0
SE LOUISIANA	11-19-09		15	1-3	.333	0-2	.000	0-0	.000	0	2	2	1.0	1	1	0	0	2	2	1.0
BETHUNE-COOKMAN	11-21-09		19	2-4	.500	1-3	.333	0-0	.000	0	2	2	1.3	0	0	2	0	2	5	2.3
TEXAS-PAN AMERICAN	11-24-09		12	0-0	.000	0-0	.000	0-0	.000	0	1	1	1.3	0	0	0	1	1	0	1.8
vs Richmond	11-27-09		10	0-3	.000	0-3	.000	0-1	.000	0	1	1	1.2	0	0	0	0	0	0	1.4
vs Old Dominion	11-28-09		10	0-0	.000	0-0	.000	0-0	.000	0	0	0	1.0	0	0	3	0	0	0	1.2
ST. BONAVENTURE	12-05-09		16	3-4	.750	3-4	.750	0-0	.000	0	0	0	0.9	0	5	0	0	0	9	2.3
vs DePaul	12-10-09		20	2-5	.400	2-5	.400	0-0	.000	0	2	2	1.0	0	1	2	0	1	6	2.8
vs UCLA	12-12-09		8	1-2	.500	1-1	1.000	0-0	.000	0	1	1	1.0	0	0	0	0	0	3	2.8
WRIGHT STATE	12-16-09		11	0-0	.000	0-0	.000	0-0	.000	0	0	0	0.9	4	1	0	1	0	0	2.5
at Houston	12-16-09		6	0-0	.000	0-0	.000	0-0	.000	0	2	2	1.0	3	1	0	0	0	0	2.3
CENTENARY	12-22-09		15	3-3	1.000	3-3	1.000	0-0	.000	0	1	1	1.0	0	2	0	0	0	9	2.8
Totals		0	146	12-26	.462	10-23	.435	0-1	.000	0	12	12	1.0	8	12	8	2	6	34	2.8

Games played: 12
Minutes/game: 12.2
Points/game: 2.8
FG Pct: 46.2
3FG Pct: 43.5
FT Pct: 0.0

Rebounds/game: 1.0
Assists/game: 1.0
Turnovers/game: 0.7
Assist/turnover ratio: 1.5
Steals/game: 0.5
Blocks/game: 0.2

#20 Taylor Luczak

Opponent	Date	gs	min	Total		3-Pointers		Free throws		Rebounds				pf	a	t/o	blk	stl	pts	avg
				fg-fga	pct	3fg-fga	pct	ft-fta	pct	off	def	tot	avg							
SE LOUISIANA	11-19-09		1	1-1	1.000	1-1	1.000	0-0	.000	0	0	0	0.0	0	0	0	0	0	3	3.0
BETHUNE-COOKMAN	11-21-09		1	0-0	.000	0-0	.000	0-0	.000	0	0	0	0.0	1	0	1	0	0	0	1.5
TEXAS-PAN AMERICAN	11-24-09		2	0-0	.000	0-0	.000	0-0	.000	0	1	1	0.3	0	0	0	0	0	0	1.0
ST. BONAVENTURE	12-05-09		3	0-0	.000	0-0	.000	0-0	.000	0	0	0	0.3	1	0	1	0	0	0	0.8
vs DePaul	12-10-09		2	0-0	.000	0-0	.000	0-0	.000	0	1	1	0.4	1	0	0	0	0	0	0.6
vs UCLA	12-12-09		1	0-0	.000	0-0	.000	0-0	.000	0	0	0	0.3	0	0	0	0	0	0	0.5
WRIGHT STATE	12-16-09		1	0-0	.000	0-0	.000	0-0	.000	0	0	0	0.3	0	0	0	0	0	0	0.4
CENTENARY	12-22-09		3	0-0	.000	0-0	.000	0-0	.000	0	0	0	0.3	0	0	1	0	0	0	0.4
Totals		0	14	1-1	1.000	1-1	1.000	0-0	.000	0	2	2	0.3	3	0	3	0	0	3	0.4

Games played: 8
Minutes/game: 1.8
Points/game: 0.4
FG Pct: 100.0
3FG Pct: 100.0

Rebounds/game: 0.3
Turnovers/game: 0.4

2009-2010 Mississippi State Basketball
Mississippi State Individual Game-by-Game (as of Dec 22, 2009)
All games

#21 Baxter Price

Opponent	Date	gs	min	Total		3-Pointers		Free throws		Rebounds				pf	a	t/o	blk	stl	pts	avg
				fg-fga	pct	3fg-fga	pct	ft-fa	pct	off	def	tot	avg							
SE LOUISIANA	11-19-09		1	0-0	.000	0-0	.000	0-0	.000	0	0	0	0.0	0	0	0	0	0	0	0.0
BETHUNE-COOKMAN	11-21-09		1	0-0	.000	0-0	.000	0-0	.000	0	0	0	0.0	0	0	0	0	0	0	0.0
TEXAS-PAN AMERICAN	11-24-09		1	0-0	.000	0-0	.000	0-0	.000	0	0	0	0.0	0	0	0	0	0	0	0.0
ST. BONAVENTURE	12-05-09		2	0-0	.000	0-0	.000	0-0	.000	1	1	2	0.5	0	0	0	0	0	0	0.0
vs DePaul	12-10-09		1	1-1	1.000	0-0	.000	0-0	.000	0	0	0	0.4	0	0	0	0	0	2	0.4
vs UCLA	12-12-09		1	0-0	.000	0-0	.000	0-0	.000	0	0	0	0.3	0	0	0	0	1	0	0.3
WRIGHT STATE	12-16-09		1	0-0	.000	0-0	.000	0-0	.000	0	0	0	0.3	0	0	0	0	0	0	0.3
CENTENARY	12-22-09		2	0-2	.000	0-0	.000	0-0	.000	0	0	0	0.3	0	0	0	0	0	0	0.3
Totals		0	10	1-3	.333	0-0	.000	0-0	.000	1	1	2	0.3	0	0	0	0	1	2	0.3

Games played: 8
Minutes/game: 1.3
Points/game: 0.3
FG Pct: 33.3

Rebounds/game: 0.3
Steals/game: 0.1

#22 Barry Stewart

Opponent	Date	gs	min	Total		3-Pointers		Free throws		Rebounds				pf	a	t/o	blk	stl	pts	avg
				fg-fga	pct	3fg-fga	pct	ft-fa	pct	off	def	tot	avg							
RIDER	11-13-09	*	37	2-10	.200	2-7	.286	1-4	.250	1	2	3	3.0	3	3	0	0	0	7	7.0
SE LOUISIANA	11-19-09	*	32	4-11	.364	1-5	.200	4-4	1.000	0	3	3	3.0	1	1	0	0	1	13	10.0
BETHUNE-COOKMAN	11-21-09	*	31	3-6	.500	2-4	.500	2-2	1.000	0	1	1	2.3	1	4	1	1	0	10	10.0
TEXAS-PAN AMERICAN	11-24-09	*	31	5-10	.500	2-5	.400	0-0	.000	0	2	2	2.3	1	0	0	0	0	12	10.5
vs Richmond	11-27-09	*	35	4-10	.400	4-6	.667	1-2	.500	2	1	3	2.4	1	3	5	0	0	13	11.0
vs Old Dominion	11-28-09	*	34	3-10	.300	1-7	.143	3-3	1.000	0	3	3	2.5	1	3	0	0	0	10	10.8
ST. BONAVENTURE	12-05-09	*	33	6-12	.500	1-5	.200	0-0	.000	0	4	4	2.7	2	7	0	0	0	13	11.1
vs DePaul	12-10-09	*	30	3-10	.300	2-4	.500	4-5	.800	1	2	3	2.8	2	2	0	0	1	12	11.3
vs UCLA	12-12-09	*	37	2-11	.182	2-7	.286	0-0	.000	1	1	2	2.7	1	4	2	1	0	6	10.7
WRIGHT STATE	12-16-09	*	33	8-11	.727	5-7	.714	0-0	.000	0	3	3	2.7	2	1	1	0	2	21	11.7
at Houston	12-16-09	*	37	6-12	.500	1-4	.250	1-2	.500	1	4	5	2.9	3	0	3	0	1	14	11.9
CENTENARY	12-22-09	*	33	5-10	.500	2-6	.333	2-5	.400	2	2	4	3.0	3	5	0	1	1	14	12.1
Totals		12	403	51-123	.415	25-67	.373	18-27	.667	8	28	36	3.0	21	33	12	3	6	145	12.1

Games played: 12
Minutes/game: 33.6
Points/game: 12.1
FG Pct: 41.5
3FG Pct: 37.3
FT Pct: 66.7

Rebounds/game: 3.0
Assists/game: 2.8
Turnovers/game: 1.0
Assist/turnover ratio: 2.8
Steals/game: 0.5
Blocks/game: 0.3

2009-2010 Mississippi State Basketball
Mississippi State Individual Game-by-Game (as of Dec 22, 2009)
All games

#24 Kodi Augustus

Opponent	Date	gs	min	Total		3-Pointers		Free throws		Rebounds				pf	a	t/o	blk	stl	pts	avg		
				fg-fga	pct	3fg-fga	pct	ft-fa	pct	off	def	tot	avg									
RIDER	11-13-09	*	15	4-9	.444	1-1	1.000	0-1	.000	2	3	5	5.0	4	0	1	1	0	9	9.0		
TEXAS-PAN AMERICAN	11-24-09		21	4-7	.571	1-1	1.000	0-0	.000	3	5	8	6.5	1	0	3	2	0	9	9.0		
vs Richmond	11-27-09	*	25	2-7	.286	1-2	.500	8-8	1.000	3	3	6	6.3	2	0	3	0	0	13	10.3		
vs Old Dominion	11-28-09	*	24	1-4	.250	0-1	.000	8-8	1.000	1	6	7	6.5	3	2	1	0	2	10	10.3		
ST. BONAVENTURE	12-05-09	*	24	4-5	.800	3-4	.750	6-8	.750	3	2	5	6.2	1	1	2	1	0	17	11.6		
vs DePaul	12-10-09	*	17	3-4	.750	2-3	.667	3-3	1.000	1	2	3	5.7	2	0	2	1	0	11	11.5		
vs UCLA	12-12-09	*	22	3-5	.600	1-2	.500	0-1	.000	0	2	2	5.1	2	0	2	0	0	7	10.9		
WRIGHT STATE	12-16-09	*	27	1-4	.250	1-4	.250	2-2	1.000	1	3	4	5.0	1	1	3	5	2	5	10.1		
at Houston	12-16-09	*	20	3-8	.375	1-2	.500	0-0	.000	5	11	16	6.2	2	0	4	0	0	7	9.8		
CENTENARY	12-22-09	*	23	2-6	.333	0-1	.000	1-2	.500	2	3	5	6.1	3	3	1	0	0	5	9.3		
Totals			9	218		27-59	.458	11-21	.524	28-33	.848	21	40	61	6.1	21	7	22	10	4	93	9.3

Games played: 10
Minutes/game: 21.8
Points/game: 9.3
FG Pct: 45.8
3FG Pct: 52.4
FT Pct: 84.8

Rebounds/game: 6.1
Assists/game: 0.7
Turnovers/game: 2.2
Assist/turnover ratio: 0.3
Steals/game: 0.4
Blocks/game: 1.0

#25 Phil Turner

Opponent	Date	gs	min	Total		3-Pointers		Free throws		Rebounds				pf	a	t/o	blk	stl	pts	avg
				fg-fga	pct	3fg-fga	pct	ft-fa	pct	off	def	tot	avg							
RIDER	11-13-09		25	3-6	.500	2-3	.667	0-0	.000	2	3	5	5.0	2	1	3	0	1	8	8.0
SE LOUISIANA	11-19-09	*	34	3-12	.250	2-6	.333	2-2	1.000	3	11	14	9.5	1	3	3	2	1	10	9.0
BETHUNE-COOKMAN	11-21-09	*	22	4-7	.571	1-1	1.000	0-0	.000	2	3	5	8.0	3	2	0	1	2	9	9.0
TEXAS-PAN AMERICAN	11-24-09	*	22	2-5	.400	1-3	.333	0-0	.000	0	3	3	6.8	2	2	1	0	3	5	8.0
vs Richmond	11-27-09		23	2-8	.250	0-3	.000	0-0	.000	4	5	9	7.2	0	2	1	0	0	4	7.2
vs Old Dominion	11-28-09		26	1-2	.500	0-1	.000	0-0	.000	2	4	6	7.0	1	0	0	0	0	2	6.3
ST. BONAVENTURE	12-05-09		18	2-5	.400	0-1	.000	1-1	1.000	0	0	0	6.0	3	1	1	1	1	5	6.1
vs DePaul	12-10-09		20	1-6	.167	0-4	.000	0-0	.000	0	5	5	5.9	0	5	1	1	2	2	5.6
vs UCLA	12-12-09		17	2-6	.333	0-2	.000	2-2	1.000	0	3	3	5.6	1	0	0	0	3	6	5.7
WRIGHT STATE	12-16-09		16	0-3	.000	0-3	.000	3-4	.750	0	1	1	5.1	2	1	0	0	1	3	5.4
at Houston	12-16-09		21	1-3	.333	1-2	.500	2-2	1.000	0	4	4	5.0	1	0	0	0	1	5	5.4
CENTENARY	12-22-09		14	2-6	.333	0-1	.000	2-2	1.000	1	3	4	4.9	1	3	0	0	2	6	5.4
Totals		3	258	23-69	.333	7-30	.233	12-13	.923	14	45	59	4.9	17	20	10	5	17	65	5.4

Games played: 12
Minutes/game: 21.5
Points/game: 5.4
FG Pct: 33.3
3FG Pct: 23.3
FT Pct: 92.3

Rebounds/game: 4.9
Assists/game: 1.7
Turnovers/game: 0.8
Assist/turnover ratio: 2.0
Steals/game: 1.4
Blocks/game: 0.4

2009-2010 Mississippi State Basketball
Mississippi State Individual Game-by-Game (as of Dec 22, 2009)
All games

#30 Wendell Lewis

Opponent	Date	gs	min	Total		3-Pointers		Free throws		Rebounds				pf	a	t/o	blk	stl	pts	avg
				fg-fga	pct	3fg-fga	pct	ft-fa	pct	off	def	tot	avg							
RIDER	11-13-09		4	0-2	.000	0-0	.000	0-0	.000	1	0	1	1.0	1	0	0	0	0	0	0.0
SE LOUISIANA	11-19-09		7	1-3	.333	0-0	.000	0-0	.000	1	1	2	1.5	1	0	1	0	0	2	1.0
BETHUNE-COOKMAN	11-21-09		13	3-4	.750	0-0	.000	0-0	.000	2	3	5	2.7	1	0	0	0	0	6	2.7
TEXAS-PAN AMERICAN	11-24-09		9	1-1	1.000	0-0	.000	0-0	.000	0	1	1	2.3	0	0	1	0	0	2	2.5
vs Richmond	11-27-09		6	0-0	.000	0-0	.000	0-0	.000	1	2	3	2.4	2	0	0	0	0	0	2.0
vs Old Dominion	11-28-09		4	0-1	.000	0-0	.000	0-0	.000	0	0	0	2.0	0	0	0	0	0	0	1.7
ST. BONAVENTURE	12-05-09		15	2-4	.500	0-0	.000	3-4	.750	1	4	5	2.4	0	0	0	3	0	7	2.4
vs DePaul	12-10-09		14	0-1	.000	0-0	.000	0-2	.000	1	3	4	2.6	3	0	3	0	0	0	2.1
vs UCLA	12-12-09		6	2-2	1.000	0-0	.000	0-0	.000	1	0	1	2.4	1	0	1	0	0	4	2.3
WRIGHT STATE	12-16-09		5	2-2	1.000	0-0	.000	0-0	.000	1	1	2	2.4	0	0	0	0	0	4	2.5
at Houston	12-16-09		4	0-0	.000	0-0	.000	1-2	.500	1	1	2	2.4	0	0	1	1	0	1	2.4
CENTENARY	12-22-09		8	1-1	1.000	0-0	.000	0-0	.000	0	1	1	2.3	0	0	1	1	0	2	2.3
Totals		0	95	12-21	.571	0-0	.000	4-8	.500	10	17	27	2.3	9	0	8	5	0	28	2.3

Games played: 12
Minutes/game: 7.9
Points/game: 2.3
FG Pct: 57.1
FT Pct: 50.0

Rebounds/game: 2.3
Turnovers/game: 0.7
Blocks/game: 0.4

#32 Jarvis Varnado

Opponent	Date	gs	min	Total		3-Pointers		Free throws		Rebounds				pf	a	t/o	blk	stl	pts	avg
				fg-fga	pct	3fg-fga	pct	ft-fa	pct	off	def	tot	avg							
RIDER	11-13-09	*	36	8-8	1.000	0-0	.000	6-8	.750	2	12	14	14.0	3	2	4	7	0	22	22.0
SE LOUISIANA	11-19-09	*	30	6-8	.750	0-0	.000	8-10	.800	3	6	9	11.5	1	2	2	8	3	20	21.0
BETHUNE-COOKMAN	11-21-09	*	31	4-11	.364	0-0	.000	2-5	.400	2	8	10	11.0	0	2	1	4	0	10	17.3
TEXAS-PAN AMERICAN	11-24-09	*	27	6-8	.750	0-0	.000	0-2	.000	4	11	15	12.0	2	1	0	8	1	12	16.0
vs Richmond	11-27-09	*	23	2-6	.333	0-0	.000	4-4	1.000	4	2	6	10.8	4	0	1	1	0	8	14.4
vs Old Dominion	11-28-09	*	19	6-7	.857	0-0	.000	3-5	.600	4	2	6	10.0	2	0	1	5	0	15	14.5
ST. BONAVENTURE	12-05-09	*	21	5-7	.714	0-0	.000	4-5	.800	0	8	8	9.7	1	1	2	4	3	14	14.4
vs DePaul	12-10-09	*	26	4-5	.800	0-0	.000	4-6	.667	7	7	14	10.3	0	0	2	3	1	12	14.1
vs UCLA	12-12-09	*	34	5-11	.455	0-0	.000	3-6	.500	2	9	11	10.3	2	0	1	7	0	13	14.0
WRIGHT STATE	12-16-09	*	30	6-6	1.000	0-0	.000	5-8	.625	2	6	8	10.1	1	0	4	6	0	17	14.3
at Houston	12-16-09	*	34	3-11	.273	0-0	.000	7-17	.412	6	11	17	10.7	3	0	1	5	1	13	14.2
CENTENARY	12-22-09	*	24	2-5	.400	0-0	.000	4-4	1.000	2	7	9	10.6	1	1	1	4	0	8	13.7
Totals		12	335	57-93	.613	0-0	.000	50-80	.625	38	89	127	10.6	20	9	20	62	9	164	13.7

Games played: 12
Minutes/game: 27.9
Points/game: 13.7
FG Pct: 61.3
FT Pct: 62.5

Rebounds/game: 10.6
Assists/game: 0.8
Turnovers/game: 1.7
Assist/turnover ratio: 0.5
Steals/game: 0.8
Blocks/game: 5.2

2009-2010 Mississippi State Basketball
Mississippi State Individual Game-by-Game (as of Dec 22, 2009)
All games

#45 Elgin Bailey

Opponent	Date	gs	min	Total		3-Pointers		Free throws		Rebounds				pf	a	t/o	blk	stl	pts	avg
				fg-fga	pct	3fg-fga	pct	ft-fa	pct	off	def	tot	avg							
SE LOUISIANA	11-19-09		3	0-1	.000	0-0	.000	0-0	.000	0	0	0	0.0	0	0	0	0	0	0	0.0
TEXAS-PAN AMERICAN	11-24-09		4	0-1	.000	0-0	.000	1-4	.250	0	0	0	0.0	0	0	1	1	0	1	0.5
vs Richmond	11-27-09		4	0-1	.000	0-0	.000	0-0	.000	0	0	0	0.0	1	0	0	0	0	0	0.3
vs Old Dominion	11-28-09		6	0-1	.000	0-0	.000	0-1	.000	0	0	0	0.0	1	0	0	0	0	0	0.3
Totals		0	17	0-4	.000	0-0	.000	1-5	.200	0	0	0	0.0	2	0	1	1	0	1	0.3

Games played: 4
Minutes/game: 4.3
Points/game: 0.3
FG Pct: 0.0
FT Pct: 20.0

Turnovers/game: 0.3
Blocks/game: 0.3

#50 John Riek

Opponent	Date	gs	min	Total		3-Pointers		Free throws		Rebounds				pf	a	t/o	blk	stl	pts	avg
				fg-fga	pct	3fg-fga	pct	ft-fa	pct	off	def	tot	avg							
WRIGHT STATE	12-16-09		1	0-0	.000	0-0	.000	0-0	.000	0	0	0	0.0	0	0	0	0	0	0	0.0
CENTENARY	12-22-09		8	2-3	.667	0-0	.000	2-2	1.000	4	3	7	3.5	1	0	3	0	0	6	3.0
Totals		0	9	2-3	.667	0-0	.000	2-2	1.000	4	3	7	3.5	1	0	3	0	0	6	3.0

Games played: 2
Minutes/game: 4.5
Points/game: 3.0
FG Pct: 66.7
FT Pct: 100.0

Rebounds/game: 3.5
Turnovers/game: 1.5

#TM TEAM

Opponent	Date	gs	min	Total		3-Pointers		Free throws		Rebounds				pf	a	t/o	blk	stl	pts	avg
				fg-fga	pct	3fg-fga	pct	ft-fa	pct	off	def	tot	avg							
RIDER	11-13-09		0	0-0	.000	0-0	.000	0-0	.000	2	1	3	3.0	0	0	0	0	0	0	0.0
SE LOUISIANA	11-19-09		0	0-0	.000	0-0	.000	0-0	.000	2	3	5	4.0	0	0	1	0	0	0	0.0
BETHUNE-COOKMAN	11-21-09		0	0-0	.000	0-0	.000	0-0	.000	1	1	2	3.3	0	0	0	0	0	0	0.0
TEXAS-PAN AMERICAN	11-24-09		0	0-0	.000	0-0	.000	0-0	.000	1	2	3	3.3	0	0	0	0	0	0	0.0
vs Richmond	11-27-09		0	0-0	.000	0-0	.000	0-0	.000	2	1	3	3.2	0	0	0	0	0	0	0.0
vs Old Dominion	11-28-09		0	0-0	.000	0-0	.000	0-0	.000	0	3	3	3.2	0	0	2	0	0	0	0.0
ST. BONAVENTURE	12-05-09		0	0-0	.000	0-0	.000	0-0	.000	2	0	2	3.0	0	0	0	0	0	0	0.0
vs DePaul	12-10-09		0	0-0	.000	0-0	.000	0-0	.000	1	2	3	3.0	0	0	0	0	0	0	0.0
vs UCLA	12-12-09		0	0-0	.000	0-0	.000	0-0	.000	1	3	4	3.1	0	0	0	0	0	0	0.0
WRIGHT STATE	12-16-09		0	0-0	.000	0-0	.000	0-0	.000	1	2	3	3.1	0	0	0	0	0	0	0.0
at Houston	12-16-09		0	0-0	.000	0-0	.000	0-0	.000	1	1	2	3.0	0	0	0	0	0	0	0.0
CENTENARY	12-22-09		0	0-0	.000	0-0	.000	0-0	.000	0	2	2	2.9	0	0	0	0	0	0	0.0
Totals		0	0	0-0	.000	0-0	.000	0-0	.000	14	21	35	2.9	0	0	3	0	0	0	0.0

Games played: 12

Rebounds/game: 2.9
Turnovers/game: 0.3

2008-09 Mississippi State Basketball Individual Career History

Kodi Augustus

			Total		3-Point		F-Throws		Rebounds											Scoring	
Season	gp-gs	min/avg	fg-fga	pct	fg-fga	pct	ft-fta	pct	off	def	tot	avg	pf	fo	ast	to	blk	stl	pts	avg	
2007-08	11-0	52/4.7	5-13	.385	2-7	.286	4-7	.571	3	9	12	1.1	8	0	2	7	3	1	16	1.5	
2008-09	25-9	328/13.1	52-108	.481	10-31	.323	42-53	.792	30	56	86	3.4	38	1	8	33	7	7	156	6.2	
2009-10	10-9	218/21.8	27-59	.458	11-21	.524	28-33	.848	21	40	61	6.1	21	0	7	22	10	4	93	9.3	
TOTAL	46-18	598/13.0	84-180	.467	23-59	.390	74-93	.796	54	105	159	3.5	67	1	17	62	20	12	265	5.8	

Elgin Bailey

			Total		3-Point		F-Throws		Rebounds											Scoring	
Season	gp-gs	min/avg	fg-fga	pct	fg-fga	pct	ft-fta	pct	off	def	tot	avg	pf	fo	ast	to	blk	stl	pts	avg	
2007-08	31-0	212/6.8	18-38	.474	0-0	.000	16-41	.390	20	26	46	1.5	43	0	1	16	8	4	52	1.7	
2008-09	27-0	290/10.7	39-89	.438	0-0	.000	28-46	.609	21	43	64	2.4	44	1	6	32	26	16	106	3.9	
2009-10	4-0	17/4.3	0-4	.000	0-0	.000	1-5	.200	0	0	0	0.0	2	0	0	1	1	0	1	0.3	
TOTAL	62-0	519/8.4	57-131	.435	0-0	.000	45-92	.489	41	69	110	1.8	89	1	7	49	35	20	159	2.6	

Riley Benock

			Total		3-Point		F-Throws		Rebounds											Scoring	
Season	gp-gs	min/avg	fg-fga	pct	fg-fga	pct	ft-fta	pct	off	def	tot	avg	pf	fo	ast	to	blk	stl	pts	avg	
2007-08	28-0	228/8.1	15-37	.405	14-33	.424	5-8	.625	2	17	19	0.7	16	0	22	16	4	4	49	1.8	
2008-09	36-0	409/11.4	26-67	.388	21-56	.375	8-12	.667	5	27	32	0.9	35	1	25	17	2	16	81	2.3	
2009-10	12-0	146/12.2	12-26	.462	10-23	.435	0-1	.000	0	12	12	1.0	8	0	12	8	2	6	34	2.8	
TOTAL	76-0	783/10.3	53-130	.408	45-112	.402	13-21	.619	7	56	63	0.8	59	1	59	41	8	26	164	2.2	

Brandon Bolen

Season	gp-gs	min/avg	Total		3-Point		F-Throws		Rebounds											Scoring	
			fg-fga	pct	fg-fga	pct	ft-fta	pct	off	def	tot	avg	pf	fo	ast	to	blk	stl	pts	avg	
2007-08	9-0	12/1.3	0-2	.000	0-1	.000	1-2	.500	1	3	4	0.4	1	0	0	3	0	0	1	0.1	
2008-09	13-0	23/1.8	1-4	.250	0-0	.000	0-0	.000	0	1	1	0.1	0	0	1	0	0	2	2	0.2	
TOTAL	22-0	35/1.6	1-6	.167	0-1	.000	1-2	.500	1	4	5	0.2	1	0	1	3	0	2	3	0.1	

Dee Bost

			Total		3-Point		F-Throws		Rebounds											Scoring	
Season	gp-gs	min/avg	fg-fga	pct	fg-fga	pct	ft-fta	pct	off	def	tot	avg	pf	fo	ast	to	blk	stl	pts	avg	
2008-09	36-36	1137/31.6	108-307	.352	54-161	.335	122-170	.718	27	102	129	3.6	81	2	156	102	1	52	392	10.9	
2009-10	12-12	390/32.5	39-99	.394	27-61	.443	27-35	.771	4	55	59	4.9	19	1	66	39	2	14	132	11.0	
TOTAL	48-48	1527/31.8	147-406	.362	81-222	.365	149-205	.727	31	157	188	3.9	100	3	222	141	3	66	524	10.9	

Ravern Johnson

Season	gp-gs	min/avg	Total		3-Point		F-Throws			Rebounds											Scoring	
			fg-fga	pct	fg-fga	pct	ft-fta	pct	off	def	tot	avg	pf	fo	ast	to	blk	stl	pts	avg		
2007-08	29-0	187/6.4	31-65	.477	7-24	.292	4-10	.400	10	20	30	1.0	10	0	10	12	4	3	73	2.5		
2008-09	36-36	1099/30.5	156-362	.431	83-210	.395	39-46	.848	30	80	110	3.1	49	0	40	55	18	14	434	12.1		
2009-10	12-12	338/28.2	67-125	.536	38-78	.487	6-6	1.000	7	38	45	3.8	12	0	10	17	6	4	178	14.8		
TOTAL	77-48	1624/21.1	254-552	.460	128-312	.410	49-62	.790	47	138	185	2.4	71	0	60	84	28	21	685	8.9		

Wendell Lewis

			Total		3-Point		F-Throws		Rebounds											Scoring	
Season	gp-gs	min/avg	fg-fga	pct	fg-fga	pct	ft-fta	pct	off	def	tot	avg	pf	fo	ast	to	blk	stl	pts	avg	
2009-10	12-0	95/7.9	12-21	.571	0-0	.000	4-8	.500	10	17	27	2.3	9	0	0	8	5	0	28	2.3	
TOTAL	12-0	95/7.9	12-21	.571	0-0	.000	4-8	.500	10	17	27	2.3	9	0	0	8	5	0	28	2.3	

2008-09 Mississippi State Basketball Individual Career History

Taylor Luczak

Season	gp-gs	min/avg	Total		3-Point		F-Throws		Rebounds				pf	fo	ast	to	blk	stl	Scoring	
			fg-fga	pct	fg-fga	pct	ft-fta	pct	off	def	tot	avg							pts	avg
2008-09	10-0	13/1.3	2-4	.500	0-1	.000	0-0	.000	1	2	3	0.3	2	0	0	1	0	0	4	0.4
2009-10	8-0	14/1.8	1-1	1.000	1-1	1.000	0-0	.000	0	2	2	0.3	3	0	0	3	0	0	3	0.4
TOTAL	18-0	27/1.5	3-5	.600	1-2	.500	0-0	.000	1	4	5	0.3	5	0	0	4	0	0	7	0.4

Romero Osby

Season	gp-gs	min/avg	Total		3-Point		F-Throws		Rebounds				pf	fo	ast	to	blk	stl	Scoring	
			fg-fga	pct	fg-fga	pct	ft-fta	pct	off	def	tot	avg							pts	avg
2008-09	36-0	452/12.6	51-118	.432	8-28	.286	39-58	.672	28	66	94	2.6	53	1	12	28	12	8	149	4.1
2009-10	12-0	155/12.9	24-44	.545	7-14	.500	12-18	.667	10	26	36	3.0	11	0	7	17	5	2	67	5.6
TOTAL	48-0	607/12.6	75-162	.463	15-42	.357	51-76	.671	38	92	130	2.7	64	1	19	45	17	10	216	4.5

Charles Parker

Season	gp-gs	min/avg	Total		3-Point		F-Throws		Rebounds				pf	fo	ast	to	blk	stl	Scoring	
			fg-fga	pct	fg-fga	pct	ft-fta	pct	off	def	tot	avg							pts	avg
2009-10	8-0	12/1.5	1-5	.200	0-2	.000	0-1	.000	0	1	1	0.1	2	0	0	2	0	0	2	0.3
TOTAL	8-0	12/1.5	1-5	.200	0-2	.000	0-1	.000	0	1	1	0.1	2	0	0	2	0	0	2	0.3

Baxter Price

Season	gp-gs	min/avg	Total		3-Point		F-Throws		Rebounds				pf	fo	ast	to	blk	stl	Scoring	
			fg-fga	pct	fg-fga	pct	ft-fta	pct	off	def	tot	avg							pts	avg
2009-10	8-0	10/1.3	1-3	.333	0-0	.000	0-0	.000	1	1	2	0.3	0	0	0	0	0	1	2	0.3
TOTAL	8-0	10/1.3	1-3	.333	0-0	.000	0-0	.000	1	1	2	0.3	0	0	0	0	0	1	2	0.3

John Riek

Season	gp-gs	min/avg	Total		3-Point		F-Throws		Rebounds				pf	fo	ast	to	blk	stl	Scoring	
			fg-fga	pct	fg-fga	pct	ft-fta	pct	off	def	tot	avg							pts	avg
2009-10	2-0	9/4.5	2-3	.667	0-0	.000	2-2	1.000	4	3	7	3.5	1	0	0	3	0	0	6	3.0
TOTAL	2-0	9/4.5	2-3	.667	0-0	.000	2-2	1.000	4	3	7	3.5	1	0	0	3	0	0	6	3.0

Renardo Sidney

Shaun Smith

Barry Stewart

Season	gp-gs	min/avg	Total		3-Point		F-Throws		Rebounds				pf	fo	ast	to	blk	stl	Scoring	
			fg-fga	pct	fg-fga	pct	ft-fta	pct	off	def	tot	avg							pts	avg
2006-07	35-0	848/24.2	96-240	.400	68-174	.391	82-107	.766	28	83	111	3.2	51	0	43	27	5	32	342	9.8
2007-08	34-34	1214/35.7	129-337	.383	62-186	.333	71-102	.696	46	111	157	4.6	80	2	88	78	4	44	391	11.5
2008-09	36-36	1138/31.6	126-343	.367	72-197	.365	121-156	.776	28	107	135	3.8	84	2	66	66	10	46	445	12.4
2009-10	12-12	403/33.6	51-123	.415	25-67	.373	18-27	.667	8	28	36	3.0	21	0	33	12	3	6	145	12.1
TOTAL	117-82	3603/30.8	402-1043	.385	227-624	.364	292-392	.745	110	329	439	3.8	236	4	230	183	22	128	1323	11.3

2008-09 Mississippi State Basketball Individual Career History

Phil Turner

Season	gp-gs	min/avg	Total		3-Point		F-Throws		Rebounds				pf	fo	ast	to	blk	stl	Scoring	
			fg-fga	pct	fg-fga	pct	ft-fta	pct	off	def	tot	avg							pts	avg
2007-08	30-11	498/16.6	41-124	.331	24-79	.304	15-27	.556	18	66	84	2.8	43	1	25	28	10	26	121	4.0
2008-09	36-27	863/24.0	101-220	.459	46-122	.377	57-73	.781	49	149	198	5.5	72	0	57	51	18	46	305	8.5
2009-10	12-3	258/21.5	23-69	.333	7-30	.233	12-13	.923	14	45	59	4.9	17	0	20	10	5	17	65	5.4
TOTAL	78-41	1619/20.8	165-413	.400	77-231	.333	84-113	.743	81	260	341	4.4	132	1	102	89	33	89	491	6.3

Jarvis Varnado

Season	gp-gs	min/avg	Total		3-Point		F-Throws		Rebounds				pf	fo	ast	to	blk	stl	Scoring	
			fg-fga	pct	fg-fga	pct	ft-fta	pct	off	def	tot	avg							pts	avg
2006-07	35-13	473/13.5	75-116	.647	0-1	.000	24-45	.533	61	85	146	4.2	74	1	11	19	67	12	174	5.0
2007-08	34-34	968/28.5	109-170	.641	1-2	.500	50-100	.500	75	189	264	7.8	99	5	18	41	157	18	269	7.9
2008-09	36-36	1012/28.1	180-328	.549	0-1	.000	104-159	.654	103	214	317	8.8	83	2	28	60	170	22	464	12.9
2009-10	12-12	335/27.9	57-93	.613	0-0	.000	50-80	.625	38	89	127	10.6	20	0	9	20	62	9	164	13.7
TOTAL	117-95	2788/23.8	421-707	.595	1-4	.250	228-384	.594	277	577	854	7.3	276	8	66	140	456	61	1071	9.2